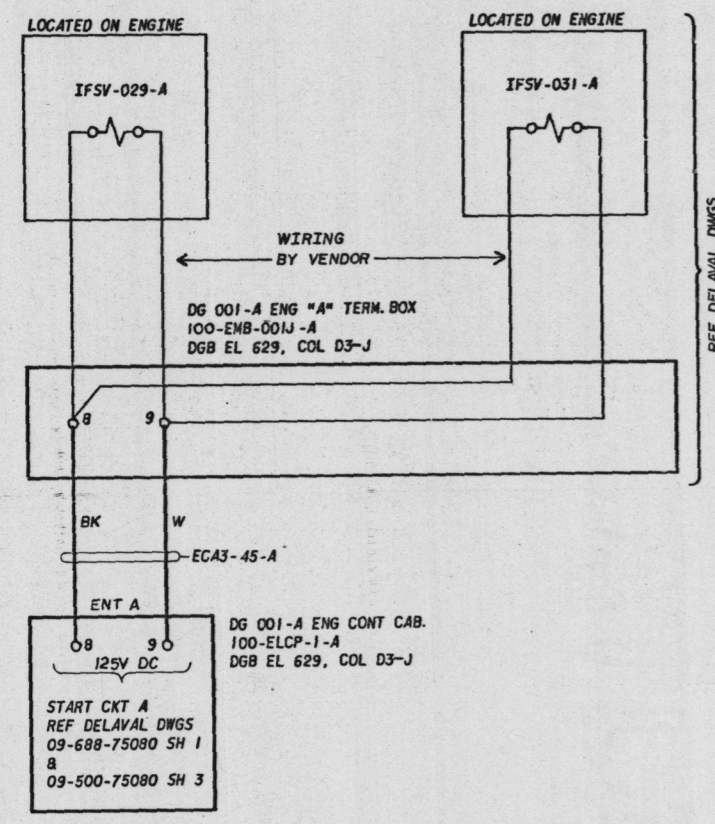
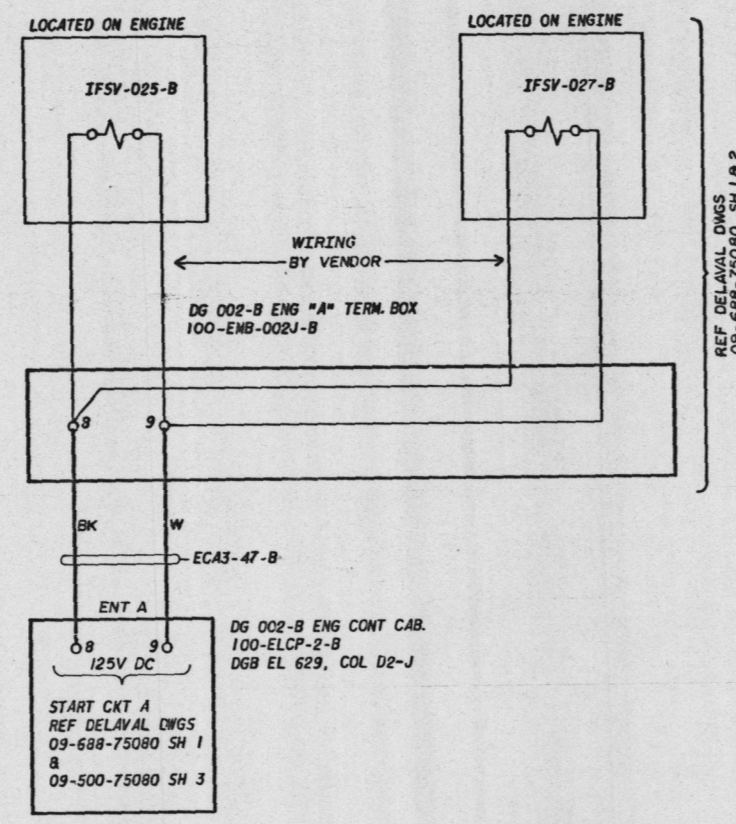


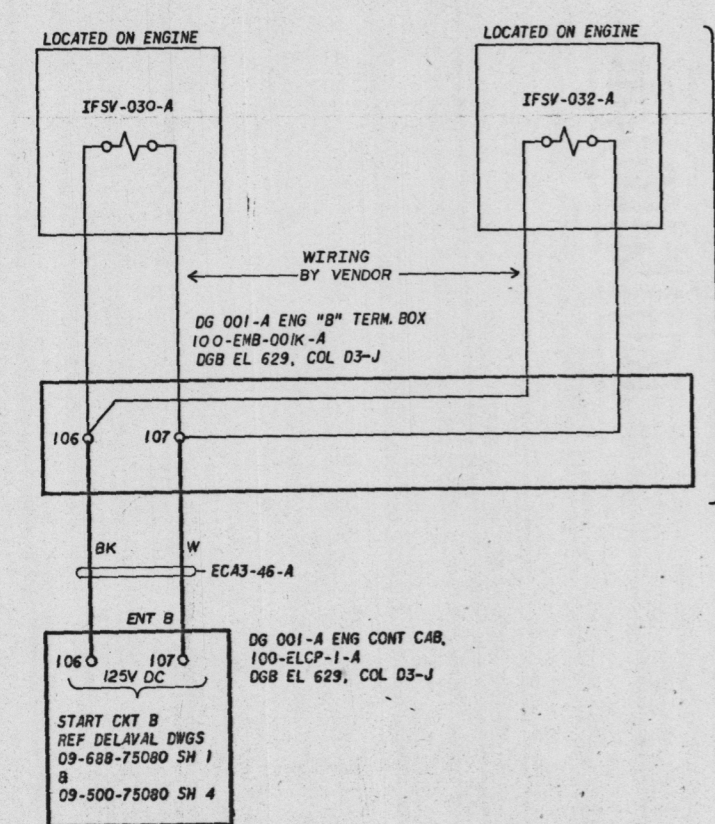
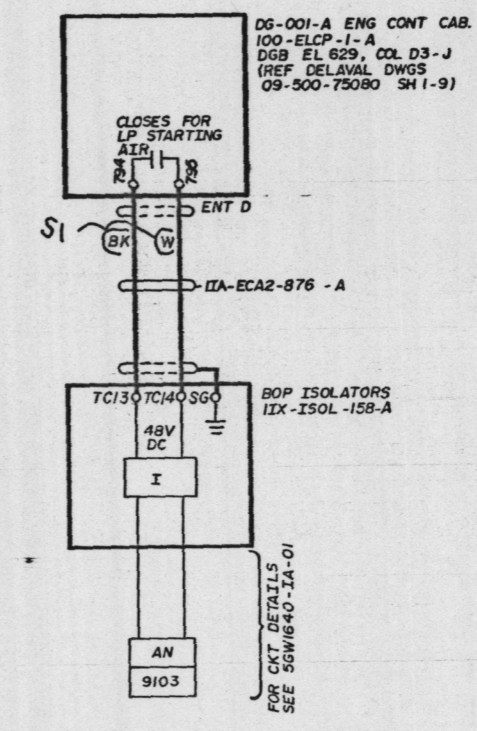
NOTES:
1. FOR GENERAL NOTES AND REFERENCE DWGS SEE 5GW1740-RG-01



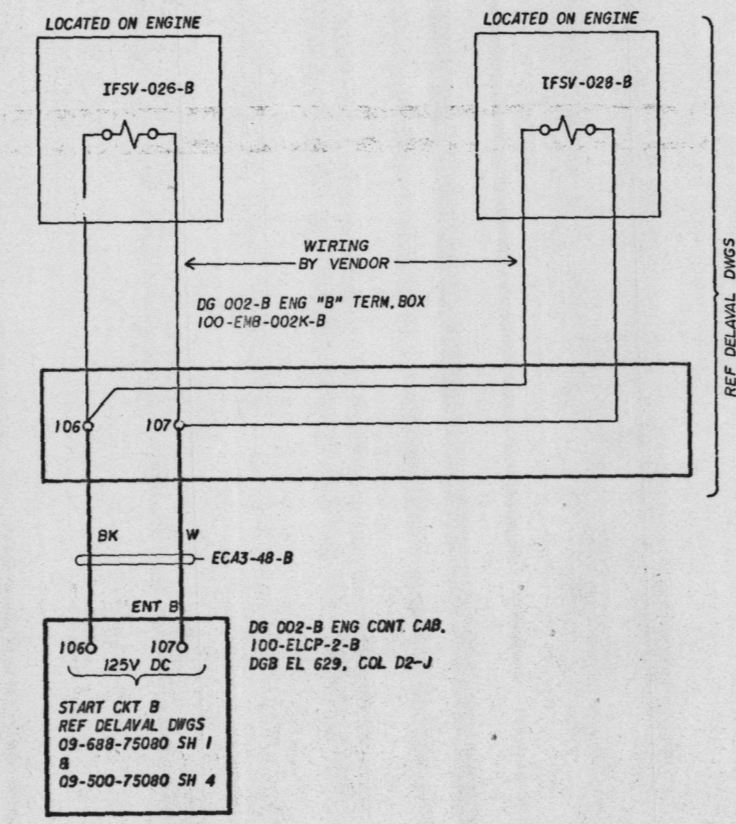
DG 001-A STARTING AIR
ADMISSION VALVES, IFSV-029-A
AND IFSV-031-A



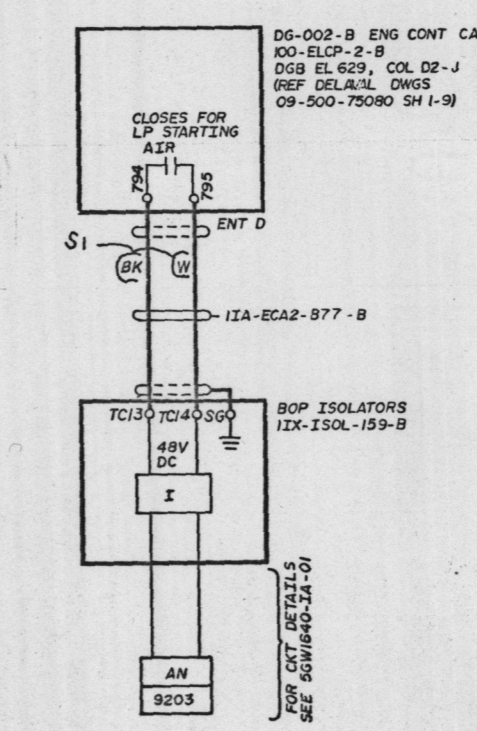
DG 002-B STARTING AIR
ADMISSION VALVES, IFSV-025-B
AND IFSV-027-B



DG 001-A STARTING AIR
ADMISSION VALVES, IFSV-030-A
AND IFSV-032-A



DG 002-B STARTING AIR
ADMISSION VALVES, IFSV-026-B
AND IFSV-028-B



APERTURE
CARD

Docket # 30-438
Control # 8202080064
Date 8/20/77 of Document
REGULATORY DOCKET FILE

| | | | | | | | | | | | |
|--|----------|----------|----------|---------------|----------|----------|----------|----------|----------|----------|----------|
| 1 | SI | 1-17-77 | ENB | 2 | ERM | 2 | SM | 1 | WLS | 1 | 1 |
| ADDED ANN PT NO, CABLE NO., BOP ISOLATOR INFO, AND MINOR REVISIONS PER ECN SI. | | | | | | | | | | | |
| REV | NO | ECN NO. | DATE | DSN | DRN | CHKD | SLVP | ENGR | INSP | INSP | RECH |
| 1 | 1 | | | E.N. IRWIN | | | | | | | |
| 2 | 2 | | | D.M. LASHLEY | | | | | | | |
| 3 | 3 | | | W.L. ALDRIDGE | | | | | | | |
| SCALE: NONE EXCEPT AS NOTED | | | | | | | | | | | |
| GENERAL UNIT 1 | | | | | | | | | | | |
| SYSTEM SCHEMATIC DG STARTING AIR SYS (RG) | | | | | | | | | | | |
| BELLEFONTE NUCLEAR PLANT TENNESSEE VALLEY AUTHORITY DIVISION OF ENGINEERING DESIGN | | | | | | | | | | | |
| REVIEWED | RECEIVED | RECEIVED | RECEIVED | RECEIVED | RECEIVED | RECEIVED | RECEIVED | RECEIVED | RECEIVED | RECEIVED | RECEIVED |
| | | | | | | | | | | | |
| KNOXVILLE 11-14-77 88 E 5GW1740-RG-04 RI | | | | | | | | | | | |
| RECORD DRAWING AS CONSTRUCTED | | | | | | | | | | | |

| | | | | | | | | | | | |
|---|---|--|--|--|--|--|--|--|--|--|--|
| PRINT | H | | | | | | | | | | |
| SIZE | F | | | | | | | | | | |
| OR ON PROJ. DE. CE. CD. CO. ED. NO. SW. UL. VA. | | | | | | | | | | | |
| PRINTS RECD-B | | | | | | | | | | | |