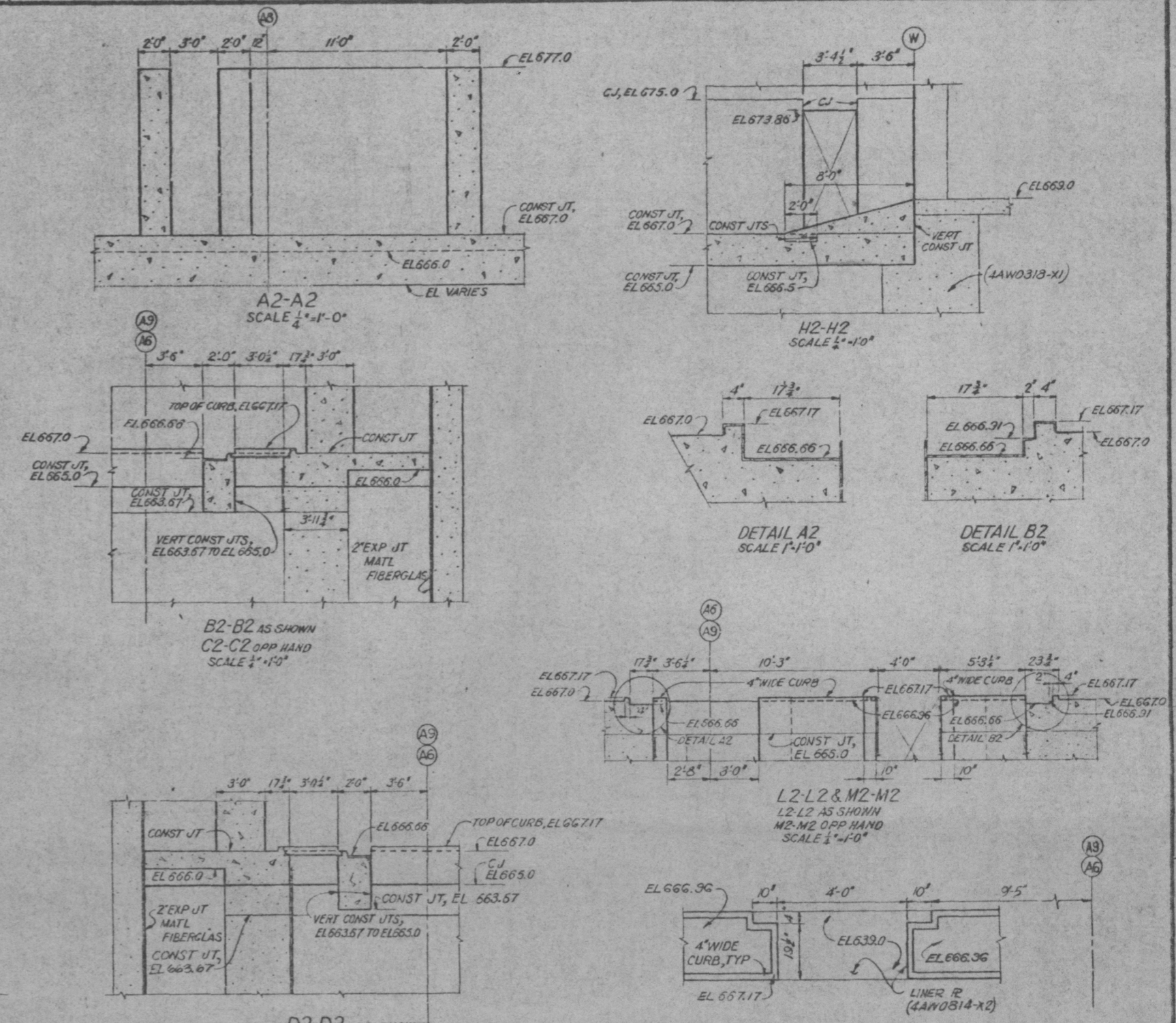


PART PLAN EL 706.0

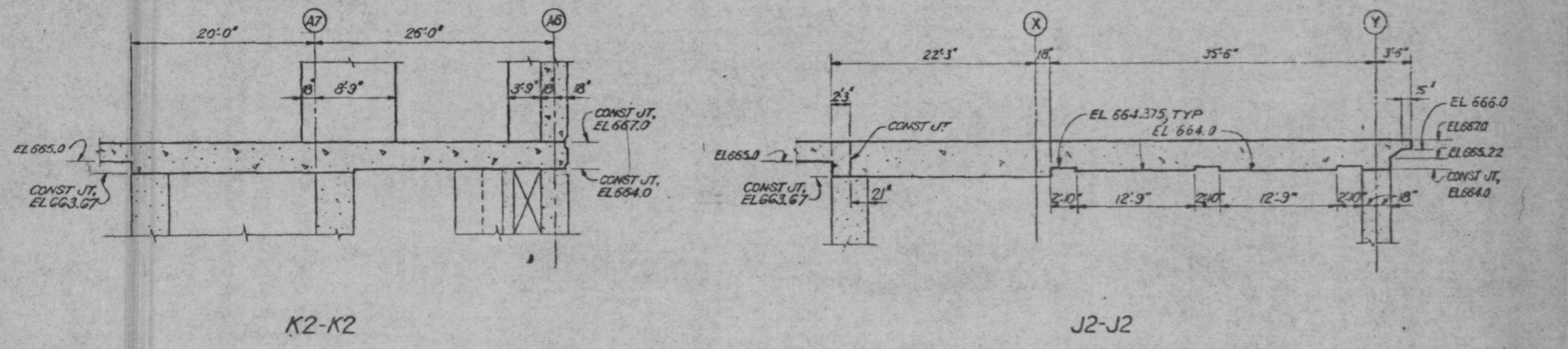
NOTE A2:  
FORMS MUST REMAIN IN PLACE UNDER CROSS HATCHED AREA UNTIL WALLS HAVE BEEN POURED TO EL 715.0.

NOTE B2:  
FORMS MUST REMAIN IN PLACE UNDER CROSS HATCHED AREA UNTIL WALLS HAVE BEEN POURED TO EL 715.0. CONCRETE SHALL BE CLASS 550.75 BFM FOR THIS CROSS HATCHED AREA.



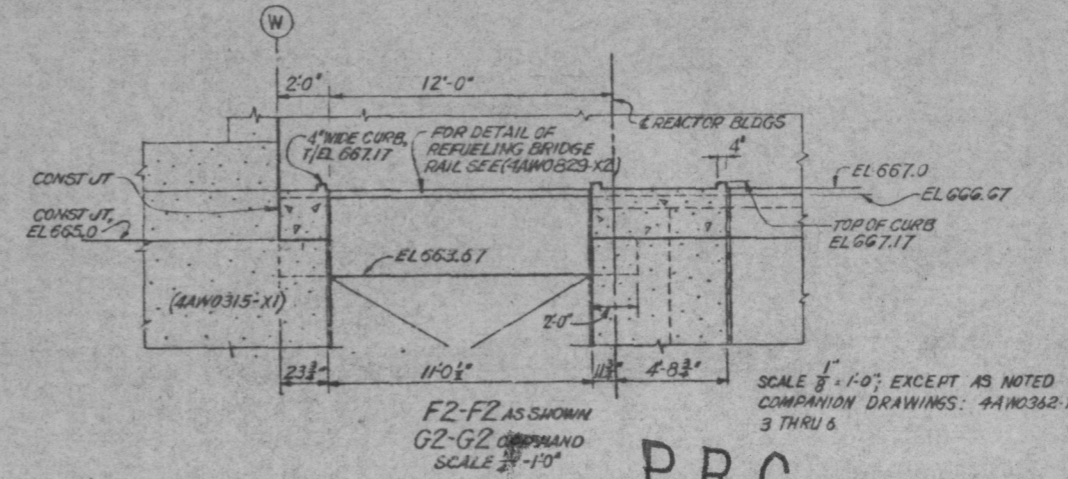
D2-D2 AS SHOWN  
E2-E2 OPP HAND  
SCALE 1/2"=1'-0"

DETAIL C2&D2  
C2 AS SHOWN & NOTED  
D2 OPP HAND  
SCALE 1/2"=1'-0"



K2-K2

J2-J2



F2-F2 AS SHOWN  
G2-G2 OPP HAND  
SCALE 1/2"=1'-0"

NOTES:  
1. FOR LIST OF NOTES AND REFERENCE DRAWINGS SEE 4AW0362-XI-1

5	SI	2-20-78	REV	4AW0362-XI-1	CONC	CONC
4	SI	2-20-78	REV	4AW0362-XI-1	CONC	CONC
3	SI	2-13-77	REV	4AW0362-XI-1	CONC	CONC
2	SI	8-17-77	REV	4AW0362-XI-1	CONC	CONC
1	SI	5-26-77	REV	4AW0362-XI-1	CONC	CONC

MINOR REV

REV	NO.	DATE	ISSUED BY	CHKD BY	APPN
1	1	5-26-77	WFB	WFB	WFB

4AW0315-XI

PRC  
APERTURE  
CARD

Docket # 50-438/439  
Control # 8209010340  
Date 8/25/82 of Document  
REGULATORY DOCKET FILE

AUXILIARY BUILDING - STAGE II  
UNITS 1&2  
CONCRETE  
SLABS WALLS AND ROOF ABOVE EL 664.0  
OUTLINE

Bellefonte Nuclear Plant TENNESSEE VALLEY AUTHORITY DIVISION OF ENGINEERING DESIGN		
SUBMITTED	RECOMMENDED	APPROVED
Earl G. Cole	C. J. ...	R. M. ...
KNOXVILLE 3-22-77 9a c 4AW0362-XI-2R6		

8209010342