

Mark B. Bezilla
Vice President

440-280-5382
Fax: 440-280-8029

February 15, 2011
L-11-052

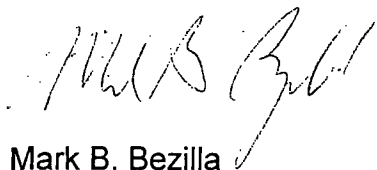
Ohio Environmental Protection Agency
Division of Water Pollution Control
Enforcement Section, ES/DMR
P.O. Box 1049
Columbus, Ohio 43216-1049

SUBJECT:
Perry Nuclear Power Plant, January NPDES Discharge Monitoring Report

Enclosed are the Perry Nuclear Power Plant, NPDES monthly report forms for the month of January 2011. No violations occurred during this period.

If you have questions or require additional information, please contact Mr. Randall Killing at (440) 280-7370.

Sincerely,



Mark B. Bezilla

Enclosures:

A Station Code 004 Report
B Station Code 094 Report
C Station Code 601 Report
D Station Code 602 Report
E Station Code 800 Report

cc: NRC Region III
NRC Resident Inspector
NRR Project Manager
NRC Document Control Desk (Docket No. 50-440)

IE25
NRR

Ohio EPA - Daily Discharge Monitoring Report - Form 4500

SUBMISSION ID:

FACILITY:

LOCATION:

COUNTY:

DISTRICT:

FirstEnergy Nuclear Gen Corp - Perry Plant
10 Center Rd
North Perry, OH 44081
Lake
NEDO

STATUS:

PERMIT NUMBER:

STATION CODE:

MONITORING PERIOD :

REPORTING LAB:

ANALYST:

NO DISCHARGE INDICATOR:

Draft

3IB00016*ID

004

2011-01-01 To: 2011-01-31

CCB125

Randall Killing


PARAMETER	Water Temperature	Flow Rate	pH	Zinc, Total Recoverable	Copper, Total Recoverable	Oxidants, Total Residual	Chlorine, Total Residual
PARAMETER CODE	00011	50050	00400	01094	01119	34044	50060
UNITS	F	MGD	S.U.	ug/l	ug/l	mg/l	mg/l
FREQUENCY	1/Day	1/Day	2/Week	1/Month	1/Month	When Disch.	When Disch.
SAMPLING TYPE	Continuous	Continuous	Grab	Grab	Grab	Grab	Grab
2011-01-01	52	43.6		9.83	4.59	AH	AA 0.05
2011-01-02	50	43.1				AH	AA 0.05
2011-01-03	47	41.3				AH	AA 0.05
2011-01-04	47	43.1	8.17			AH	AA 0.05
2011-01-05	45	40.5				AH	AA 0.05
2011-01-06	45	42.0				AH	AA 0.05
2011-01-07	47	46.7	8.14			AH	AA 0.05
2011-01-08	44	44.8				AH	AA 0.05
2011-01-09	45	43.6				AH	AA 0.05
2011-01-10	44	54.9				AH	AA 0.05
2011-01-11	43	52.0	8.16			AH	AA 0.05
2011-01-12	43	51.6				AH	AA 0.05
2011-01-13	44	51.7				AH	AA 0.05
2011-01-14	43	51.9	8.24			AH	AA 0.05
2011-01-15	44	50.3				AH	AA 0.05
2011-01-16	44	54.8				AH	AA 0.05
2011-01-17	43	52.8				AH	AA 0.05
2011-01-18	45	46.8	8.12			AH	AA 0.05
2011-01-19	45	48.6				AH	AA 0.05
2011-01-20	44	49.1				AH	AA 0.05
2011-01-21	44	46.3	8.14			AH	AA 0.05
2011-01-22	42	43.4				AH	AA 0.05
2011-01-23	45	44.1				AH	AA 0.05
2011-01-24	44	45.2				AH	AA 0.05
2011-01-25	48	37.6	8.19			AH	AA 0.05
2011-01-26	46	39.7				AH	AA 0.05
2011-01-27	47	48.2				AH	0.05
2011-01-28	46	39.6	8.25			AH	AA 0.05
2011-01-29	47	39.2				AH	AA 0.05
2011-01-30	46	40.9				AH	AA 0.05
2011-01-31	45	46.5				AH	AA 0.05
Minimum	42.0	37.6	8.12	9.83	4.59		0.0
Maximum	52.0	54.9	8.25	9.83	4.59		0.05
Average	45.29032	45.93226		9.83	4.59		0.00161
Count	31	31	8	1	1		31

Name of Responsible Official or Authorized Representative

Mark Bezing
VP Nuclear

I certify under the penalty of law that I have personally examined and am familiar with the information submitted herein and based on my inquiry of those individuals immediately responsible for obtaining the information, I believe the submitted information is true, accurate and complete. I am aware that there are significant penalties for submitting false information, including the possibility of fine and imprisonment.

Signature of Responsible Official or Authorized Representative



Submission Date/Time

11:10
2/15/11

Ohio EPA - Daily Discharge Monitoring Report - Form 4500

SUBMISSION ID:

FACILITY:

LOCATION:

COUNTY:

DISTRICT:

FirstEnergy Nuclear Gen Corp - Perry Plant
10 Center Rd
North Perry, OH 44081
Lake
NEDO

STATUS:

PERMIT NUMBER:

STATION CODE:

MONITORING PERIOD :

REPORTING LAB:

ANALYST:

NO DISCHARGE INDICATOR:

Draft

3IB00016*ID

004

2011-01-01 To: 2011-01-31

CCB125

Randall Killing

PARAMETER	Chlorination/Bromination Duration						
PARAMETER CODE	78739						
UNITS	Minutes						
FREQUENCY	When Disch.						
SAMPLING TYPE	Total						
2011-01-01	100						
2011-01-02	100						
2011-01-03	100						
2011-01-04	100						
2011-01-05	100						
2011-01-06	100						
2011-01-07	100						
2011-01-08	100						
2011-01-09	100						
2011-01-10	100						
2011-01-11	100						
2011-01-12	100						
2011-01-13	100						
2011-01-14	100						
2011-01-15	100						
2011-01-16	100						
2011-01-17	100						
2011-01-18	100						
2011-01-19	100						
2011-01-20	102						
2011-01-21	106						
2011-01-22	100						
2011-01-23	100						
2011-01-24	100						
2011-01-25	100						
2011-01-26	100						
2011-01-27	100						
2011-01-28	100						
2011-01-29	100						
2011-01-30	102						
2011-01-31	100						
Minimum	100.0						
Maximum	106.0						
Average	100.32258						
Count	31						

Name of Responsible Official
or Authorized RepresentativeMark Bezilga
VP Nuclear

I certify under the penalty of law that I have personally examined and am familiar with the information submitted herein and based on my inquiry of those individuals immediately responsible for obtaining the information, I believe the submitted information is true, accurate and complete. I am aware that there are significant penalties for submitting false information, including the possibility of fine and imprisonment.

Signature of Responsible Official or Authorized
Representative

B/h-

Submission
Date/Time11:10
2/15/11

Ohio EPA - Daily Discharge Monitoring Report - Form 4500

SUBMISSION ID:

FACILITY:

LOCATION:

COUNTY:

DISTRICT:

FirstEnergy Nuclear Gen Corp - Perry Plant
10 Center Rd
North Perry, OH 44081
Lake
NEDO

STATUS:

PERMIT NUMBER:

STATION CODE:

MONITORING PERIOD :

REPORTING LAB:

ANALYST:

NO DISCHARGE INDICATOR: AL

Draft

3IB00016*ID

094

2011-01-01 To: 2011-01-31


PARAMETER	Water Temperature	Flow Rate	pH	Zinc, Total Recoverable	Copper, Total Recoverable	Oxidants, Total Residual	Chlorine, Total Residual
PARAMETER CODE	00011	50050	00400	01094	01119	34044	50060
UNITS	F	MGD	S.U.	ug/l	ug/l	mg/l	mg/l
FREQUENCY	1/Day	1/Day	2/Week	1/Month	1/Month	When Disch.	When Disch.
SAMPLING TYPE	Continuous	Continuous	Grab	Grab	Grab	Grab	Grab
2011-01-01							
2011-01-02							
2011-01-03							
2011-01-04							
2011-01-05							
2011-01-06							
2011-01-07							
2011-01-08							
2011-01-09							
2011-01-10							
2011-01-11							
2011-01-12							
2011-01-13							
2011-01-14							
2011-01-15							
2011-01-16							
2011-01-17							
2011-01-18							
2011-01-19							
2011-01-20							
2011-01-21							
2011-01-22							
2011-01-23							
2011-01-24							
2011-01-25							
2011-01-26							
2011-01-27							
2011-01-28							
2011-01-29							
2011-01-30							
2011-01-31							
Minimum							
Maximum							
Average							
Count							

Name of Responsible Official or Authorized Representative

Mark Bezilla
VP Nuclear

I certify under the penalty of law that I have personally examined and am familiar with the information submitted herein and based on my inquiry of those individuals immediately responsible for obtaining the information, I believe the submitted information is true, accurate and complete. I am aware that there are significant penalties for submitting false information, including the possibility of fine and imprisonment.

Signature of Responsible Official or Authorized Representative



Submission Date/Time

1/15/11
2/15/11

Ohio EPA - Daily Discharge Monitoring Report - Form 4500

SUBMISSION ID:

FACILITY:

LOCATION:

COUNTY:

DISTRICT:

FirstEnergy Nuclear Gen Corp - Perry Plant
10 Center Rd
North Perry, OH 44081
Lake
NEDO

STATUS:

PERMIT NUMBER:

STATION CODE:

MONITORING PERIOD :

REPORTING LAB:

ANALYST:

NO DISCHARGE INDICATOR: AL

Draft

3IB00016*ID

094

2011-01-01 To: 2011-01-31

PARAMETER	Chlorination/Bromination Duration						
PARAMETER CODE	78739						
UNITS	Minutes						
FREQUENCY	When Disch.						
SAMPLING TYPE	Total						
2011-01-01							
2011-01-02							
2011-01-03							
2011-01-04							
2011-01-05							
2011-01-06							
2011-01-07							
2011-01-08							
2011-01-09							
2011-01-10							
2011-01-11							
2011-01-12							
2011-01-13							
2011-01-14							
2011-01-15							
2011-01-16							
2011-01-17							
2011-01-18							
2011-01-19							
2011-01-20							
2011-01-21							
2011-01-22							
2011-01-23							
2011-01-24							
2011-01-25							
2011-01-26							
2011-01-27							
2011-01-28							
2011-01-29							
2011-01-30							
2011-01-31							
Minimum							
Maximum							
Average							
Count							

Name of Responsible Official
or Authorized Representative

Mark Beall
VP Nuclear

I certify under the penalty of law that I have personally examined and am familiar with the information submitted herein and based on my inquiry of those individuals immediately responsible for obtaining the information, I believe the submitted information is true, accurate and complete. I am aware that there are significant penalties for submitting false information, including the possibility of fine and imprisonment.

Signature of Responsible Official or Authorized
Representative

[Signature]

Submission
Date/Time

11:10
2/15/11

Ohio EPA - Daily Discharge Monitoring Report - Form 4500

SUBMISSION ID:

FACILITY:

LOCATION:

COUNTY:

DISTRICT:

FirstEnergy Nuclear Gen Corp - Perry Plant

10 Center Rd

North Perry, OH 44081

Lake

NEDO

STATUS:

PERMIT NUMBER:

STATION CODE:

MONITORING PERIOD :

REPORTING LAB:

ANALYST:

NO DISCHARGE INDICATOR: AL

Draft

3IB00016*ID


601

2011-01-01 To: 2011-01-31

PARAMETER	Flow Rate	pH	Total Suspended Solids	Oil and Grease, Total			
PARAMETER CODE	50050	00400	00530	00550			
UNITS	MGD	S.U.	mg/l	mg/l			
FREQUENCY	Continuous	1 / 2 Weeks	1 / 2 Weeks	1 / 2 Weeks			
SAMPLING TYPE	24hr Total	Grab	Grab	Grab			
2011-01-01							
2011-01-02							
2011-01-03							
2011-01-04							
2011-01-05							
2011-01-06							
2011-01-07							
2011-01-08							
2011-01-09							
2011-01-10							
2011-01-11							
2011-01-12							
2011-01-13							
2011-01-14							
2011-01-15							
2011-01-16							
2011-01-17							
2011-01-18							
2011-01-19							
2011-01-20							
2011-01-21							
2011-01-22							
2011-01-23							
2011-01-24							
2011-01-25							
2011-01-26							
2011-01-27							
2011-01-28							
2011-01-29							
2011-01-30							
2011-01-31							
Minimum							
Maximum							
Average							
Count							

Name of Responsible Official
or Authorized RepresentativeMark Bezilla
VP Nuclear

I certify under the penalty of law that I have personally examined and am familiar with the information submitted herein and based on my inquiry of those individuals immediately responsible for obtaining the information, I believe the submitted information is true, accurate and complete. I am aware that there are significant penalties for submitting false information, including the possibility of fine and imprisonment.

Signature of Responsible Official or Authorized
Representative

Submission
Date/Time11:10
2/15/11

Ohio EPA - Daily Discharge Monitoring Report - Form 4500

SUBMISSION ID:

FACILITY:

LOCATION:

COUNTY:

DISTRICT:

FirstEnergy Nuclear Gen Corp - Perry Plant
10 Center Rd
North Perry, OH 44081
Lake
NEDO

STATUS:

PERMIT NUMBER:

STATION CODE:

MONITORING PERIOD :

REPORTING LAB:

ANALYST:

NO DISCHARGE INDICATOR: AL

Draft

3IB00016*ID

602

2011-01-01 To: 2011-01-31


PARAMETER	Flow Rate	pH	Total Suspended Solids	Oil and Grease, Total	Iron, Total Recoverable	Copper, Total Recoverable	
PARAMETER CODE	50050	00400	00530	00550	00980	01119	
UNITS	MGD	S.U.	mg/l	mg/l	ug/l	ug/l	
FREQUENCY	Continuous	1 / 2 Weeks	1 / 2 Weeks	1 / 2 Weeks	1 / 2 Weeks	1 / 2 Weeks	
SAMPLING TYPE	24hr Total	Grab	24hr Composite	Grab	24hr Composite	24hr Composite	
2011-01-01							
2011-01-02							
2011-01-03							
2011-01-04							
2011-01-05							
2011-01-06							
2011-01-07							
2011-01-08							
2011-01-09							
2011-01-10							
2011-01-11							
2011-01-12							
2011-01-13							
2011-01-14							
2011-01-15							
2011-01-16							
2011-01-17							
2011-01-18							
2011-01-19							
2011-01-20							
2011-01-21							
2011-01-22							
2011-01-23							
2011-01-24							
2011-01-25							
2011-01-26							
2011-01-27							
2011-01-28							
2011-01-29							
2011-01-30							
2011-01-31							
Minimum							
Maximum							
Average							
Count							

Name of Responsible Official or Authorized Representative

Mark Bezilla
VP Nuclear

I certify under the penalty of law that I have personally examined and am familiar with the information submitted herein and based on my inquiry of those individuals immediately responsible for obtaining the information, I believe the submitted information is true, accurate and complete. I am aware that there are significant penalties for submitting false information, including the possibility of fine and imprisonment.

Signature of Responsible Official or Authorized Representative



Submission Date/Time

11:10
2/15/11

Ohio EPA - Daily Discharge Monitoring Report - Form 4500

SUBMISSION ID:

FACILITY:

LOCATION:

COUNTY:

DISTRICT:

FirstEnergy Nuclear Gen Corp - Perry Plant
10 Center Rd
North Perry, OH 44081
Lake
NEDO

STATUS:

PERMIT NUMBER:

STATION CODE:

MONITORING PERIOD :

REPORTING LAB:

ANALYST:

NO DISCHARGE INDICATOR:

Draft

3IB00016*ID

800

2011-01-01 To: 2011-01-31

CCB125

Randall Killing

PARAMETER	Water Temperature	Zinc, Total Recoverable	Copper, Total Recoverable				
PARAMETER CODE	00011	01094	01119				
UNITS	F	ug/l	ug/l				
FREQUENCY	1/Dav	1/Month	1/Month				
SAMPLING TYPE	Continuous	Grab	Grab				
2011-01-01	35	4.89	AA 2.5				
2011-01-02	36						
2011-01-03	36						
2011-01-04	35						
2011-01-05	33						
2011-01-06	34						
2011-01-07	33						
2011-01-08	33						
2011-01-09	33						
2011-01-10	32						
2011-01-11	33						
2011-01-12	32						
2011-01-13	32						
2011-01-14	32						
2011-01-15	32						
2011-01-16	32						
2011-01-17	32						
2011-01-18	32						
2011-01-19	32						
2011-01-20	33						
2011-01-21	32						
2011-01-22	33						
2011-01-23	33						
2011-01-24	33						
2011-01-25	34						
2011-01-26	34						
2011-01-27	34						
2011-01-28	33						
2011-01-29	34						
2011-01-30	34						
2011-01-31	34						
Minimum	32.0	4.89	0.0				
Maximum	36.0	4.89	0.0				
Average	33.22581	4.89	0				
Count	31	1	1				

Name of Responsible Official or Authorized Representative

I certify under the penalty of law that I have personally examined and am familiar with the information submitted herein and based on my inquiry of those individuals immediately responsible for obtaining the information, I believe the submitted information is true, accurate and complete. I am aware that there are significant penalties for submitting false information, including the possibility of fine and imprisonment.

Signature of Responsible Official or Authorized Representative

Submission Date/Time

Mark Bezill
VP Nuclear

[Signature]

11:10
2/15/11

Ohio EPA - Daily Discharge Monitoring Report - Form 4500

FACILITY: FirstEnergy Nuclear Gen Corp - Perry Plant **PERMIT NUMBER:** 3IB00016*ID
LOCATION: 10 Center Rd **MONITORING PERIOD :** 2011-01-01 To: 2011-01-31
 North Perry, OH 44081

PARAMETER COMMENTS:

Station Code	Parameter Name	Parameter Code	Date	Unit	Comment
004	Oxidants, Total Residual	34044	2011-01-01	mg/l	No bromination event this date
004	Oxidants, Total Residual	34044	2011-01-02	mg/l	No bromination event this date
004	Oxidants, Total Residual	34044	2011-01-03	mg/l	No bromination event this date
004	Oxidants, Total Residual	34044	2011-01-04	mg/l	No bromination event this date
004	Oxidants, Total Residual	34044	2011-01-05	mg/l	No bromination event this date
004	Oxidants, Total Residual	34044	2011-01-06	mg/l	No bromination event this date
004	Oxidants, Total Residual	34044	2011-01-07	mg/l	No bromination event this date
004	Oxidants, Total Residual	34044	2011-01-08	mg/l	No bromination event this date
004	Oxidants, Total Residual	34044	2011-01-09	mg/l	No bromination event this date
004	Oxidants, Total Residual	34044	2011-01-10	mg/l	No bromination event this date
004	Oxidants, Total Residual	34044	2011-01-11	mg/l	No bromination event this date
004	Oxidants, Total Residual	34044	2011-01-12	mg/l	No bromination event this date
004	Oxidants, Total Residual	34044	2011-01-13	mg/l	No bromination event this date
004	Oxidants, Total Residual	34044	2011-01-14	mg/l	No bromination event this date
004	Oxidants, Total Residual	34044	2011-01-15	mg/l	No bromination event this date
004	Oxidants, Total Residual	34044	2011-01-16	mg/l	No bromination event this date
004	Oxidants, Total Residual	34044	2011-01-17	mg/l	No bromination event this date
004	Oxidants, Total Residual	34044	2011-01-18	mg/l	No bromination event this date
004	Oxidants, Total Residual	34044	2011-01-19	mg/l	No bromination event this date
004	Oxidants, Total Residual	34044	2011-01-20	mg/l	No bromination event this date
004	Oxidants, Total Residual	34044	2011-01-21	mg/l	No bromination event this date
004	Oxidants, Total Residual	34044	2011-01-22	mg/l	No bromination event this date
004	Oxidants, Total Residual	34044	2011-01-23	mg/l	No bromination event this date
004	Oxidants, Total Residual	34044	2011-01-24	mg/l	No bromination event this date
004	Oxidants, Total Residual	34044	2011-01-25	mg/l	No bromination event this date
004	Oxidants, Total Residual	34044	2011-01-26	mg/l	No bromination event this date
004	Oxidants, Total Residual	34044	2011-01-27	mg/l	No bromination event this date
004	Oxidants, Total Residual	34044	2011-01-28	mg/l	No bromination event this date
004	Oxidants, Total Residual	34044	2011-01-29	mg/l	No bromination event this date
004	Oxidants, Total Residual	34044	2011-01-30	mg/l	No bromination event this date
004	Oxidants, Total Residual	34044	2011-01-31	mg/l	No bromination event this date