

Attachment B

Greenhouses 1 and 3

Post-Decontamination
Wipe Results
and
Direct Measurement Results

All units of measure are dpm/100 cm²
Unless otherwise indicated.

Abbreviations Used In Data Reports

R_b = Background counting rate (cpm)

Greenhouse Numbering System

G1, G3, etc. = Greenhouse number. Greenhouses are numbered 1, 2, 3 and 4.

The Roman numeral indicates the section within the greenhouse. Each greenhouse has 3 sections numbered I, II and III.

The Arabic numeral is the table number within that section.

Examples: G1 II 7 means Greenhouse 1, section II, table 7;

G3 I 10 means Greenhouse 3, section I, table 10.



Number in circle = wipe sample location (see associated data table for results)



Number in rectangle = direct measurement result in dpm/100 cm²

F = floor

W = wall

L = overhead light fixture

C = ceiling components (e.g., pipes, metal supports)

HH = Head House

SR = Spray Room in the Head House

FR = Flammables Room in the Head House

CT = counter top

T = table

G2L = Greenhouse 2 Lab

GAR = Garage

LTS 3 = Lean-To storage area, shelf #3 (top)

LTF = Lean-To floor

WR = Weigh Room in the Head House

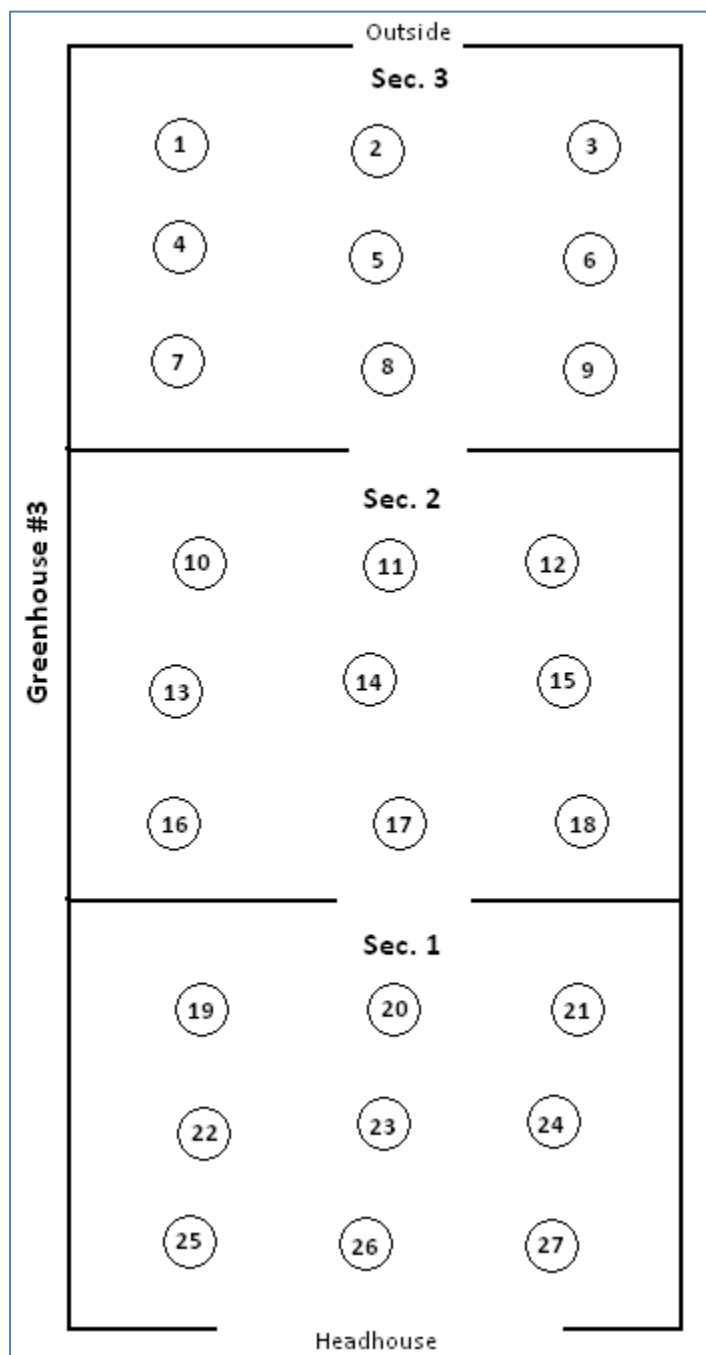
COR = Corral

Within the Corral: BB = barrel bottoms, BT = barrel tops, WB = whole barrels

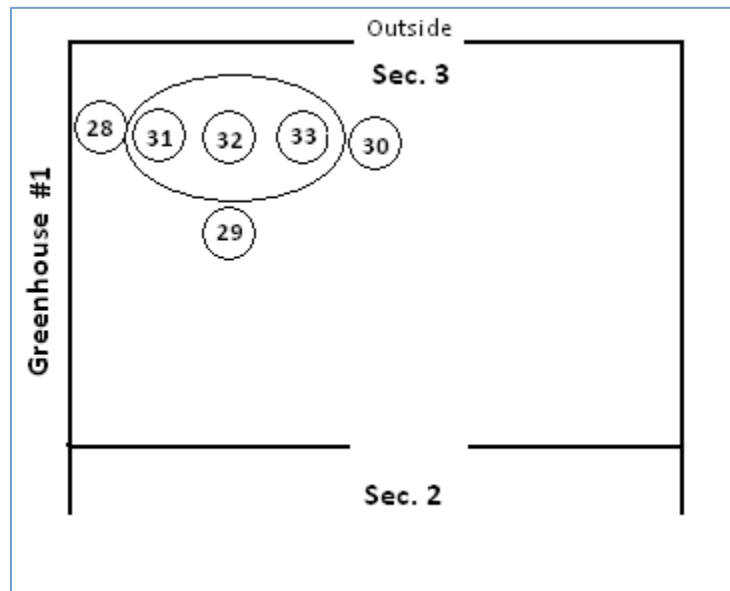
Other components are named or described.

Post decontamination wipe survey results Greenhouse #3 all sections, and Greenhouse #1 small area of section 3.

Wipe #	Location	C-14 (dpm/100 cm ²)	Wipe #	Location	C-14 (dpm/100 cm ²)
1	GH3 Section 3	11.1	18	GH3 Section 2	20.4
2	GH3 Section 3	3.0	19	GH3 Section 1	10.6
3	GH3 Section 3	11.6	20	GH3 Section 1	12.4
4	GH3 Section 3	15.7	21	GH3 Section 1	7.1
5	GH3 Section 3	13.6	22	GH3 Section 1	10.4
6	GH3 Section 3	13.9	23	GH3 Section 1	21.2
7	GH3 Section 3	17.1	24	GH3 Section 1	18.5
8	GH3 Section 3	0.0	25	GH3 Section 1	13.9
9	GH3 Section 3	31.3	26	GH3 Section 1	17.8
10	GH3 Section 2	17.3	27	GH3 Section 1	4.7
11	GH3 Section 2	0.7	28	GH1 Section 3	12.0
12	GH3 Section 2	12.0	29	GH1 Section 3	17.2
13	GH3 Section 2	22.7	30	GH1 Section 3	21.4
14	GH3 Section 2	25.0	31	GH1 Section 3	16.6
15	GH3 Section 2	17.8	32	GH1 Section 3	14.4
16	GH3 Section 2	15.6	33	GH1 Section 3	11.7
17	GH3 Section 2	13.9	--	--	--



Post-decontamination wipe locations, Greenhouse #3.



Post-decontamination wipe locations, small portion of section 3, Greenhouse #1.

Date: 2/15/2008**Meter:** Ludlum 2224-1 s/n 129459 w/43-68 s/n 129459**C-14 efficiency (%):**

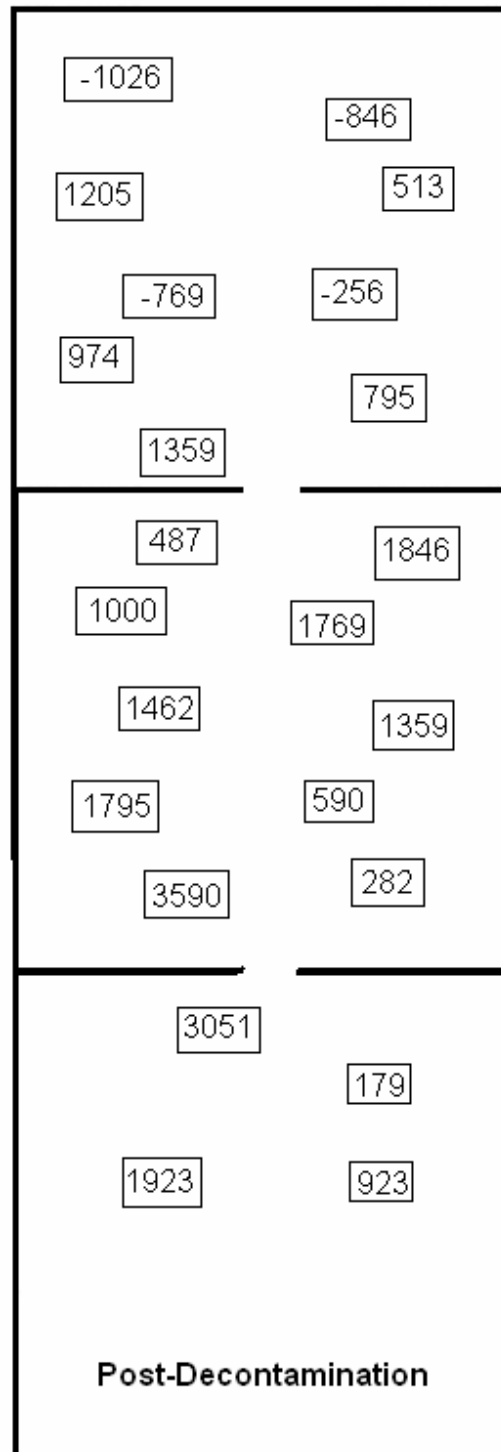
3.9

Background (5 min. count): 1312**Beta cpm:**

262

Greenhouse #3

Section	Location	Survey Point	Beta cpm	Beta dpm
III	Floor	Floor	222	-1026
III	Floor	Floor	309	1205
III	Floor	Floor	232	-769
III	Floor	Floor	300	974
III	Floor	Floor	315	1359
III	Floor	Floor	293	795
III	Floor	Floor	252	-256
III	Floor	Floor	282	513
III	Floor	Floor	229	-846
III	Floor	Floor	262	0
II	Floor	Floor	281	487
II	Floor	Floor	301	1000
II	Floor	Floor	319	1462
II	Floor	Floor	332	1795
II	Floor	Floor	402	3590
II	Floor	Floor	273	282
II	Floor	Floor	285	590
II	Floor	Floor	315	1359
II	Floor	Floor	331	1769
II	Floor	Floor	334	1846
I	Floor	Floor	381	3051
I	Floor	Floor	337	1923
I	Floor	Floor	298	923
I	Floor	Floor	269	179

Post Decon Direct Measurements**Greenhouse #3**Results in dpm/100 cm².

Date: 10/29/2007

Meter: Ludlum 2224-1 s/n 129459 w/43-68 s/n 129459

C-14 efficiency (%): 3.9

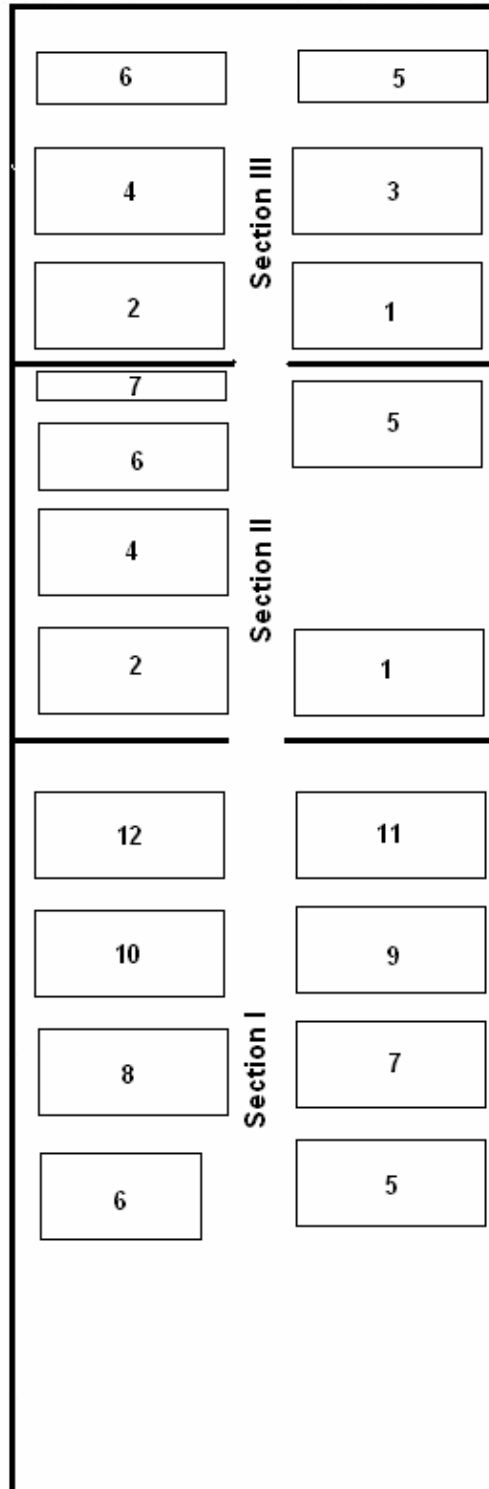
Background (5 min. count): 1340 **Beta cpm:** 268

Greenhouse #1

Section	Location	Survey Point	Beta cpm	Beta dpm
I	between table 6 & wall	floor	259	-231
I	between, table 6 & 8	floor	290	564
I	between table 8 & 10	floor	308	1026
I	between table 10 & 12	floor	288	513
I	between table 12 & wall	floor	262	-154
I	between table 11 & wall	floor	313	1154
I	between table 11 & 9	floor	257	-282
I	between table 9 & 7	floor	319	1308
I	between table 7 & 5	floor	302	872
I	between table 5 & wall	floor	274	154
II	between table 2 & wall	floor	292	615
II	between table 2 & 4	floor	269	26
II	between table 4 & 6	floor	278	256
II	between table 6 & 7	floor	274	154
II	between table 5 & wall	floor	311	1103
II	between table 5 & 1	floor	268	0
II	between table 1 & wall	floor	283	385
III	between table 2 & wall	floor	278	256
III	between table 2 & 4	floor	248	-513
III	table 4	table	178	-2308
III	between table 4 & 6	floor	322	1385
III	between table 6 & wall	floor	2039	45410
III	between table 5 & wall	floor	294	667
III	table 5	table	191	-1974
III	between table 5 & 3	floor	270	51
III	table 3	table	199	-1769
III	between table 3 & 1	floor	275	179
III	between table 1 & wall	floor	291	590

Post decon (scabble & spray wipe)

III	between table 6 & wall	floor	305	949
-----	------------------------	-------	-----	-----

Greenhouse #1*Greenhouse 1 sand table locations.*