Final check for high velocity flow effects:
High velocity flow effects are present when the slope is non-zero and positive.
V1 Transect: Drillhole 7

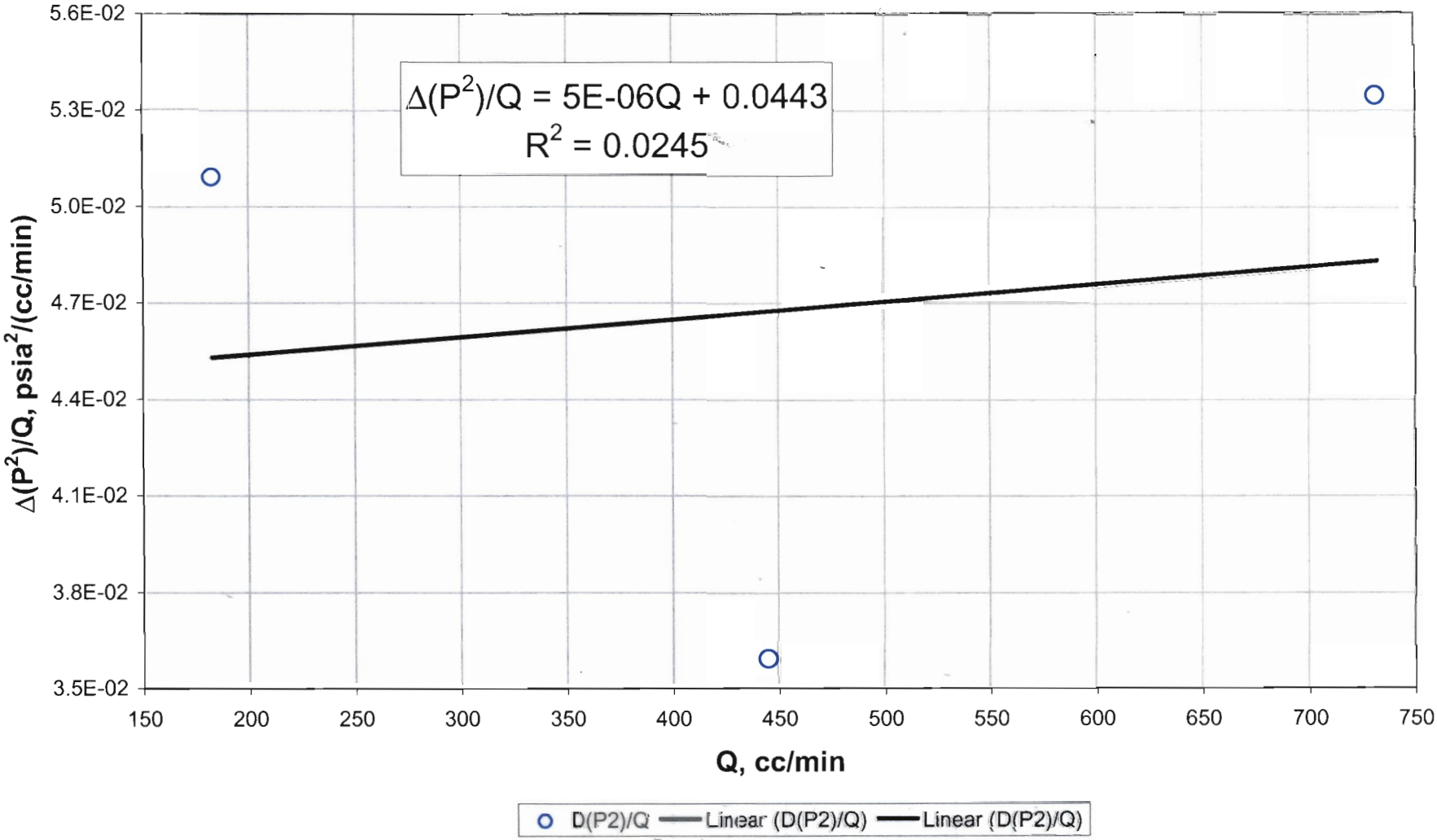

Relationship between steady-state differential pressures squared and flowrate:
If relationship is linear, with the ordinate intercept nearly zero,
there is no high velocity flow effect.
V1 Transect: Drillhole 8

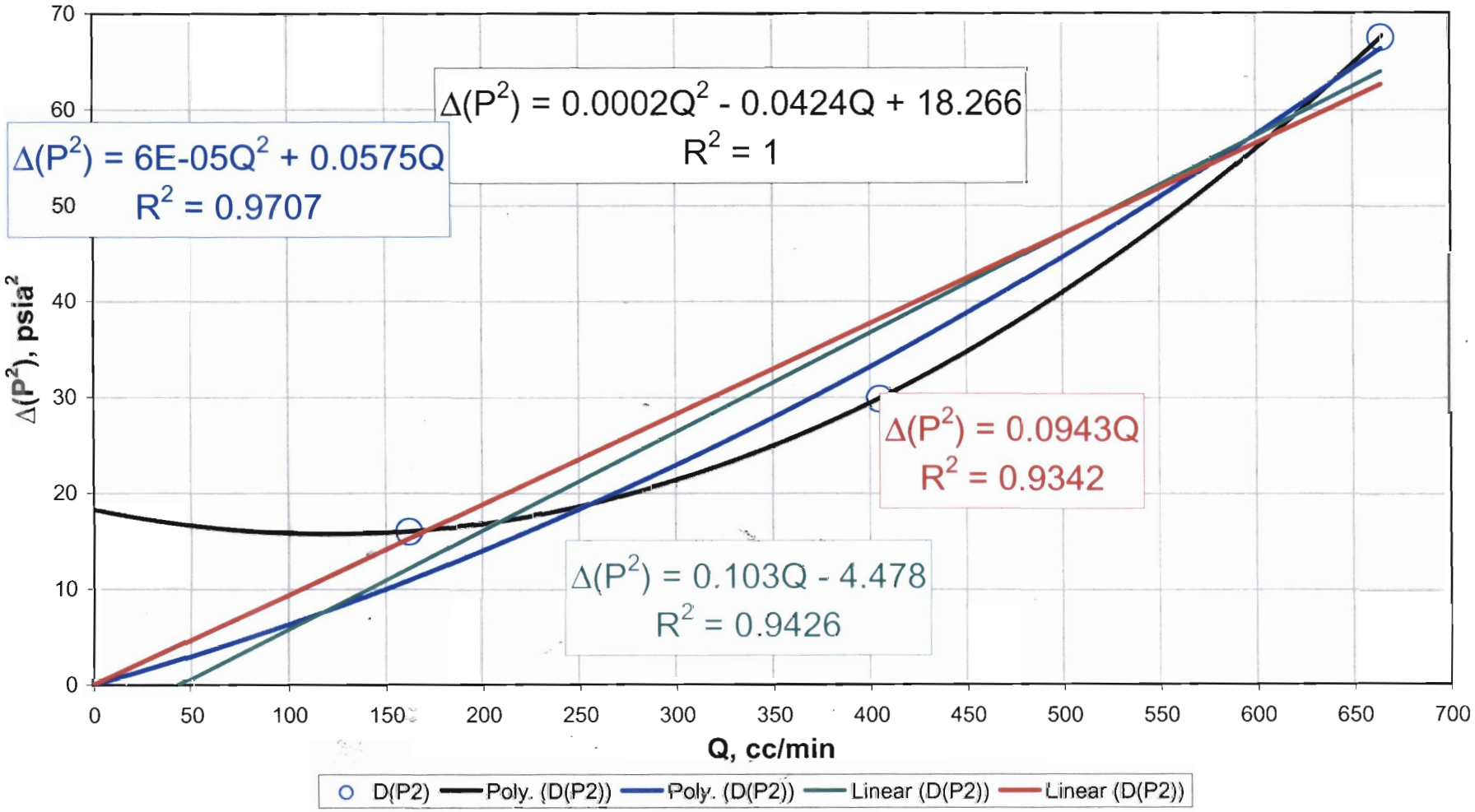

RNM, 01 Dec 03

Log-Log plot of differential pressures squared vs. flowrate--used to identify the presence of high-velocity flow effects (when the slope is greater than unity)
V1 Transect: Drillhole 8

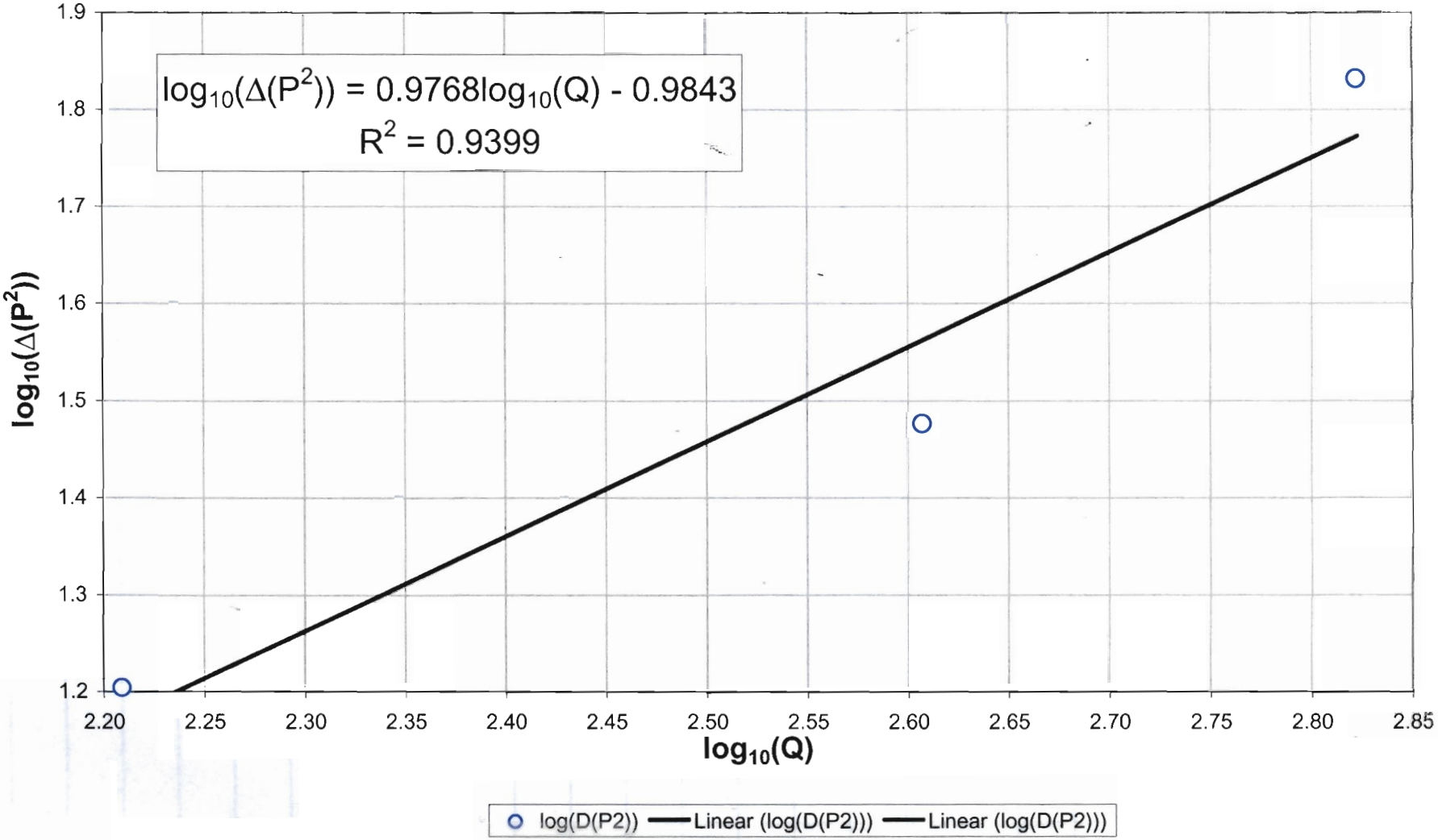

Final check for high velocity flow effects:
High velocity flow effects are present when the slope is non-zero and positive.
V1 Transect: Drillhole 8

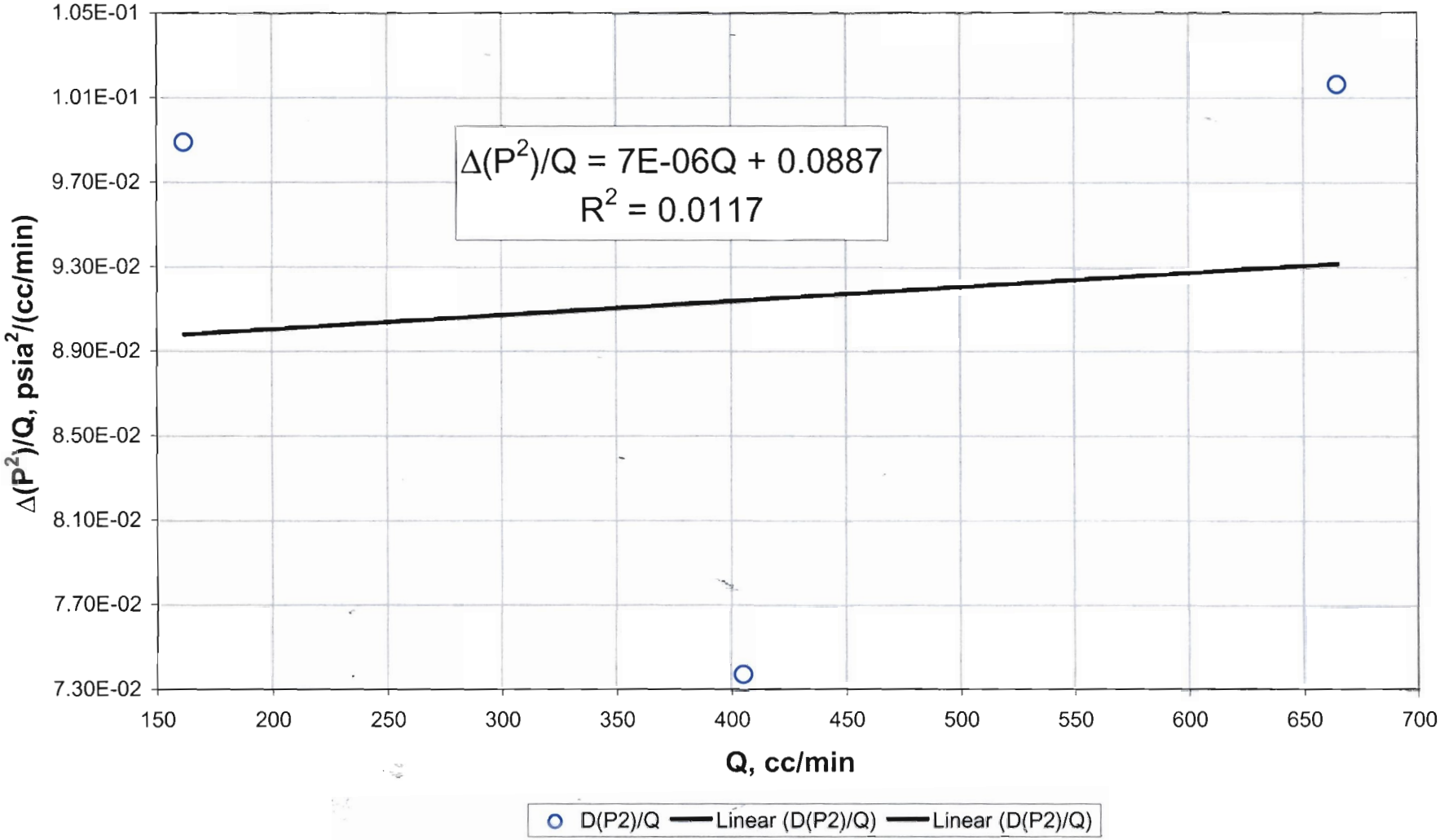

Copied to Rpm. 01/25/05

Relationship between steady-state differential pressures squared and flowrate:
If relationship is linear, with the ordinate intercept nearly zero,
there is no high velocity flow effect.
V1 Transect: Drillhole 9

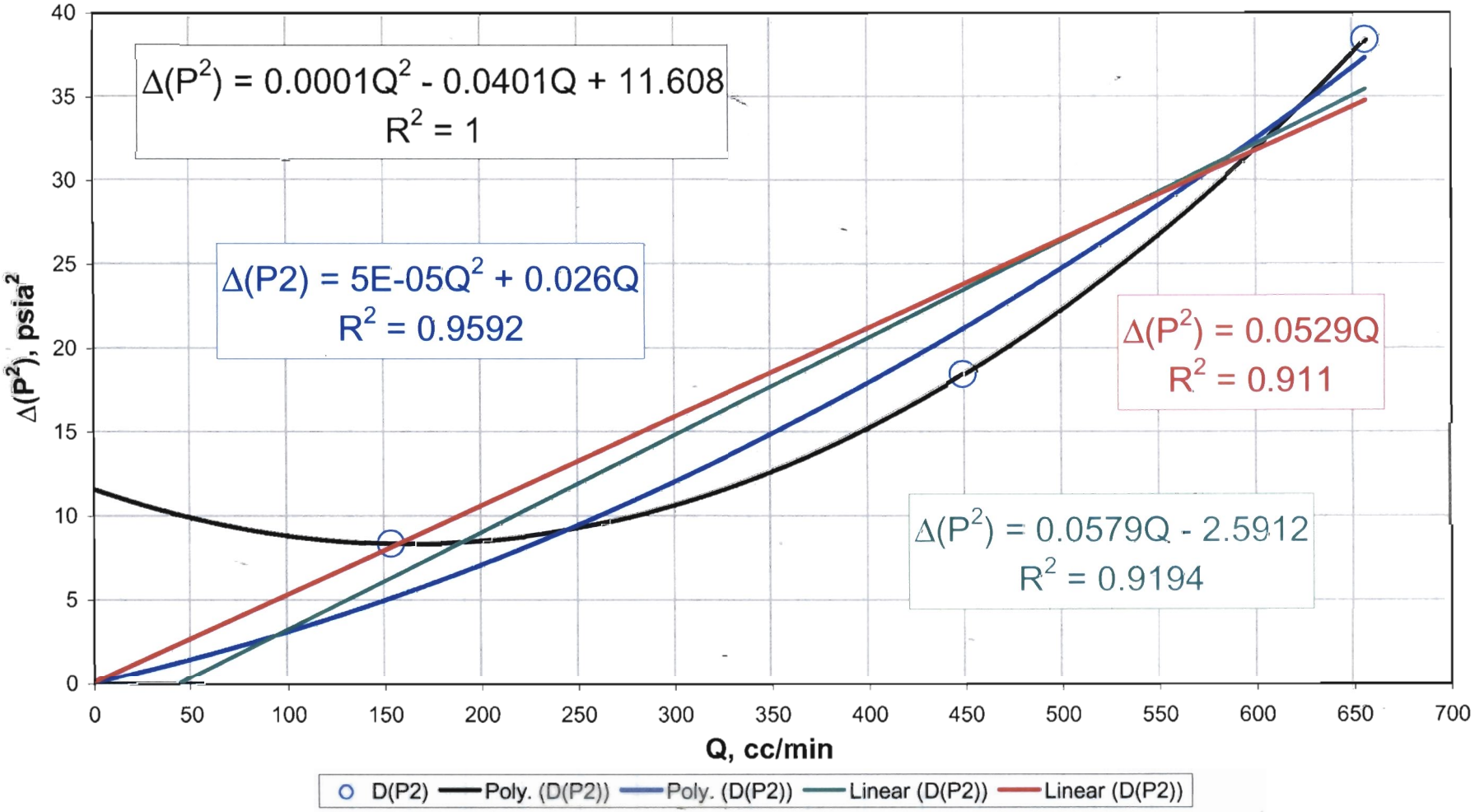

RWM, 01/23/03

Log-Log plot of differential pressures squared vs. flowrate--used to identify the presence of high-velocity flow effects (when the slope is greater than unity)
V1 Transect: Drillhole 9

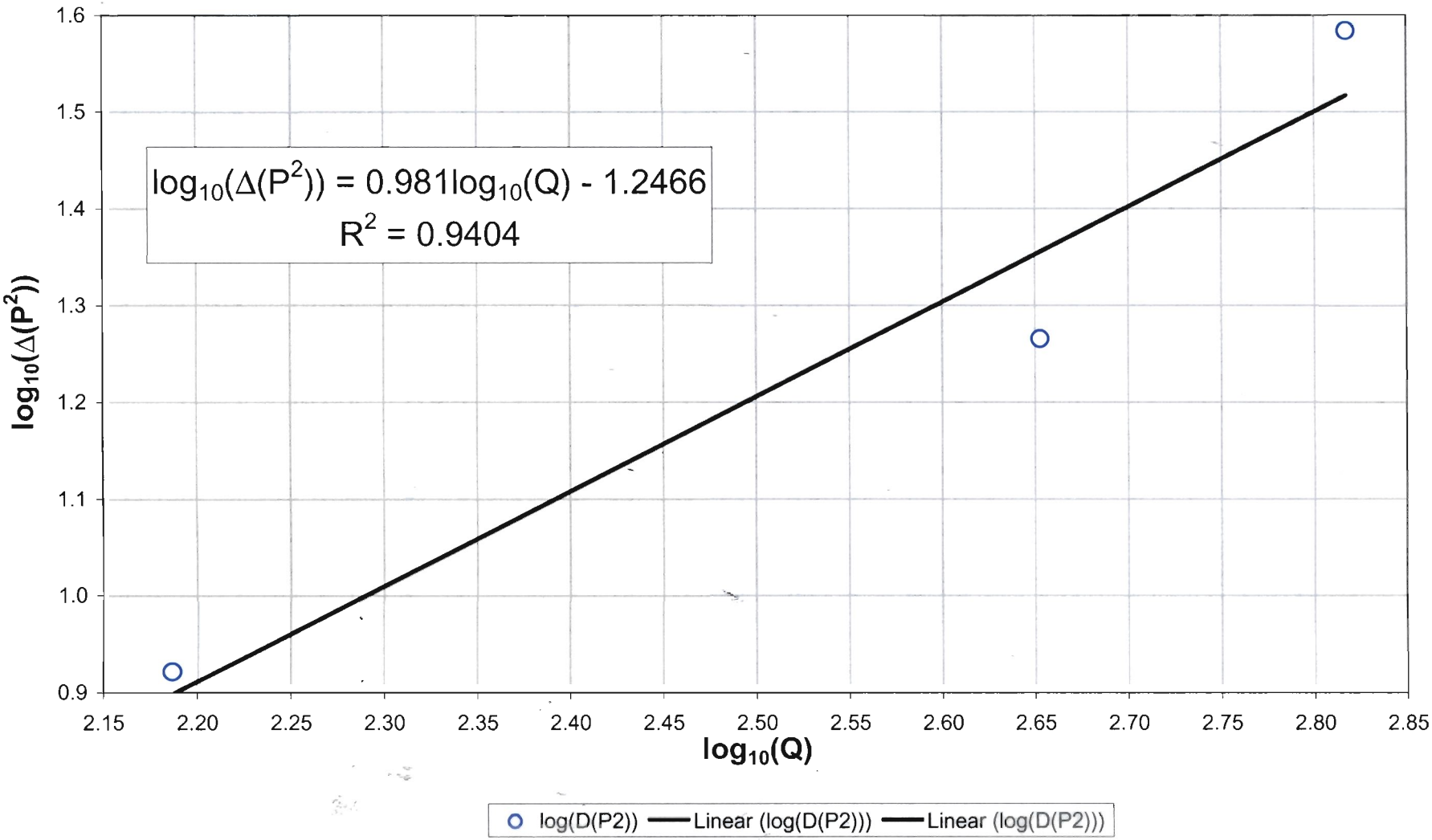

Final check for high velocity flow effects:
High velocity flow effects are present when the slope is non-zero and positive.
V1 Transect: Drillhole 9

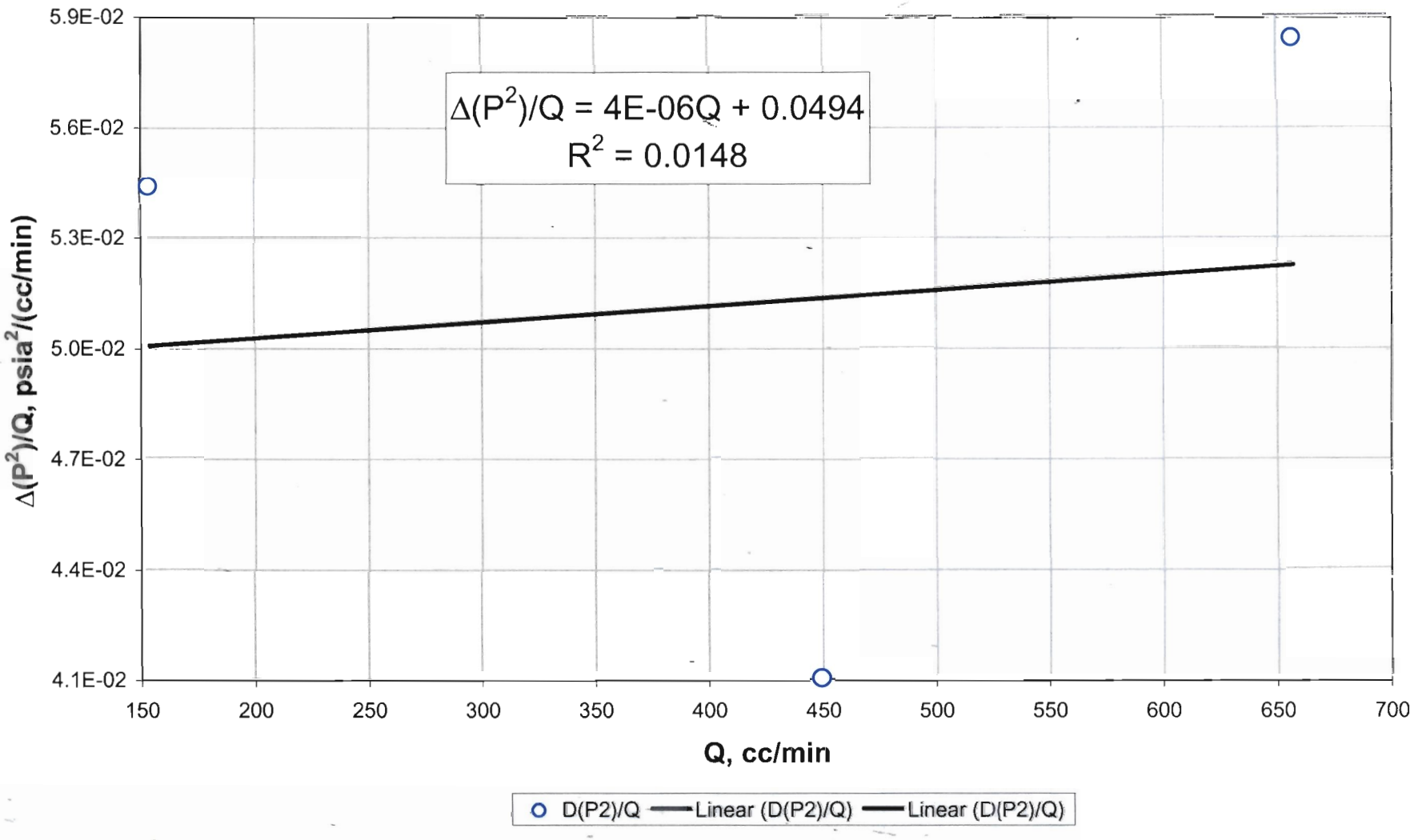

RMM 01/13/03

Relationship between steady-state differential pressures squared and flowrate:
If relationship is linear, with the ordinate intercept nearly zero,
there is no high velocity flow effect.
V1 Transect: Drillhole 10

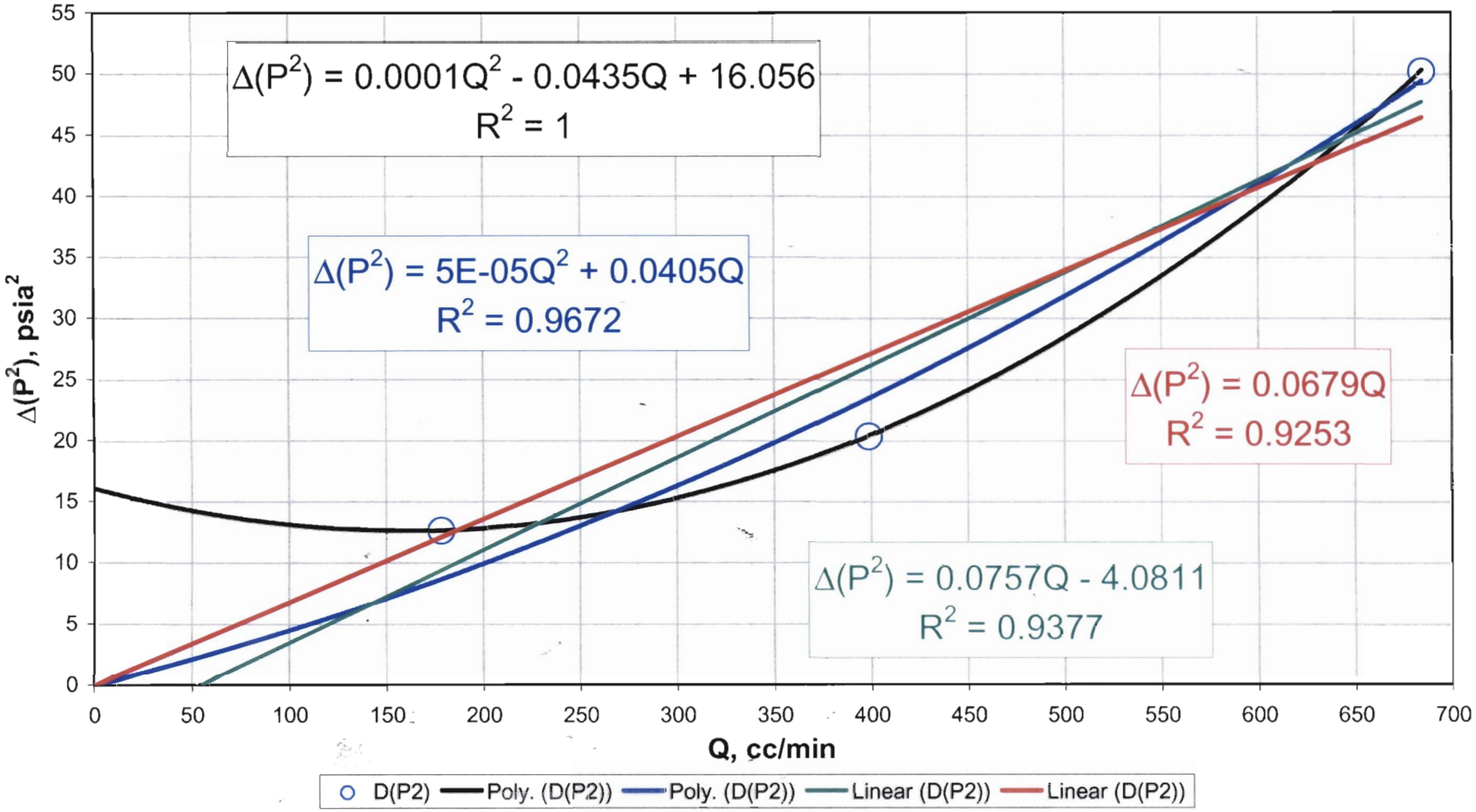

Run 01 1/25/05

Log-Log plot of differential pressures squared vs. flowrate--used to identify the presence of high-velocity flow effects (when the slope is greater than unity)
V1 Transect: Drillhole 10

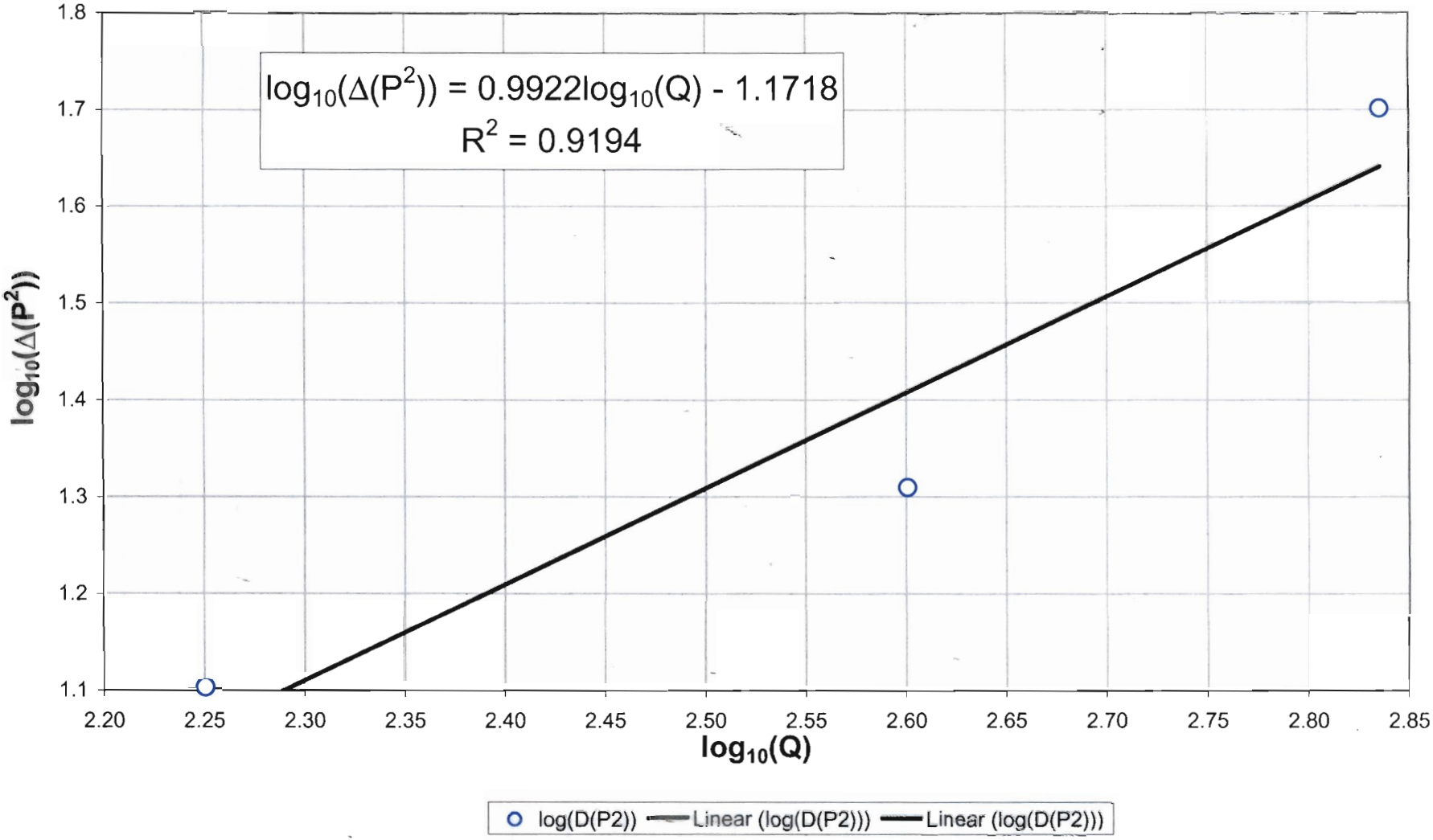

Rum, 01/03/03

Final check for high velocity flow effects:
High velocity flow effects are present when the slope is non-zero and positive.
V1 Transect: Drillhole 10

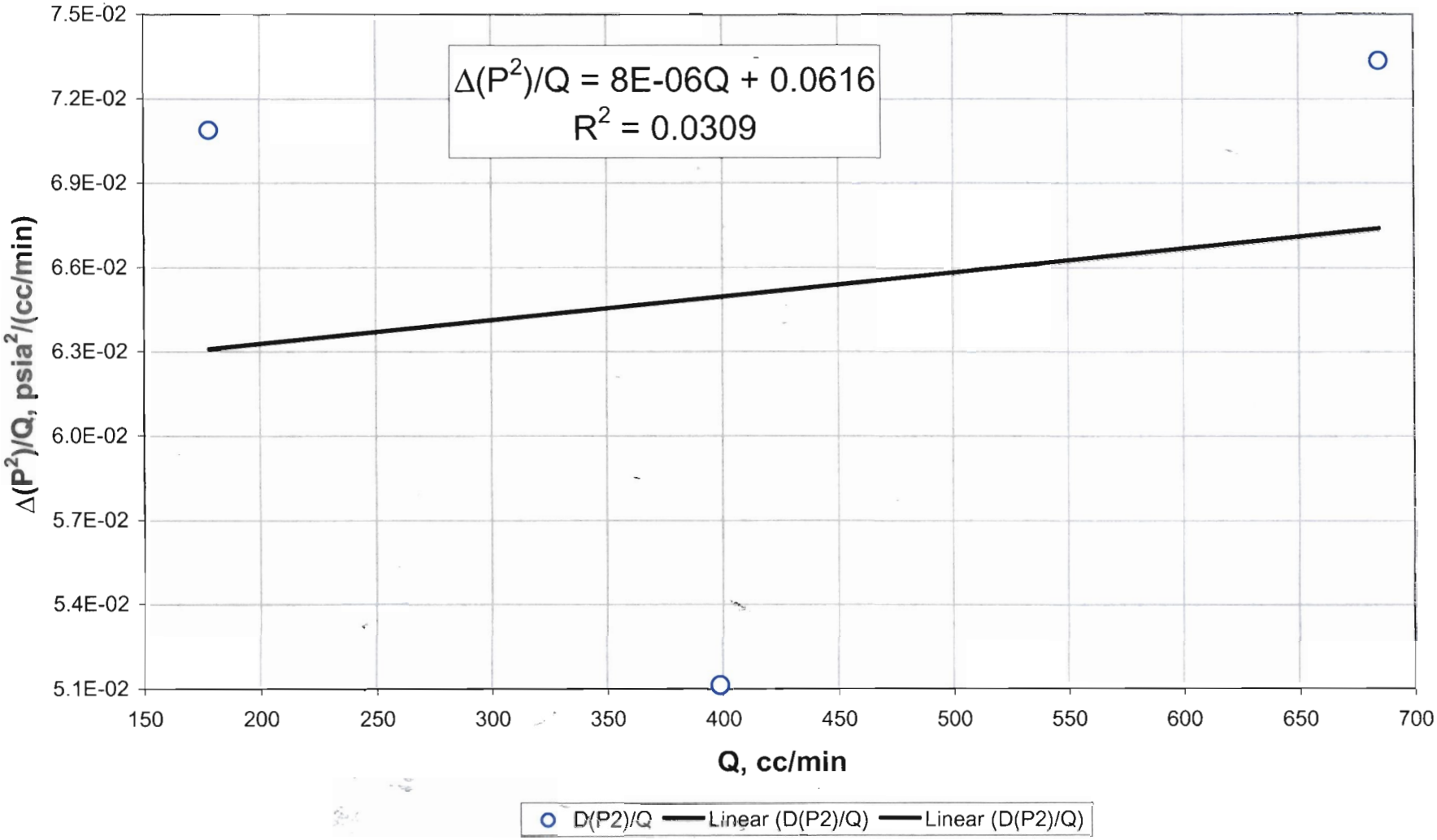

RWA, 01/25/03

Relationship between steady-state differential pressures squared and flowrate:
If relationship is linear, with the ordinate intercept nearly zero,
there is no high velocity flow effect.
V1 Transect: Drillhole 11

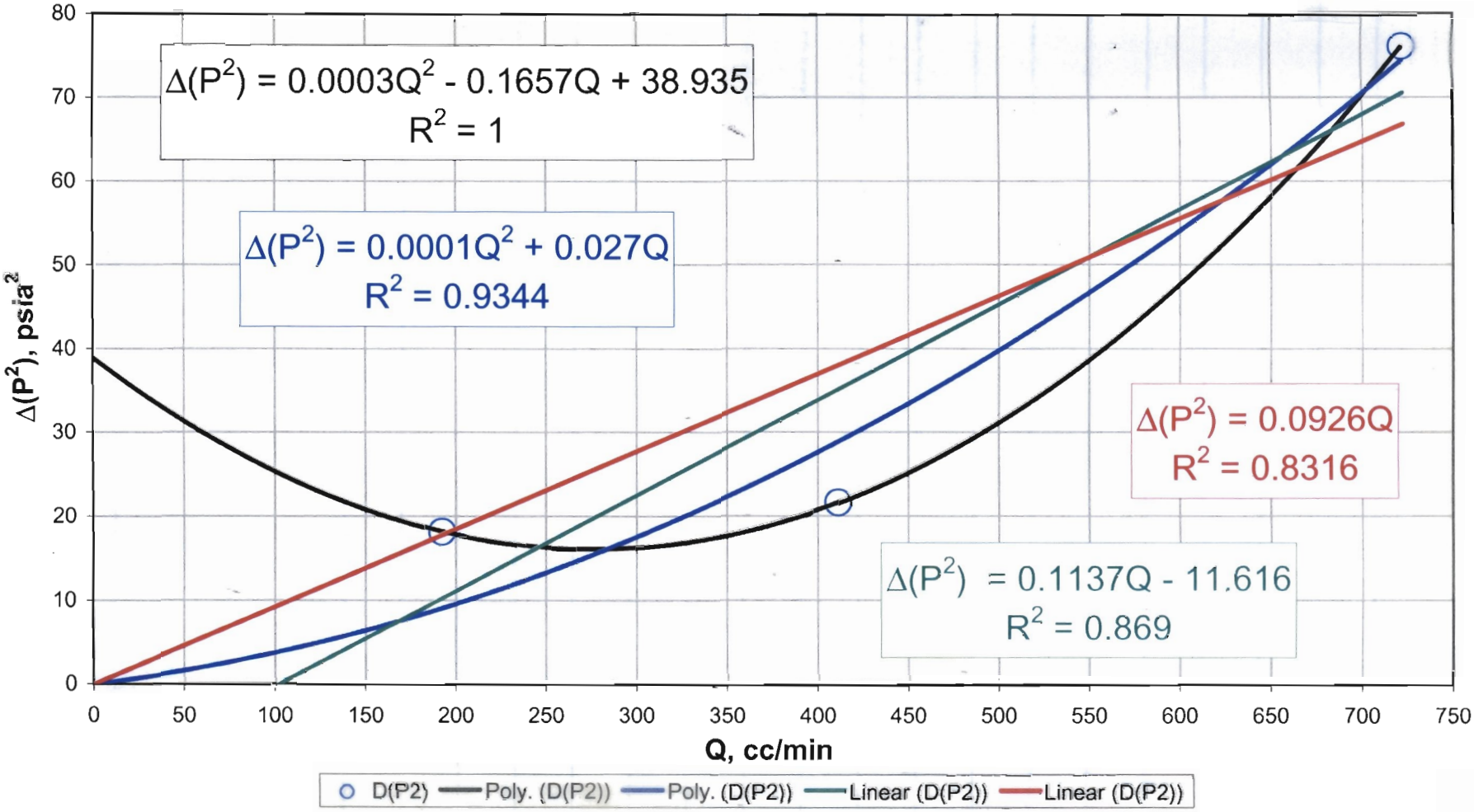

Run, 01/03/03

Log-Log plot of differential pressures squared vs. flowrate--used to identify the presence of high-velocity flow effects (when the slope is greater than unity)
V1 Transect: Drillhole 11

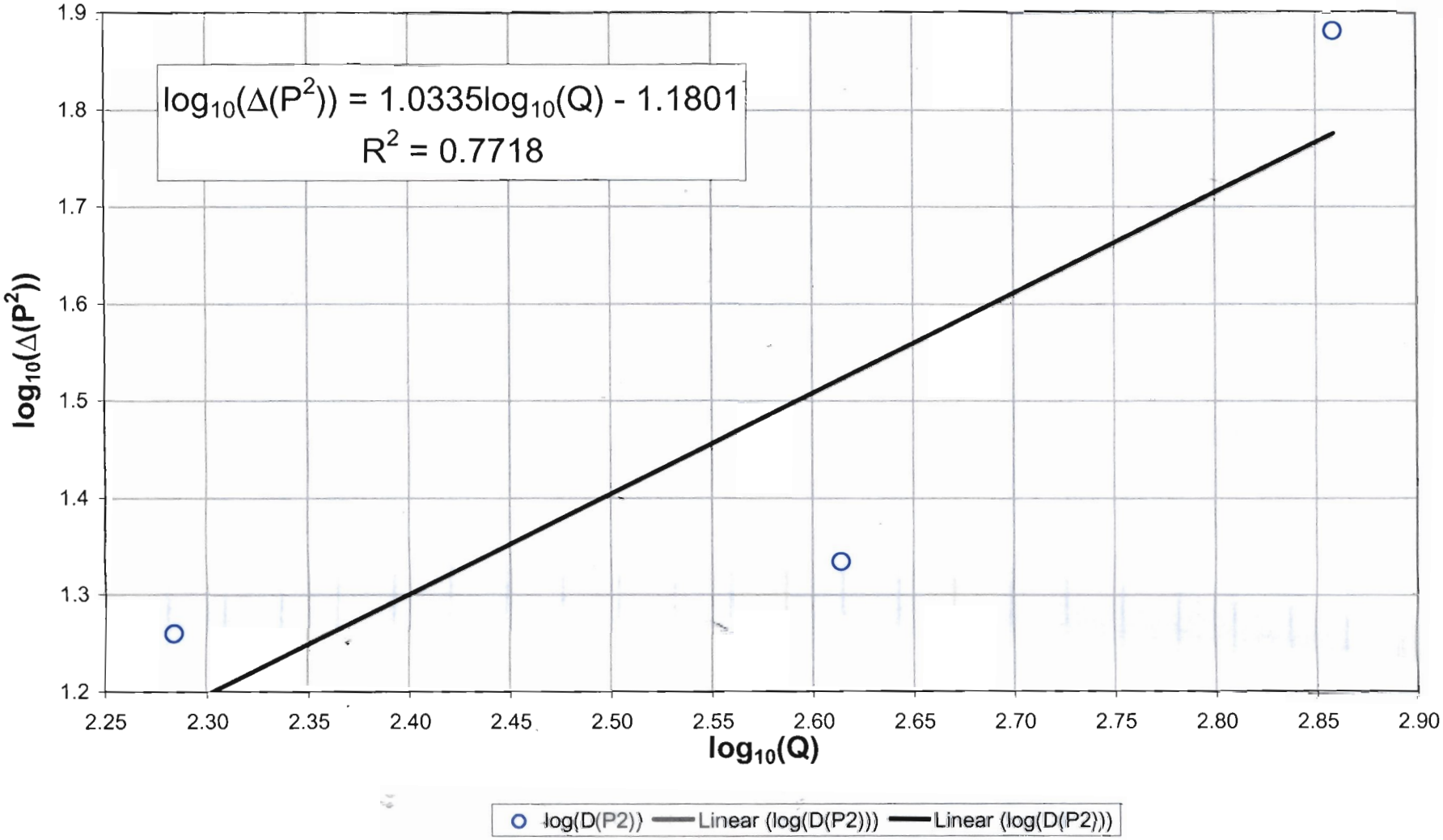

Run on 3/20/03

Final check for high velocity flow effects:
High velocity flow effects are present when the slope is non-zero and positive.
V1 Transect: Drillhole 11

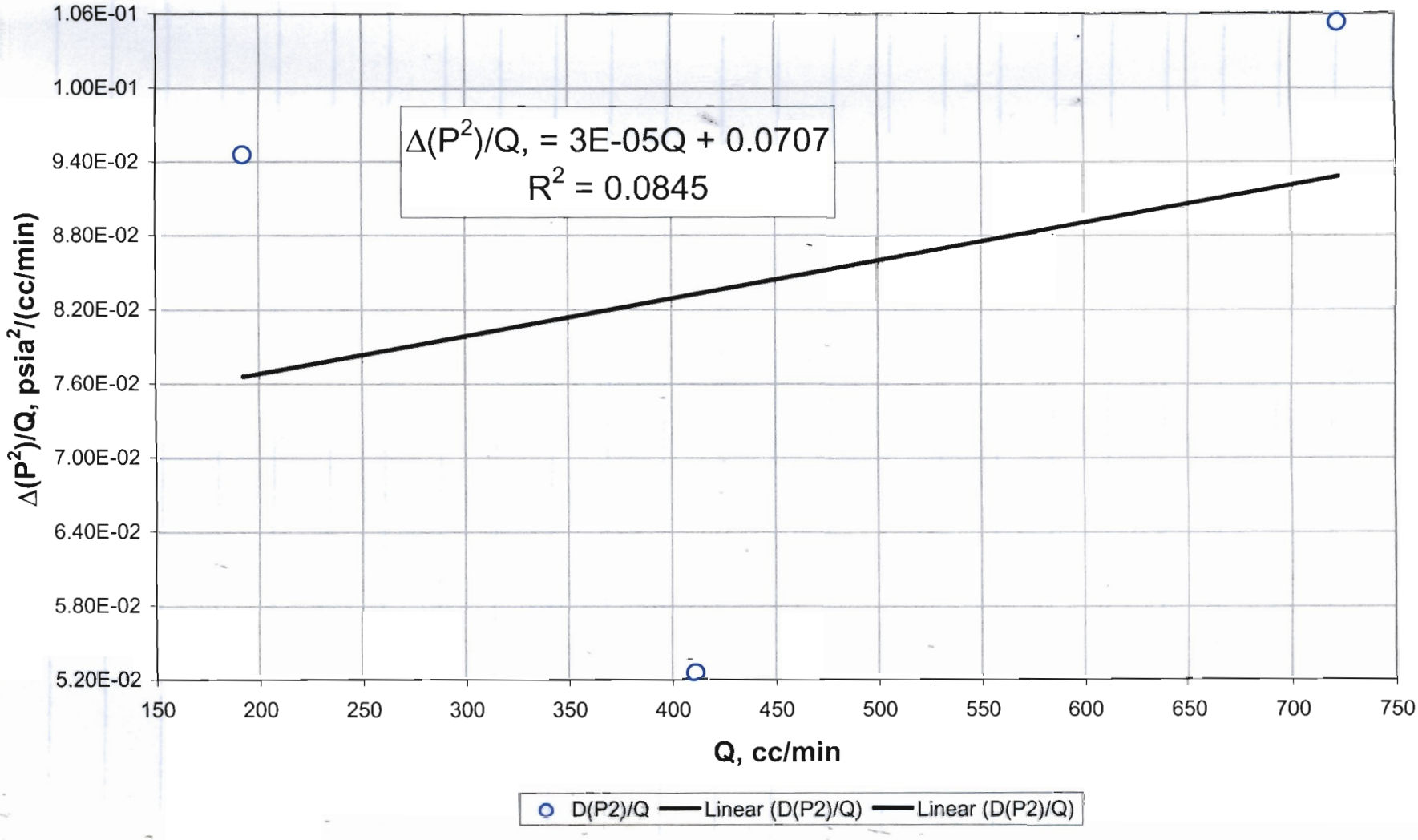

Run 01/23/07

Relationship between steady-state differential pressures squared and flowrate:
If relationship is linear, with the ordinate intercept nearly zero,
there is no high velocity flow effect.
V1 Transect: Drillhole 12

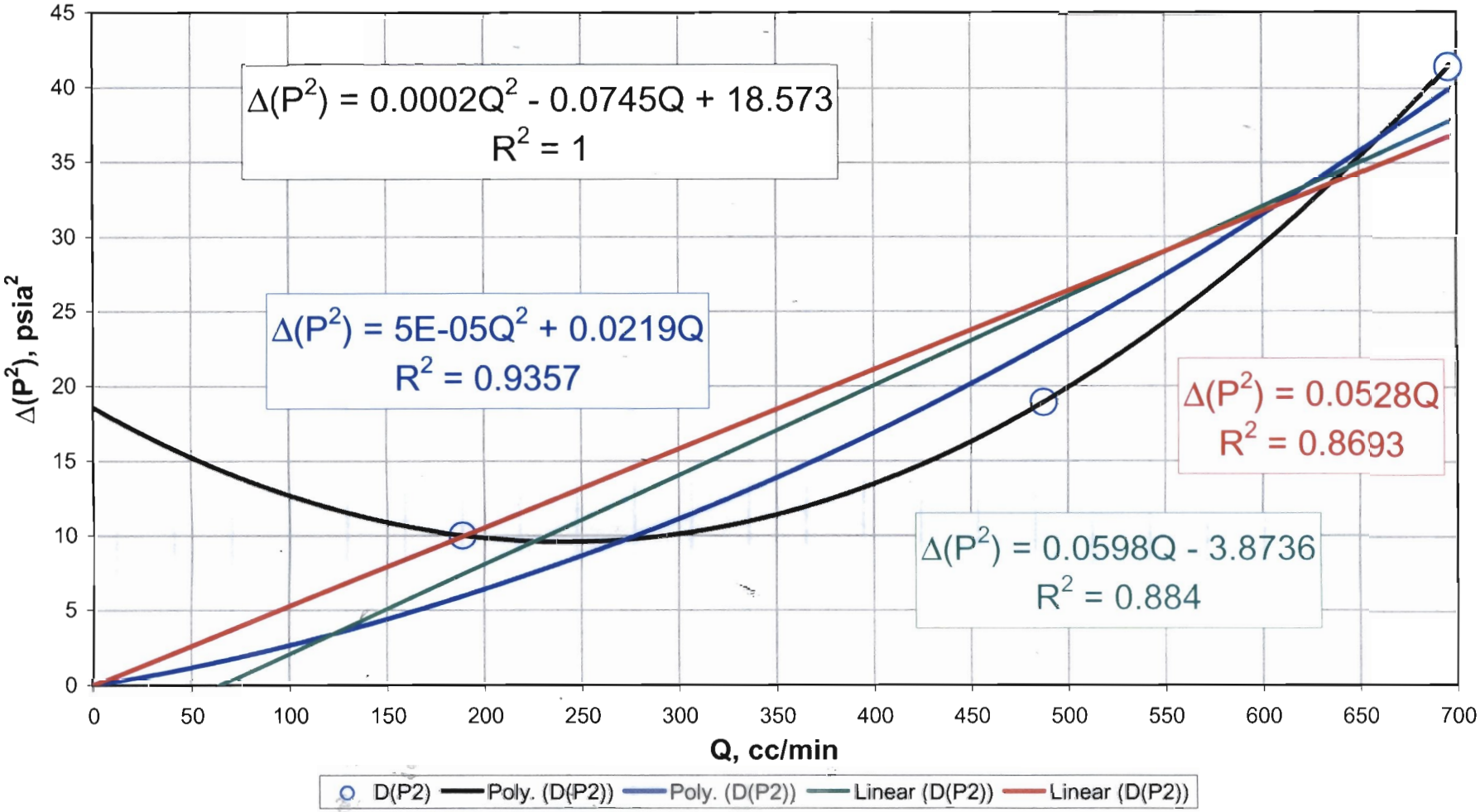

RMM, 01-3-03

Log-Log plot of differential pressures squared vs. flowrate--used to identify the presence of high-velocity flow effects (when the slope is greater than unity)
V1 Transect: Drillhole 12

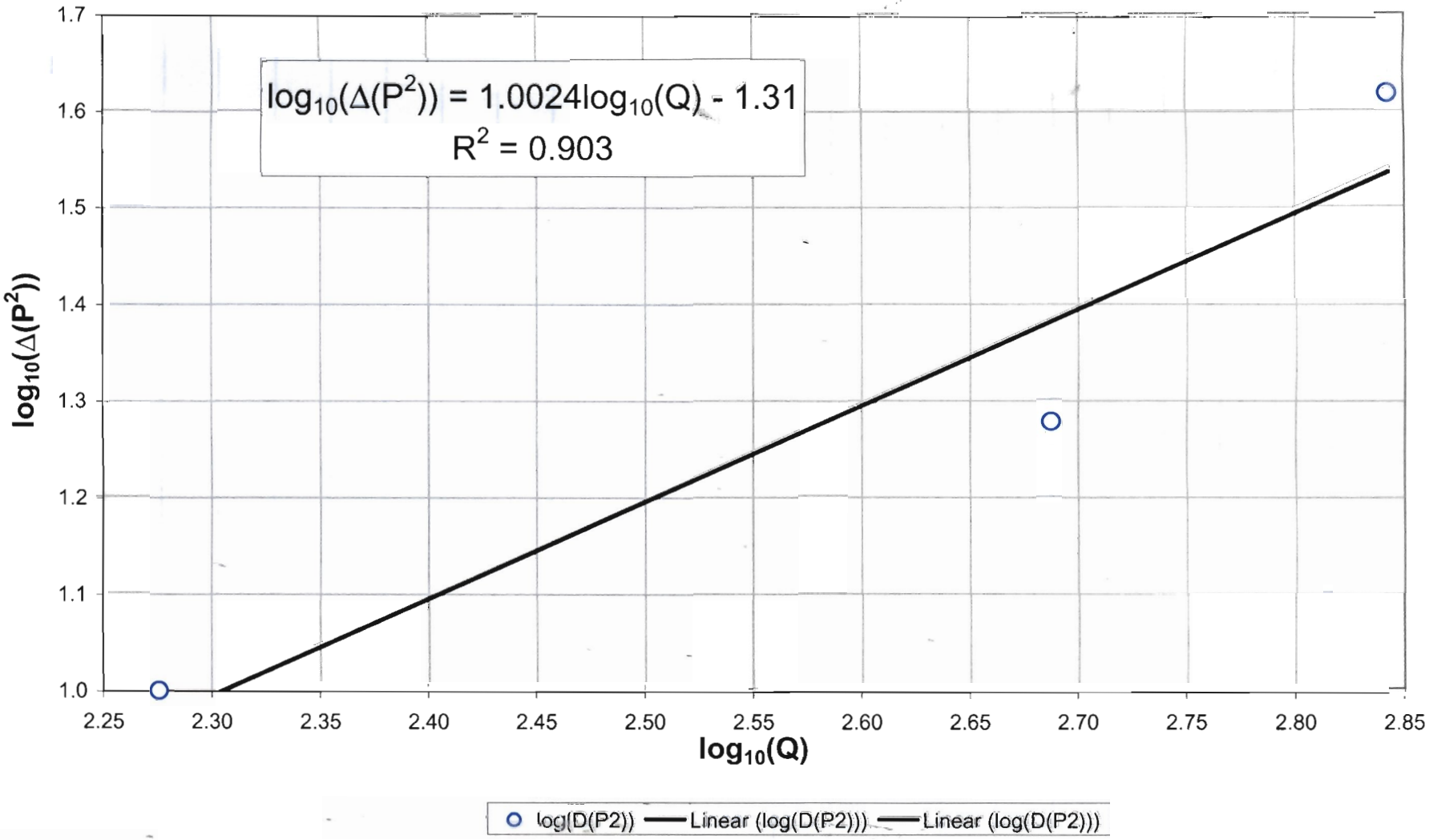

Run 01/23/03

Final check for high velocity flow effects:
High velocity flow effects are present when the slope is non-zero and positive.
V1 Transect: Drillhole 12

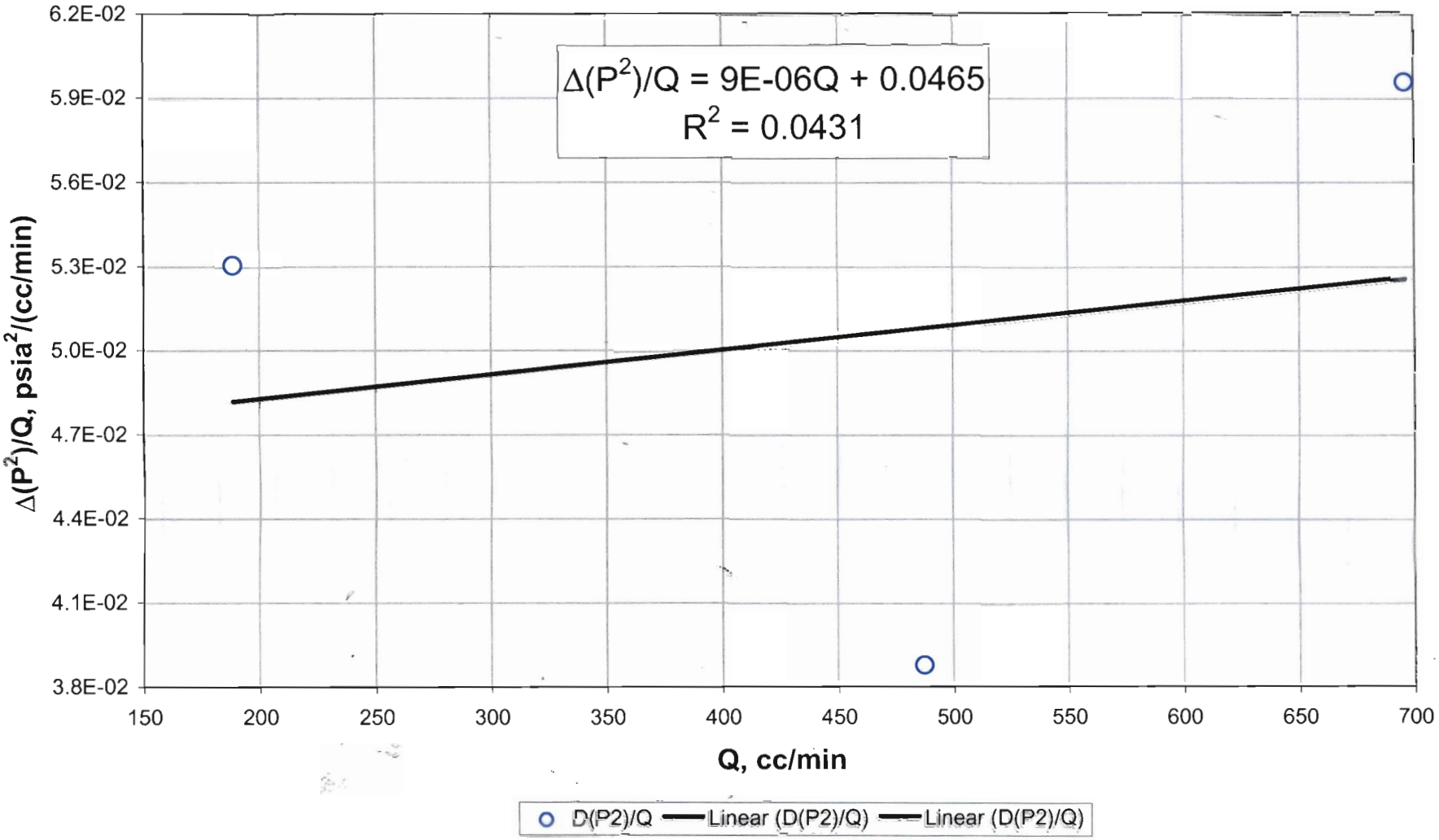

RWM, 01/23/03

Relationship between steady-state differential pressures squared and flowrate:
If relationship is linear, with the ordinate intercept nearly zero,
there is no high velocity flow effect.
V1 Transect: Drillhole 13

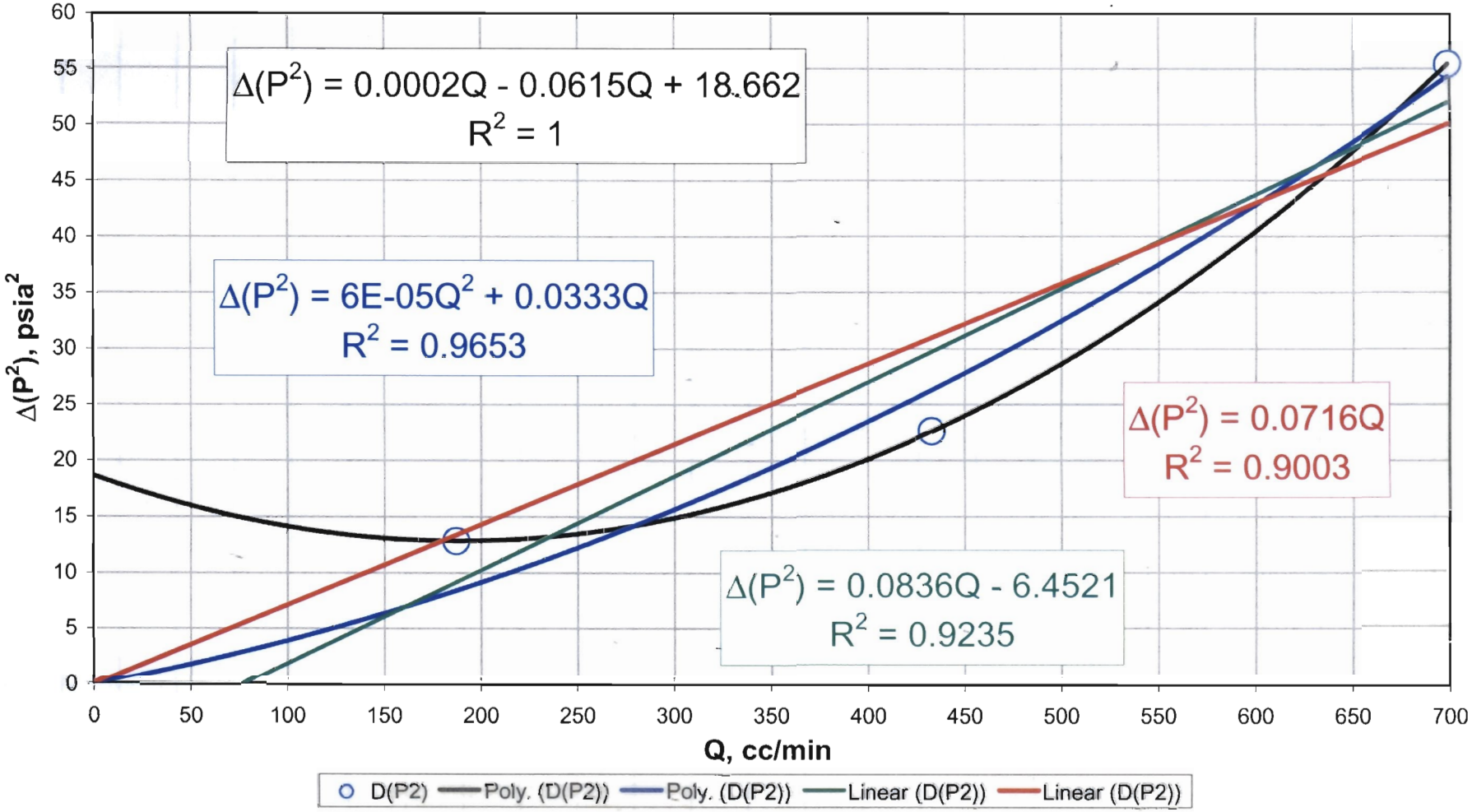

Run, 01/13/03

Log-Log plot of differential pressures squared vs. flowrate--used to identify the presence of high-velocity flow effects (when the slope is greater than unity)
V1 Transect: Drillhole 13

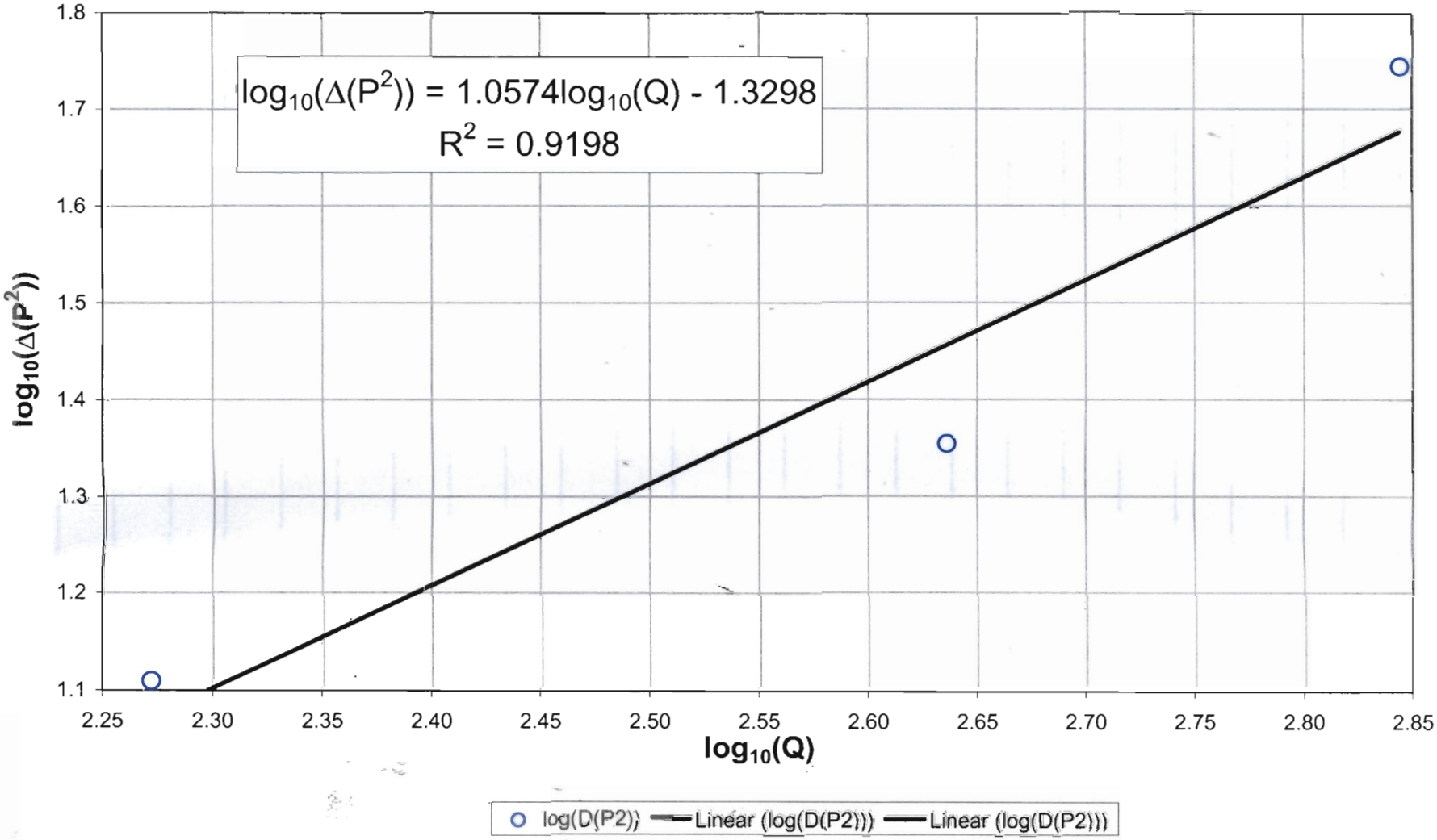

Rwm, 01/23/05

Final check for high velocity flow effects:
High velocity flow effects are present when the slope is non-zero and positive.
V1 Transect: Drillhole 13

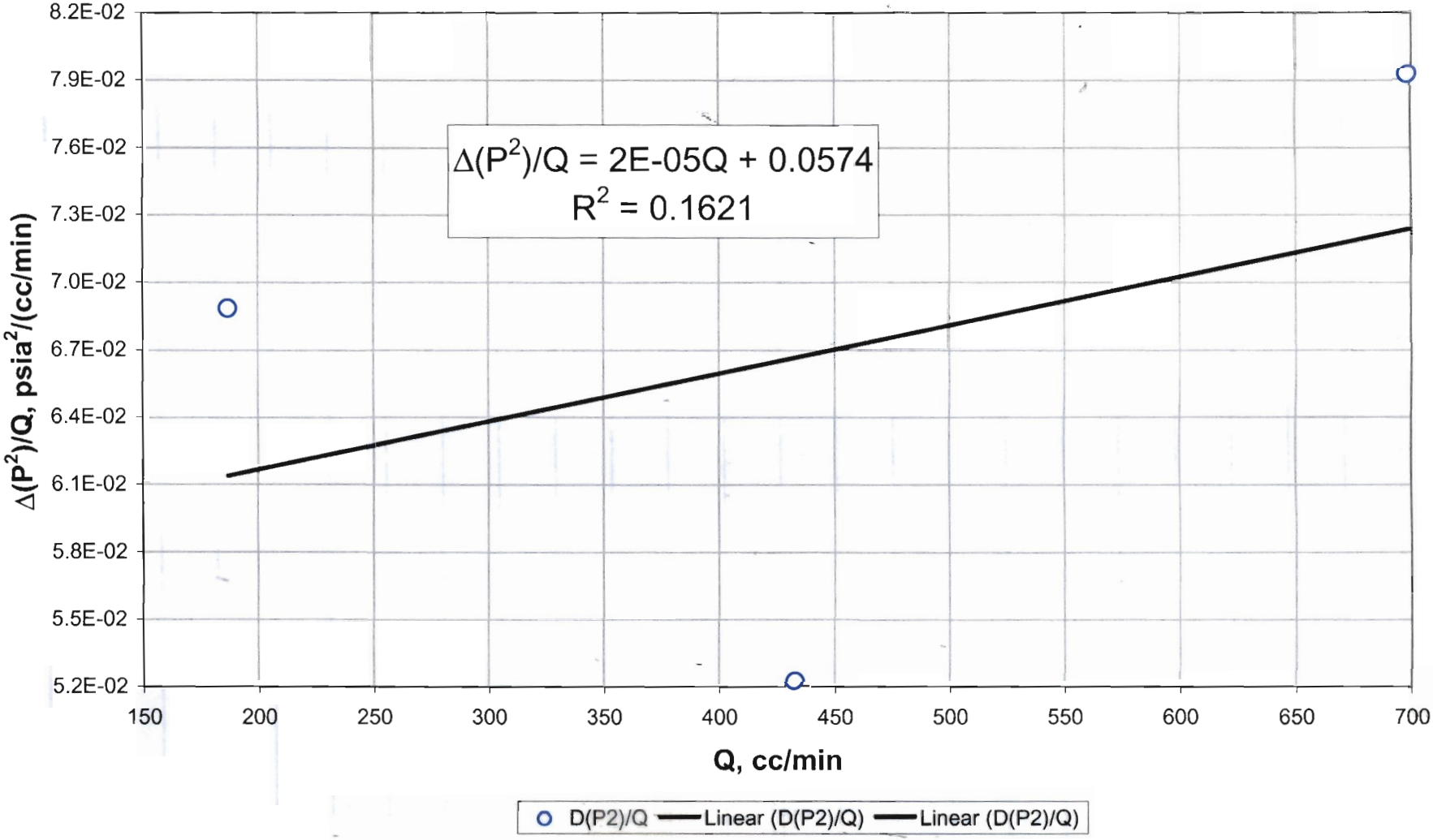

RWM, 01/23/03

Relationship between steady-state differential pressures squared and flowrate:
If relationship is linear, with the ordinate intercept nearly zero,
there is no high velocity flow effect.
V1 Transect: Drillhole 14

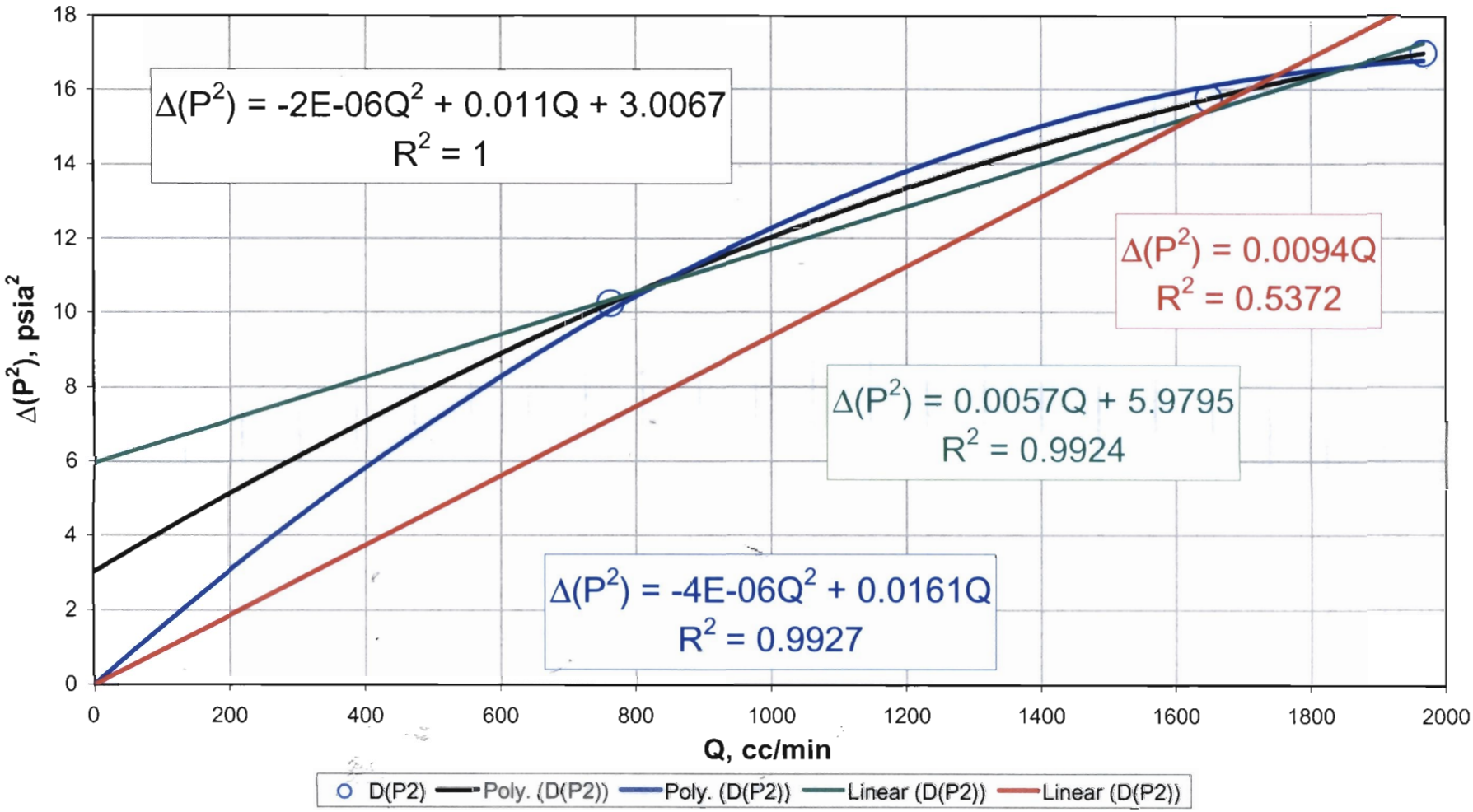

RWM, 01/27/03

Log-Log plot of differential pressures squared vs. flowrate--used to identify the presence of high-velocity flow effects (when the slope is greater than unity)
V1 Transect: Drillhole 14

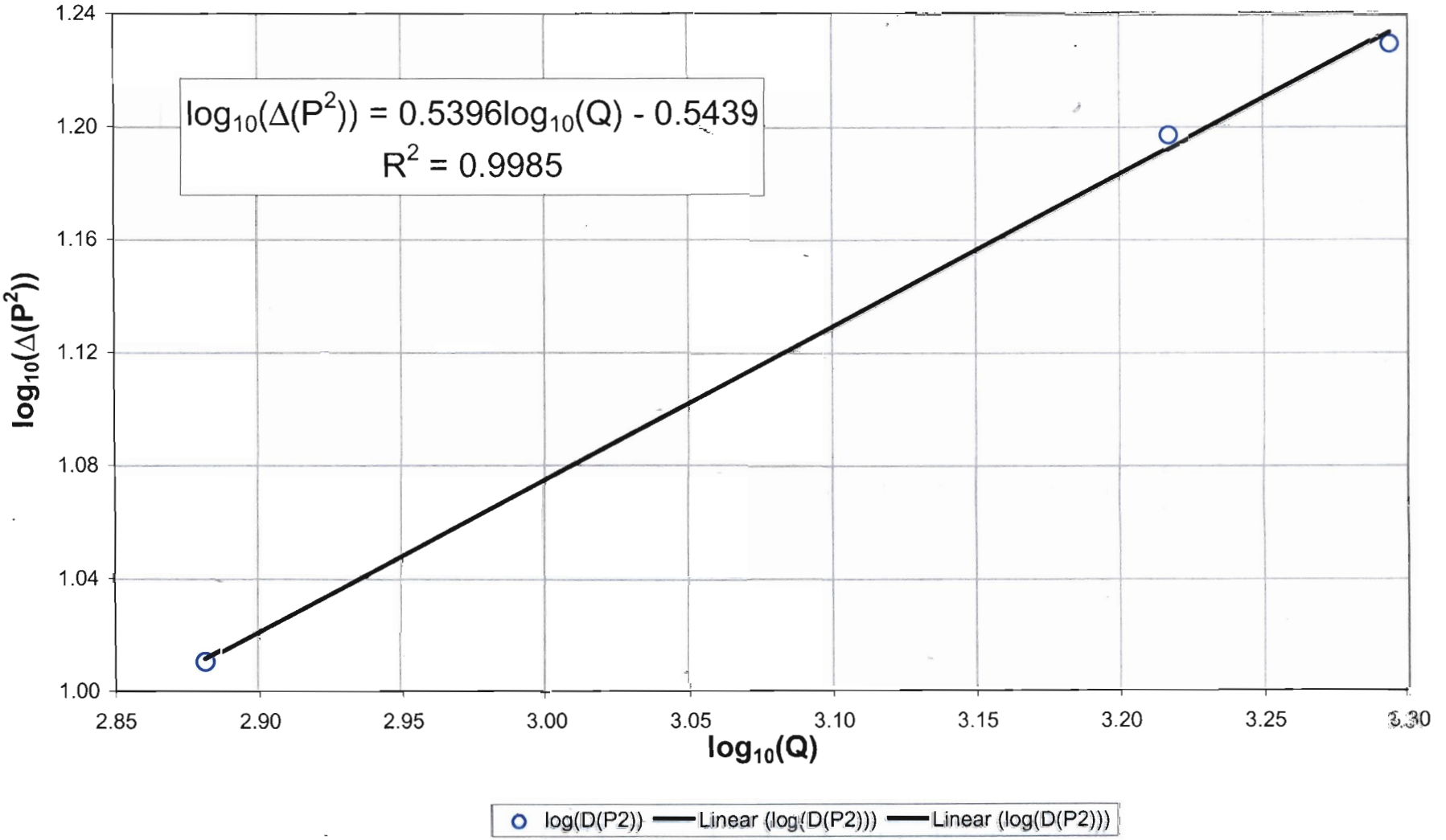

RMM, 01/23/03

Final check for high velocity flow effects:
High velocity flow effects are present when the slope is non-zero and positive.
V1 Transect: Drillhole 14

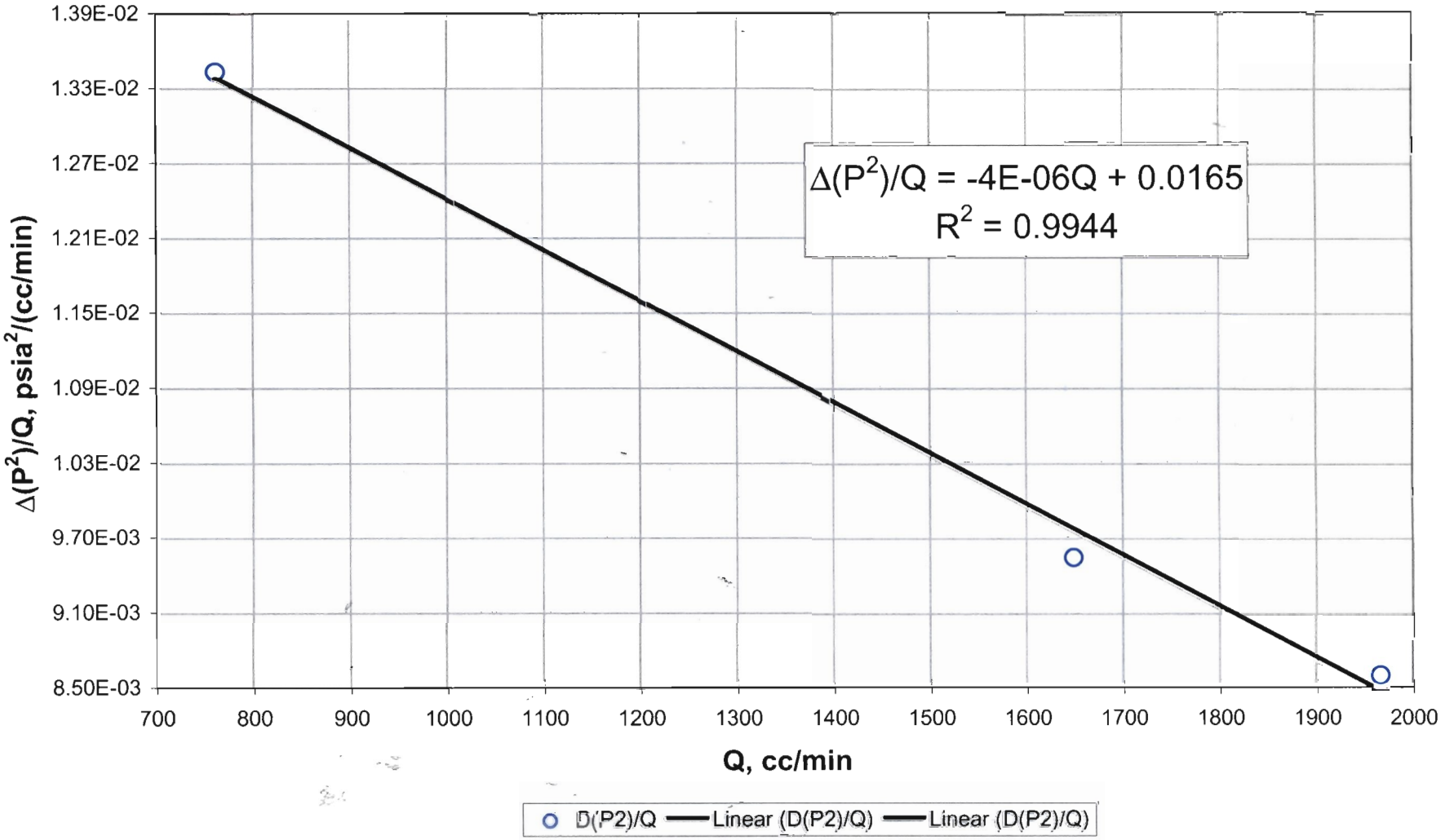

RWM, 01/23/03

Relationship between steady-state differential pressures squared and flowrate:
If relationship is linear, with the ordinate intercept nearly zero,
there is no high velocity flow effect.
V1 Transect: Drillhole 15

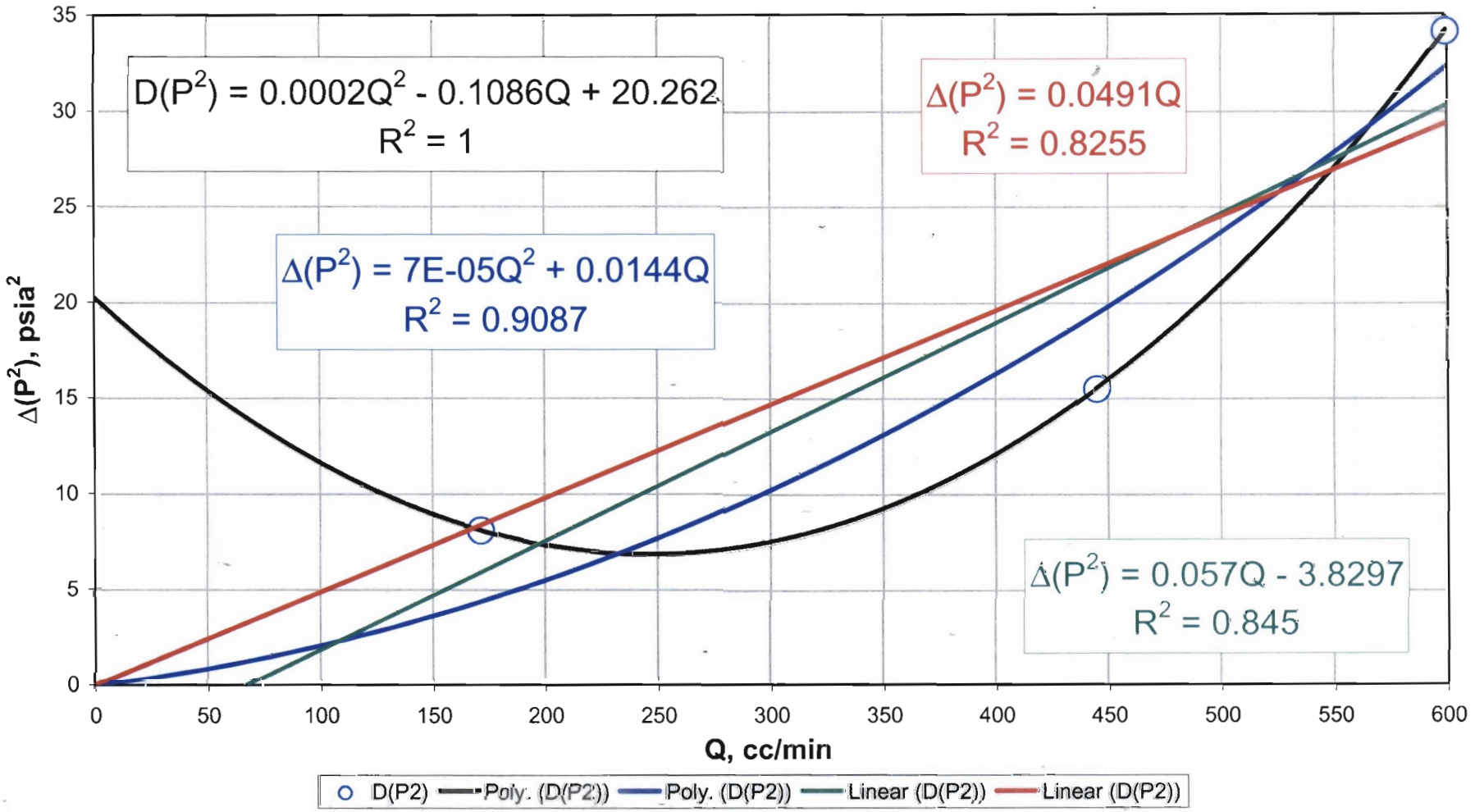

Bum, 01/25/09

Log-Log plot of differential pressures squared vs. flowrate--used to identify the presence of high-velocity flow effects (when the slope is greater than unity)
V1 Transect: Drillhole 15

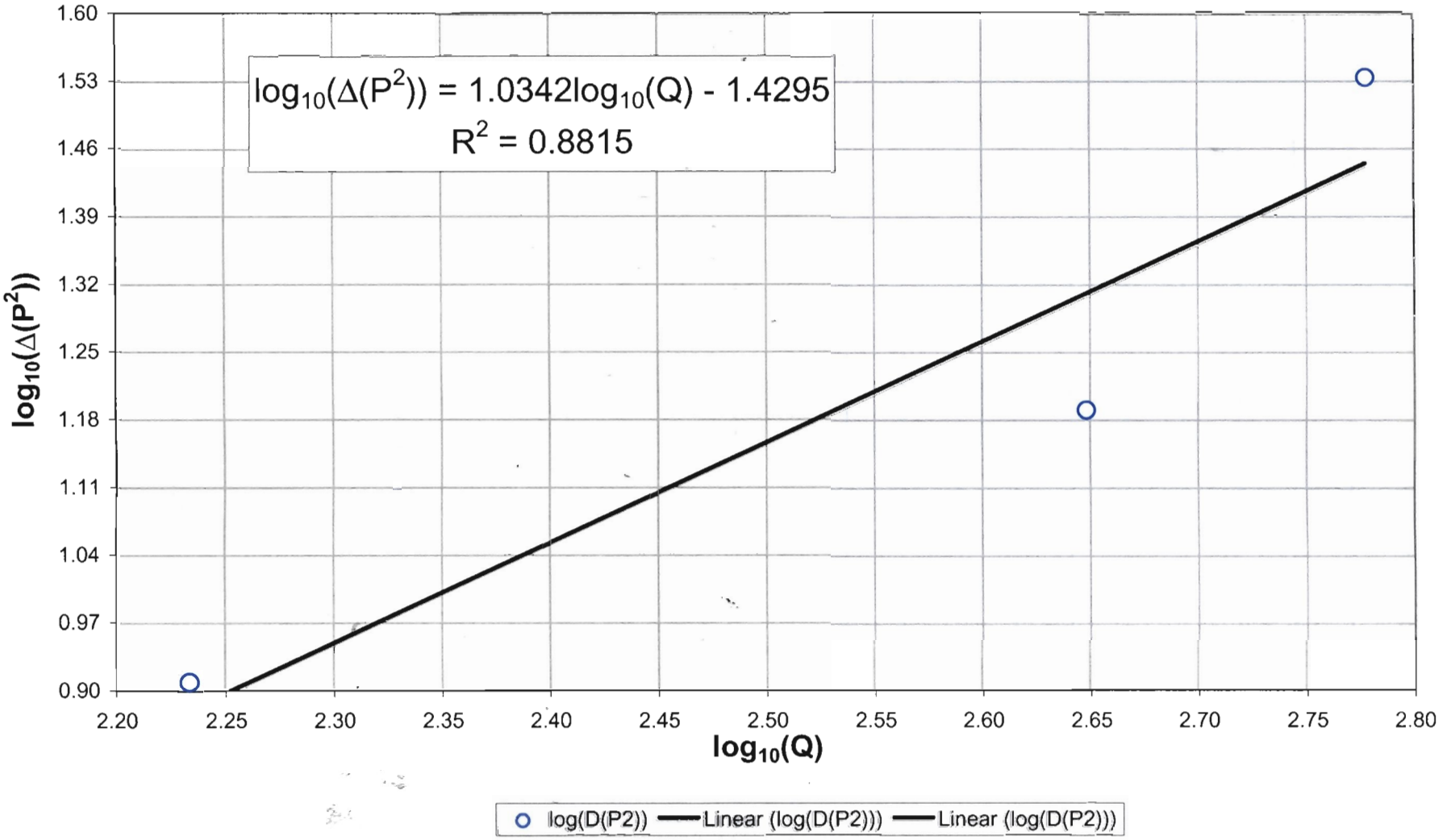

Final check for high velocity flow effects:
High velocity flow effects are present when the slope is non-zero and positive.
V1 Transect: Drillhole 15

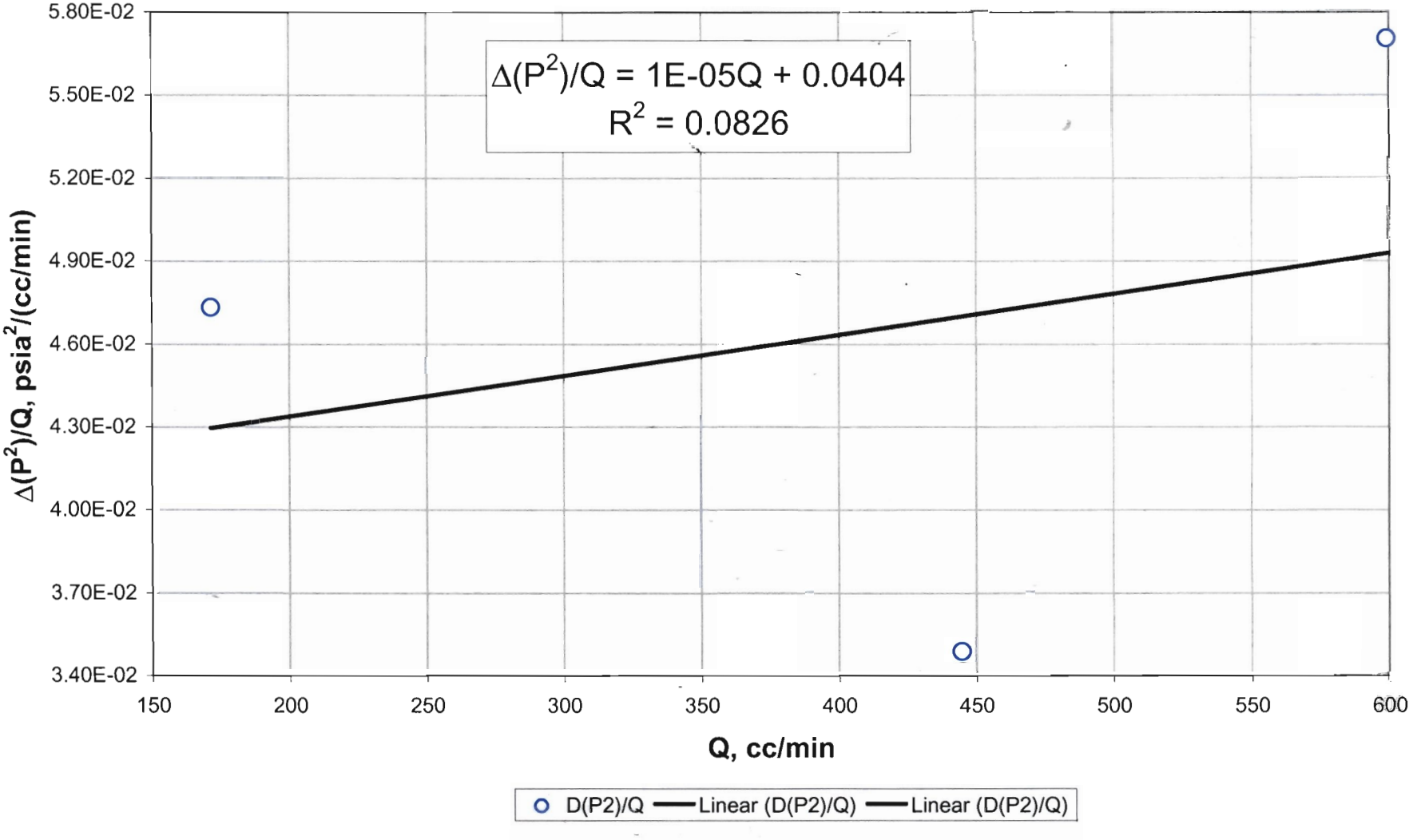

Run 01 Page 105

Relationship between steady-state differential pressures squared and flowrate:
If relationship is linear, with the ordinate intercept nearly zero,
there is no high velocity flow effect.
V1 Transect: Drillhole 16

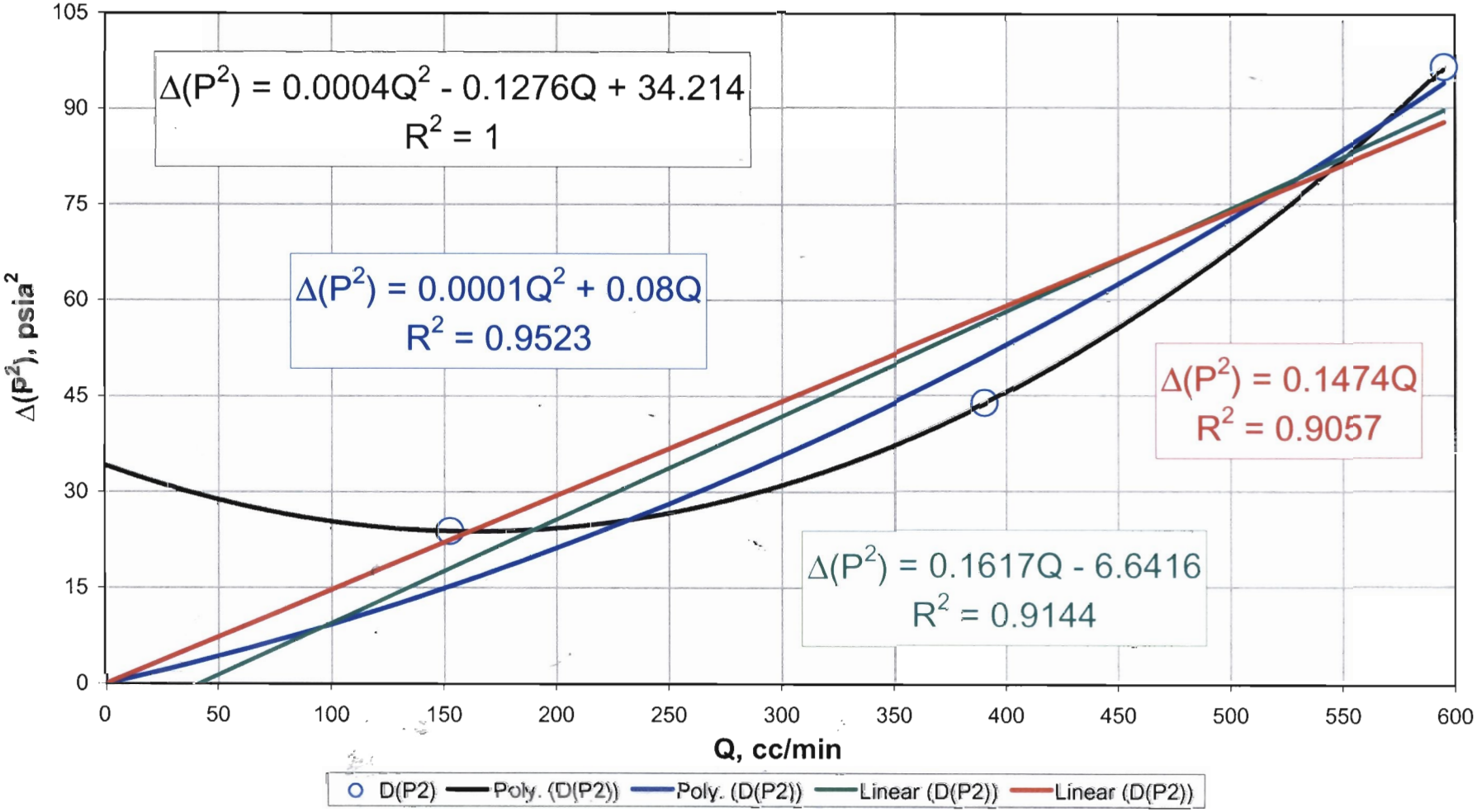

RMM 01/03/03

Log-Log plot of differential pressures squared vs. flowrate--used to identify the presence of high-velocity flow effects (when the slope is greater than unity)
V1 Transect: Drillhole 16

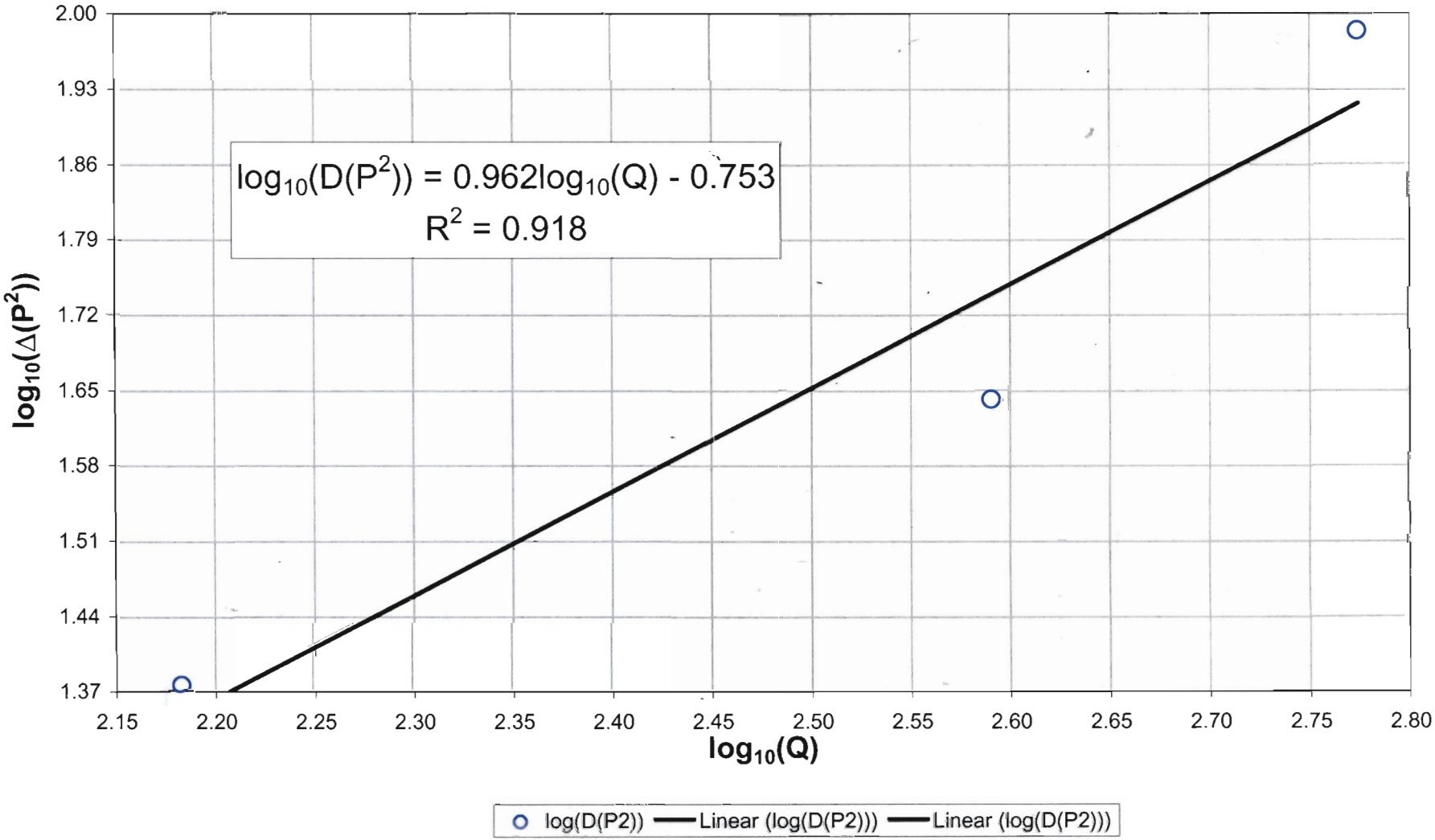

RWM, 01/23/03

Final check for high velocity flow effects:
High velocity flow effects are present when the slope is non-zero and positive.
V1 Transect: Drillhole 16

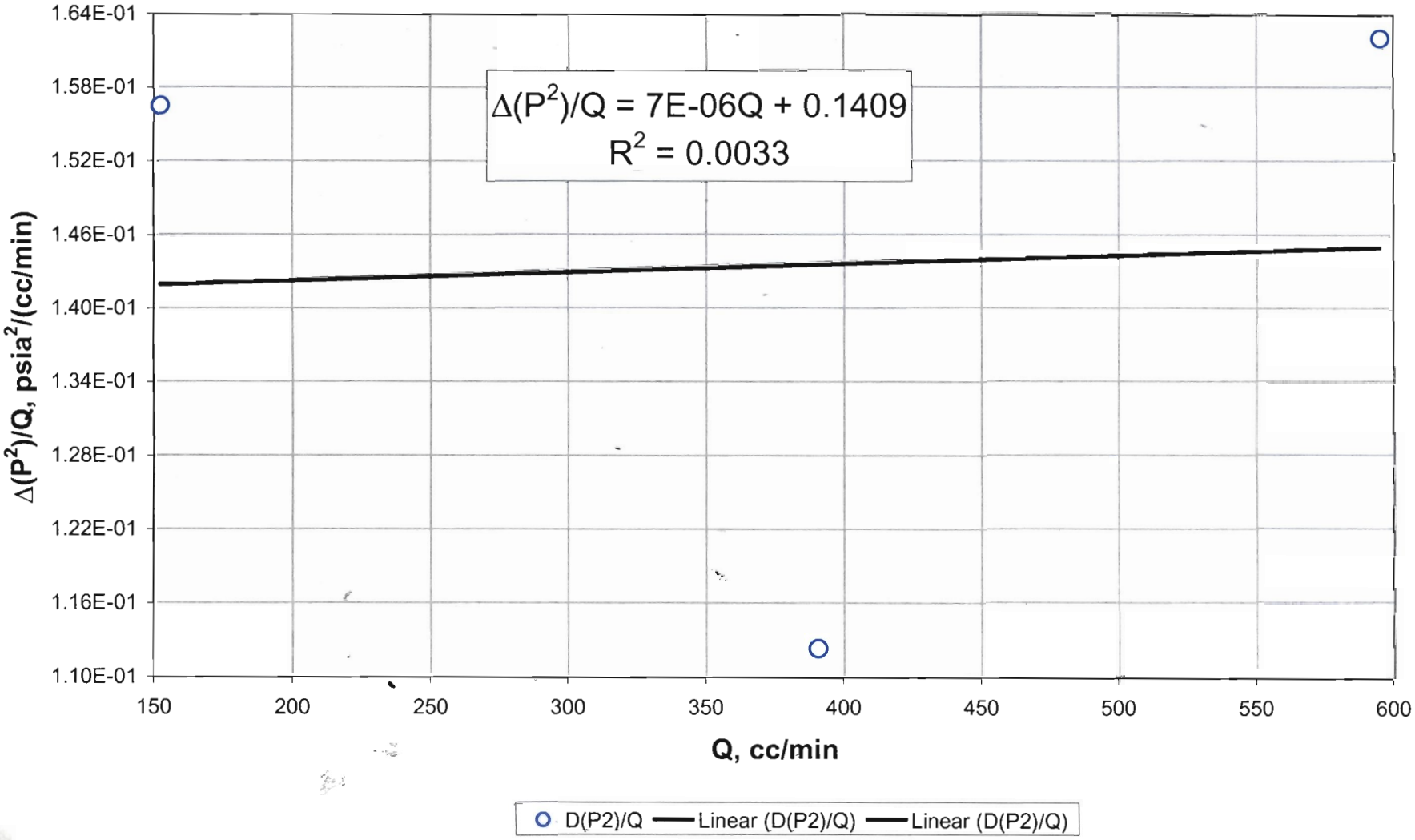

Relationship between steady-state differential pressures squared and flowrate:
If relationship is linear, with the ordinate intercept nearly zero,
there is no high velocity flow effect.
V1 Transect: Drillhole 17

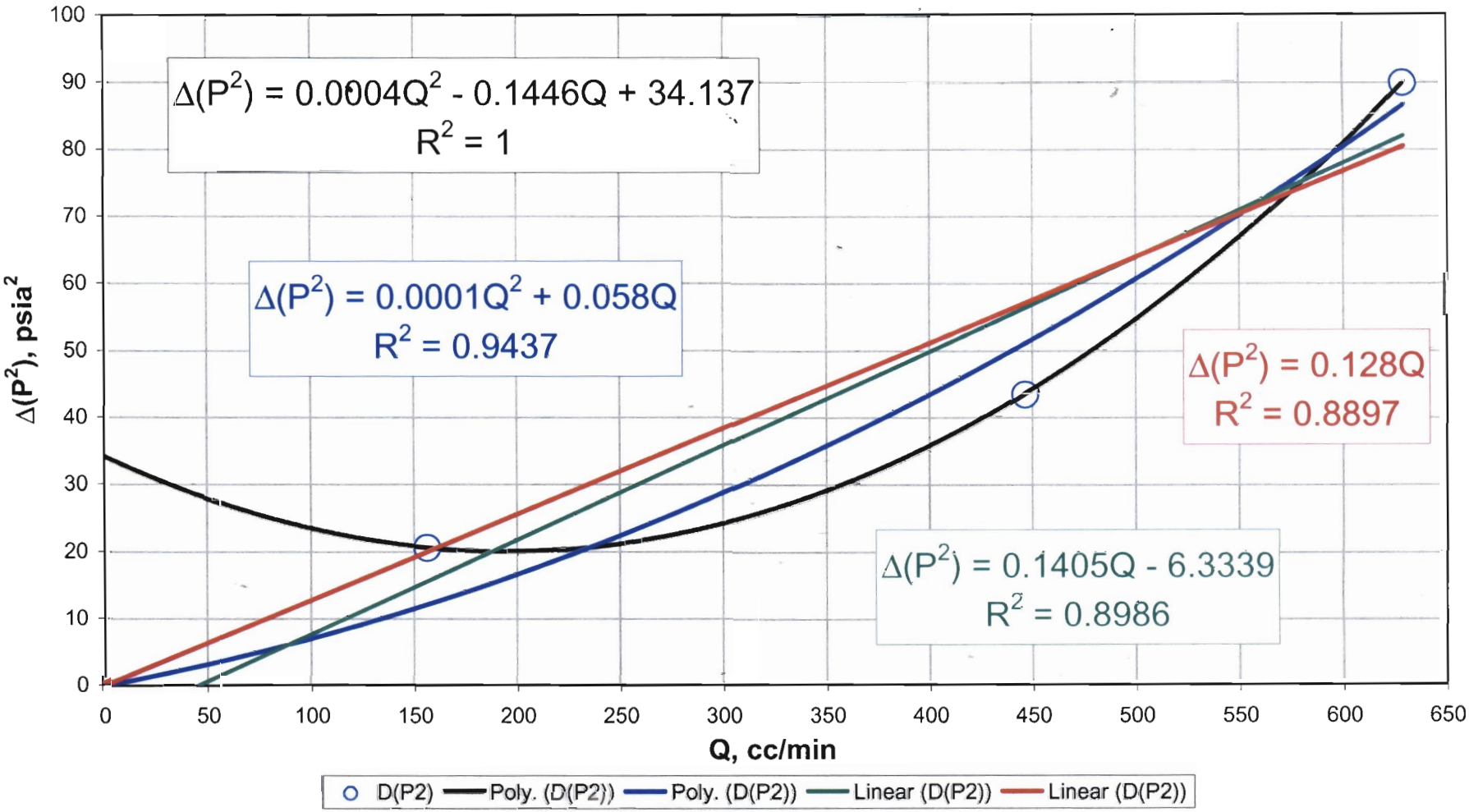

Log-Log plot of differential pressures squared vs. flowrate--used to identify the presence of high-velocity flow effects (when the slope is greater than unity)
V1 Transect: Drillhole 17

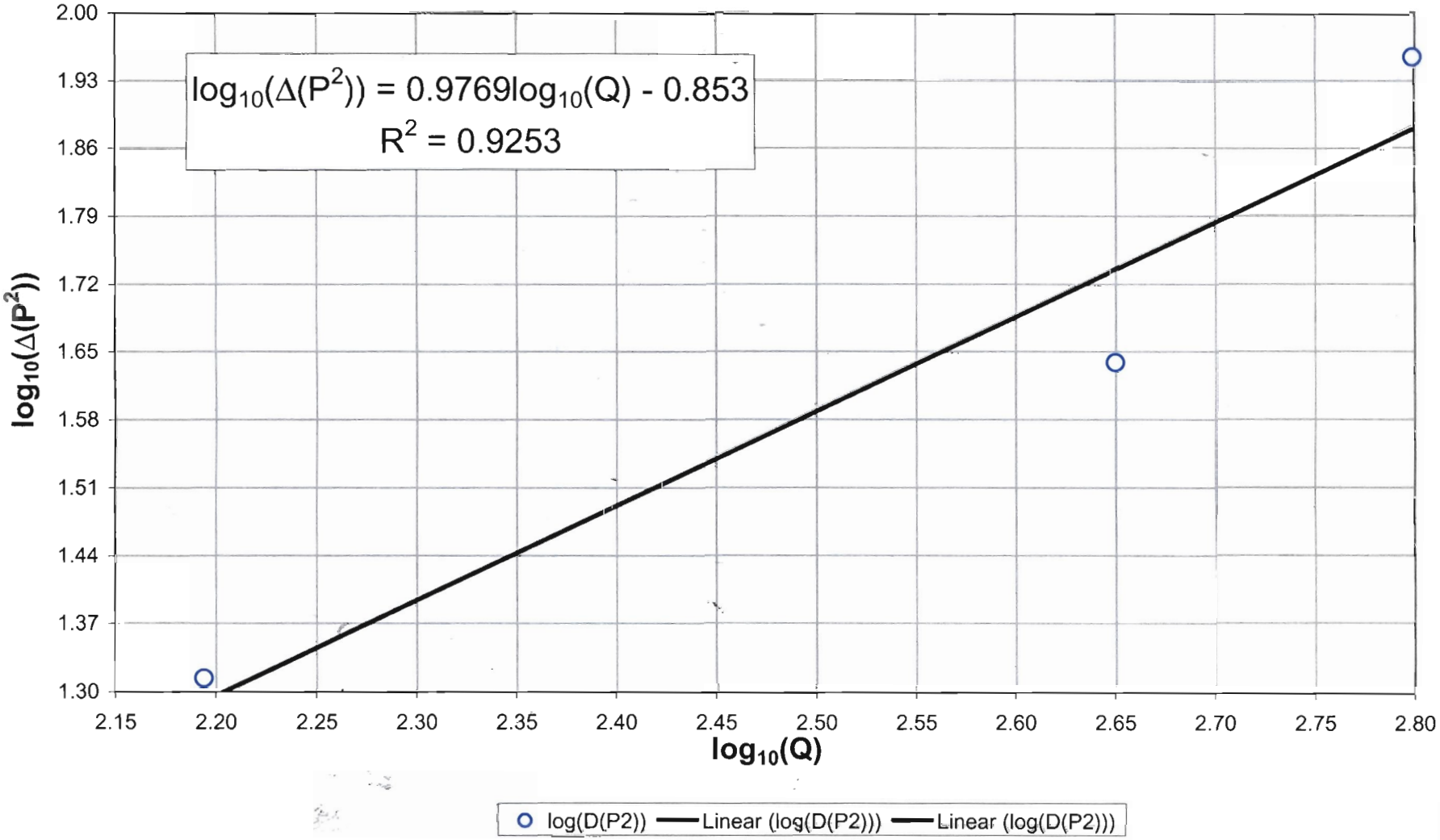

Run 01 12/05

Final check for high velocity flow effects:
High velocity flow effects are present when the slope is non-zero and positive.
V1 Transect: Drillhole 17

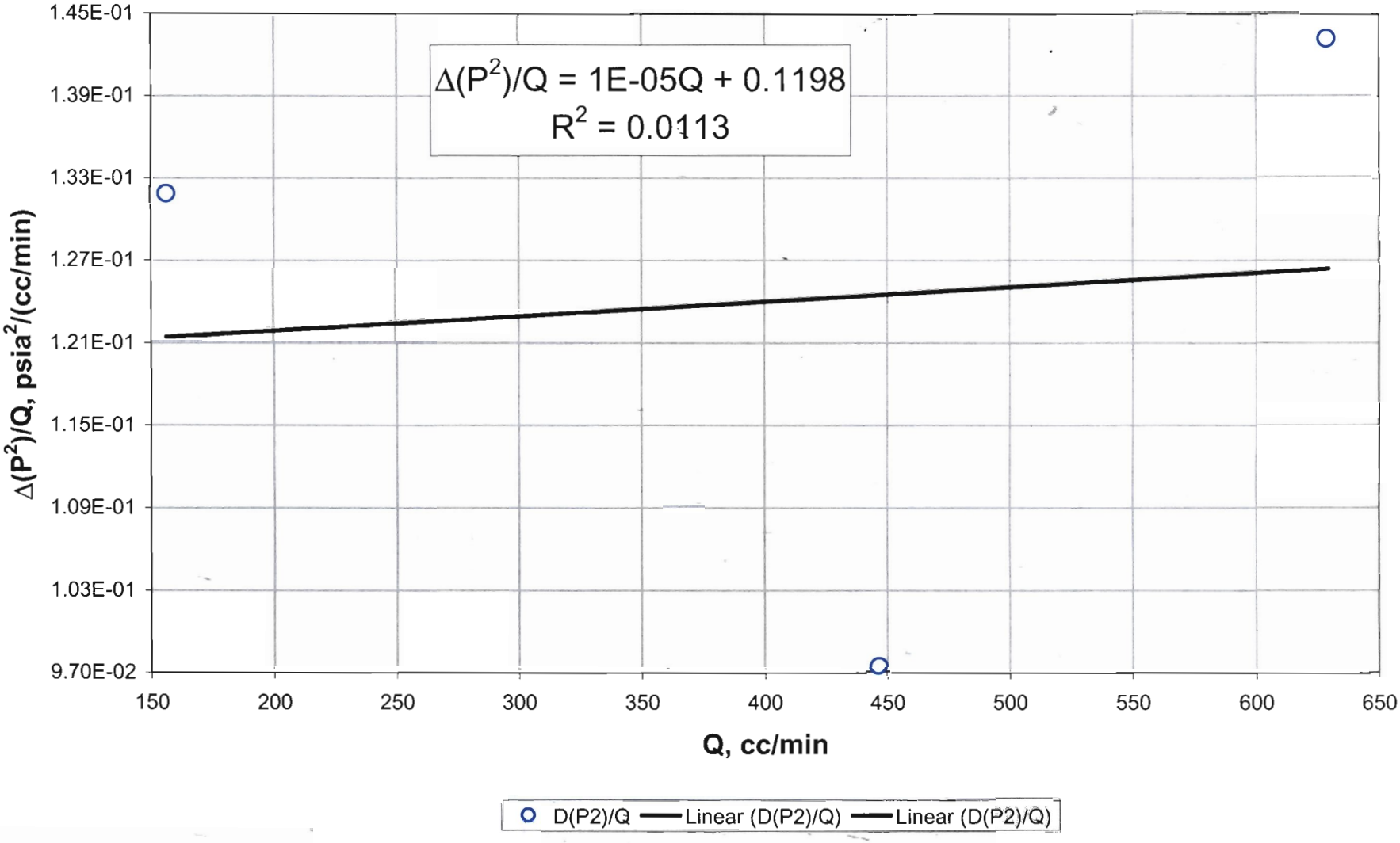

Rwm, 01/03/03

Relationship between steady-state differential pressures squared and flowrate:
If relationship is linear, with the ordinate intercept nearly zero,
there is no high velocity flow effect.
V1 Transect: Drillhole 18

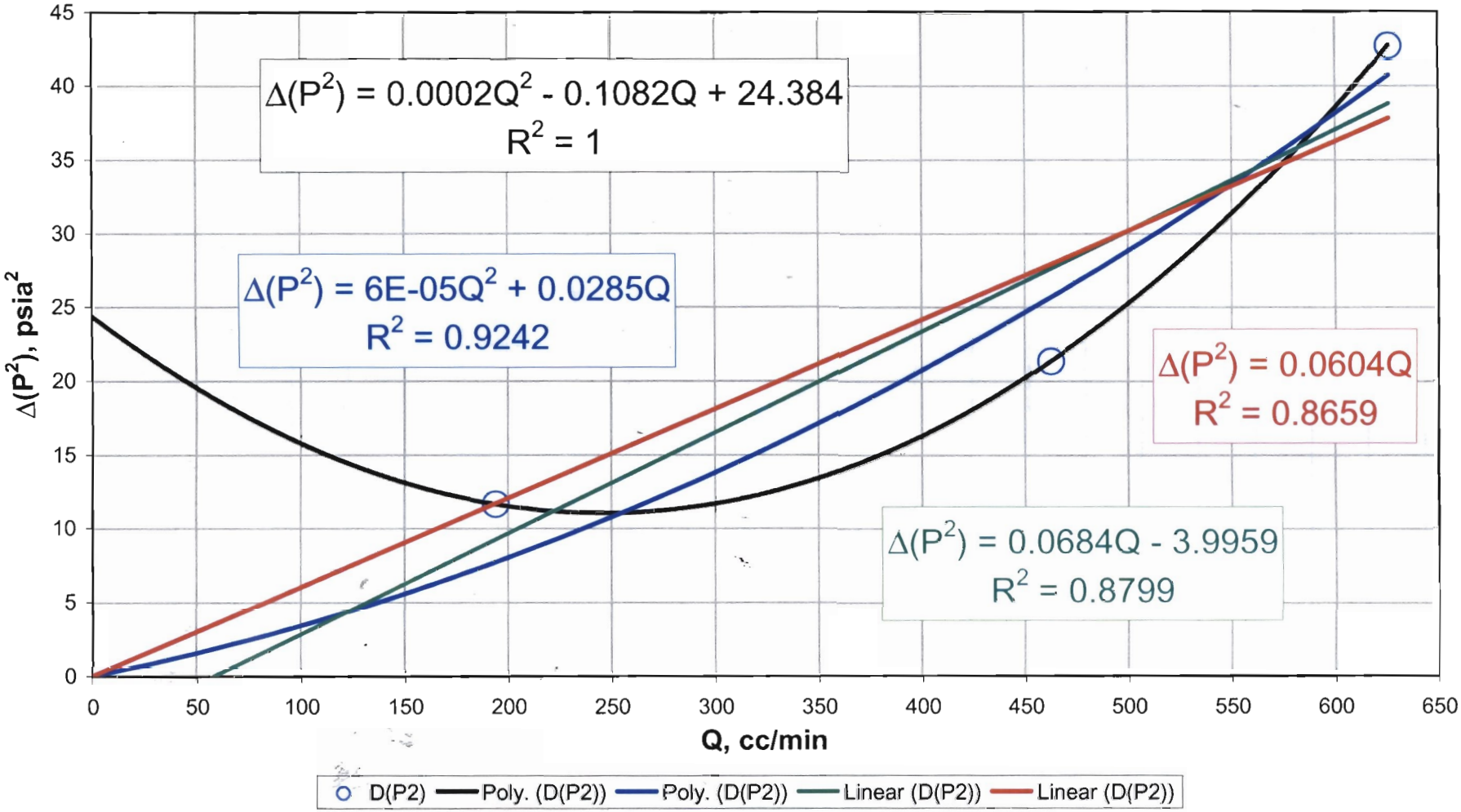

Log-Log plot of differential pressures squared vs. flowrate--used to identify the presence of high-velocity flow effects (when the slope is greater than unity)
V1 Transect: Drillhole 18

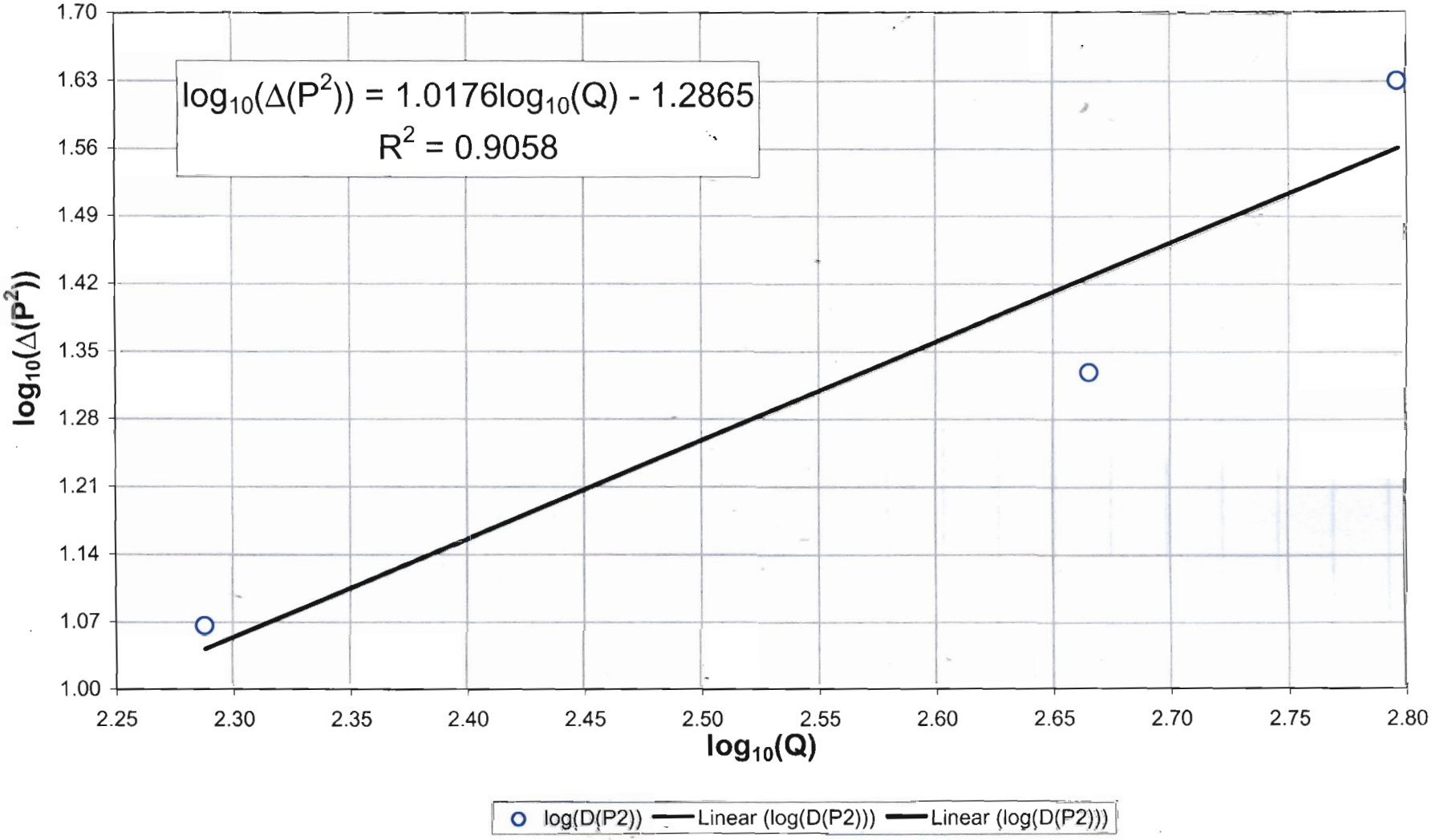

Run 01/27/03

Final check for high velocity flow effects:
High velocity flow effects are present when the slope is non-zero and positive.
V1 Transect: Drillhole 18

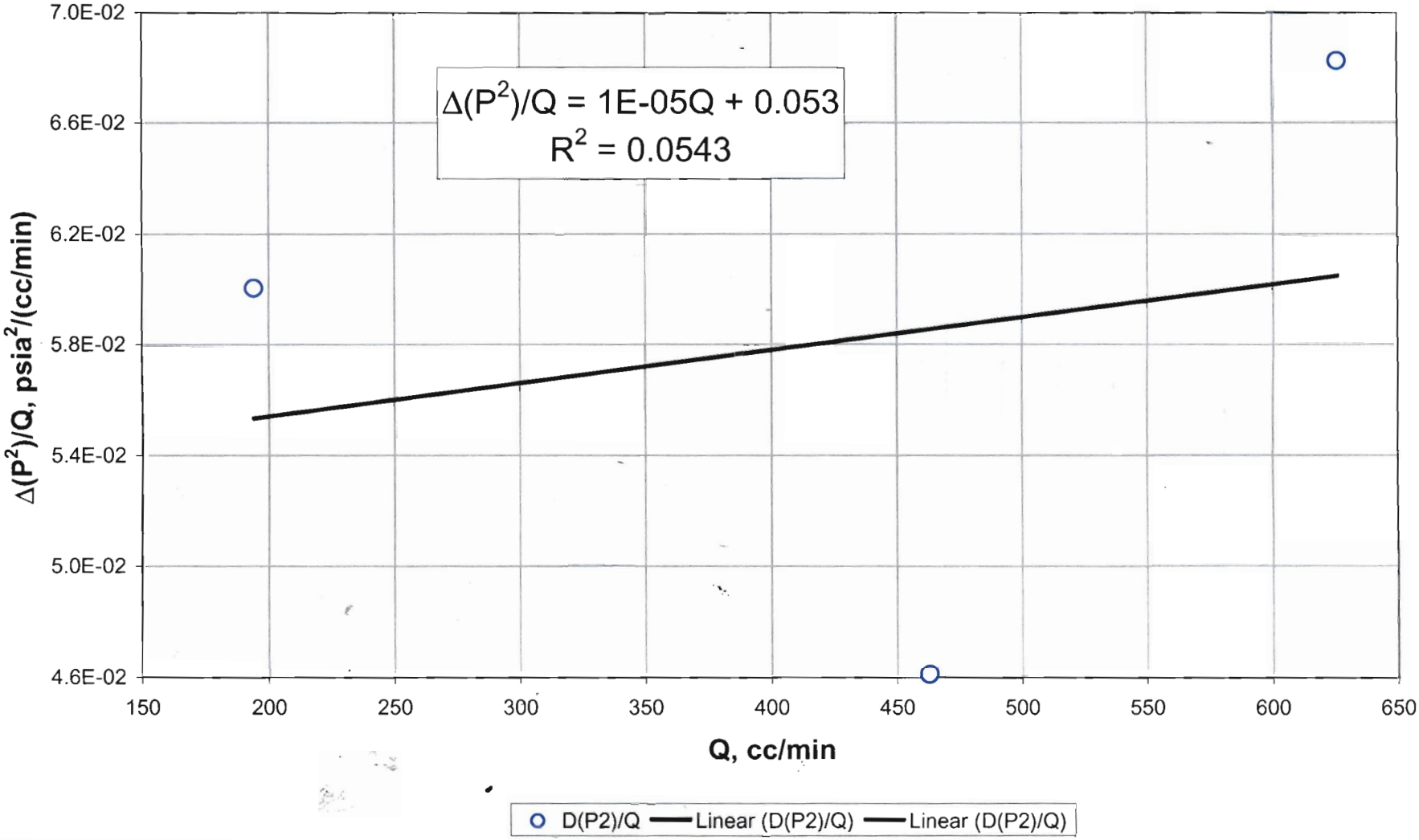

RNM, 01/23/03

Relationship between steady-state differential pressures squared and flowrate:
If relationship is linear, with the ordinate intercept nearly zero,
there is no high velocity flow effect.
V1 Transect: Drillhole 19

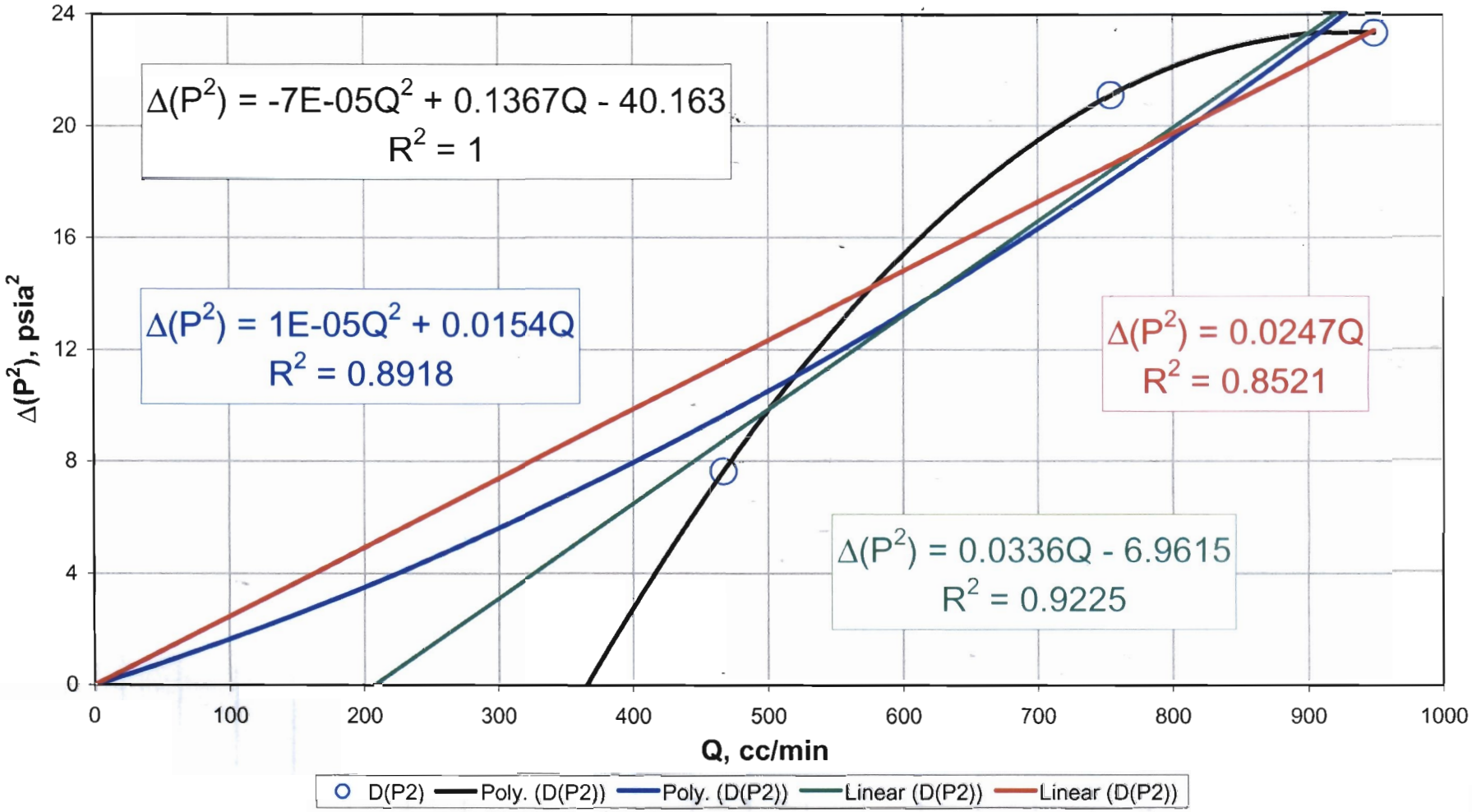

Run 01/13/03

Log-Log plot of differential pressures squared vs. flowrate--used to identify the presence of high-velocity flow effects (when the slope is greater than unity)
V1 Transect: Drillhole 19

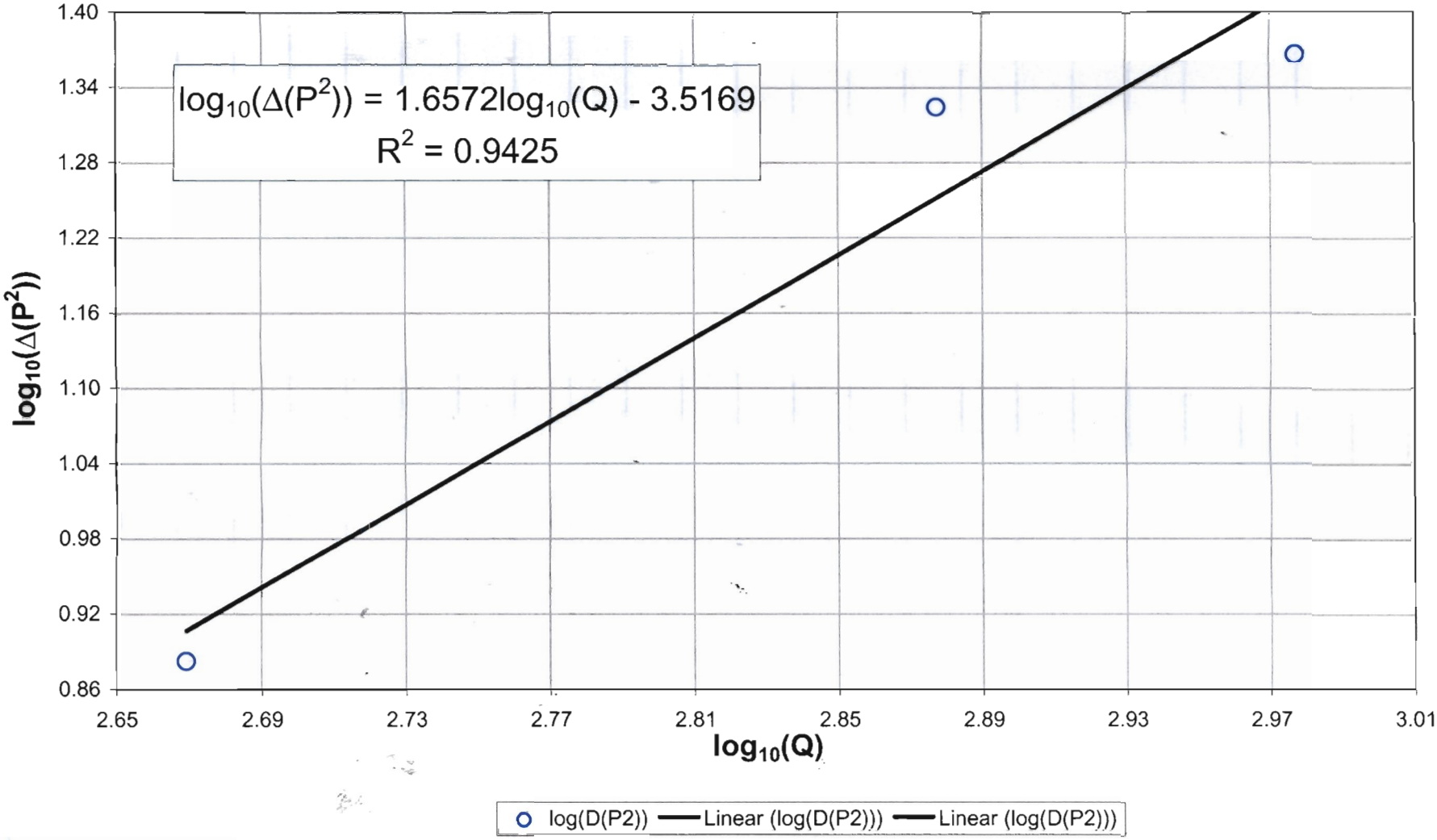

Run on 1/3/03

Final check for high velocity flow effects:
High velocity flow effects are present when the slope is non-zero and positive.
V1 Transect: Drillhole 19

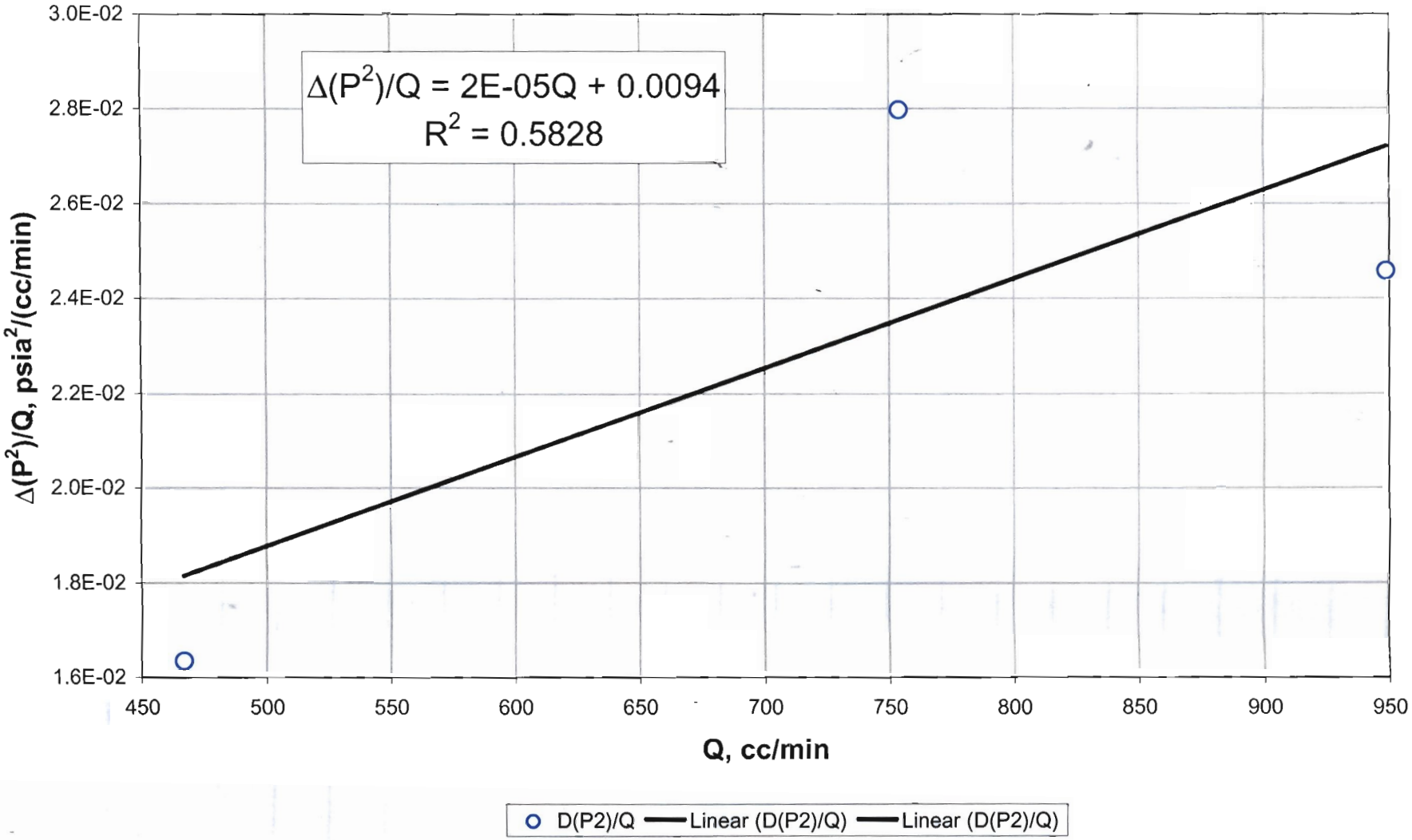

Relationship between steady-state differential pressures squared and flowrate:
If relationship is linear, with the ordinate intercept nearly zero,
there is no high velocity flow effect.
V1 Transect: Drillhole 20

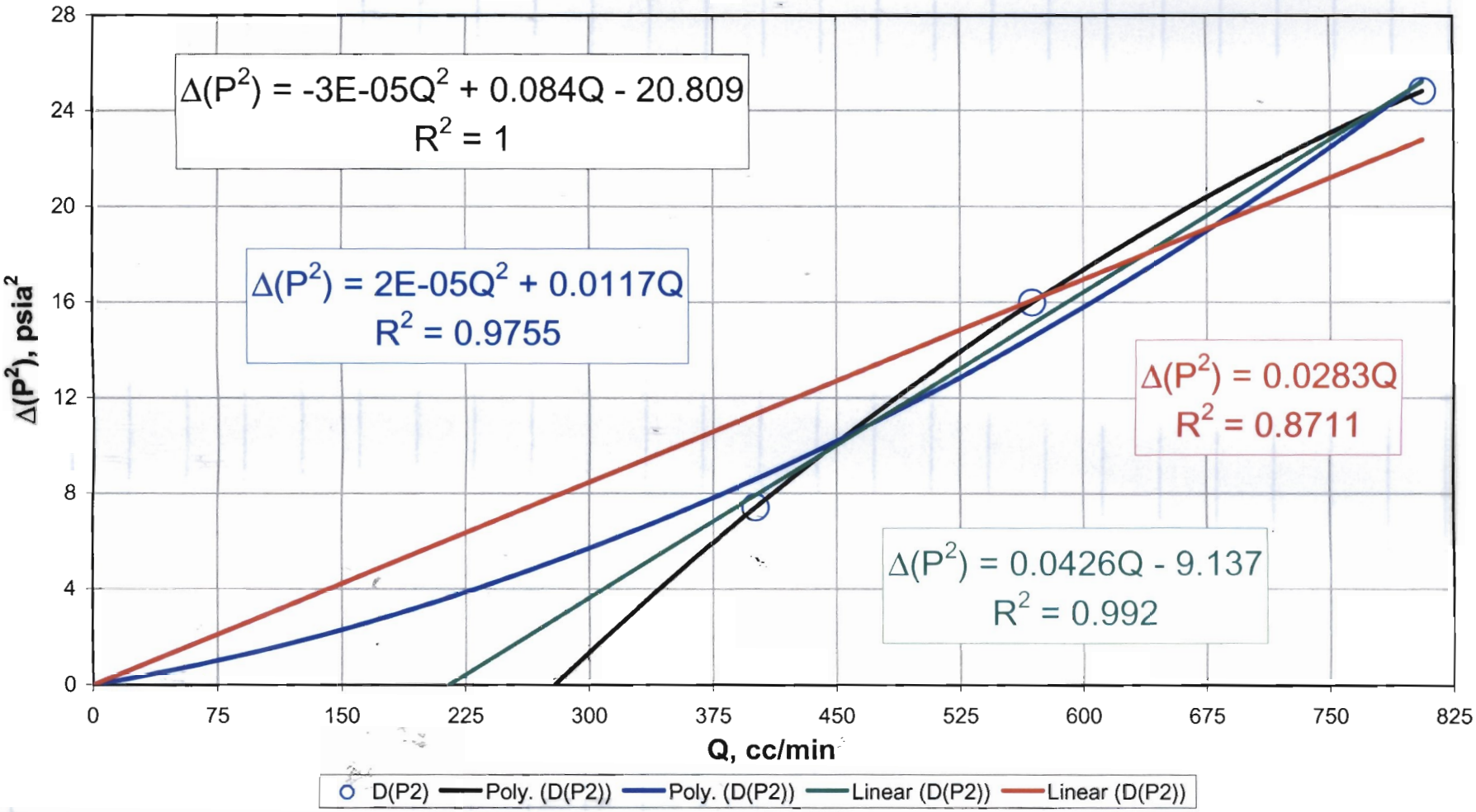

Log-Log plot of differential pressures squared vs. flowrate--used to identify the presence of high-velocity flow effects (when the slope is greater than unity)
V1 Transect: Drillhole 20

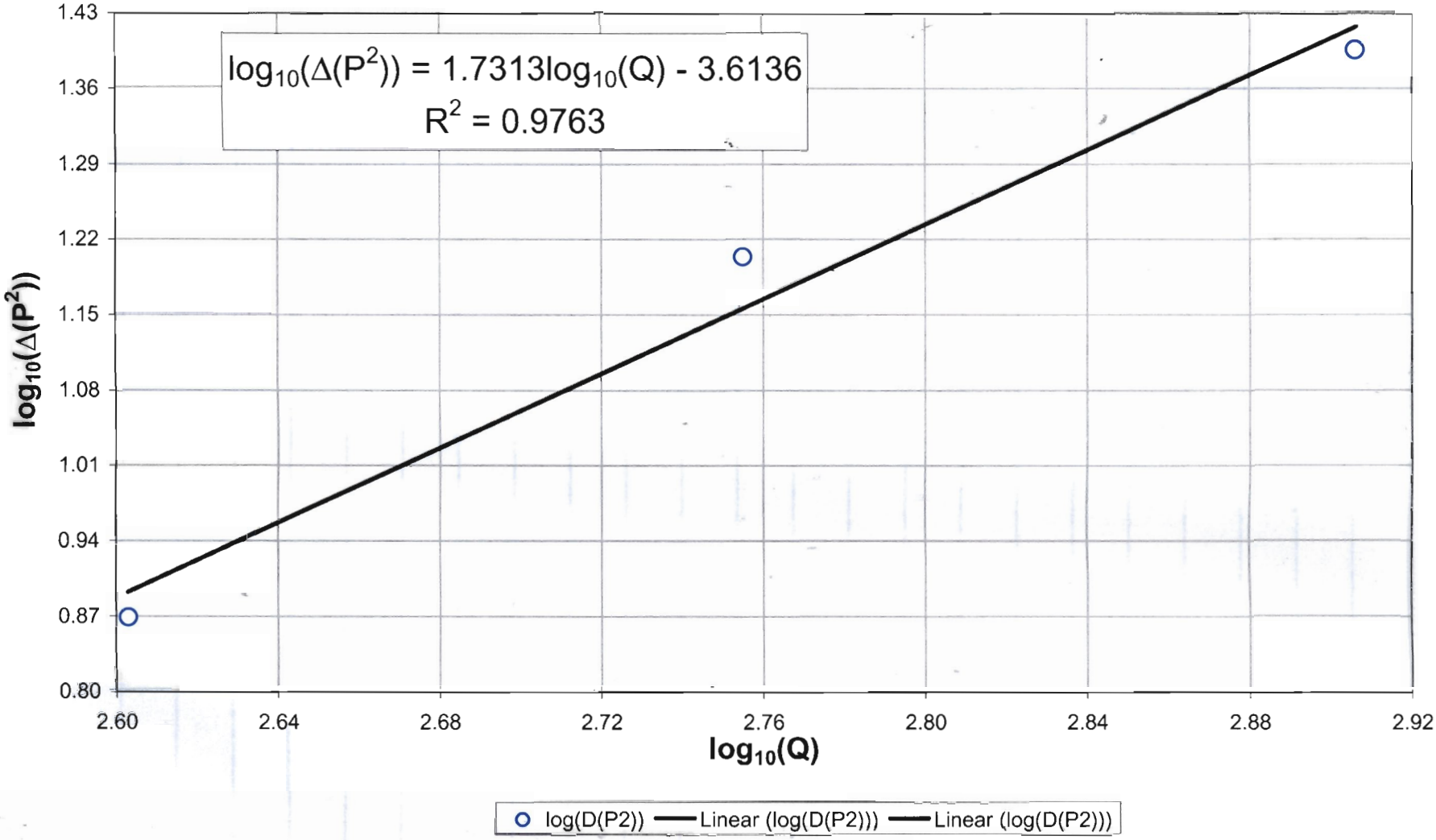

Final check for high velocity flow effects:
High velocity flow effects are present when the slope is non-zero and positive.
V1 Transect: Drillhole 20

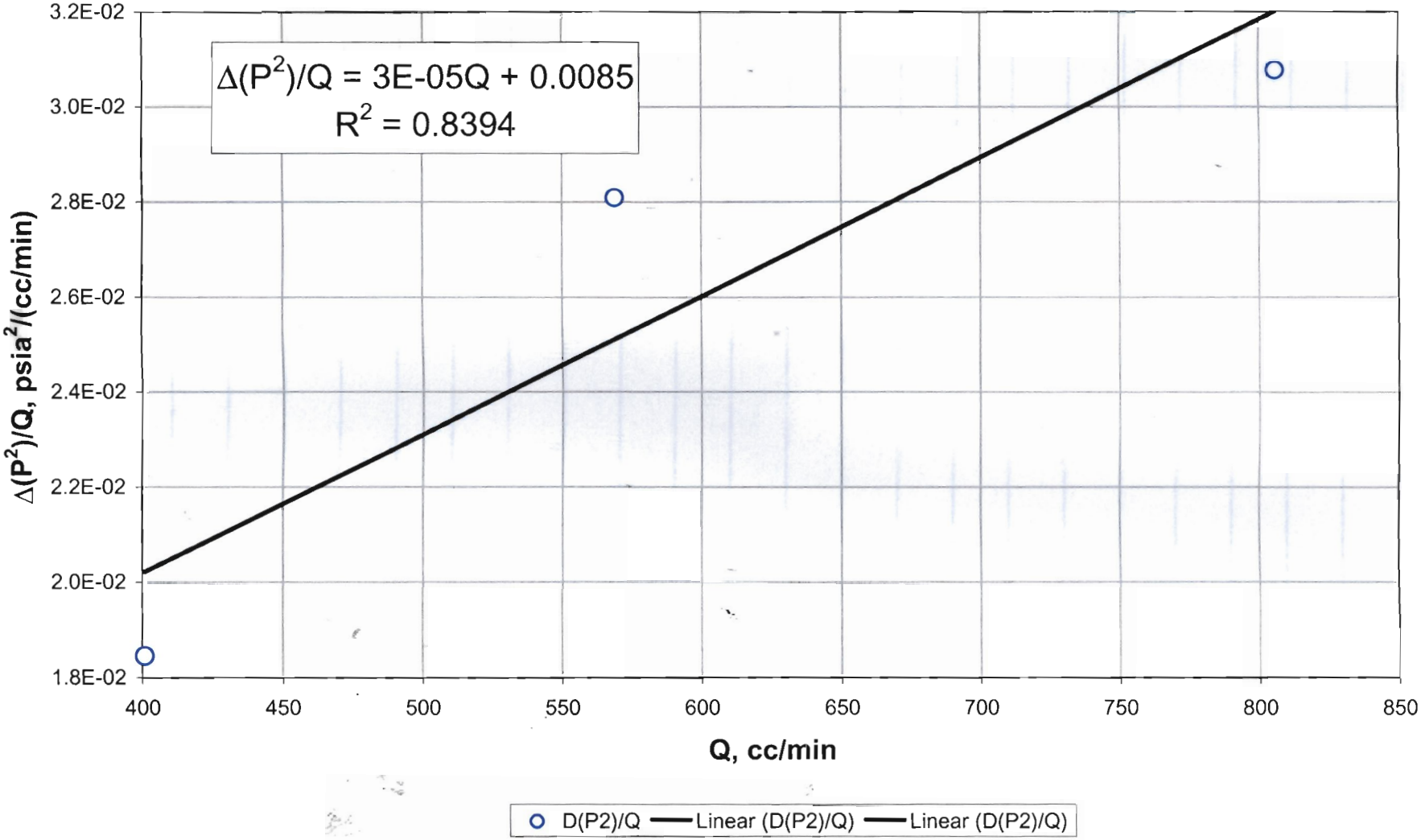

Run 01 03/05

Relationship between steady-state differential pressures squared and flowrate:
If relationship is linear, with the ordinate intercept nearly zero,
there is no high velocity flow effect.
V1 Transect: Drillhole 21

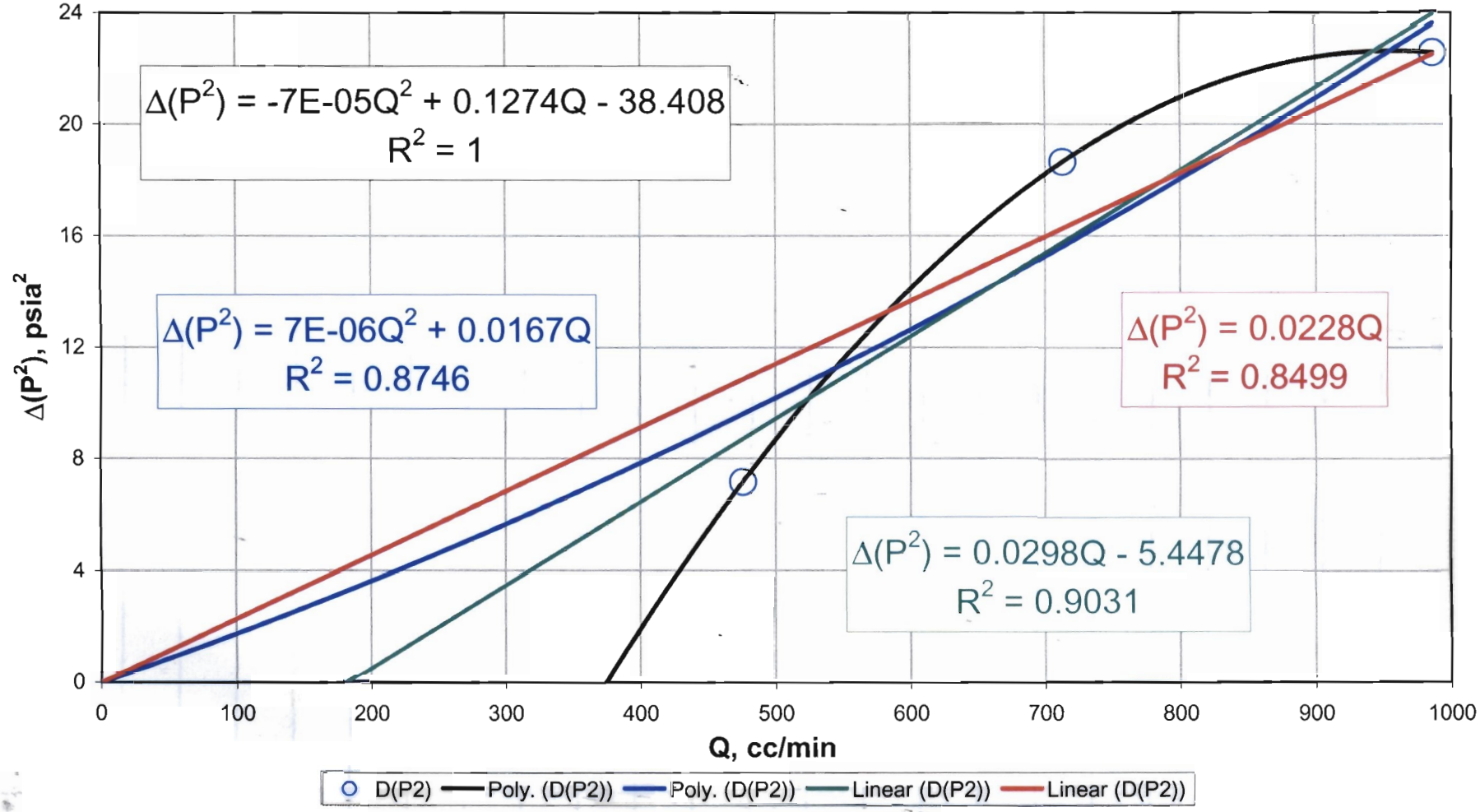

RWM 01/13/03

Log-Log plot of differential pressures squared vs. flowrate--used to identify the presence of high-velocity flow effects (when the slope is greater than unity)
V1 Transect: Drillhole 21

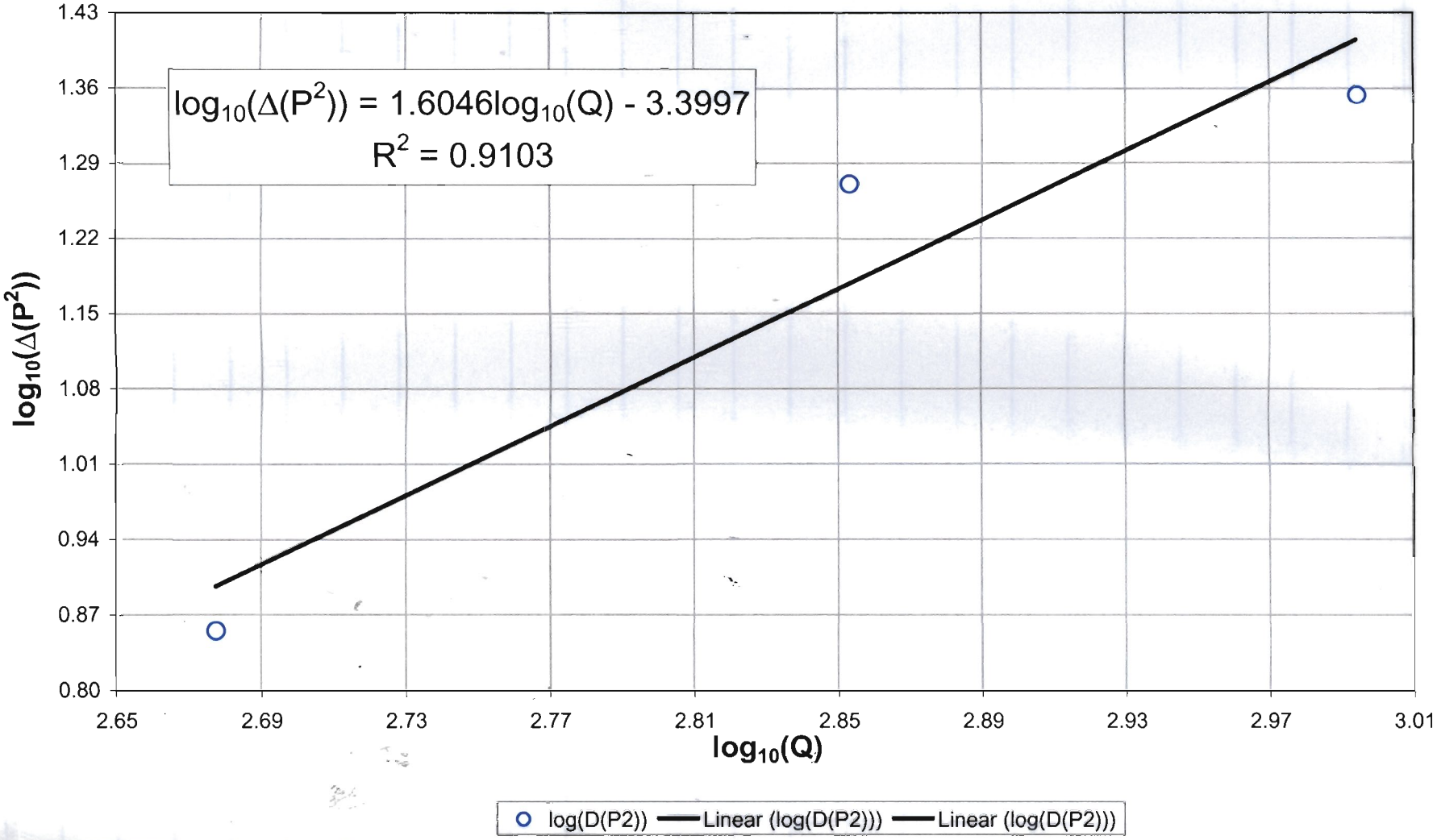

Run 9 12367

Final check for high velocity flow effects:
High velocity flow effects are present when the slope is non-zero and positive.
V1 Transect: Drillhole 21

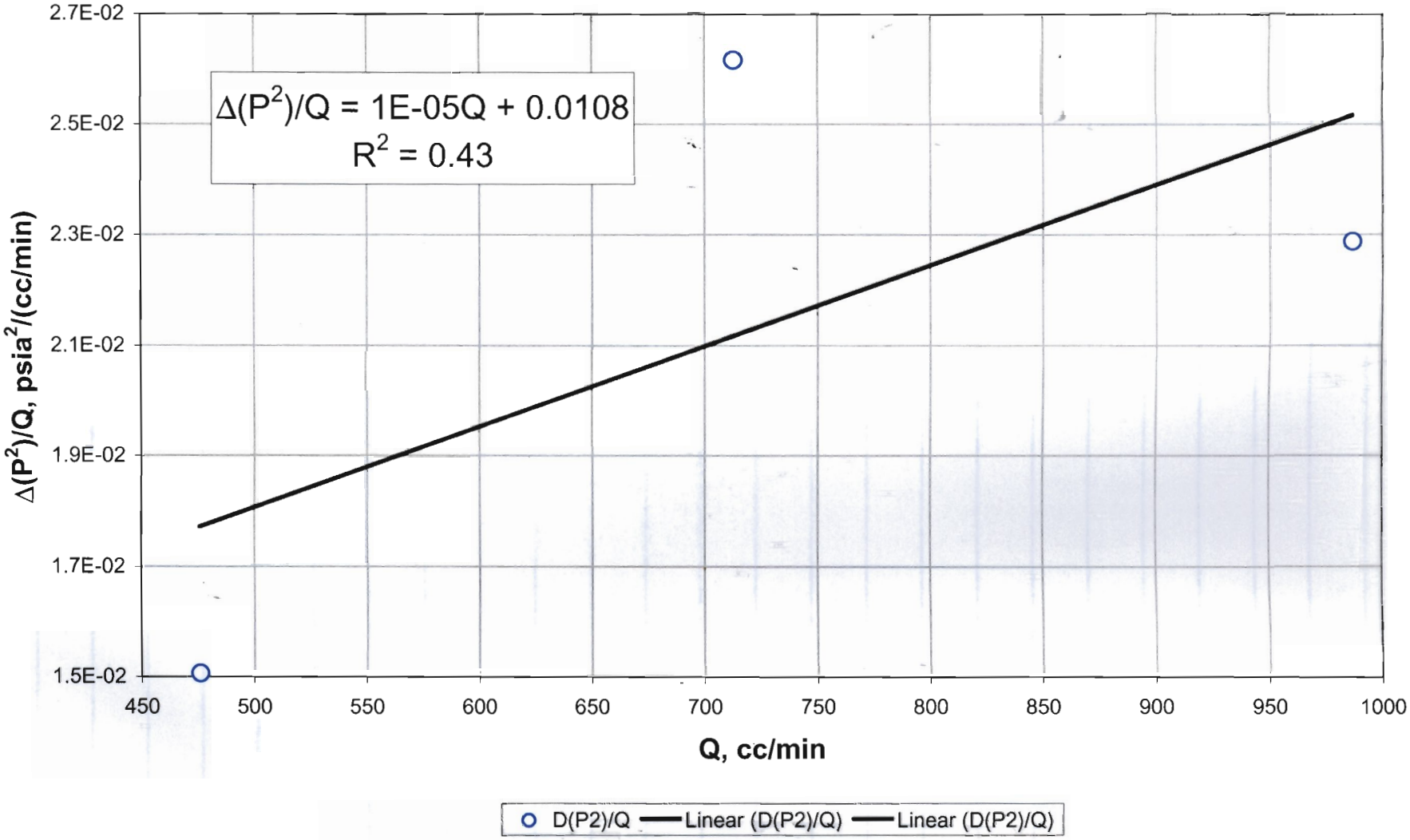

Relationship between steady-state differential pressures squared and flowrate:
If relationship is linear, with the ordinate intercept nearly zero,
there is no high velocity flow effect.
V1 Transect: Drillhole 22

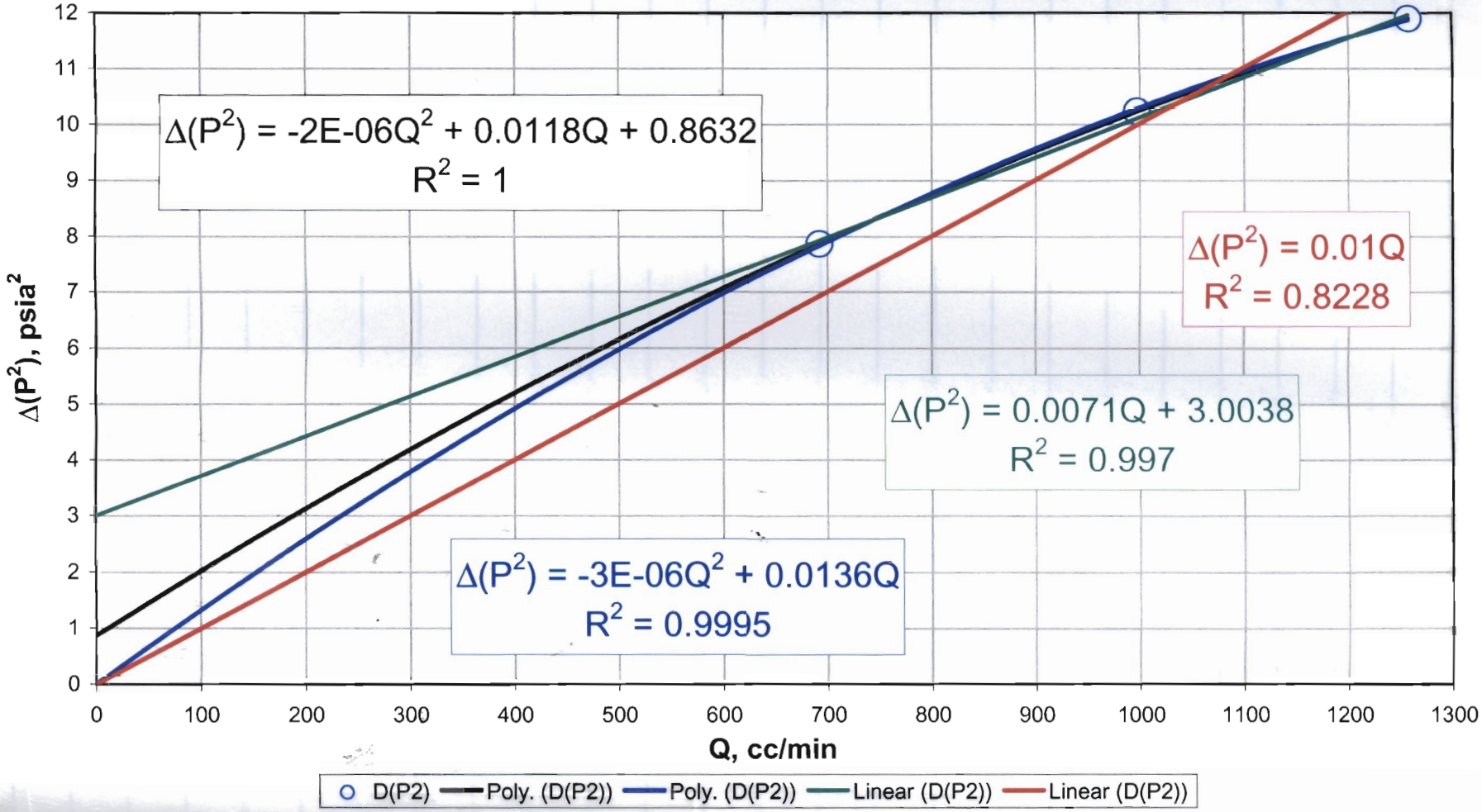

Log-Log plot of differential pressures squared vs. flowrate--used to identify the presence of high-velocity flow effects (when the slope is greater than unity)
V1 Transect: Drillhole 22

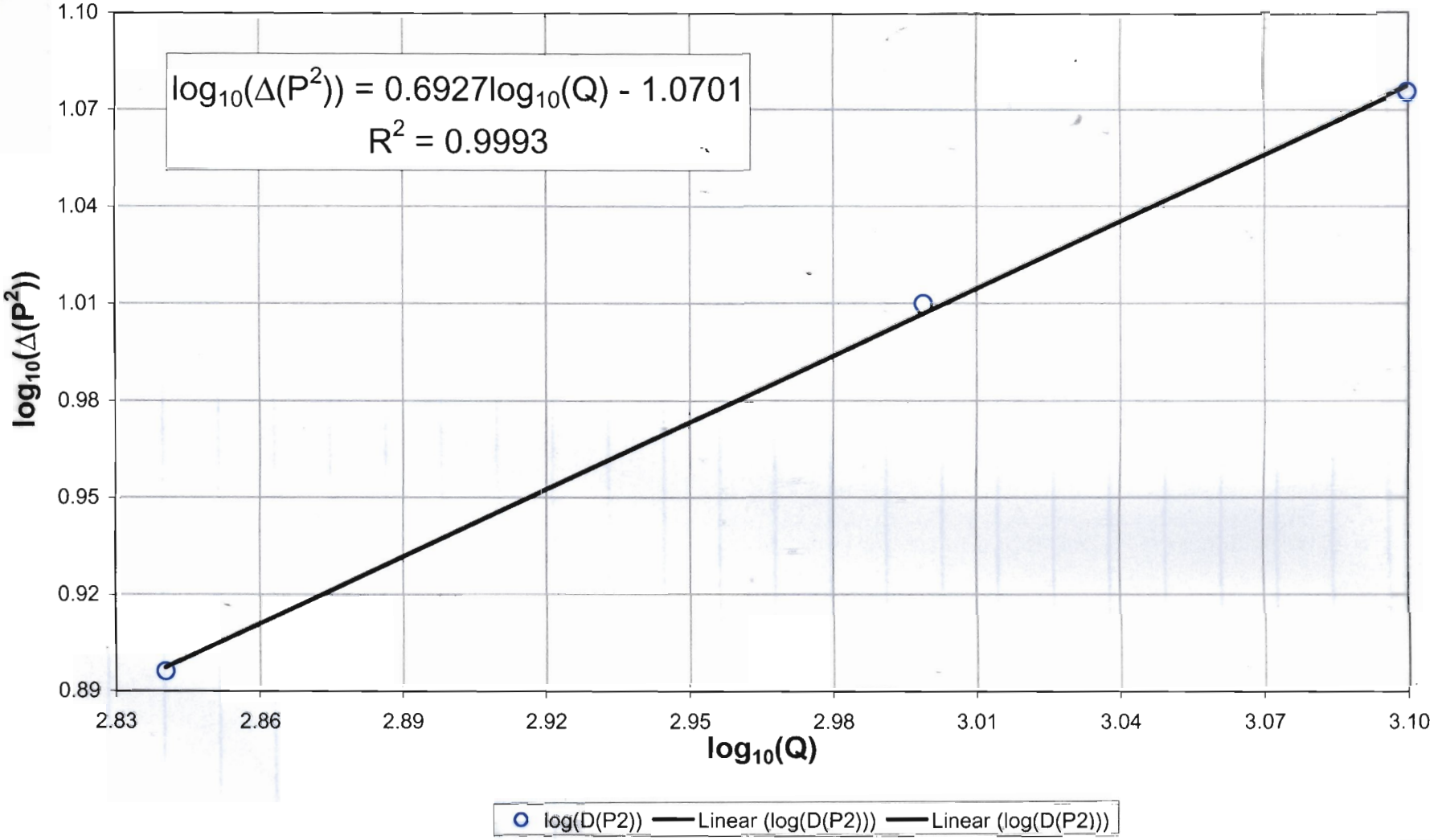

Run 01187107

Final check for high velocity flow effects:
High velocity flow effects are present when the slope is non-zero and positive.
V1 Transect: Drillhole 22

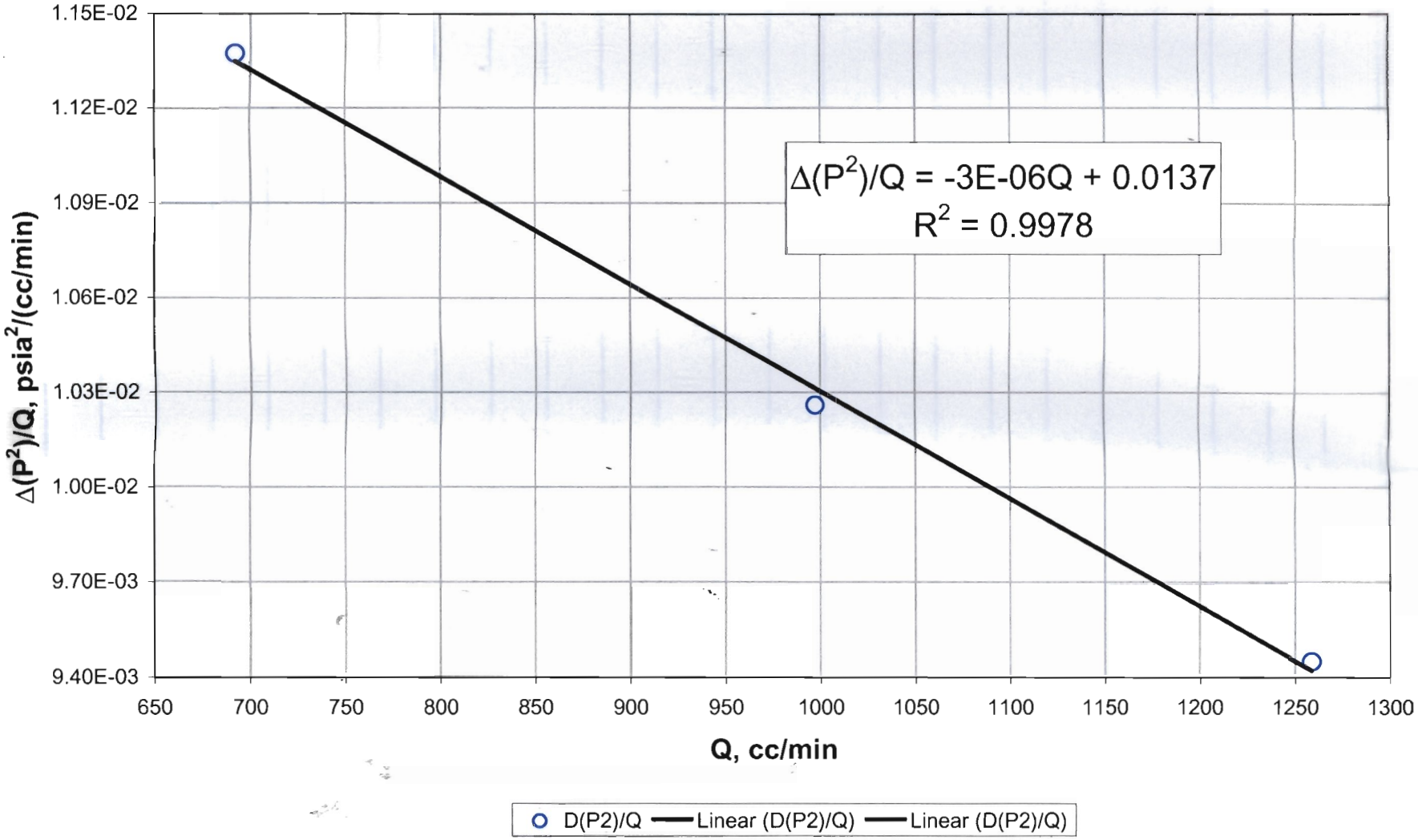

Rwm, 01/22/03

Relationship between steady-state differential pressures squared and flowrate:
If relationship is linear, with the ordinate intercept nearly zero,
there is no high velocity flow effect.
V1 Transect: Drillhole 23

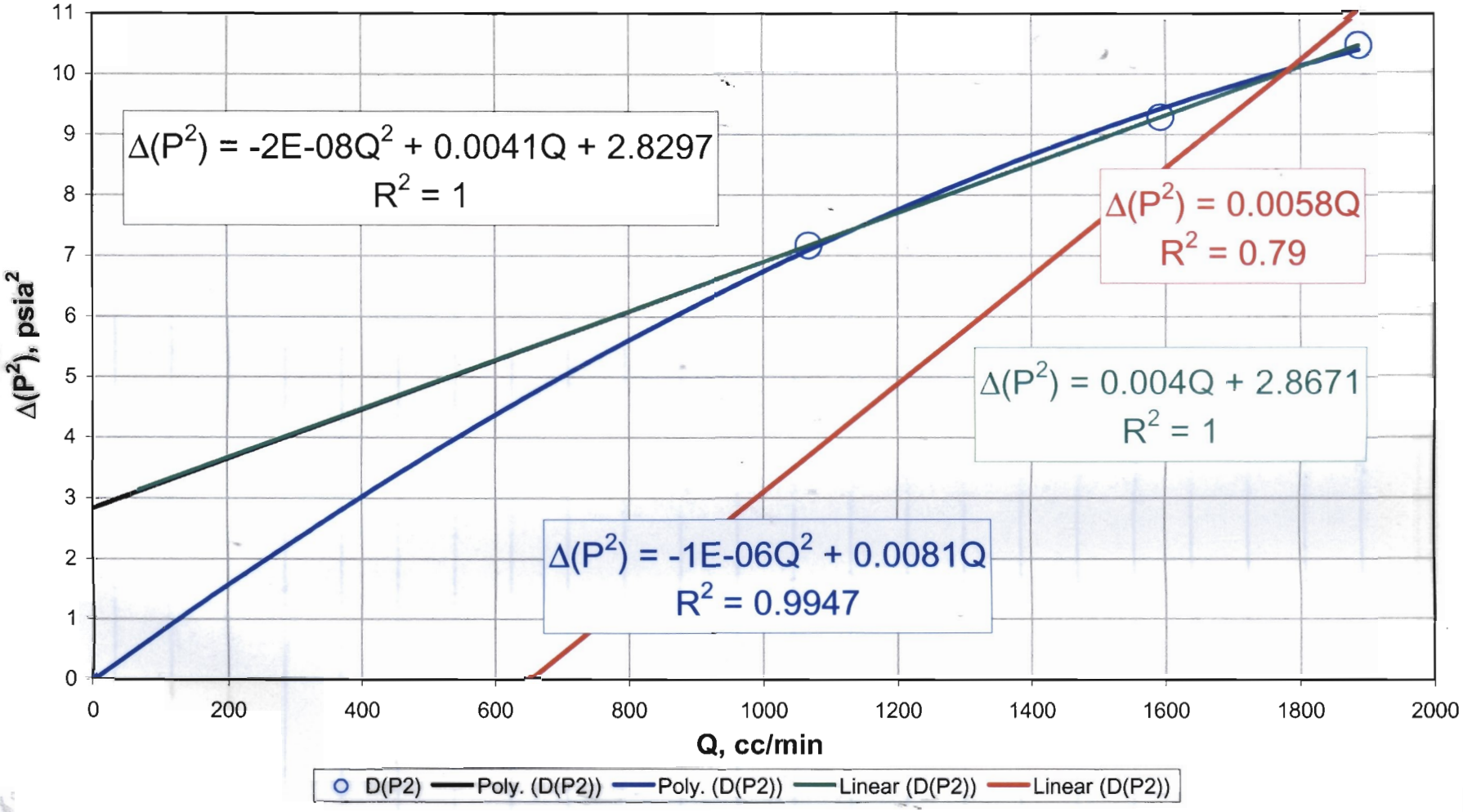

Log-Log plot of differential pressures squared vs. flowrate--used to identify the presence of high-velocity flow effects (when the slope is greater than unity)
V1 Transect: Drillhole 23

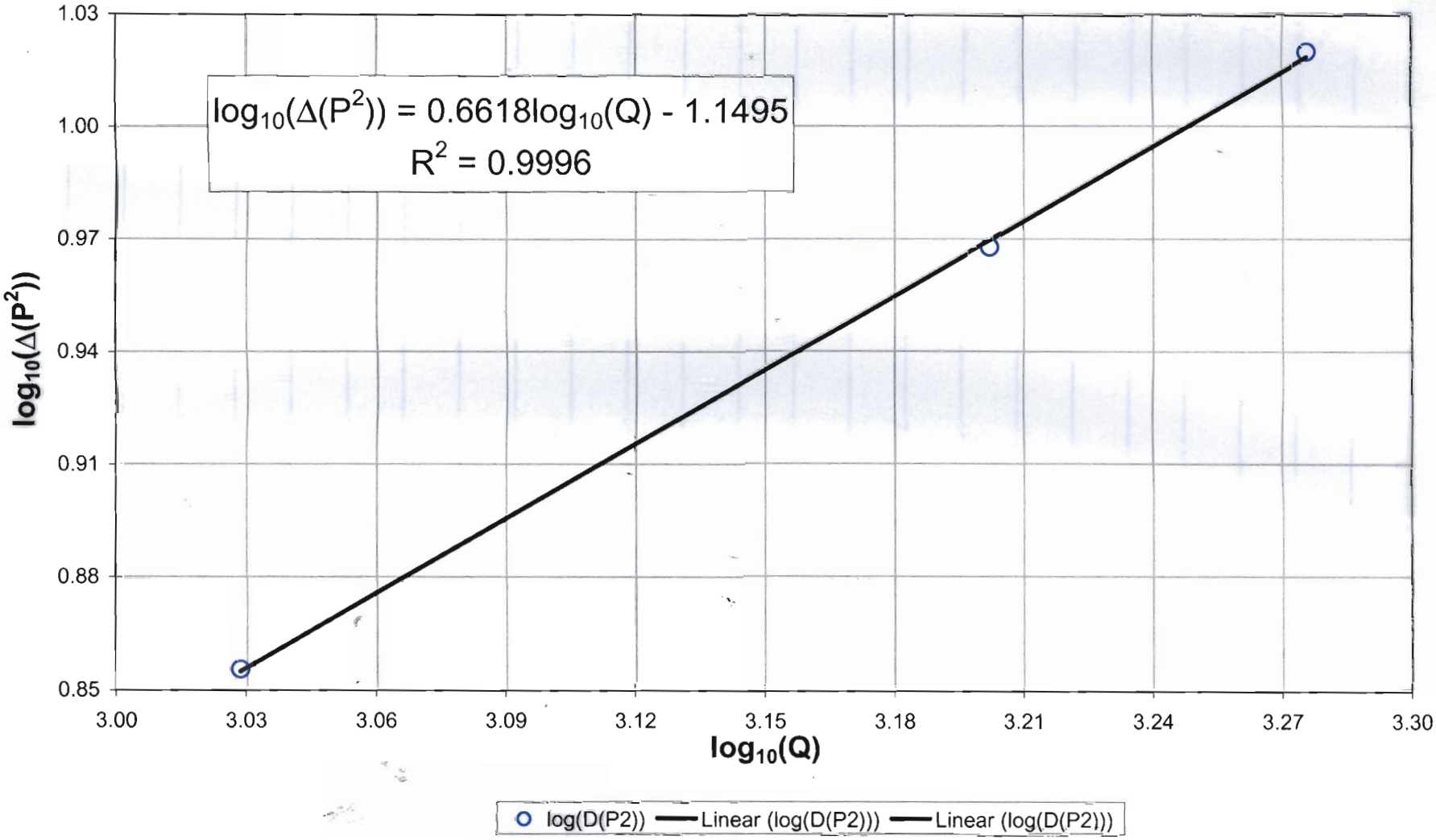

Run, 01/13/03

Final check for high velocity flow effects:
High velocity flow effects are present when the slope is non-zero and positive.
V1 Transect: Drillhole 23

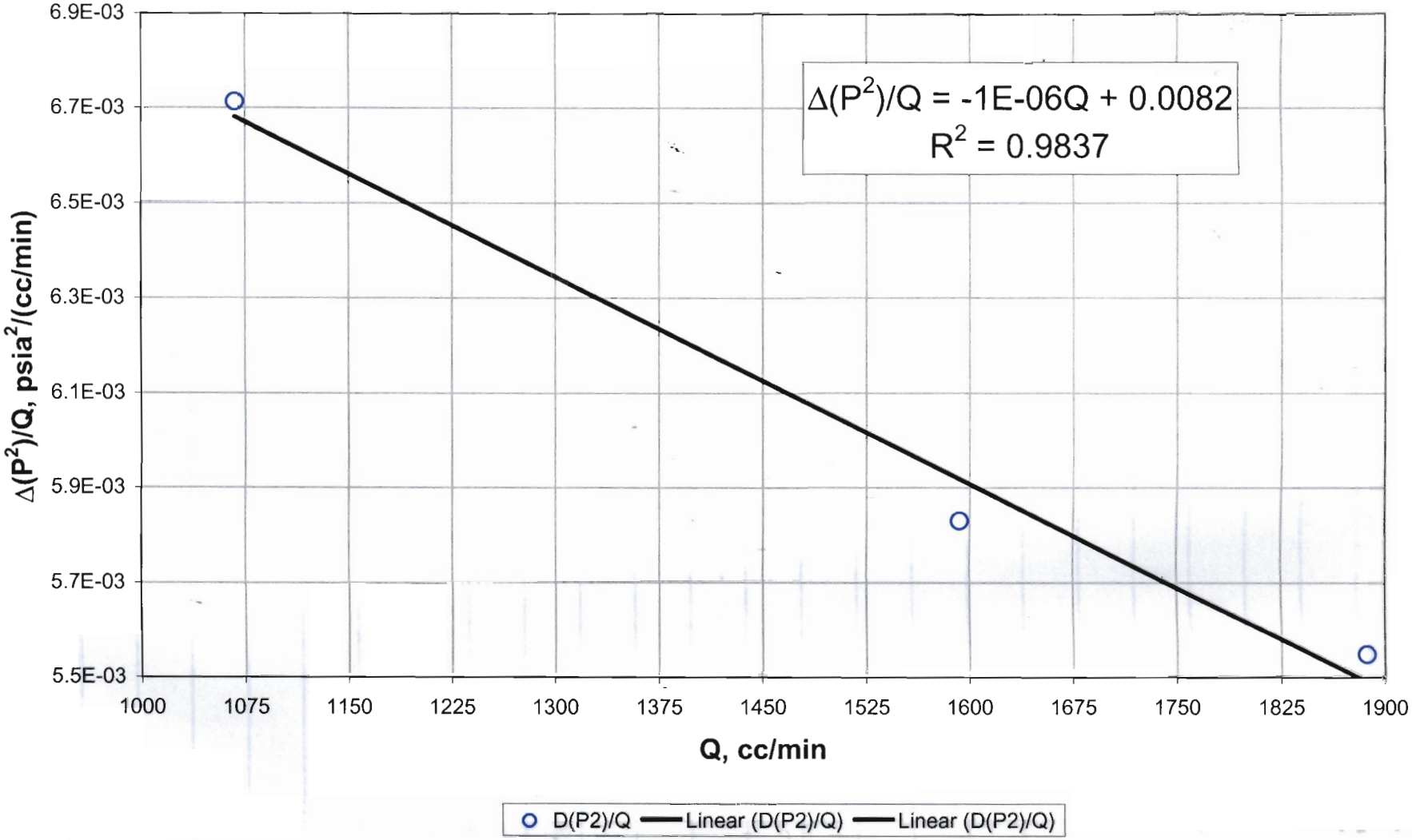

RWM, 01/28/03

Relationship between steady-state differential pressures squared and flowrate:
If relationship is linear, with the ordinate intercept nearly zero,
there is no high velocity flow effect.
V1 Transect: Drillhole 26

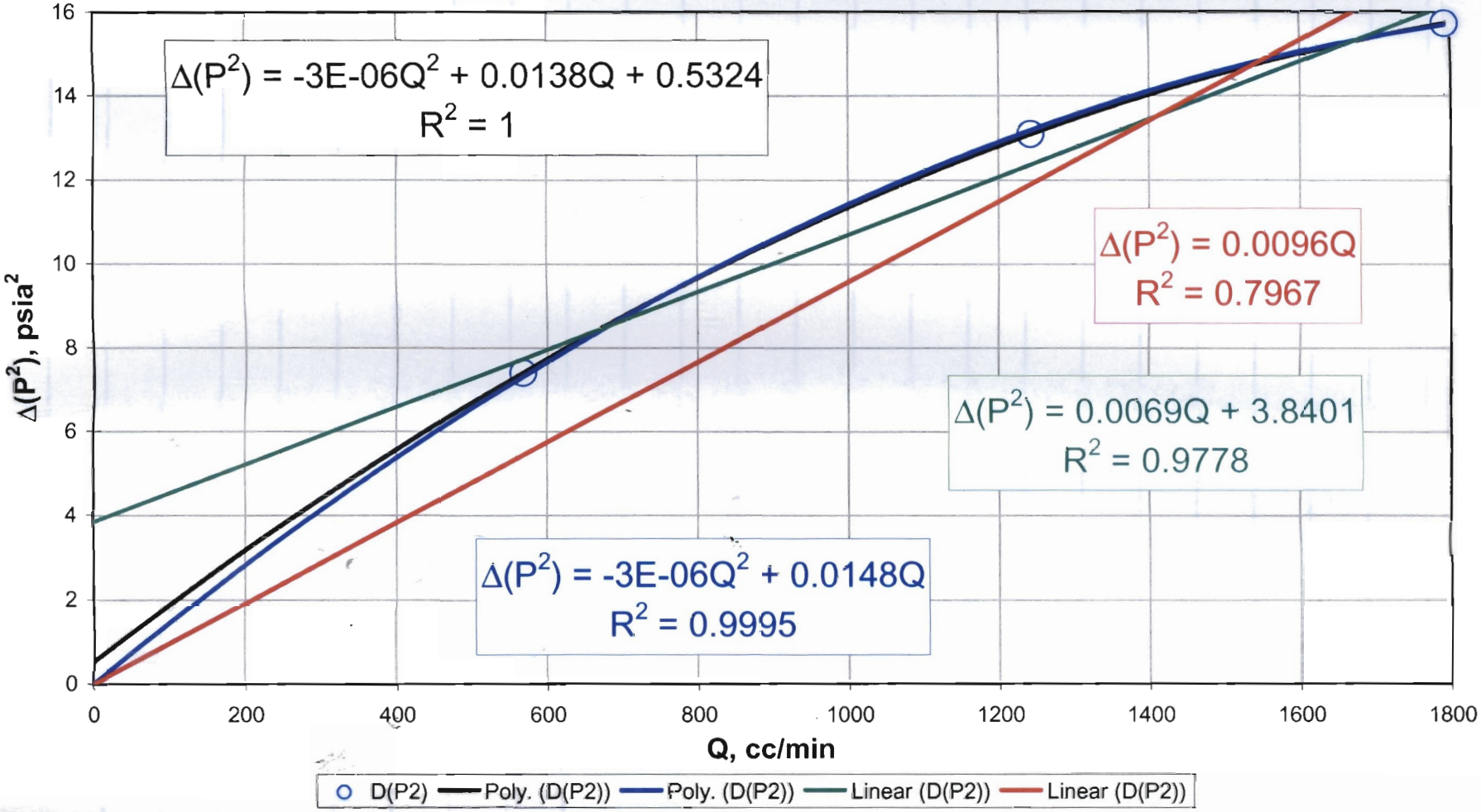

Log-Log plot of differential pressures squared vs. flowrate--used to identify the presence of high-velocity flow effects (when the slope is greater than unity)
V1 Transect: Drillhole 26

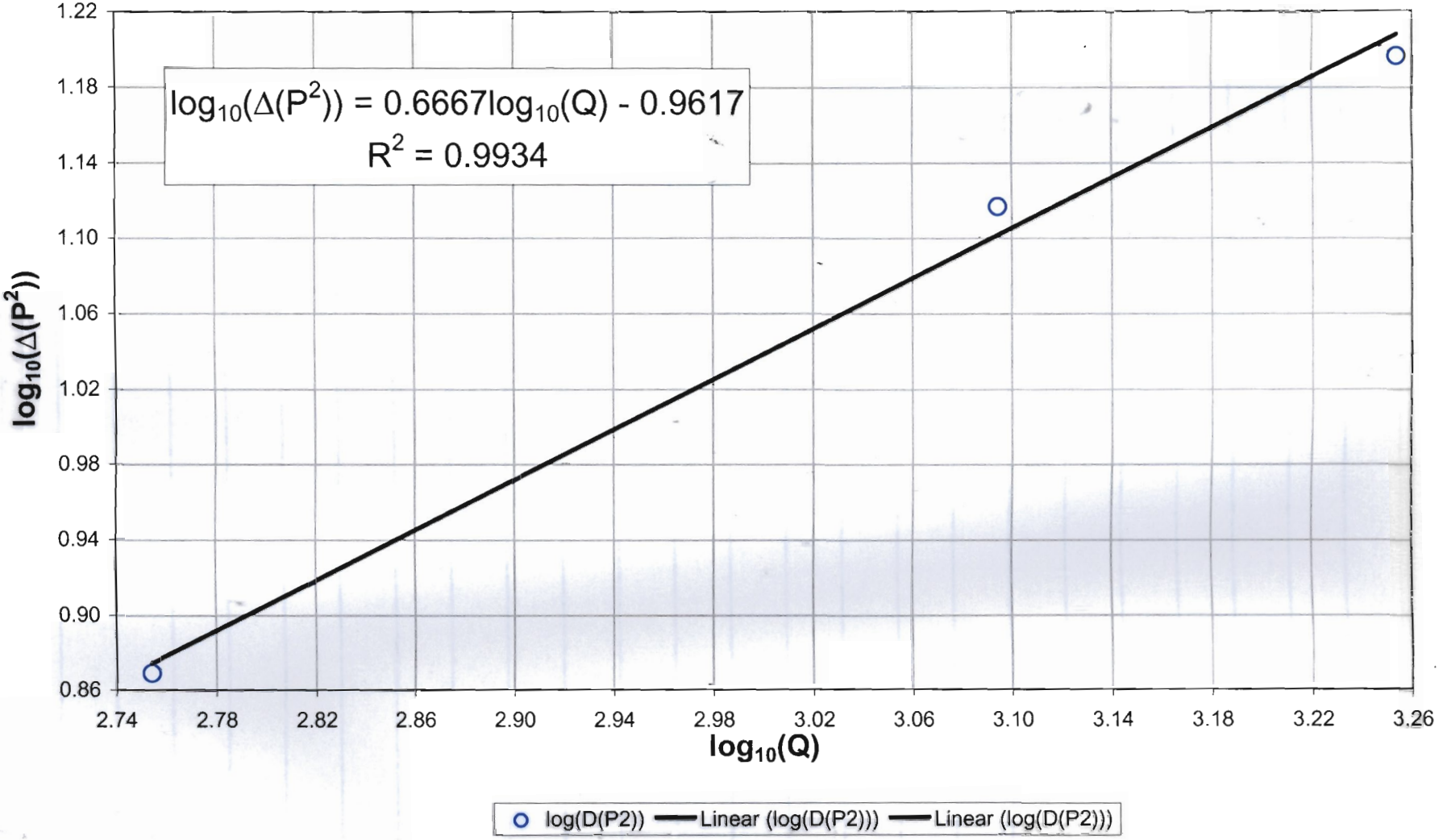

RWM, 01/03/03

Final check for high velocity flow effects:
High velocity flow effects are present when the slope is non-zero and positive.
V1 Transect: Drillhole 26

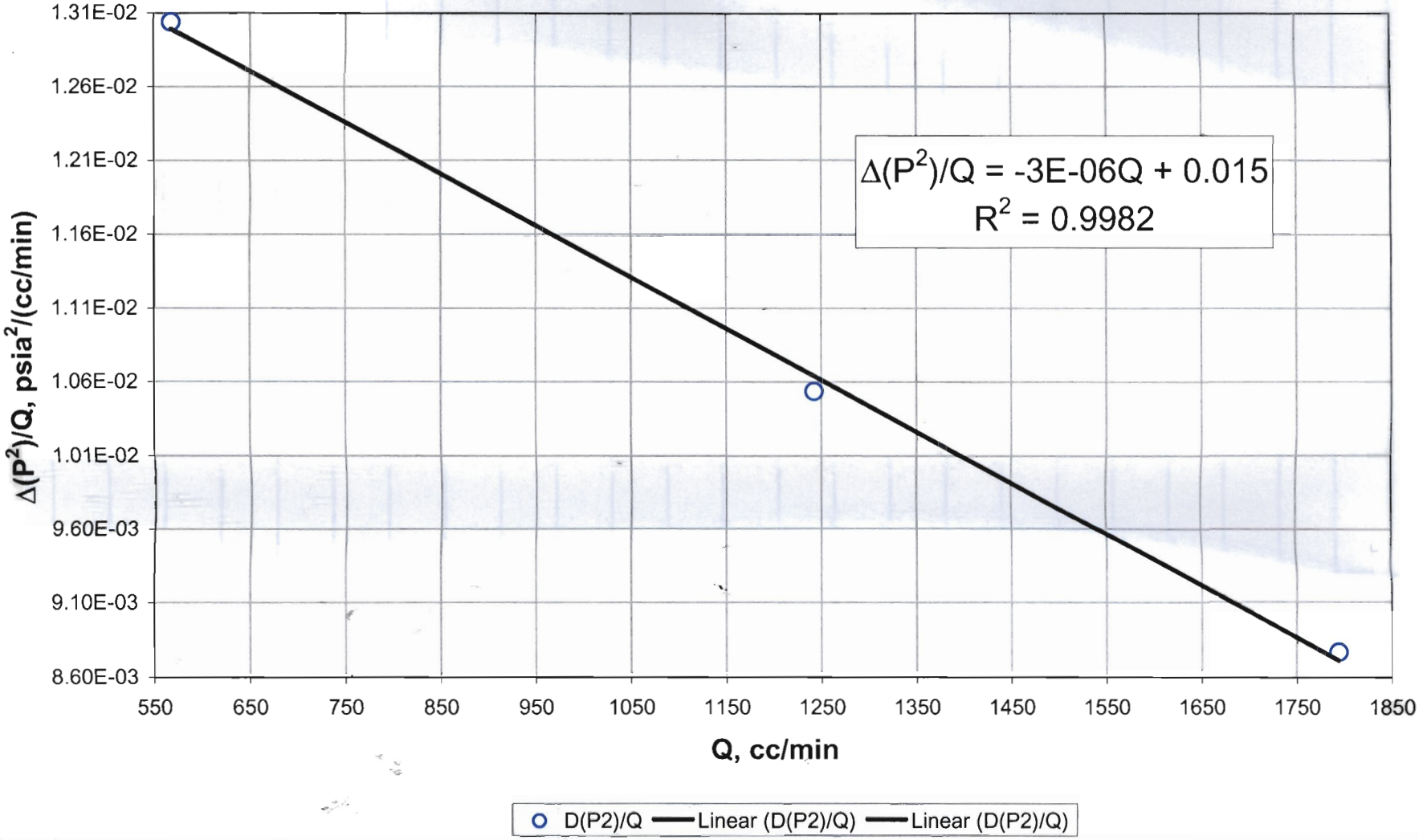

Qm, 01/23/03

Relationship between steady-state differential pressures squared and flowrate:
If relationship is linear, with the ordinate intercept nearly zero,
there is no high velocity flow effect.
V1 Transect: Drillhole 27

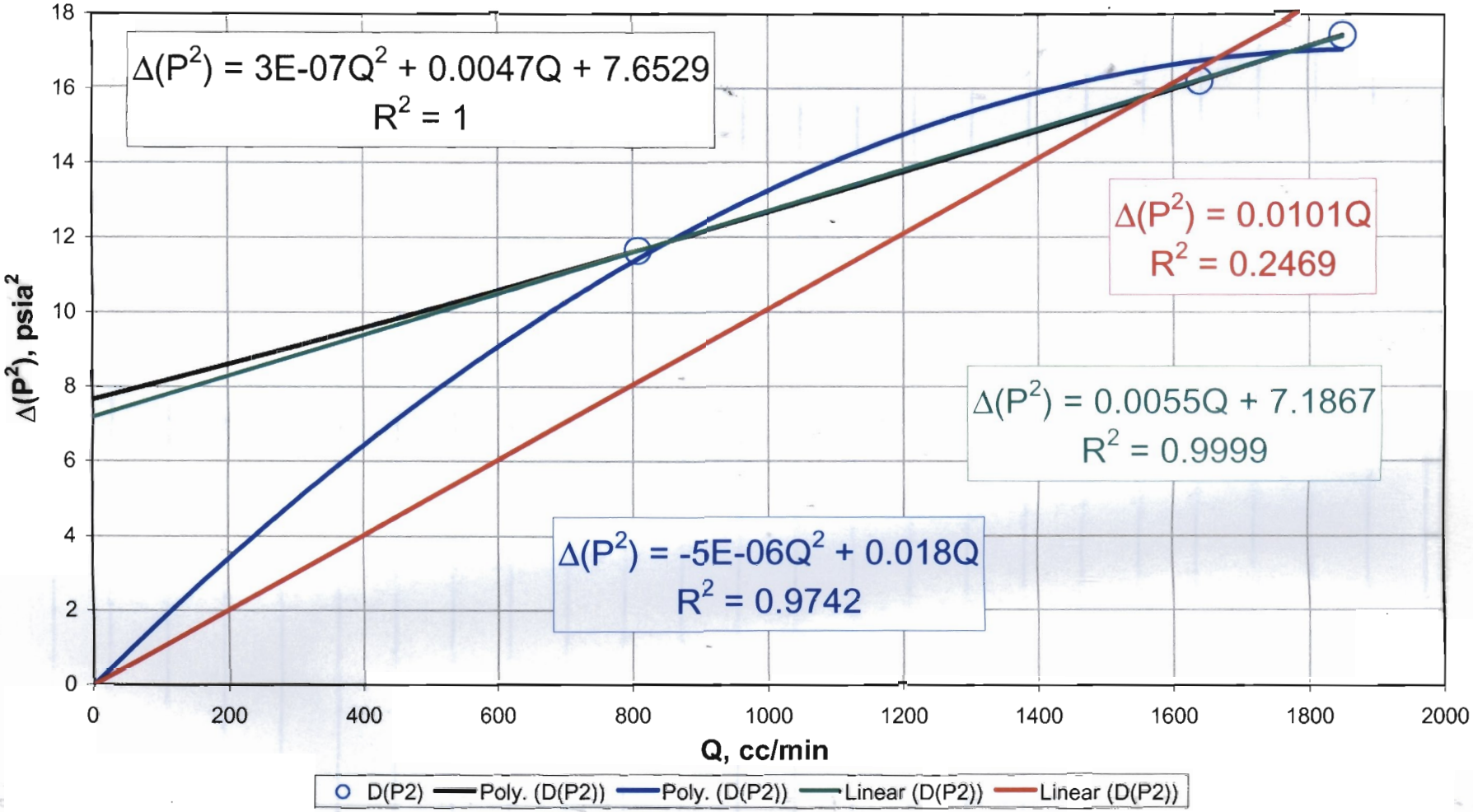

Run, on 1/23/05

Log-Log plot of differential pressures squared vs. flowrate--used to identify the presence of high-velocity flow effects (when the slope is greater than unity)
V1 Transect: Drillhole 27

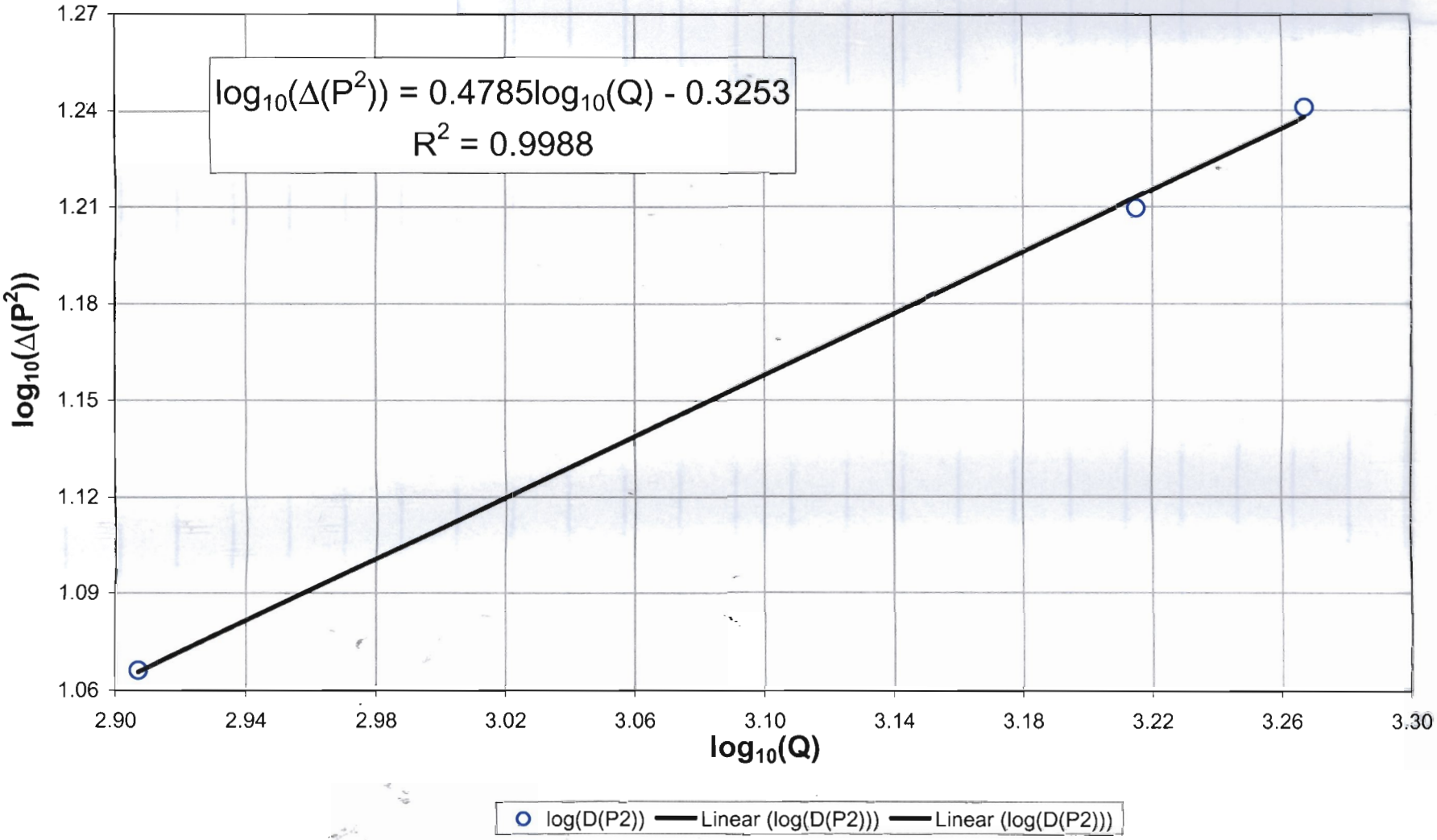

Run 01 log2

Final check for high velocity flow effects:
High velocity flow effects are present when the slope is non-zero and positive.
V1 Transect: Drillhole 27

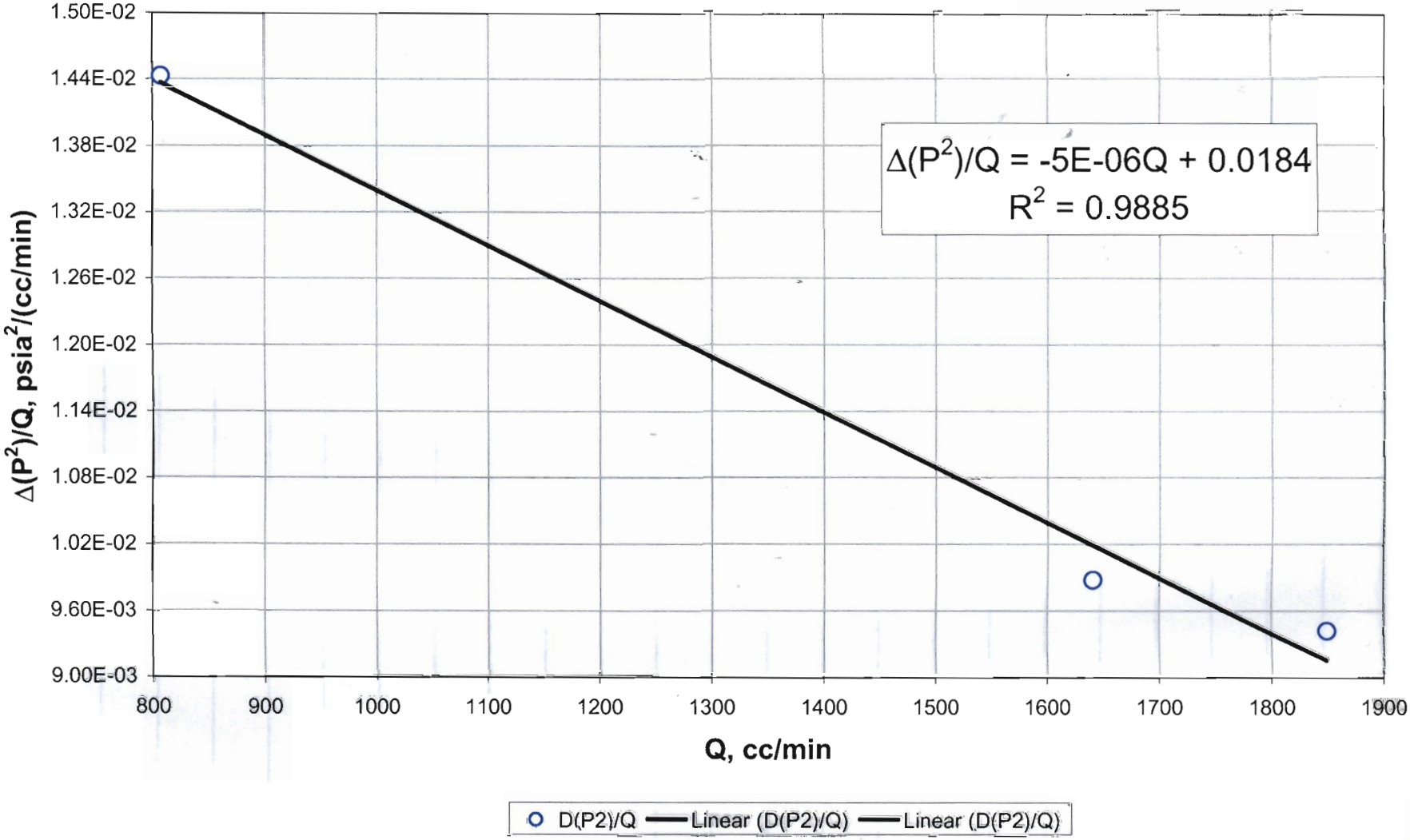

Relationship between steady-state differential pressures squared and flowrate:
If relationship is linear, with the ordinate intercept nearly zero,
there is no high velocity flow effect.
V1 Transect: Drillhole 28

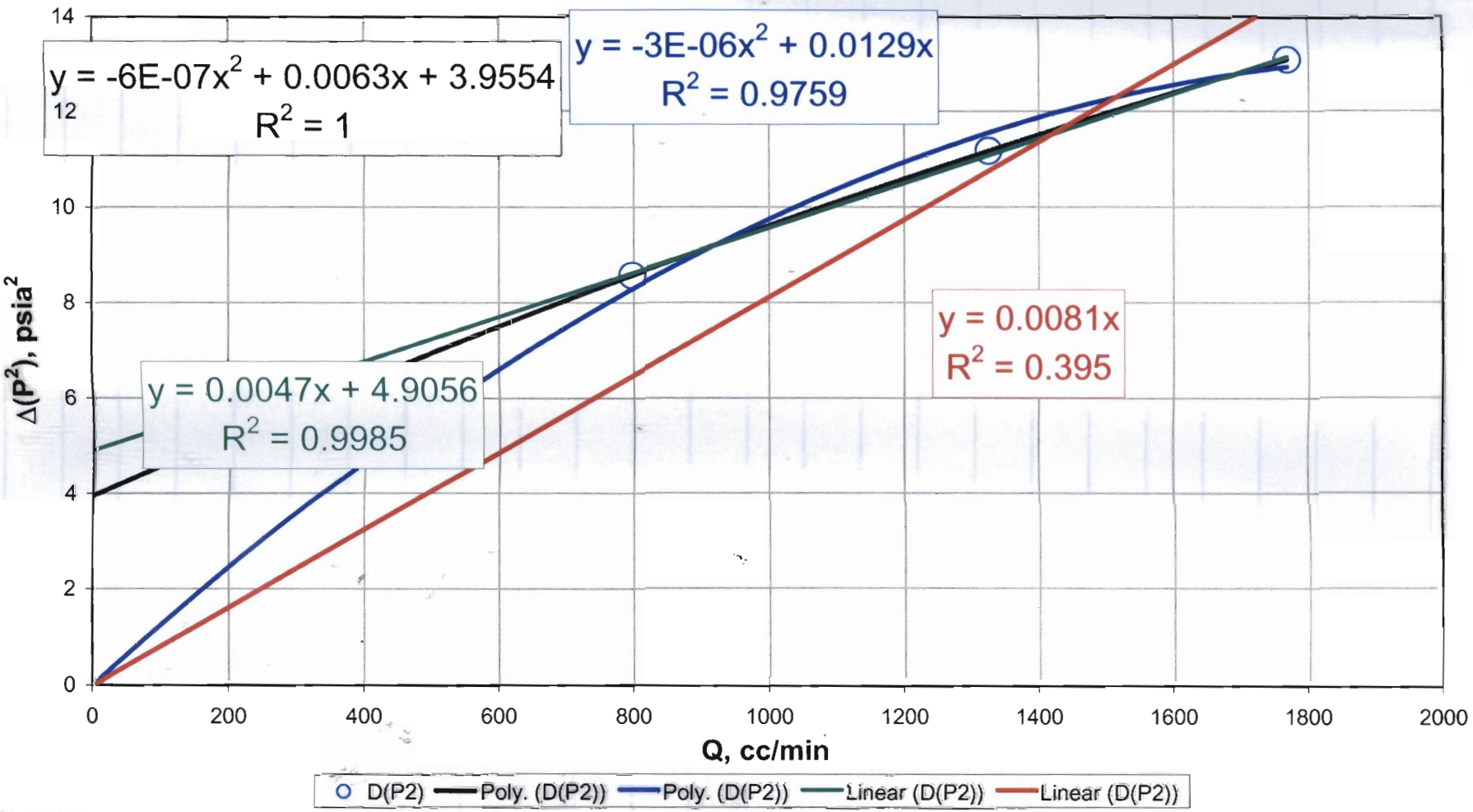

Rum, 01/23/07

Log-Log plot of differential pressures squared vs. flowrate--used to identify the presence of high-velocity flow effects (when the slope is greater than unity)
V1 Transect: Drillhole 28

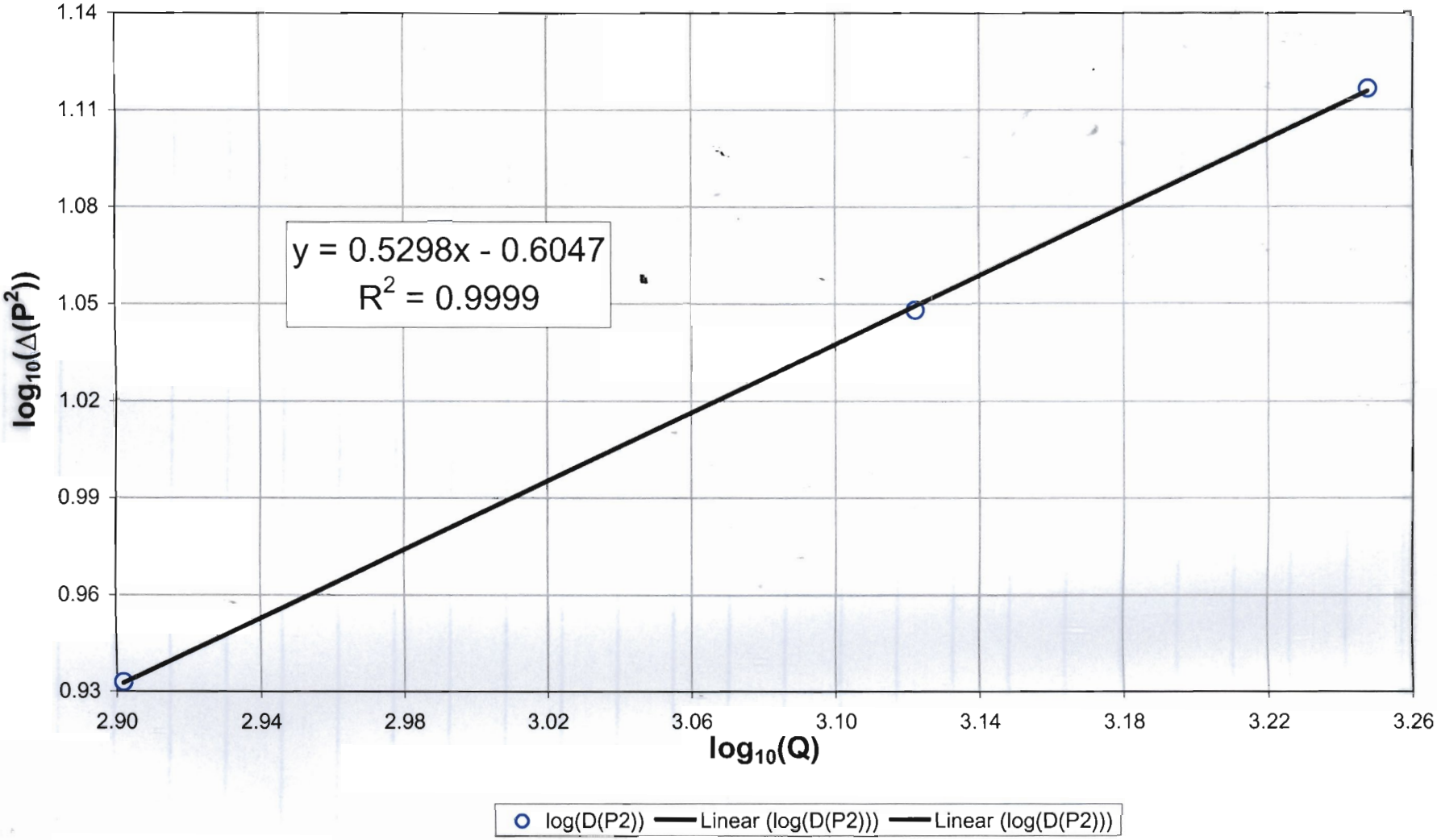

Run 01 03/03

Final check for high velocity flow effects:
High velocity flow effects are present when the slope is non-zero and positive.
V1 Transect: Drillhole 28

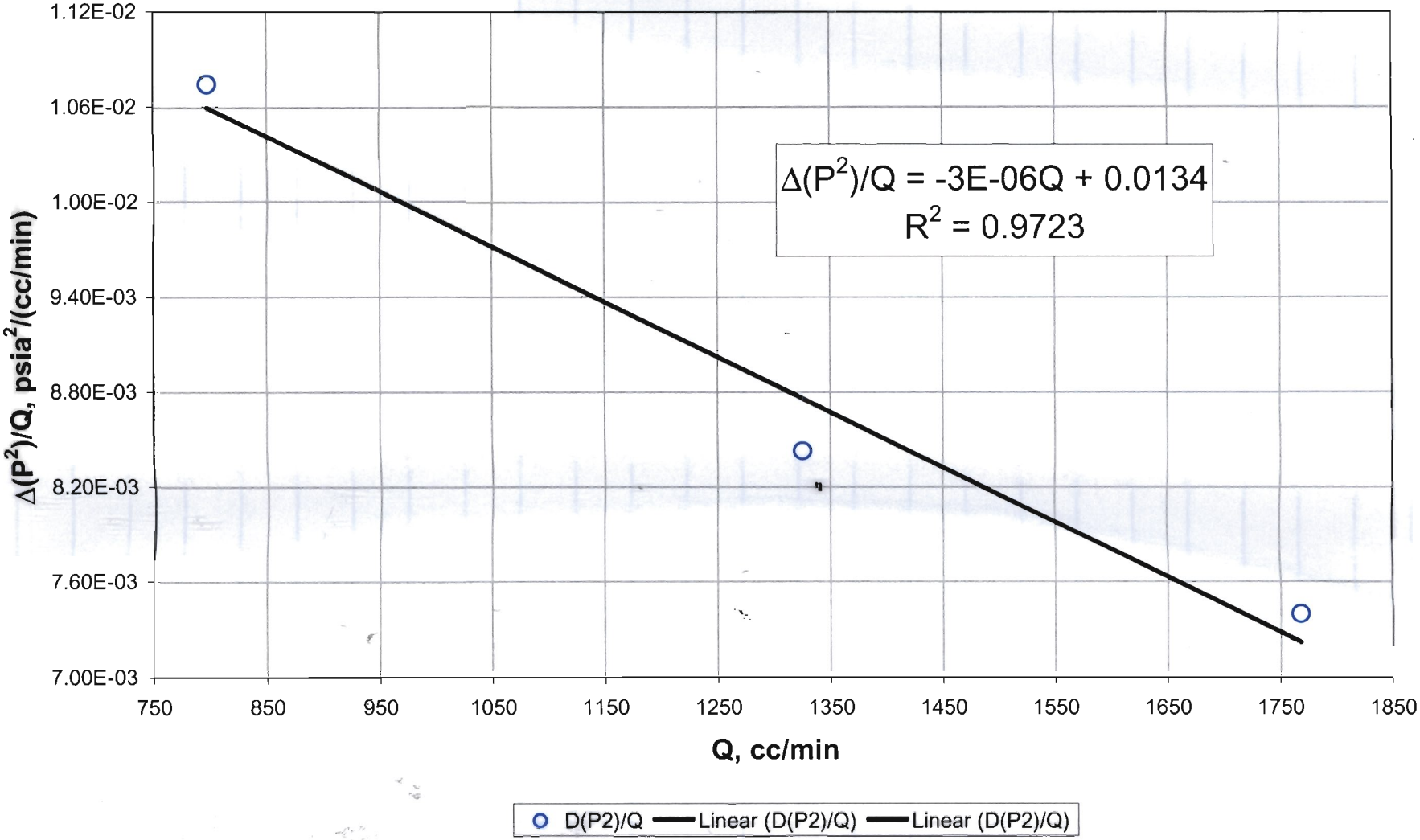

RWM, 01/23/03

Relationship between steady-state differential pressures squared and flowrate:
If relationship is linear, with the ordinate intercept nearly zero,
there is no high velocity flow effect.
V1 Transect: Drillhole 30

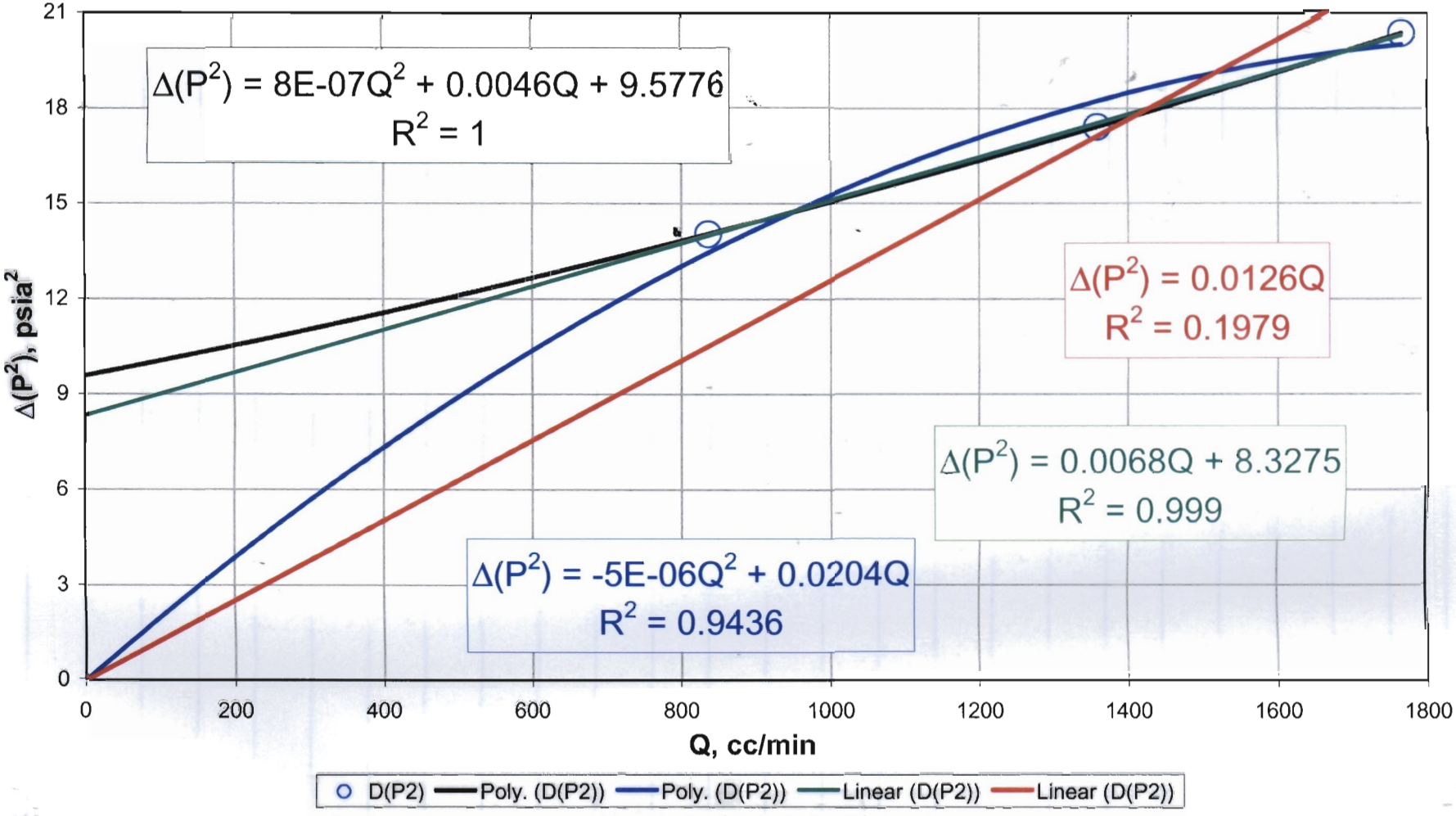

RWM, 01/31/03

Log-Log plot of differential pressures squared vs. flowrate--used to identify the presence of high-velocity flow effects (when the slope is greater than unity)
V1 Transect: Drillhole 30

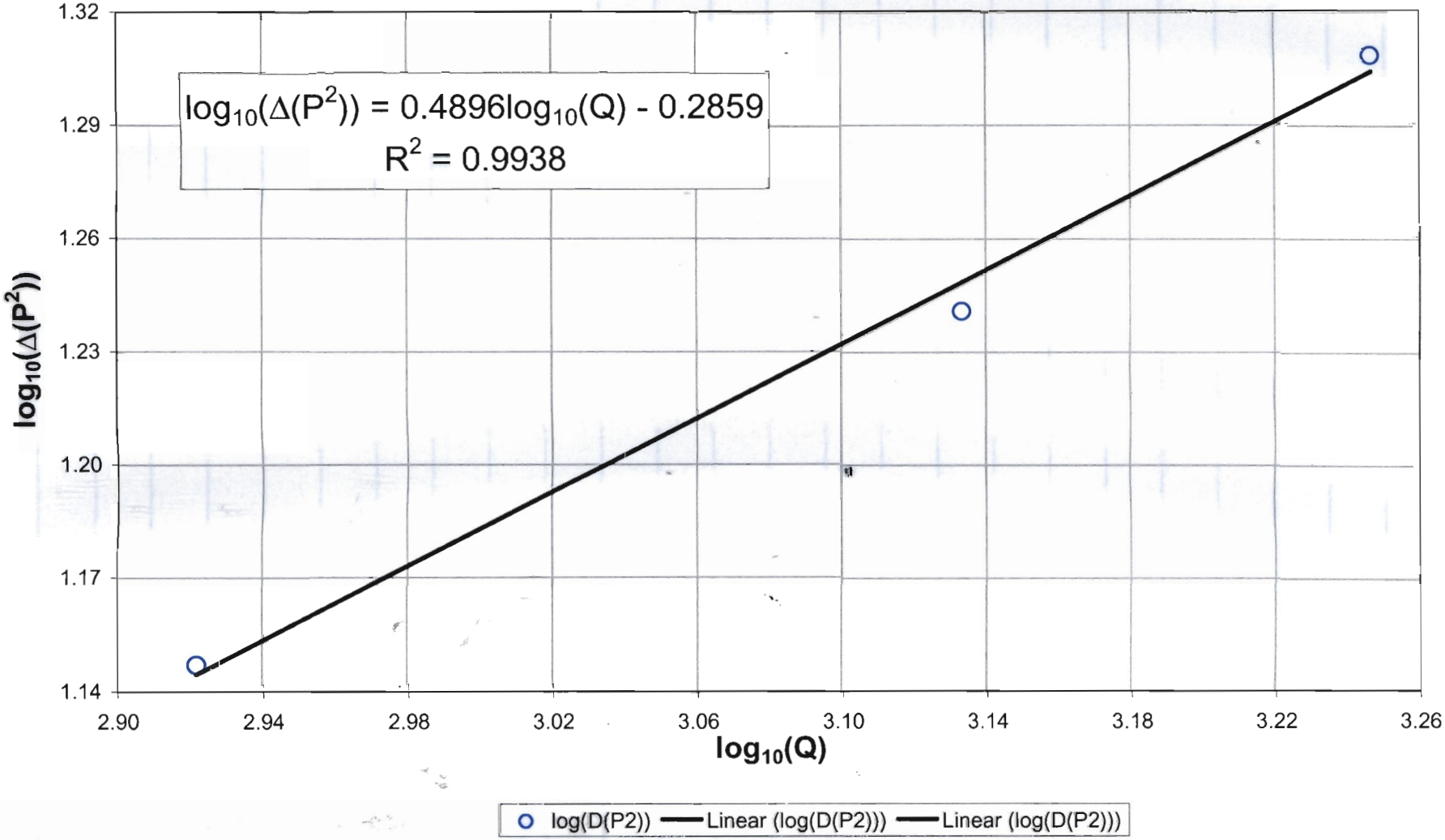

Rwm, 01 bz3 log

Final check for high velocity flow effects:
High velocity flow effects are present when the slope is non-zero and positive.
V1 Transect: Drillhole 30

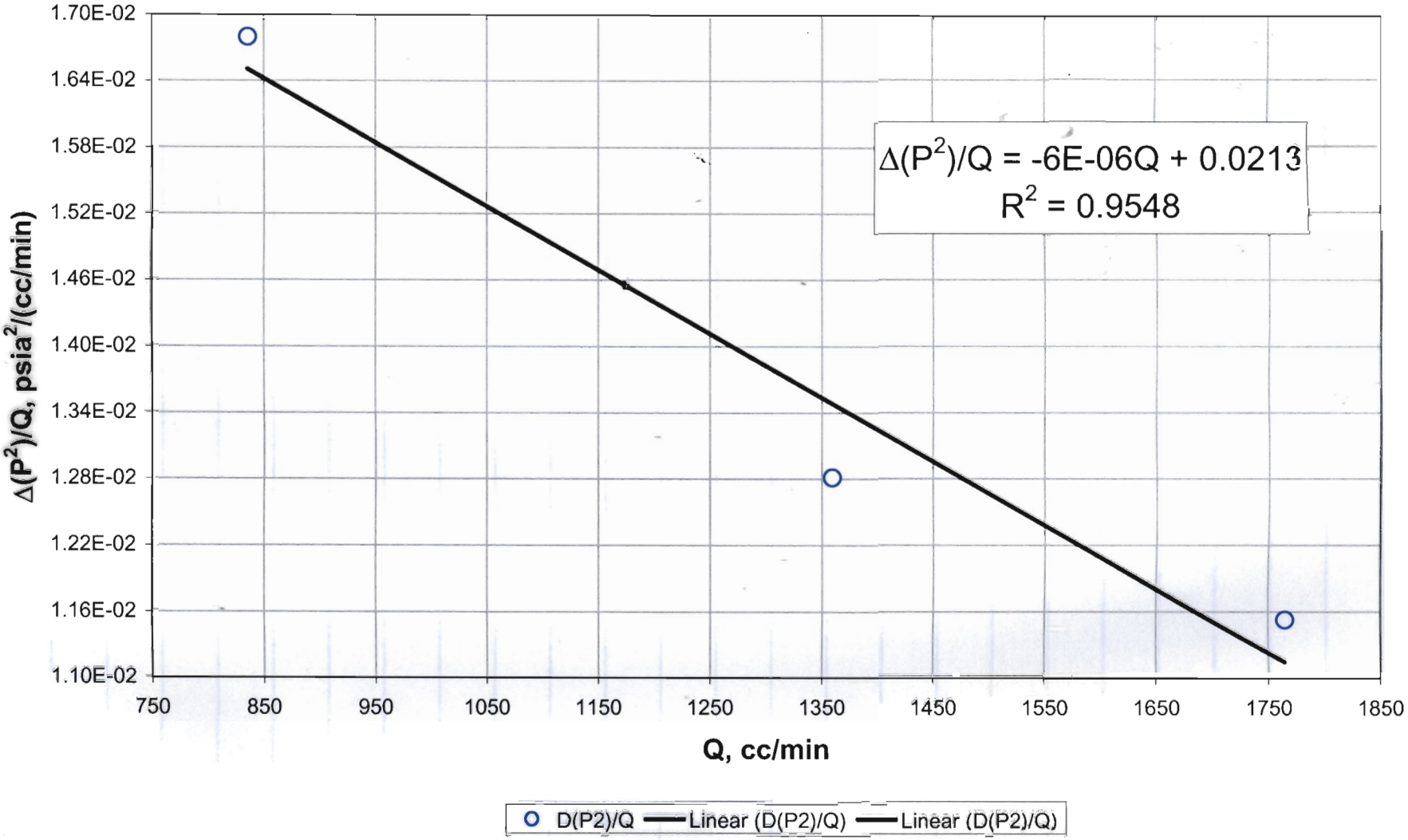

Run 01/28/07

Relationship between steady-state differential pressures squared and flowrate:
If relationship is linear, with the ordinate intercept nearly zero,
there is no high velocity flow effect.
V1 Transect: Drillhole 31

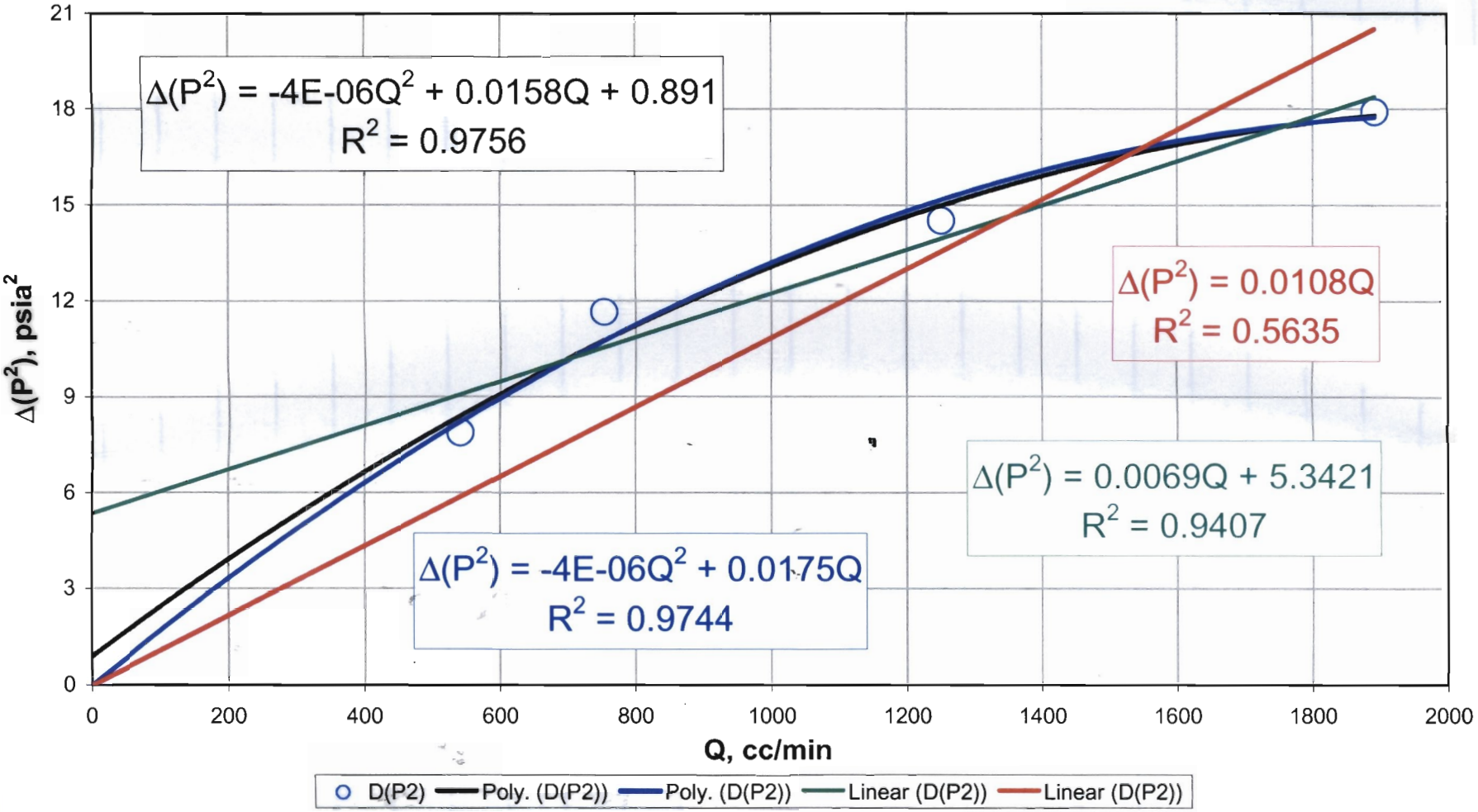

RMW 01/23/07

Log-Log plot of differential pressures squared vs. flowrate--used to identify the presence of high-velocity flow effects (when the slope is greater than unity)
V1 Transect: Drillhole 31

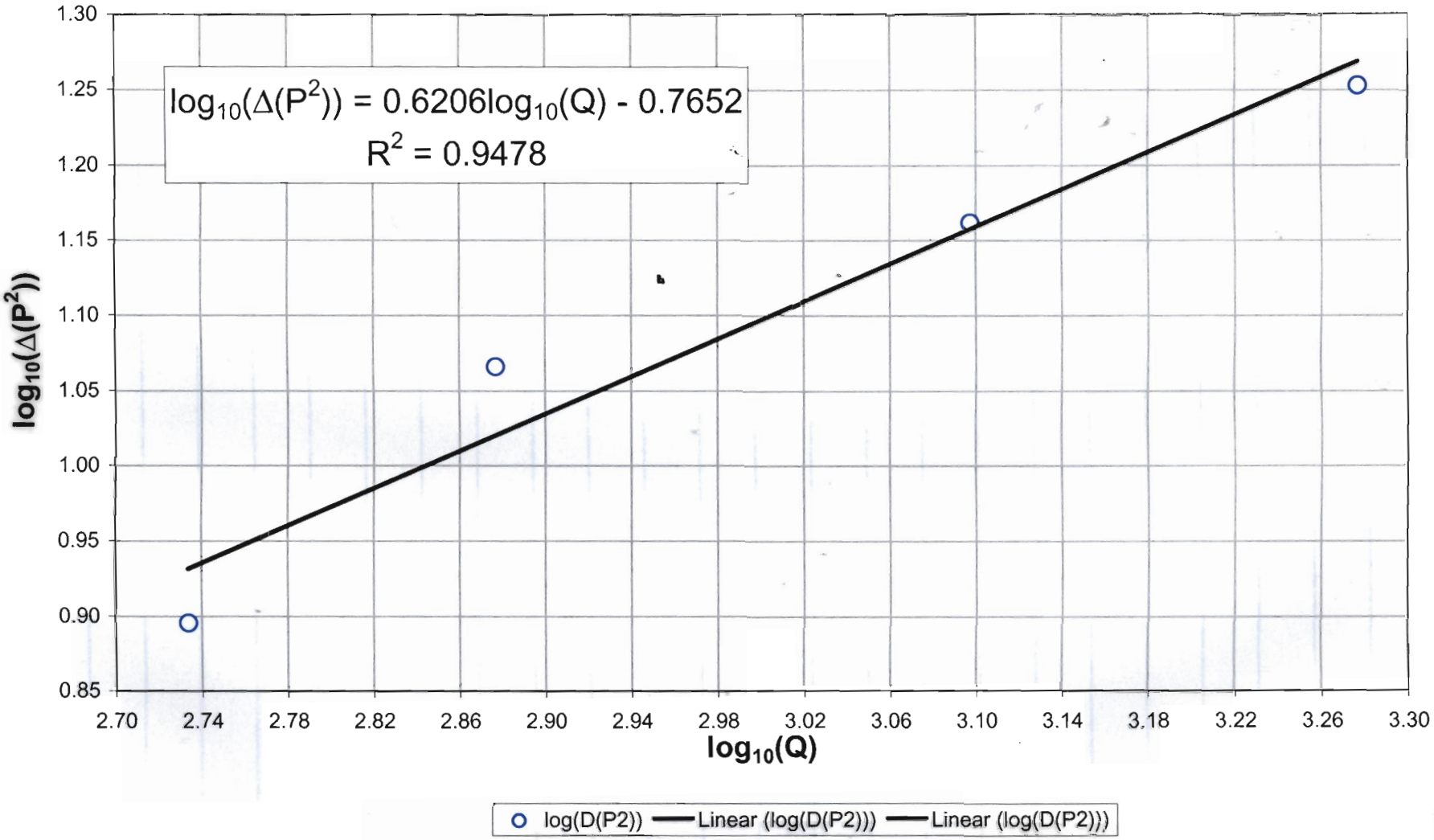

Final check for high velocity flow effects:
High velocity flow effects are present when the slope is non-zero and positive.
V1 Transect: Drillhole 31

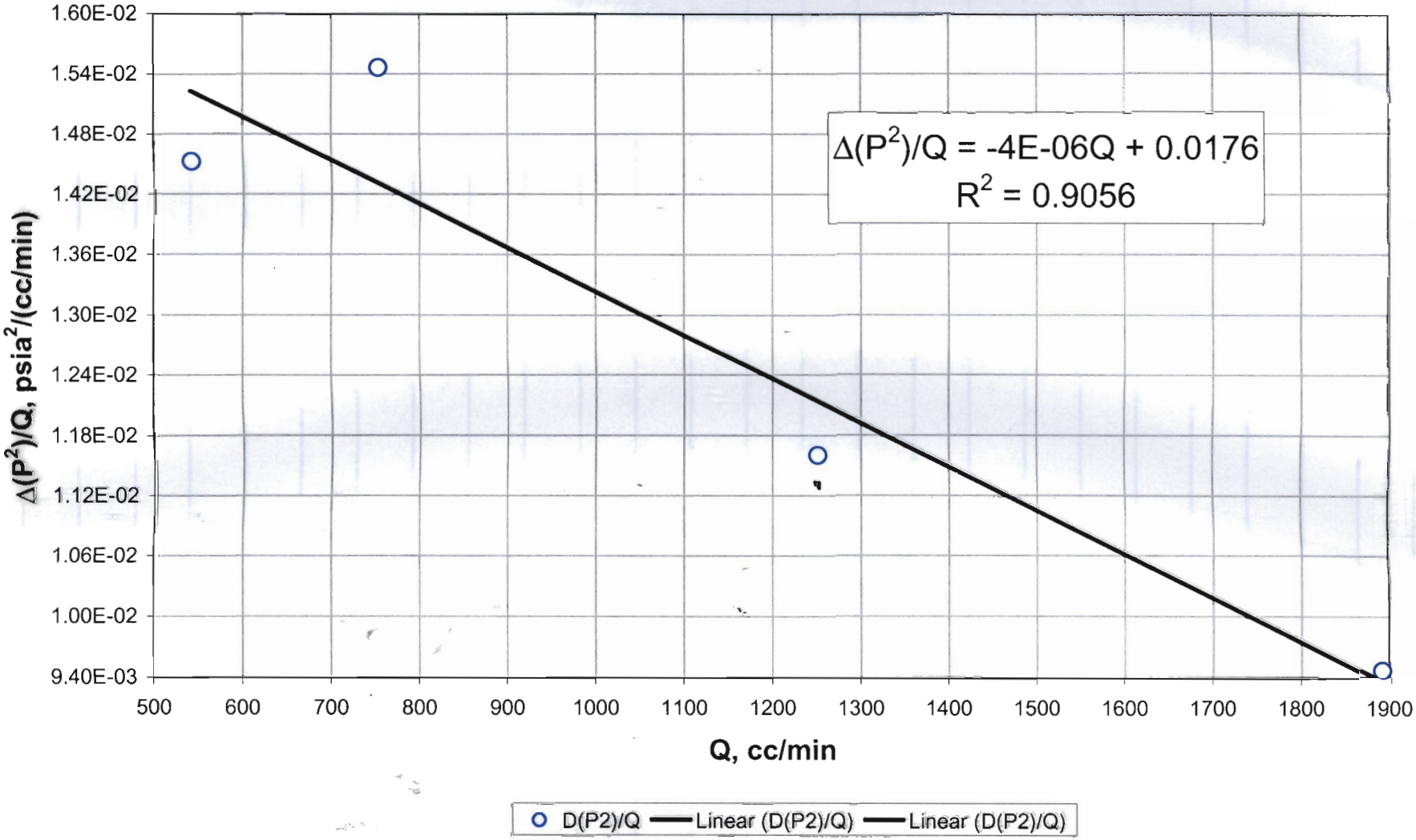

RWM, 01/27/03

Relationship between steady-state differential pressures squared and flowrate:
If relationship is linear, with the ordinate intercept nearly zero,
there is no high velocity flow effect.
V1 Transect: Drillhole 32

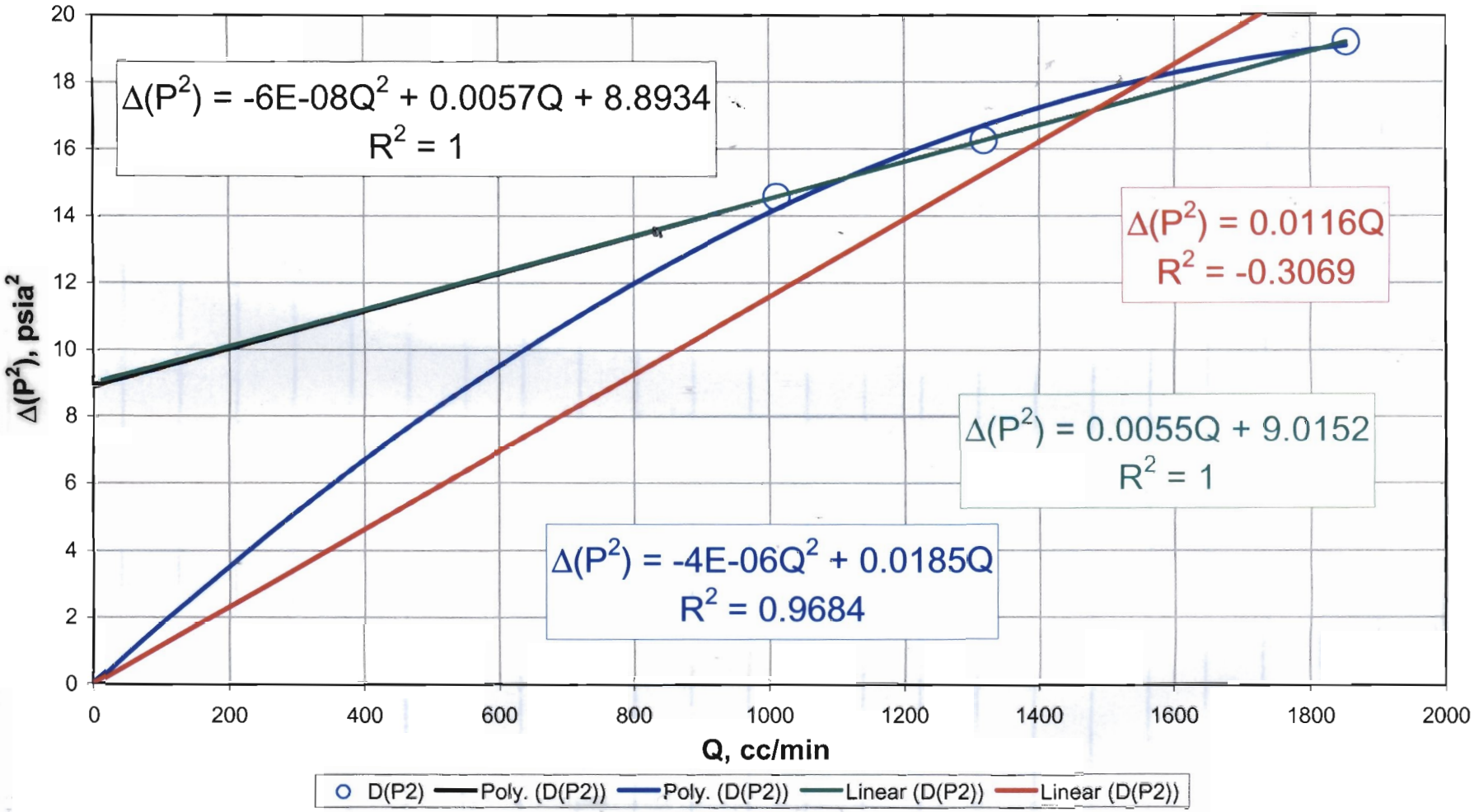

RWM, 01/28/05

Log-Log plot of differential pressures squared vs. flowrate--used to identify the presence of high-velocity flow effects (when the slope is greater than unity)
V1 Transect: Drillhole 32

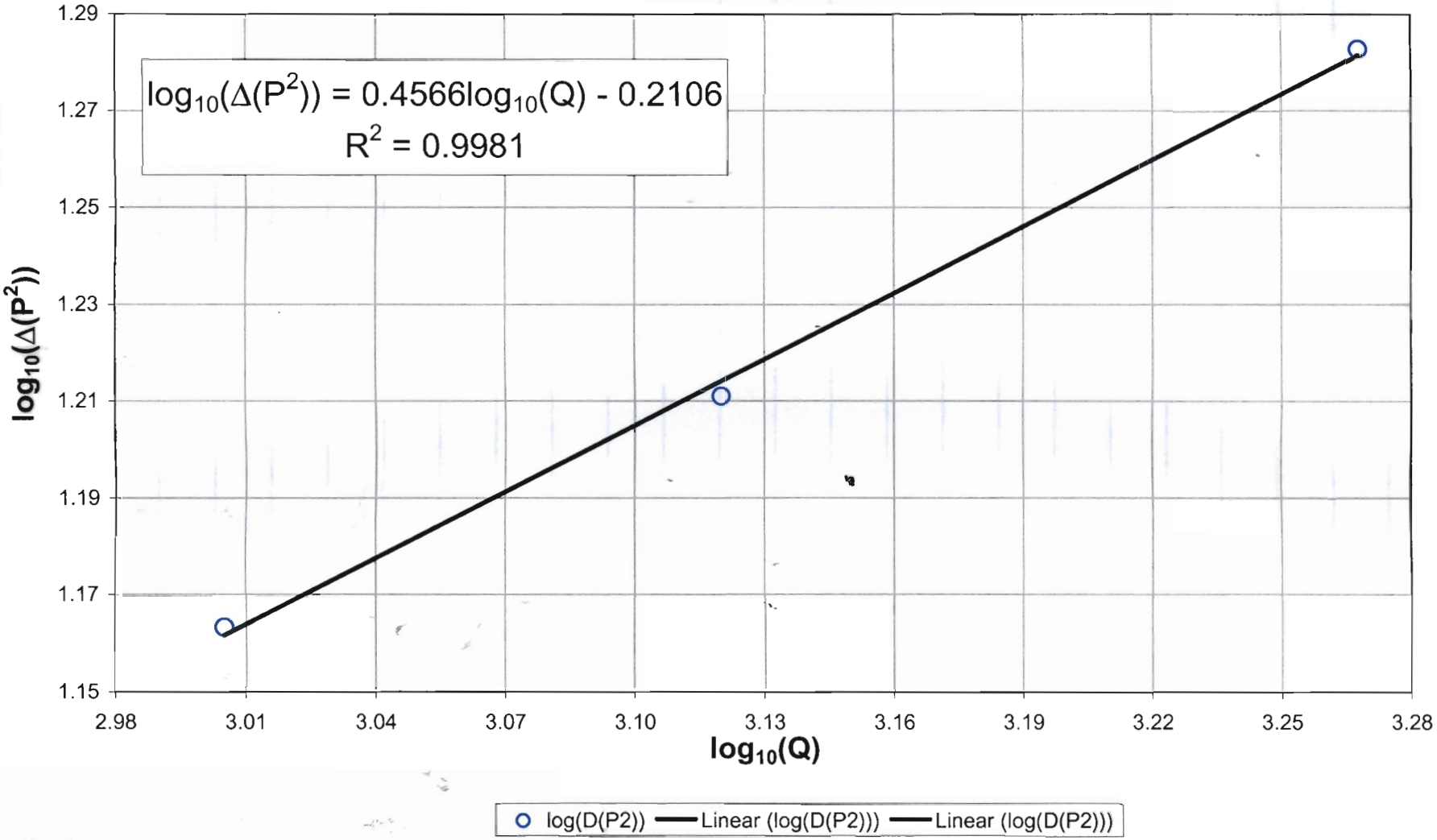

Run, 01/25/05

Final check for high velocity flow effects:
High velocity flow effects are present when the slope is non-zero and positive.
V1 Transect: Drillhole 32

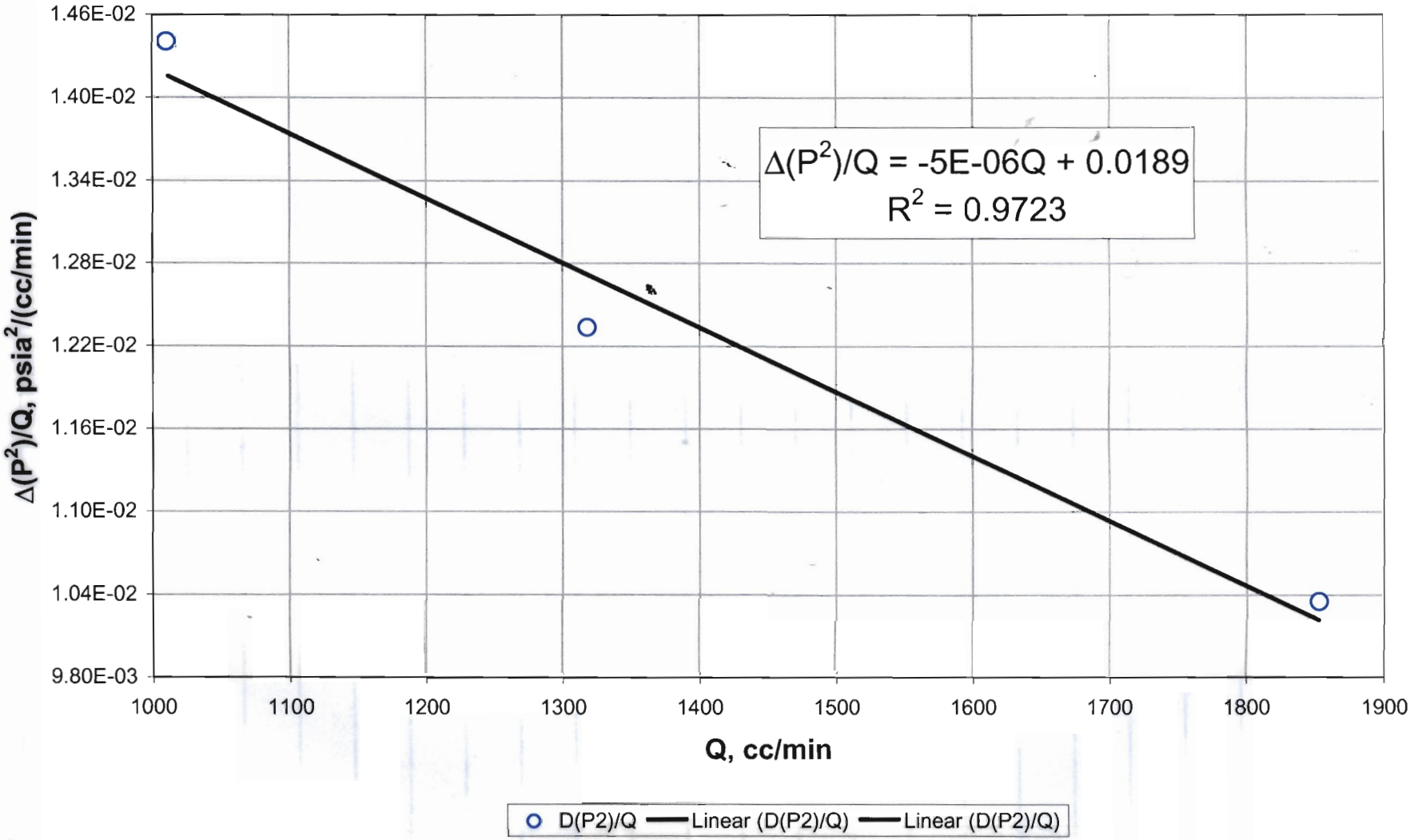

Run on 10/3/03

Sample Name	Field	Well	Depth	Diameter	Length	Operator			
permeability	Escalante, UT	v2.1 hole	4"	5/8"	4"	fred molz			
measurement (bottom)									
Outside Diam.	Inside Diam.	Geom. Fact.	Ref. Temp.	Viscosity					
(in)	(in)		(C)	(cp)					
0.92	0.92	6.752	20.0	0.01749					
						old	new		
Date	Time	Flow Press	Atm. Press	Flow Rate	Temp.	Perm.	Perm.	Sample	Reading
		(psia)	(psia)	(cc/min)	(C)	(md)	(md)		
6/23/00	9:38:09 AM	13.486	11.426	660.0	22.58	227.33245	212.5524	V2.1	1
6/23/00	9:40:23 AM	12.556	11.426	445.9	22.88	289.92015	256.5498	V2.1	2
6/23/00	9:42:22 AM	12.116	11.426	195.5	23.11	212.13959	182.8961	V2.1	3

Sample Name	Field	Well	Depth	Diameter	Length	Operator			
permeability	Escalante, UT	v2.2 hole	4"	5/8"	4"	fred molz			
measurement (bottom)									
Outside Diam.	Inside Diam.	Geom. Fact.	Ref. Temp.	Viscosity					
(in)	(in)		(C)	(cp)					
0.92	0.92	6.752	21.0	0.01753					
						old	new		
Date	Time	Flow Press	Atm. Press	Flow Rate	Temp.	Perm.	Perm.	Sample	Reading
		(psia)	(psia)	(cc/min)	(C)	(md)	(md)		
6/23/00	9:46:38 AM	12.006	11.426	191.4	23.55	248.60855	206.3141	V2.2	1
6/23/00	9:50:00 AM	12.456	11.426	486.2	23.92	349.4592	305.1278	V2.2	2
6/23/00	9:51:51 AM	13.156	11.426	630.0	24.12	262.25676	243.5642	V2.2	3

Sample Name	Field	Well	Depth	Diameter	Length	Operator			
permeability	Escalante, UT	v2.3 hole	4"	5/8"	4"	fred molz			
measurement (bottom)									
Outside Diam.	Inside Diam.	Geom. Fact.	Ref. Temp.	Viscosity					
(in)	(in)		(C)	(cp)					
0.92	0.92	6.752	21.0	0.01753					
						old	new		
Date	Time	Flow Press	Atm. Press	Flow Rate	Temp.	Perm.	Perm.	Sample	Reading
		(psia)	(psia)	(cc/min)	(C)	(md)	(md)		
6/23/00	9:55:06 AM	12.606	11.426	626.4	24.4	391.22754	352.0319	V2.3	1
6/23/00	9:58:12 AM	12.106	11.426	467.0	24.68	517.14113	451.7831	V2.3	2
6/23/00	10:00:26 AM	11.826	11.426	192.7	24.88	367.28086	315.8528	V2.3	3

Sample Name	Field	Well	Depth	Diameter	Length	Operator			
permeability	Escalante, UT	v2.4 hole	4"	5/8"	4"	fred molz			
measurement (bottom)									
Outside Diam.	Inside Diam.	Geom. Fact.	Ref. Temp.	Viscosity					
(in)	(in)		(C)	(cp)					
0.92	0.92	6.752	21.0	0.01753					
						old	new		
Date	Time	Flow Press	Atm. Press	Flow Rate	Temp.	Perm.	Perm.	Sample	Reading
		(psia)	(psia)	(cc/min)	(C)	(md)	(md)		
6/23/00	10:07:00 AM	12.326	11.426	187.0	25.50	157.0000	142.4611	V2.4	1
6/23/00	10:10:41 AM	12.956	11.426	464.2	25.63	221.37088	214.0913	V2.4	2
6/23/00	10:13:32 AM	14.546	11.426	731.2	25.82	160.8394	175.5945	V2.4	3

RMM, 01/23/03

Sample Name	Field	Well	Depth	Diameter	Length	Operator			
permeability	Escalante, UT	v2.5 hole	4"	5/8"	4"	fred molz			
measurement (bottom)									
Outside Diam.	Inside Diam.	Geom. Fact.	Ref. Temp.	Viscosity					
(in)	(in)		(C)	(cp)					
0.92	0.92	6.752	21.0	0.01753					
						old	new		
Date	Time	Flow Press	Atm. Press	Flow Rate	Temp.	Perm.	Perm.	Sample	Reading
		(psia)	(psia)	(cc/min)	(C)	(md)	(md)		
6/23/00	10:24:21 AM	14.006	11.426	654.8	26.40	178.1489	191.1884	V2.5	1
6/23/00	10:27:21 AM	12.776	11.426	445.7	26.51	243.35661	239.3852	V2.5	2
6/23/00	10:30:12 AM	12.256	11.426	188.3	26.61	170.8759	161.8760	V2.5	3

Sample Name	Field	Well	Depth	Diameter	Length	Operator			
permeability	Escalante, UT	v2.6 hole	4"	5/8"	4"	fred molz			
measurement (bottom)									
Outside Diam.	Inside Diam.	Geom. Fact.	Ref. Temp.	Viscosity					
(in)	(in)		(C)	(cp)					
0.92	0.92	6.752	21.0	0.01753					
						old	new		
Date	Time	Flow Press	Atm. Press	Flow Rate	Temp.	Perm.	Perm.	Sample	Reading
		(psia)	(psia)	(cc/min)	(C)	(md)	(md)		
6/23/00	10:36:09 AM	11.796	11.426	183.1	26.84	380.24162	349.5741	V2.6	1
6/23/00	10:40:54 AM	12.106	11.426	487.7	27.00	544.2727	516.1601	V2.6	2
6/23/00	10:43:26 AM	12.846	11.426	728.4	27.06	377.73314	380.6333	V2.6	3

Sample Name	Field	Well	Depth	Diameter	Length	Operator			
permeability	Escalante, UT	v2.7 hole	4"	5/8"	4"	fred molz			
measurement (bottom)									
Outside Diam.	Inside Diam.	Geom. Fact.	Ref. Temp.	Viscosity					
(in)	(in)		(C)	(cp)					
0.92	0.92	7.211	23.0	0.01761					
						old	new		
Date	Time	Flow Press	Atm. Press	Flow Rate	Temp.	Perm.	Perm.	Sample	Reading
		(psia)	(psia)	(cc/min)	(C)	(md)	(md)		
6/26/00	2:13:34 PM	11.775	11.455	331.7	29.35	803.9600	686.3362	V2.7	1
6/26/00	2:16:15 PM	11.845	11.455	441.5	29.46	875.7541	754.5700	V2.7	2
6/26/00	2:19:38 PM	12.465	11.455	754.0	29.57	563.04272	511.9812	V2.7	3

Sample Name	Field	Well	Depth	Diameter	Length	Operator			
permeability	Escalante, UT	v2.8 hole	4"	5/8"	4"	fred molz			
measurement (bottom)									
Outside Diam.	Inside Diam.	Geom. Fact.	Ref. Temp.	Viscosity					
(in)	(in)		(C)	(cp)					
0.92	0.92	6.752	21.0	0.01753					
						old	new		
Date	Time	Flow Press	Atm. Press	Flow Rate	Temp.	Perm.	Perm.	Sample	Reading
		(psia)	(psia)	(cc/min)	(C)	(md)	(md)		
6/23/00	11:06:59 AM	13.636	11.426	807.2	27.8	261.30246	286.2463	V2.8	1
6/23/00	11:09:51 AM	12.246	11.426	414.2	27.86	382.43433	377.2000	V2.8	2
6/23/00	11:12:47 AM	11.926	11.426	179.9	27.93	276.12381	265.9119	V2.8	3

RMM, 01/23/03

Sample Name	Field	Well	Depth	Diameter	Length	Operator			
permeability	Escalante, UT	v2.9 hole	4"	5/8"	4"	fred molz			
measurement (bottom)									
Outside Diam.	Inside Diam.	Geom. Fact.	Ref. Temp.	Viscosity					
(in)	(in)		(C)	(cp)					
0.92	0.92	6.752	22.5	0.01759					
						old	new		
Date	Time	Flow Press	Atm. Press	Flow Rate	Temp.	Perm.	Perm.	Sample	Reading
		(psia)	(psia)	(cc/min)	(C)	(md)	(md)		
6/23/00	11:17:02 AM	11.736	11.426	176.2	28.10	439.9481	392.7454	V2.9	1
6/23/00	11:19:15 AM	11.976	11.426	439.2	28.19	612.08119	559.0750	V2.9	2
6/23/00	11:22:22 AM	12.746	11.426	738.8	28.30	415.78295	405.3379	V2.9	3

Sample Name	Field	Well	Depth	Diameter	Length	Operator			
permeability	Escalante, UT	v2.10 hole	4"	5/8"	4"	fred molz			
measurement (bottom)									
Outside Diam.	Inside Diam.	Geom. Fact.	Ref. Temp.	Viscosity					
(in)	(in)		(C)	(cp)					
0.92	0.92	6.752	22.5	0.01759					
						old	new		
Date	Time	Flow Press	Atm. Press	Flow Rate	Temp.	Perm.	Perm.	Sample	Reading
		(psia)	(psia)	(cc/min)	(C)	(md)	(md)		
6/23/00	11:28:31 AM	14.246	11.426	742.4	28.61	184.56308	202.8413	V2.10	1
6/23/00	11:34:04 AM	12.616	11.426	430.8	29.10	271.08171	268.2806	V2.10	2
6/23/00	11:36:48 AM	12.186	11.426	198.5	29.39	198.6966	192.2611	V2.10	3

Sample Name	Field	Well	Depth	Diameter	Length	Operator			
permeability	Escalante, UT	v2.11 hole	4"	5/8"	4"	fred molz			
measurement (bottom)									
Outside Diam.	Inside Diam.	Geom. Fact.	Ref. Temp.	Viscosity					
(in)	(in)		(C)	(cp)					
0.92	0.92	6.752	25.0	0.01769					
						old	new		
Date	Time	Flow Press	Atm. Press	Flow Rate	Temp.	Perm.	Perm.	Sample	Reading
		(psia)	(psia)	(cc/min)	(C)	(md)	(md)		
6/23/00	11:48:09 AM	12.176	11.426	200.6	29.87	203.88344	181.0838	V2.11	1
6/23/00	11:50:28 AM	12.696	11.426	477.2	30.03	280.52965	260.9304	V2.11	2
6/23/00	11:52:58 AM	14.076	11.426	710.0	30.23	189.56877	196.4150	V2.11	3

Sample Name	Field	Well	Depth	Diameter	Length	Operator			
permeability	Escalante, UT	v2.12	4"	5/8"	4"	obert bridges			
measurement (from top									
Outside Diam.	Inside Diam.	Geom. Fact.	Ref. Temp.	Viscosity					
(in)	(in)		(C)	(cp)					
0.92	0.92	7.211	24.0	0.01765					
						old	new		
Date	Time	Flow Press	Atm. Press	Flow Rate	Temp.	Perm.	Perm.	Sample	Reading
		(psia)	(psia)	(cc/min)	(C)	(md)	(md)		
7/9/00	12:17:06 PM	14.885	11.445	671.6	27.44	132.89108	129.4784	V2.12	1
7/9/00	12:18:41 PM	13.335	11.445	476.3	27.83	182.29691	161.3565	V2.12	2
7/9/00	12:20:18 PM	12.575	11.445	193.8	28.13	128.03132	107.9799	V2.12	3

RNM, 01/23/03

Sample Name	Field	Well	Depth	Diameter	Length	Operator			
permeability	Escalante, UT	v2.13 hole	4"	5/8"	4"	fred molz			
measurement (bottom)									
Outside Diam.	Inside Diam.	Geom. Fact.	Ref. Temp.	Viscosity					
(in)	(in)		(C)	(cp)					
0.92	0.92	6.752	25.0	0.01769					
						old	new		
Date	Time	Flow Press	Atm. Press	Flow Rate	Temp.	Perm.	Perm.	Sample	Reading
		(psia)	(psia)	(cc/min)	(C)	(md)	(md)		
6/23/00	11:59:31 AM	12.281	11.421	710.8	30.54	628.55841	574.6266	V2.13	1
6/23/00	12:04:29 PM	11.751	11.421	422.2	30.60	994.91931	872.2801	V2.13	2
6/23/00	12:08:58 PM	12.581	11.421	1005.6	30.54	651.21142	609.7096	V2.13	3

Sample Name	Field	Well	Depth	Diameter	Length	Operator			
permeability	Escalante, UT	v2.14 hole	4"	5/8"	4"	fred molz			
measurement (bottom)									
Outside Diam.	Inside Diam.	Geom. Fact.	Ref. Temp.	Viscosity					
(in)	(in)		(C)	(cp)					
0.92	0.92	6.752	25.0	0.01769					
						old	new		
Date	Time	Flow Press	Atm. Press	Flow Rate	Temp.	Perm.	Perm.	Sample	Reading
		(psia)	(psia)	(cc/min)	(C)	(md)	(md)		
6/23/00	12:14:18 PM	13.641	11.421	678.8	30.51	220.13664	223.0902	V2.14	1
6/23/00	12:16:02 PM	12.461	11.421	436.2	30.45	316.50352	292.7796	V2.14	2
6/23/00	12:19:03 PM	12.041	11.421	180.7	30.40	224.0000	199.7821	V2.14	3

Sample Name	Field	Well	Depth	Diameter	Length	Operator			
permeability	Escalante, UT	v2.15 hole	4"	5/8"	4"	fred molz			
measurement (bottom)									
Outside Diam.	Inside Diam.	Geom. Fact.	Ref. Temp.	Viscosity					
(in)	(in)		(C)	(cp)					
0.92	0.92	6.752	23.0	0.01761					
						old	new		
Date	Time	Flow Press	Atm. Press	Flow Rate	Temp.	Perm.	Perm.	Sample	Reading
		(psia)	(psia)	(cc/min)	(C)	(md)	(md)		
6/23/00	12:26:44 PM	11.751	11.421	208.7	30.37	491.95672	462.9662	V2.15	1
6/23/00	12:29:13 PM	11.961	11.421	461.4	30.34	658.76369	630.3328	V2.15	2
6/23/00	12:31:17 PM	12.841	11.421	811.2	30.26	424.69814	434.8760	V2.15	3

Sample Name	Field	Well	Depth	Diameter	Length	Operator			
permeability	Escalante, UT	v2.16 hole	4"	5/8"	4"	fred molz			
measurement (bottom)									
Outside Diam.	Inside Diam.	Geom. Fact.	Ref. Temp.	Viscosity					
(in)	(in)		(C)	(cp)					
0.92	0.92	6.752	23.0	0.01761					
						old	new		
Date	Time	Flow Press	Atm. Press	Flow Rate	Temp.	Perm.	Perm.	Sample	Reading
		(psia)	(psia)	(cc/min)	(C)	(md)	(md)		
6/23/00	1:42:14 PM	13.471	11.421	651.6	30.20	230.40259	246.9215	V2.16	1
6/23/00	1:45:01 PM	12.421	11.421	431.3	30.03	326.2710	320.7254	V2.16	2
6/23/00	1:48:01 PM	12.031	11.421	187.2	29.91	235.8340	223.8200	V2.16	3

RNM, 9/23/03

Sample Name	Field	Well	Depth	Diameter	Length	Operator			
permeability	Escalante, UT	v2.17 hole	4"	5/8"	4"	fred molz			
measurement (bottom)									
Outside Diam.	Inside Diam.	Geom. Fact.	Ref. Temp.	Viscosity					
(in)	(in)		(C)	(cp)					
0.92	0.92	6.752	21.0	0.01753					
						old	new		
Date	Time	Flow Press	Atm. Press	Flow Rate	Temp.	Perm.	Perm.	Sample	Reading
		(psia)	(psia)	(cc/min)	(C)	(md)	(md)		
6/23/00	1:52:12 PM	12.031	11.421	180.8	29.80	227.70364	234.7695	V2.17	1
6/23/00	1:54:16 PM	12.541	11.421	484.3	29.73	325.18679	348.6065	V2.17	2
6/23/00	1:56:31 PM	13.911	11.421	742.8	29.60	212.36949	251.2396	V2.17	3

Sample Name	Field	Well	Depth	Diameter	Length	Operator			
permeability	Escalante, UT	v2.18 revisited	4"	5/8"	4"	obert bridges			
measurement (from top									
Outside Diam.	Inside Diam.	Geom. Fact.	Ref. Temp.	Viscosity					
(in)	(in)		(C)	(cp)					
0.92	0.92	7.211	24.0	0.01765					
						old	new		
Date	Time	Flow Press	Atm. Press	Flow Rate	Temp.	Perm.	Perm.	Sample	Reading
		(psia)	(psia)	(cc/min)	(C)	(md)	(md)		
7/9/00	12:24:01 PM	11.925	11.445	189.5	28.64	303.27114	246.6627	V2.18	1
7/9/00	12:25:53 PM	12.285	11.445	489.6	28.98	441.58141	373.8529	V2.18	2
7/9/00	12:27:28 PM	13.155	11.445	738.0	29.36	316.03017	289.6909	V2.18	3

Sample Name	Field	Well	Depth	Diameter	Length	Operator			
permeability	Escalante, UT	v2.19 hole	4"	5/8"	4"	fred molz			
measurement (bottom)									
Outside Diam.	Inside Diam.	Geom. Fact.	Ref. Temp.	Viscosity					
(in)	(in)		(C)	(cp)					
0.92	0.92	6.752	21.0	0.01753					
						old	new		
Date	Time	Flow Press	Atm. Press	Flow Rate	Temp.	Perm.	Perm.	Sample	Reading
		(psia)	(psia)	(cc/min)	(C)	(md)	(md)		
6/23/00	2:12:18 PM	12.106	11.426	183.5	28.95	206.11692	208.2344	V2.19	1
6/23/00	2:15:12 PM	12.576	11.426	458.3	28.84	298.45464	312.0164	V2.19	2
6/23/00	2:17:43 PM	14.106	11.426	760.4	28.68	199.90631	232.9381	V2.19	3

Sample Name	Field	Well	Depth	Diameter	Length	Operator			
permeability	Escalante, UT	v2.20 hole	4"	5/8"	4"	fred molz			
measurement (bottom)									
Outside Diam.	Inside Diam.	Geom. Fact.	Ref. Temp.	Viscosity					
(in)	(in)		(C)	(cp)					
0.92	0.92	6.752	21.0	0.01753					
						old	new		
Date	Time	Flow Press	Atm. Press	Flow Rate	Temp.	Perm.	Perm.	Sample	Reading
		(psia)	(psia)	(cc/min)	(C)	(md)	(md)		
6/23/00	2:22:10 PM	12.106	11.426	763.2	28.47	855.9039	851.7139	V2.20	1
6/23/00	2:26:09 PM	11.846	11.426	517.2	28.22	947.9726	916.5143	V2.20	2
6/23/00	2:30:45 PM	12.306	11.426	1126.4	27.90	965.6530	959.4708	V2.20	3

RNM 01/23/03

Sample Name	Field	Well	Depth	Diameter	Length	Operator			
permeability	Escalante, UT	v2.21 hole	4"	5/8"	4"	fred molz			
measurement (bottom)									
Outside Diam.	Inside Diam.	Geom. Fact.	Ref. Temp.	Viscosity					
(in)	(in)		(C)	(cp)					
0.92	0.92	6.752	19.5	0.01746					
						old	new		
Date	Time	Flow Press	Atm. Press	Flow Rate	Temp.	Perm.	Perm.	Sample	Reading
		(psia)	(psia)	(cc/min)	(C)	(md)	(md)		
6/23/00	2:40:23 PM	11.976	11.426	1144.8	27.55	1590.0863	1631.6074	V2.21	1
6/23/00	2:43:14 PM	11.796	11.426	693.6	27.44	1442.3851	1452.7636	V2.21	2
6/23/00	2:49:20 PM	12.056	11.426	1477.6	27.26	1784.0269	1825.0664	V2.21	3

Sample Name	Field	Well	Depth	Diameter	Length	Operator			
permeability	Escalante, UT	v2.22 revisited	4"	5/8"	4"	obert bridges			
measurement (from top									
Outside Diam.	Inside Diam.	Geom. Fact.	Ref. Temp.	Viscosity					
(in)	(in)		(C)	(cp)					
0.92	0.92	7.211	24.0	0.01765					
						old	new		
Date	Time	Flow Press	Atm. Press	Flow Rate	Temp.	Perm.	Perm.	Sample	Reading
		(psia)	(psia)	(cc/min)	(C)	(md)	(md)		
7/9/00	12:31:37 PM	11.865	11.445	730.0	30.08	1344.9264	1137.7314	V2.22	1
7/9/00	12:36:02 PM	11.995	11.445	1050.8	31.06	1475.0902	1298.2680	V2.22	2
7/9/00	12:37:20 PM	12.105	11.445	1511.6	31.42	1762.2856	1581.3787	V2.22	3

Sample Name	Field	Well	Depth	Diameter	Length	Operator			
permeability	Escalante, UT	v2.23 hole	4"	5/8"	4"	fred molz			
measurement (bottom)									
Outside Diam.	Inside Diam.	Geom. Fact.	Ref. Temp.	Viscosity					
(in)	(in)		(C)	(cp)					
0.92	0.92	7.211	23.0	0.01761					
						old	new		
Date	Time	Flow Press	Atm. Press	Flow Rate	Temp.	Perm.	Perm.	Sample	Reading
		(psia)	(psia)	(cc/min)	(C)	(md)	(md)		
6/26/00	2:25:46 PM	12.305	11.455	757.2	29.77	676.7502	611.2618	V2.23	1
6/26/00	2:29:52 PM	11.775	11.455	422.9	29.84	1026.6677	889.6513	V2.23	2
6/26/00	2:32:30 PM	12.445	11.455	960.4	29.84	732.8880	670.8638	V2.23	3

Sample Name	Field	Well	Depth	Diameter	Length	Operator			
permeability	Escalante, UT	v2.24 redrilled	4"	5/8"	4"	obert bridges			
measurement (from top									
Outside Diam.	Inside Diam.	Geom. Fact.	Ref. Temp.	Viscosity					
(in)	(in)		(C)	(cp)					
0.92	0.92	7.211	29.5	0.01788					
						old	new		
Date	Time	Flow Press	Atm. Press	Flow Rate	Temp.	Perm.	Perm.	Sample	Reading
		(psia)	(psia)	(cc/min)	(C)	(md)	(md)		
7/13/00	11:53:01 AM	11.809	11.499	1907.6	36.72	4867.5881	4033.4147	V2.24	1
7/13/00	11:53:59 AM	11.819	11.499	1943.2	36.84	4803.3106	3994.9656	V2.24	2
7/13/00	11:54:44 AM	11.819	11.499	1967.2	36.92	4863.8907	4053.0889	V2.24	3

RWM, 01/23/03

Sample Name	Field	Well	Depth	Diameter	Length	Operator			
permeability	Escalante, UT	v2.25 hole	4"	5/8"	4"	fred molz			
measurement (bottom)									
Outside Diam.	Inside Diam.	Geom. Fact.	Ref. Temp.	Viscosity					
(in)	(in)		(C)	(cp)					
0.92	0.92	7.211	23.0	0.01761					
						old	new		
Date	Time	Flow Press	Atm. Press	Flow Rate	Temp.	Perm.	Perm.	Sample	Reading
		(psia)	(psia)	(cc/min)	(C)	(md)	(md)		
6/26/00	2:55:46 PM	11.785	11.455	799.2	29.87	1880.8041	1632.6451	V2.25	1
6/26/00	2:59:37 PM	11.845	11.455	1106.8	29.90	2198.8467	1919.8905	V2.25	2
6/26/00	3:03:33 PM	11.885	11.455	1400.0	30.00	2518.9534	2213.6081	V2.25	3

Sample Name	Field	Well	Depth	Diameter	Length	Operator			
permeability	Escalante, UT	v2.26 hole	4"	5/8"	4"	fred molz			
measurement (bottom)									
Outside Diam.	Inside Diam.	Geom. Fact.	Ref. Temp.	Viscosity					
(in)	(in)		(C)	(cp)					
0.92	0.92	7.211	24.5	0.01767					
						old	new		
Date	Time	Flow Press	Atm. Press	Flow Rate	Temp.	Perm.	Perm.	Sample	Reading
		(psia)	(psia)	(cc/min)	(C)	(md)	(md)		
6/26/00	3:11:52 PM	11.795	11.445	734.8	30.18	1622.5047	1348.3463	V2.26	1
6/26/00	3:17:00 PM	11.885	11.445	1112.0	30.16	1945.6482	1628.1229	V2.26	2
6/26/00	3:21:48 PM	11.945	11.445	1439.6	30.15	2210.9409	1858.8073	V2.26	3

Sample Name	Field	Well	Depth	Diameter	Length	Operator			
permeability	Escalante, UT	v2.27 hole	4"	5/8"	4"	fred molz			
measurement (bottom)									
Outside Diam.	Inside Diam.	Geom. Fact.	Ref. Temp.	Viscosity					
(in)	(in)		(C)	(cp)					
0.92	0.92	7.211	24.0	0.01765					
						old	new		
Date	Time	Flow Press	Atm. Press	Flow Rate	Temp.	Perm.	Perm.	Sample	Reading
		(psia)	(psia)	(cc/min)	(C)	(md)	(md)		
6/26/00	3:26:38 PM	11.935	11.445	1467.2	30.16	2304.2272	1970.9035	V2.27	1
6/26/00	3:30:44 PM	11.875	11.445	1121.2	30.18	2011.7238	1713.1753	V2.27	2
6/26/00	3:34:50 PM	11.765	11.445	703.6	30.16	1704.1663	1437.0996	V2.27	3
6/26/00	3:37:27 PM	11.985	11.445	1821.2	30.15	2589.6687	2223.7186	V2.27	4

Sample Name	Field	Well	Depth	Diameter	Length	Operator			
permeability	Escalante, UT	v2.28	4"	5/8"	4"	obert bridges			
measurement (from top									
Outside Diam.	Inside Diam.	Geom. Fact.	Ref. Temp.	Viscosity					
(in)	(in)		(C)	(cp)					
0.92	0.92	7.211	32.0	0.01798					
						old	new		
Date	Time	Flow Press	Atm. Press	Flow Rate	Temp.	Perm.	Perm.	Sample	Reading
		(psia)	(psia)	(cc/min)	(C)	(md)	(md)		
7/13/00	12:01:28 PM	11.849	11.499	568.4	37.27	1281.2772	1003.4504	V2.28	1
7/13/00	12:02:48 PM	12.099	11.499	1131.2	37.32	1472.2371	1178.4809	V2.28	2
7/13/00	12:04:53 PM	12.229	11.499	1543.6	37.43	1642.7801	1332.5393	V2.28	3

RNM, 01/23/03

Sample Name	Field	Well	Depth	Diameter	Length	Operator			
permeability measurement (bottom)	Escalante, UT	v2.29 hole	4"	5/8"	4"	fred molz			
Outside Diam. (in)	Inside Diam. (in)	Geom. Fact.	Ref. Temp. (C)	Viscosity (cp)					
0.92	0.92	7.211	24.0	0.01765					
Date	Time	Flow Press (psia)	Atm. Press (psia)	Flow Rate (cc/min)	Temp. (C)	old Perm. (md)	new Perm. (md)	Sample	Reading
6/26/00	3:43:50 PM	11.795	11.445	310.8	30.15	687.36177	580.9316	V2.29	1
6/26/00	3:45:54 PM	11.925	11.445	463.4	30.18	743.28861	635.6186	V2.29	2
6/26/00	3:48:00 PM	12.635	11.445	756.0	30.20	474.0000	430.3912	V2.29	3

Sample Name	Field	Well	Depth	Diameter	Length	Operator			
permeability measurement (bottom)	Escalante, UT	v2.30 hole	4"	5/8"	4"	fred molz			
Outside Diam. (in)	Inside Diam. (in)	Geom. Fact.	Ref. Temp. (C)	Viscosity (cp)					
0.92	0.92	7.211	24.0	0.01765					
Date	Time	Flow Press (psia)	Atm. Press (psia)	Flow Rate (cc/min)	Temp. (C)	old Perm. (md)	new Perm. (md)	Sample	Reading
6/26/00	3:53:24 PM	12.185	11.445	753.6	30.21	775.68959	678.2418	V2.30	1
6/26/00	3:56:52 PM	11.905	11.445	527.6	30.24	883.97456	756.0215	V2.30	2
6/26/00	3:59:09 PM	12.315	11.445	1002.4	30.27	873.07608	772.8320	V2.30	3

RL 4/30/2010

RKM, on 1/03/03

Relationship between steady-state differential pressures squared and flowrate:
If relationship is linear, with the ordinate intercept nearly zero,
there is no high velocity flow effect.
V2 Transect: Drillhole 1

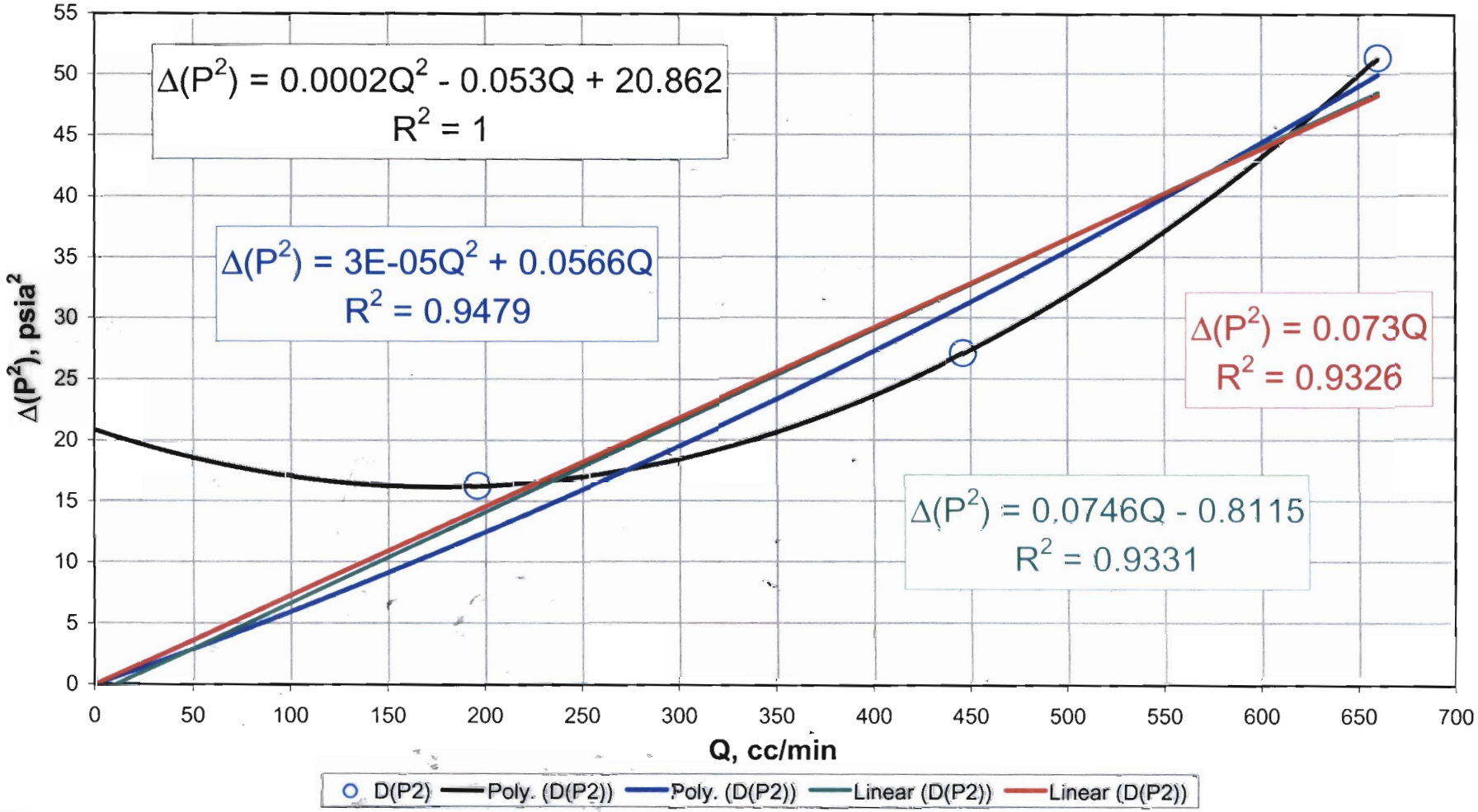

RWM, 10/8/03

Log-Log plot of differential pressures squared vs. flowrate--used to identify the presence of high-velocity flow effects (when the slope is greater than unity)
V2 Transect: Drillhole 1

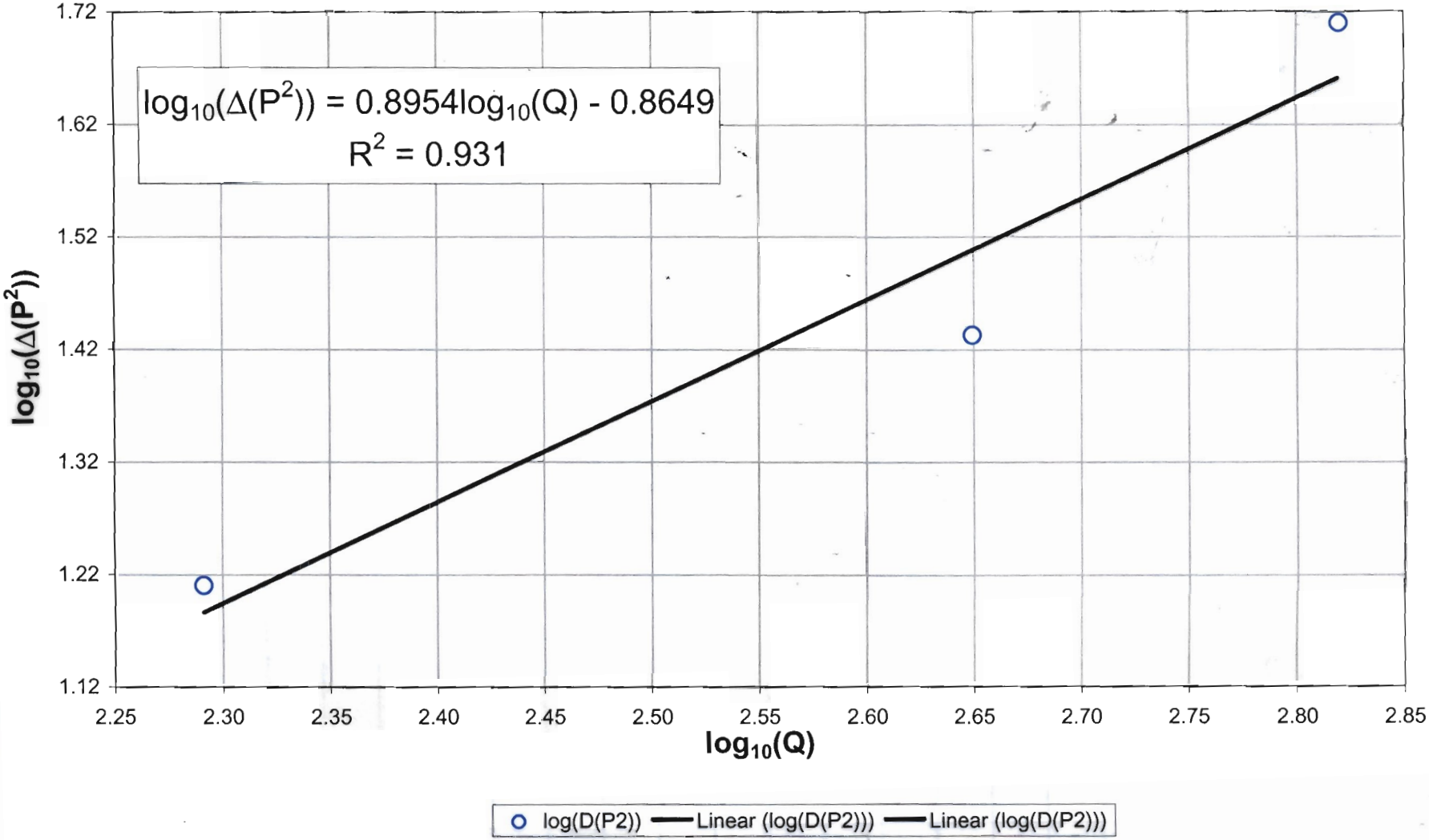

RWM, 01/28/03

Final check for high velocity flow effects:
High velocity flow effects are present when the slope is non-zero and positive.
V2 Transect: Drillhole 1

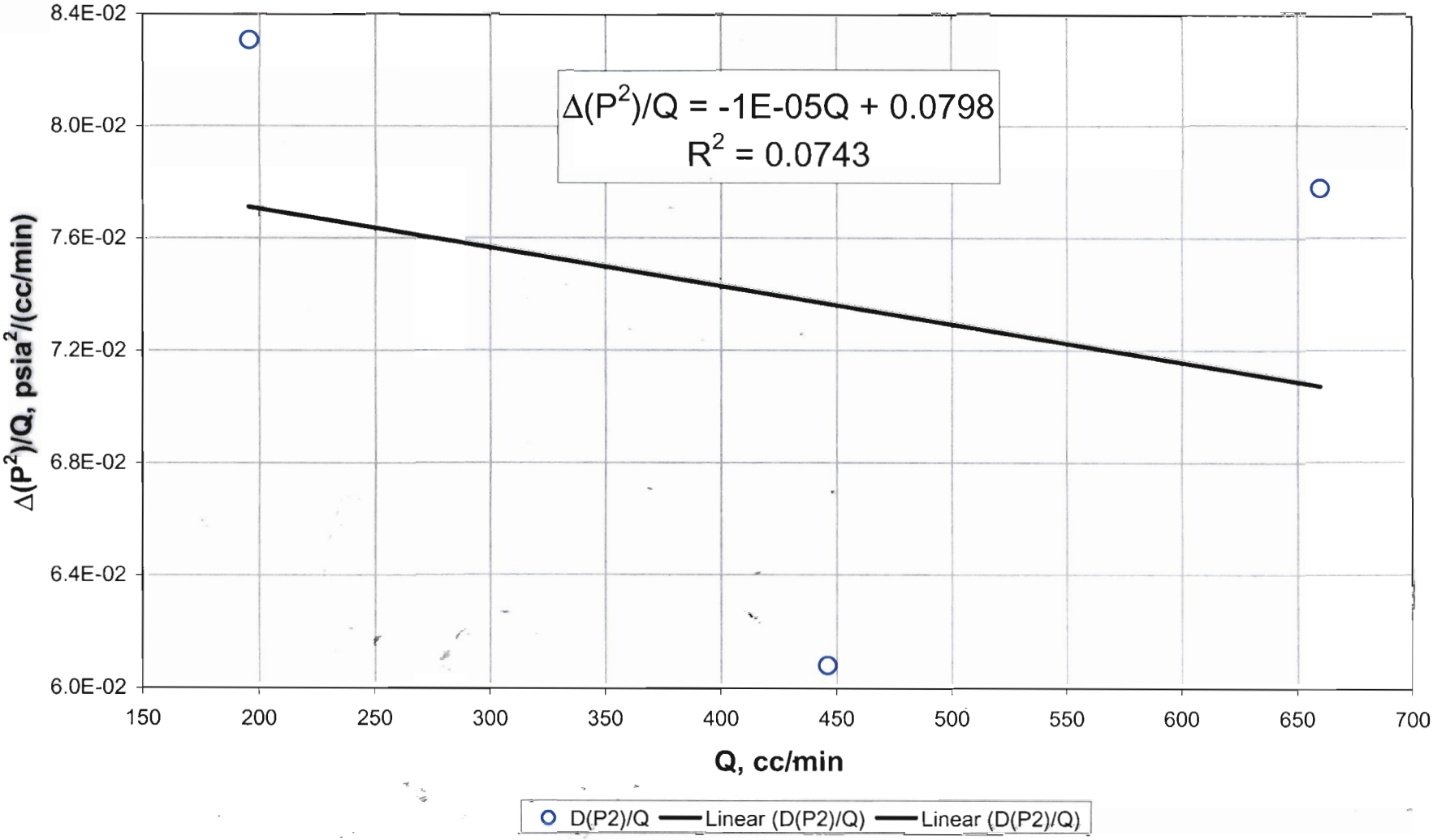

Rwm, 01/28/03

Relationship between steady-state differential pressures squared and flowrate:
If relationship is linear, with the ordinate intercept nearly zero,
there is no high velocity flow effect.
V2 Transect: Drillhole 2

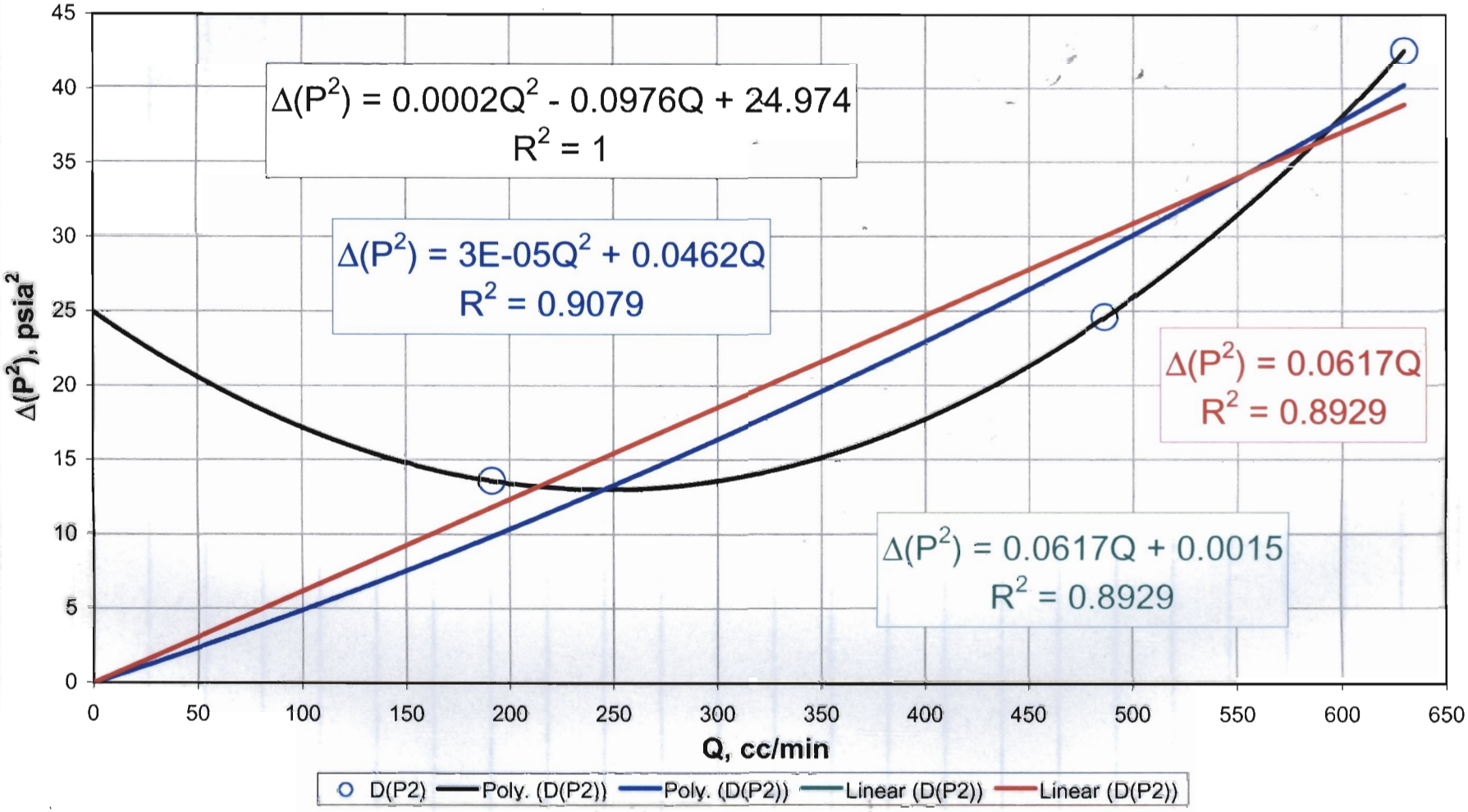

Rwm, 01/08/03

Log-Log plot of differential pressures squared vs. flowrate--used to identify the presence of high-velocity flow effects (when the slope is greater than unity)
V2 Transect: Drillhole 2

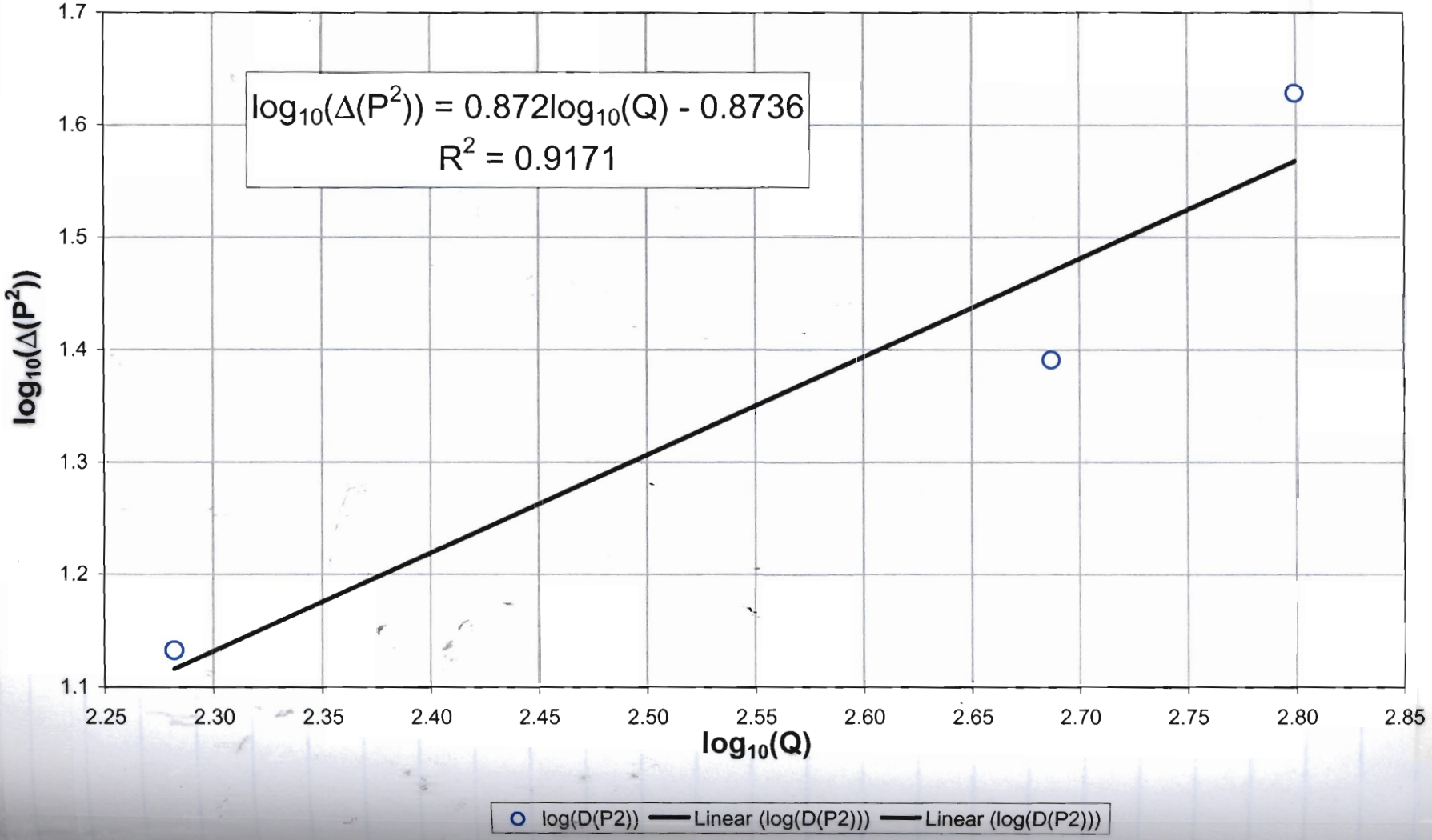

Brun, 01 Feb 03

Final check for high velocity flow effects:
High velocity flow effects are present when the slope is non-zero and positive.
V2 Transect: Drillhole 2

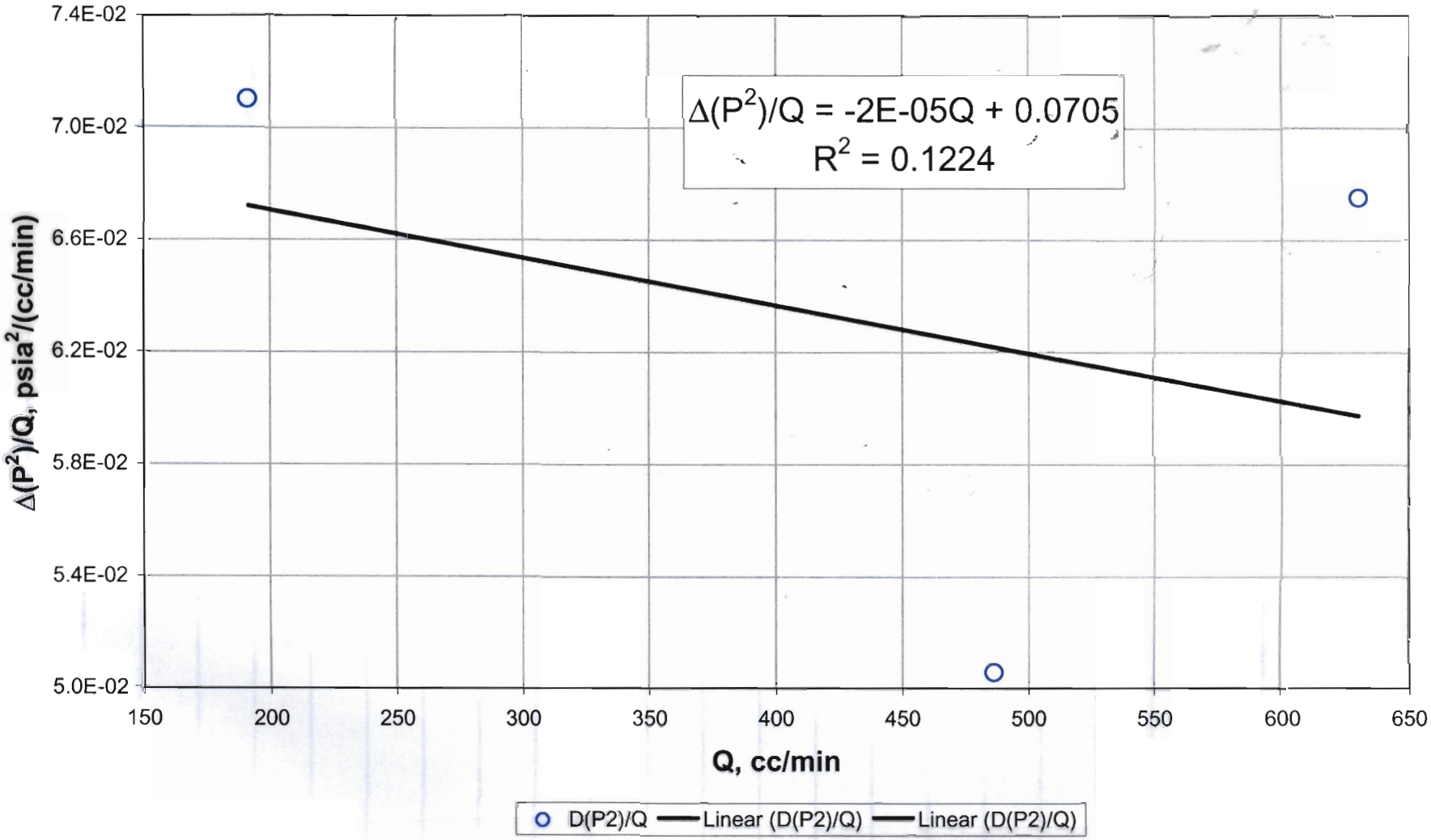

RWM, 01/28/03

Relationship between steady-state differential pressures squared and flowrate:
If relationship is linear, with the ordinate intercept nearly zero,
there is no high velocity flow effect.
V2 Transect: Drillhole 3

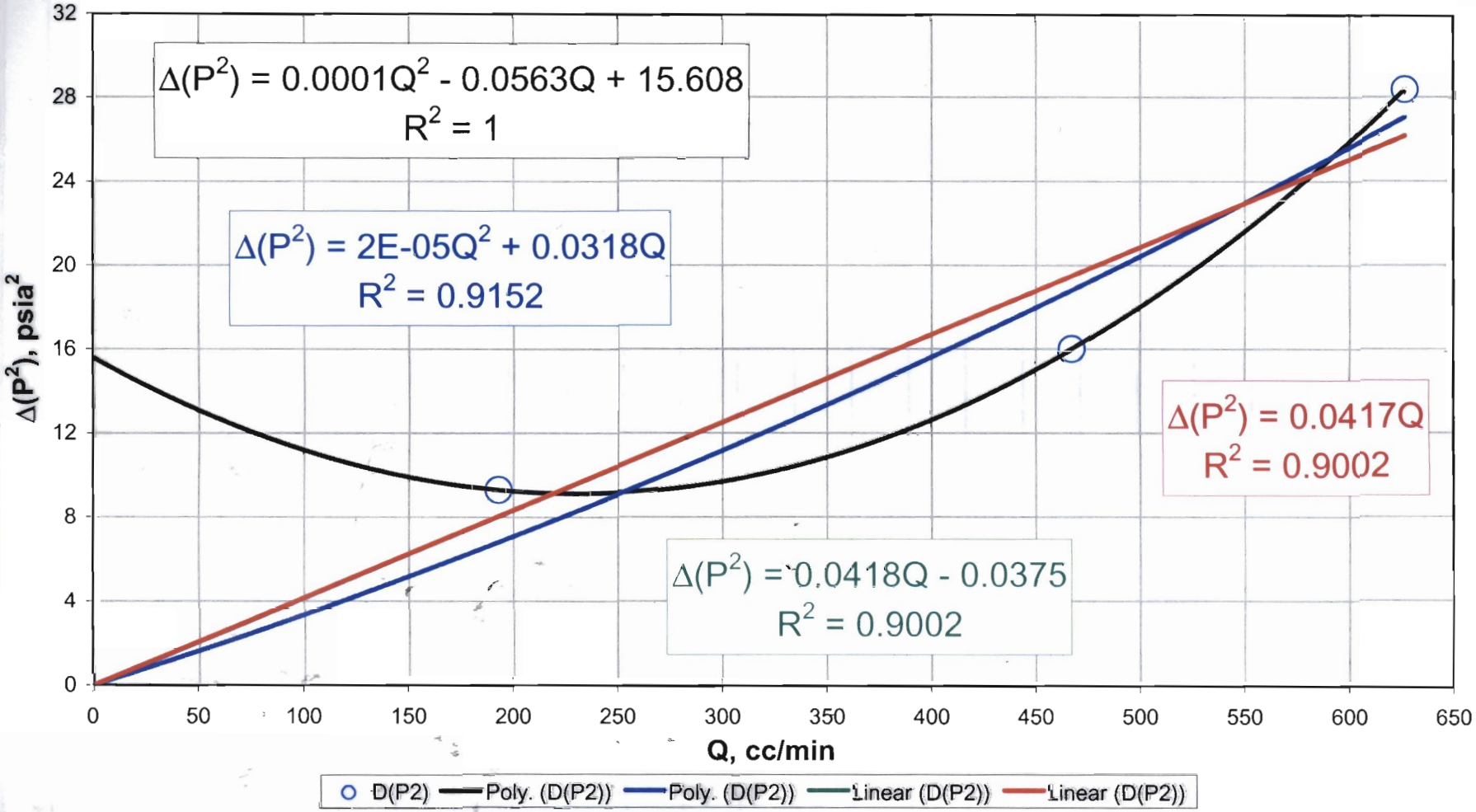

RWA, 01/28/07

Log-Log plot of differential pressures squared vs. flowrate--used to identify the presence of high-velocity flow effects (when the slope is greater than unity)
V2 Transect: Drillhole 3

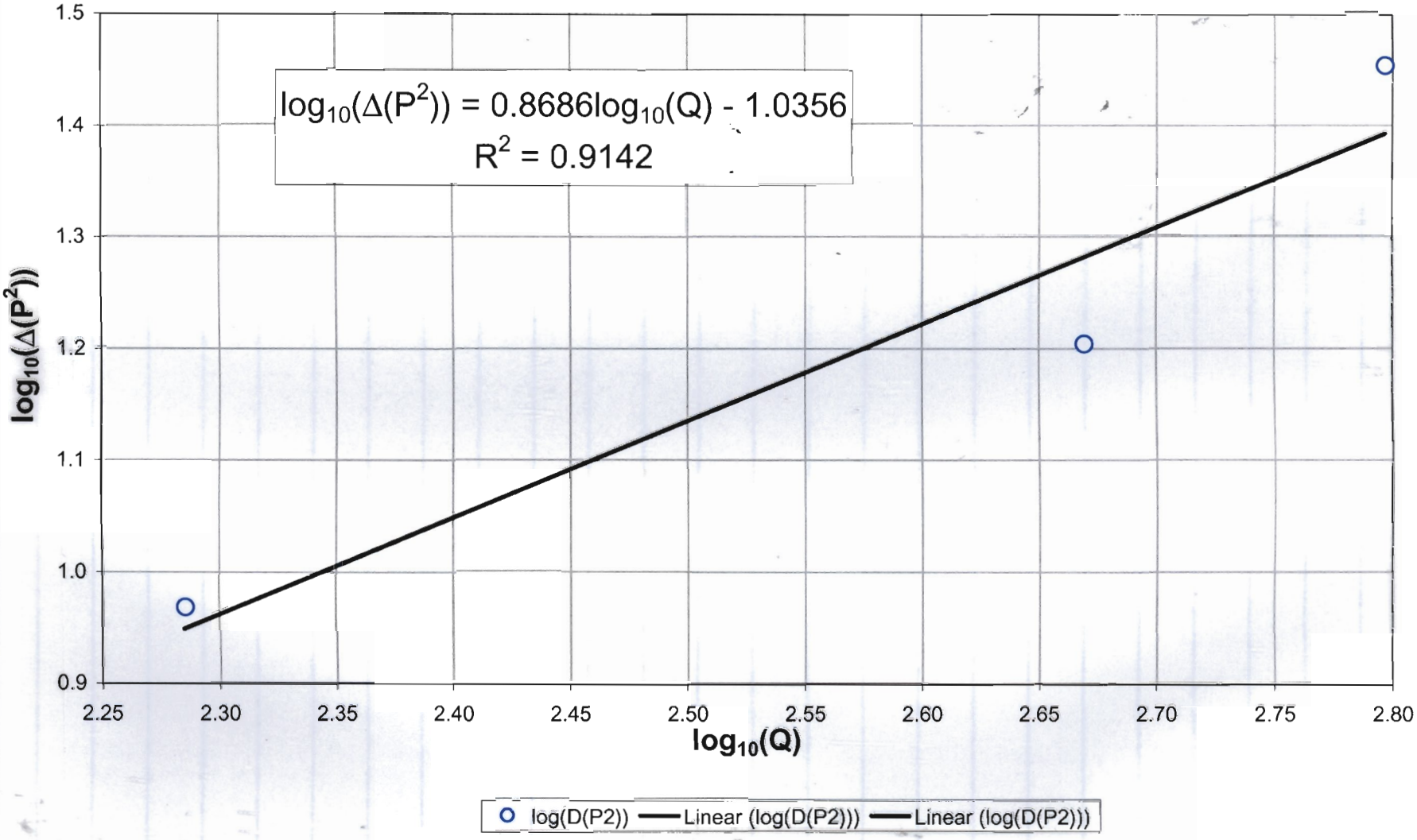

RWM, 01/28/03

Final check for high velocity flow effects:
High velocity flow effects are present when the slope is non-zero and positive.
V2 Transect: Drillhole 3

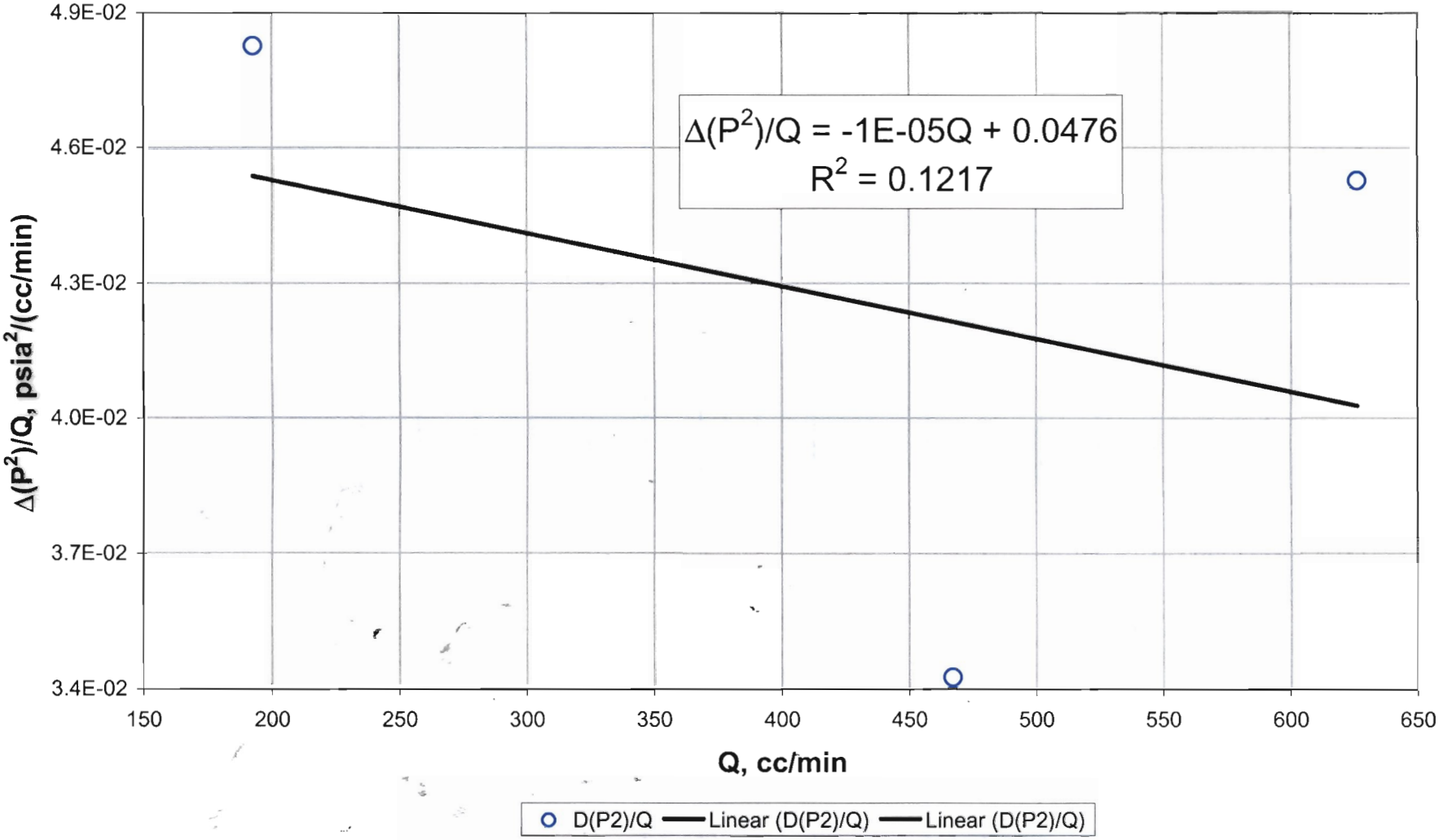

Relationship between steady-state differential pressures squared and flowrate:
If relationship is linear, with the ordinate intercept nearly zero,
there is no high velocity flow effect.
V2 Transect: Drillhole 4

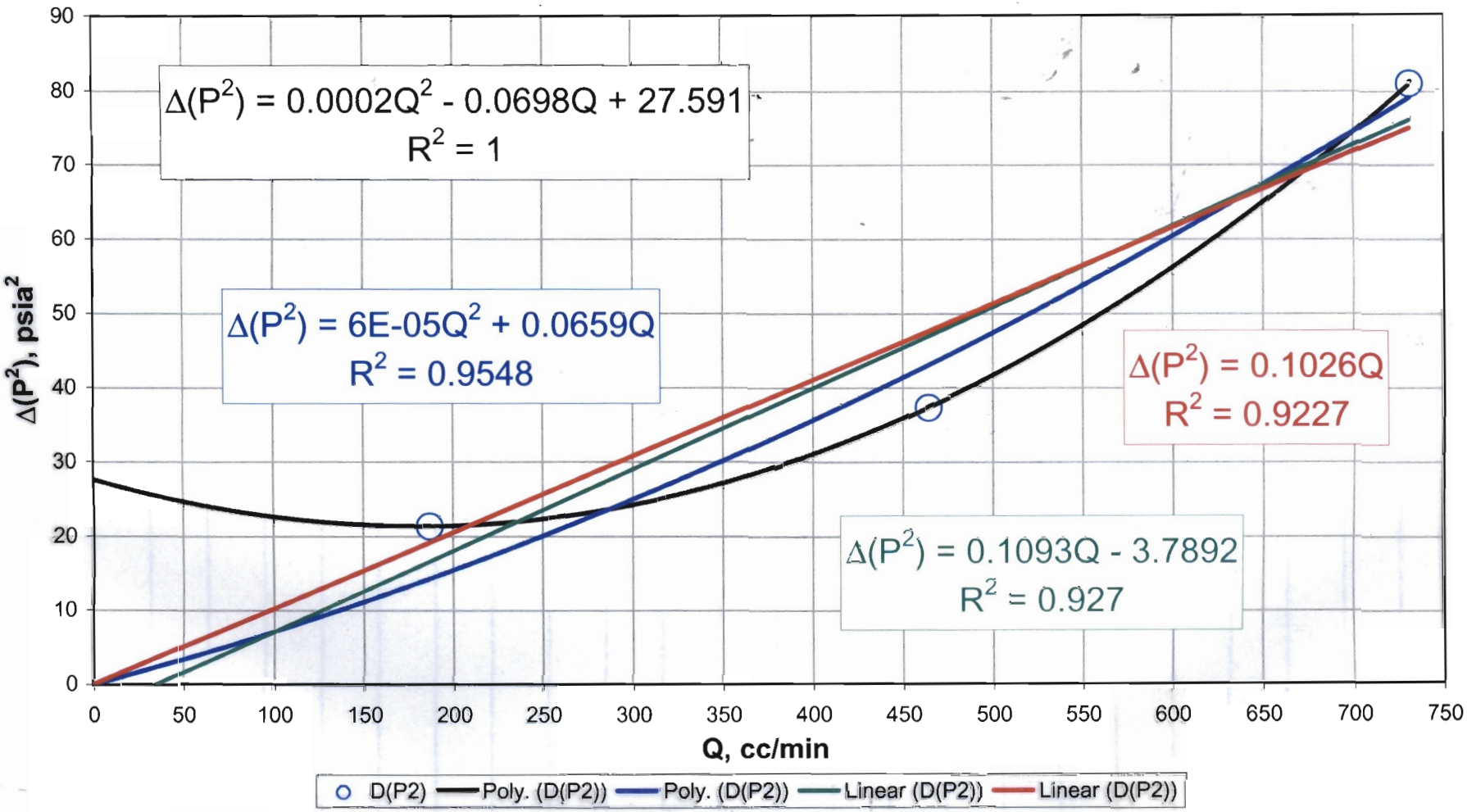

Run 01/28/05

Log-Log plot of differential pressures squared vs. flowrate--used to identify the presence of high-velocity flow effects (when the slope is greater than unity)
V2 Transect: Drillhole 4

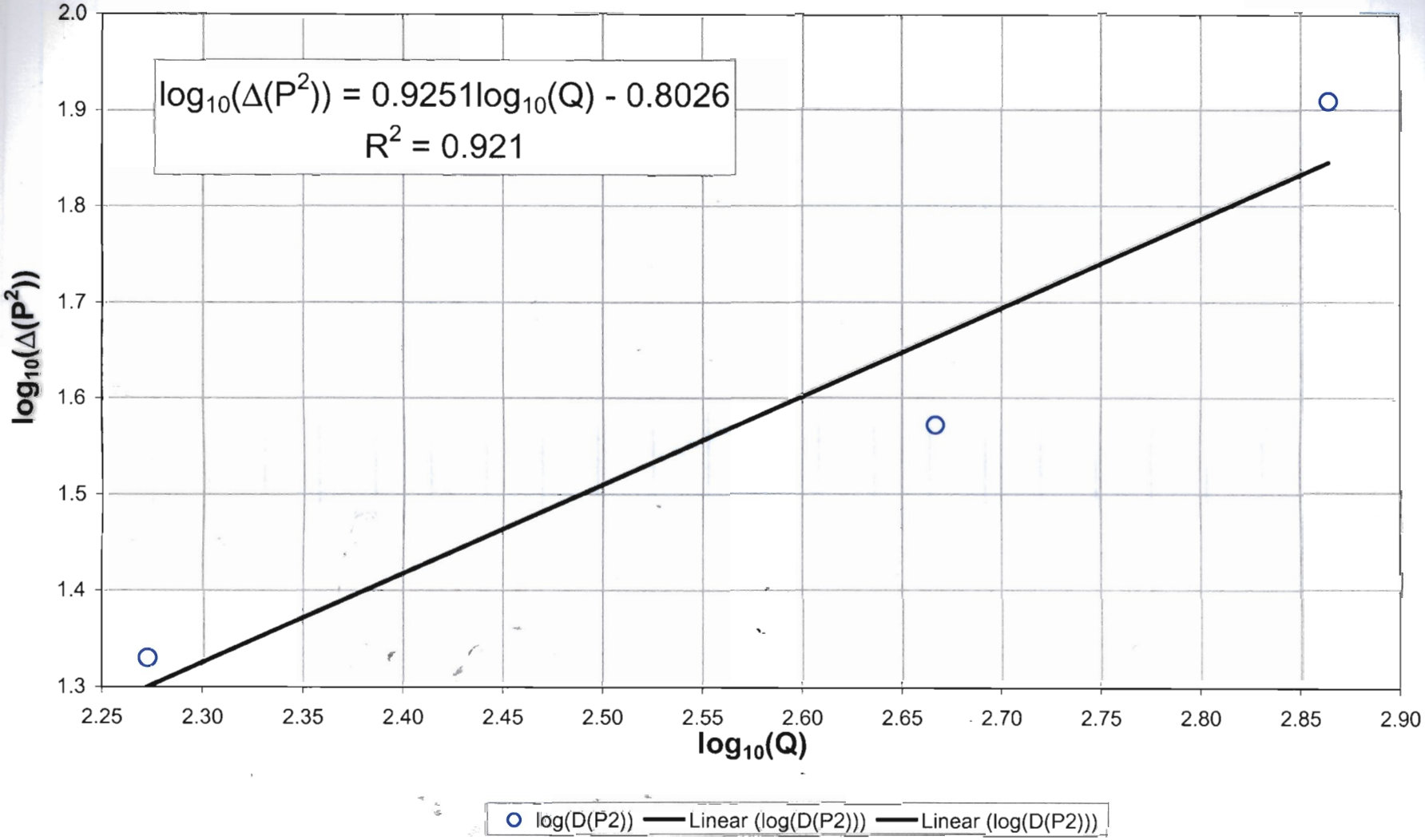

RWM, 01/28/05

Final check for high velocity flow effects:
High velocity flow effects are present when the slope is non-zero and positive.
V2 Transect: Drillhole 4

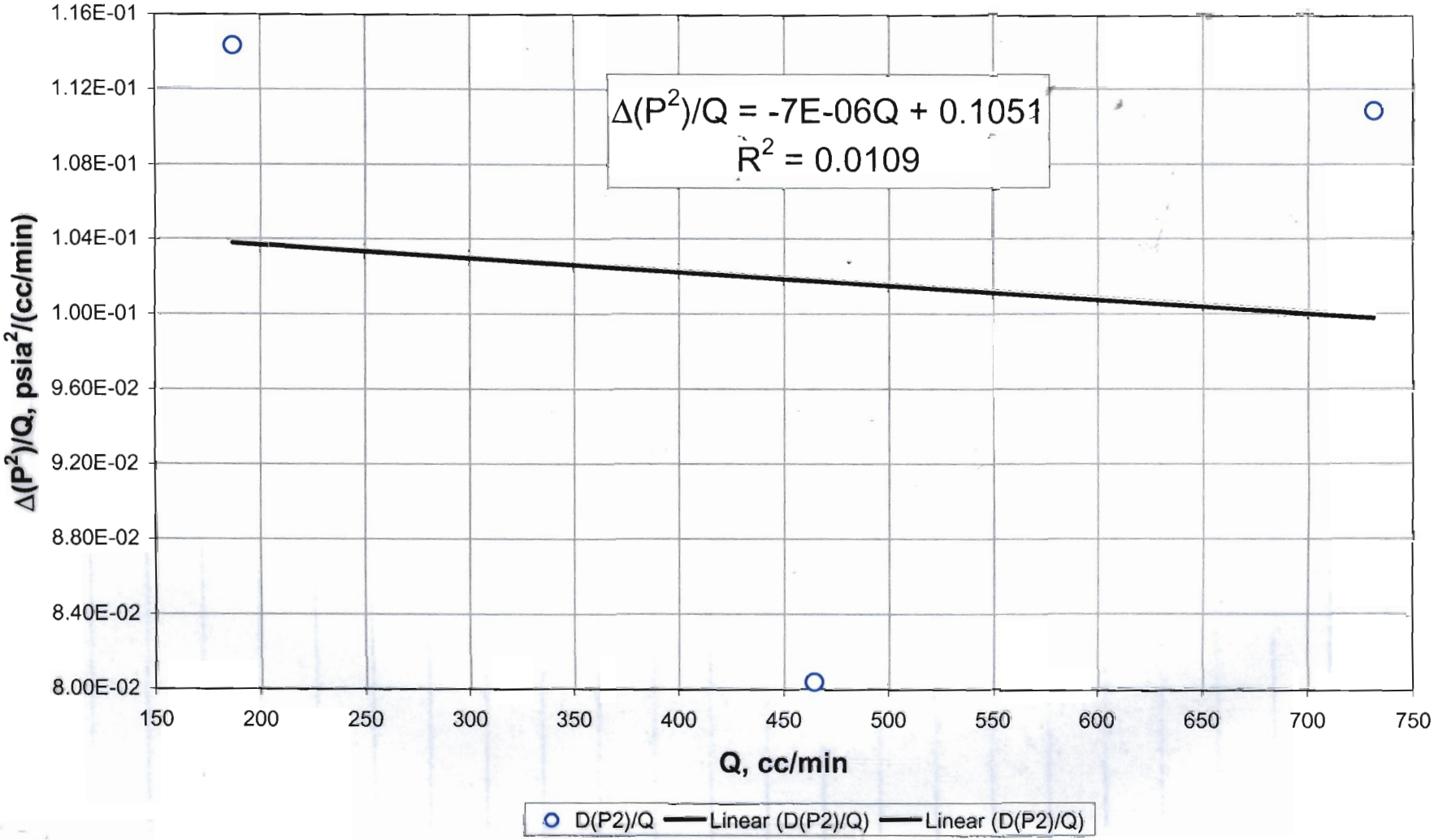

Run 01 18/03

Relationship between steady-state differential pressures squared and flowrate:
If relationship is linear, with the ordinate intercept nearly zero,
there is no high velocity flow effect.
V2 Transect: Drillhole 5

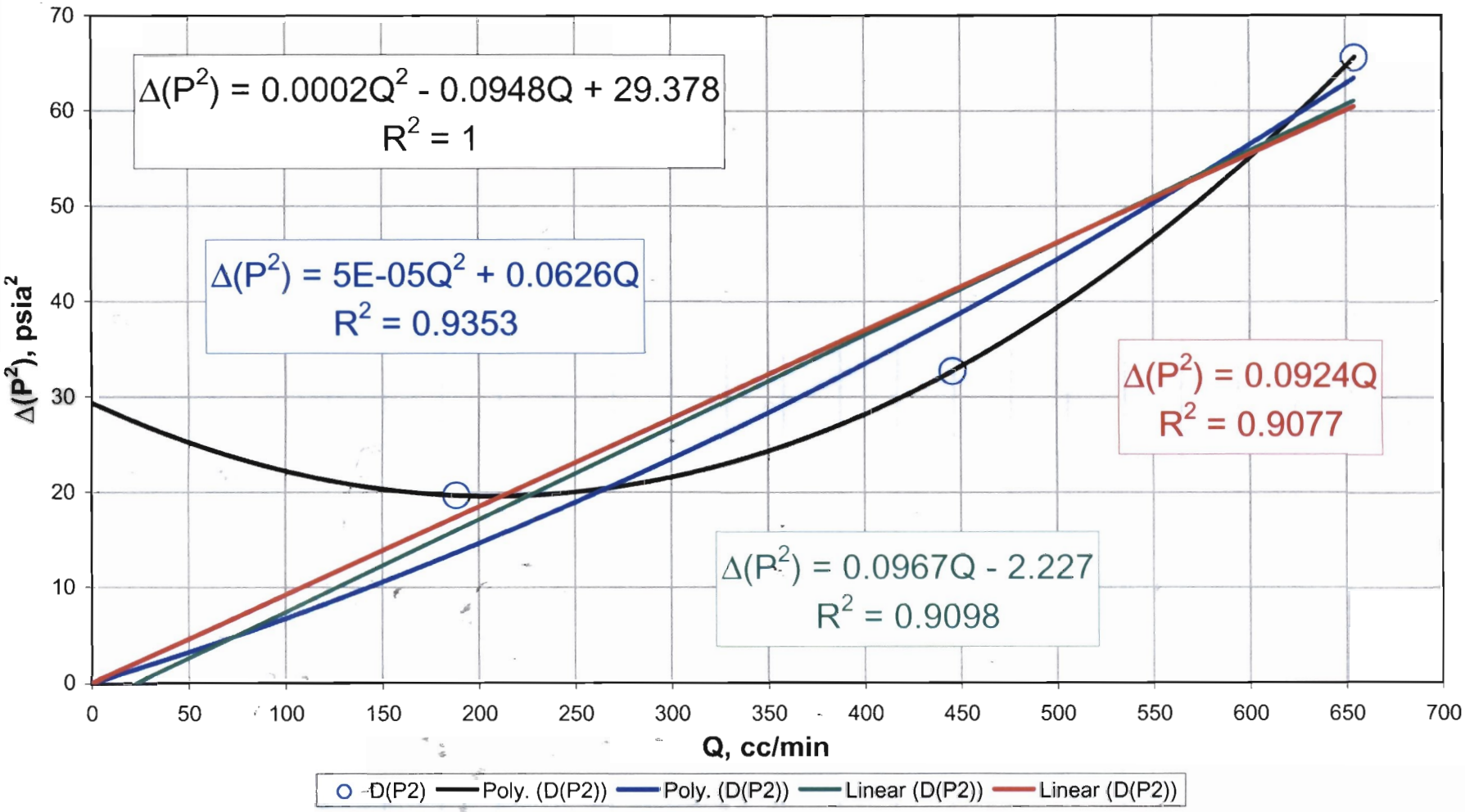

Log-Log plot of differential pressures squared vs. flowrate--used to identify the presence of high-velocity flow effects (when the slope is greater than unity)
V2 Transect: Drillhole 5

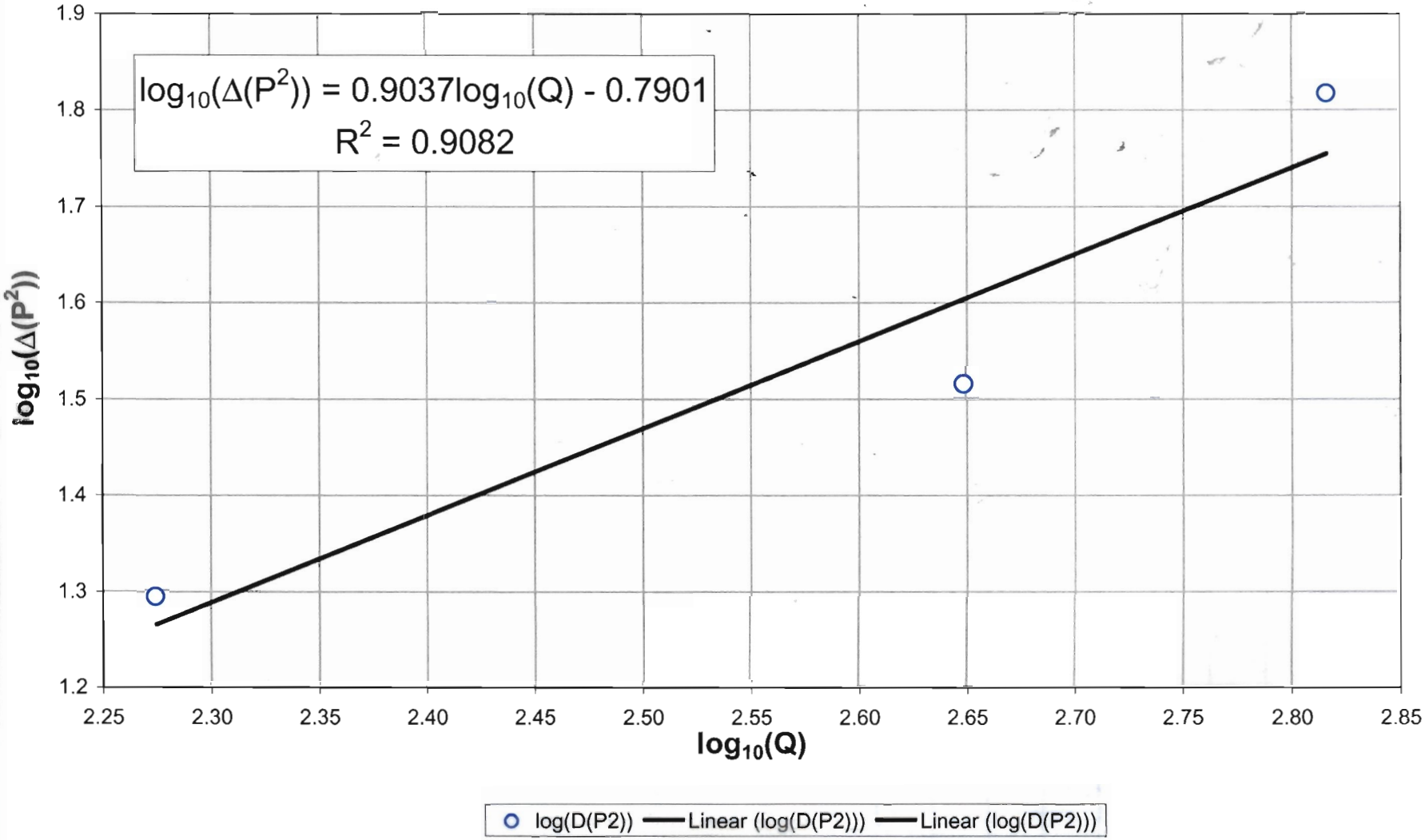

Run, 01/18/05

Final check for high velocity flow effects:
High velocity flow effects are present when the slope is non-zero and positive.
V2 Transect: Drillhole 5

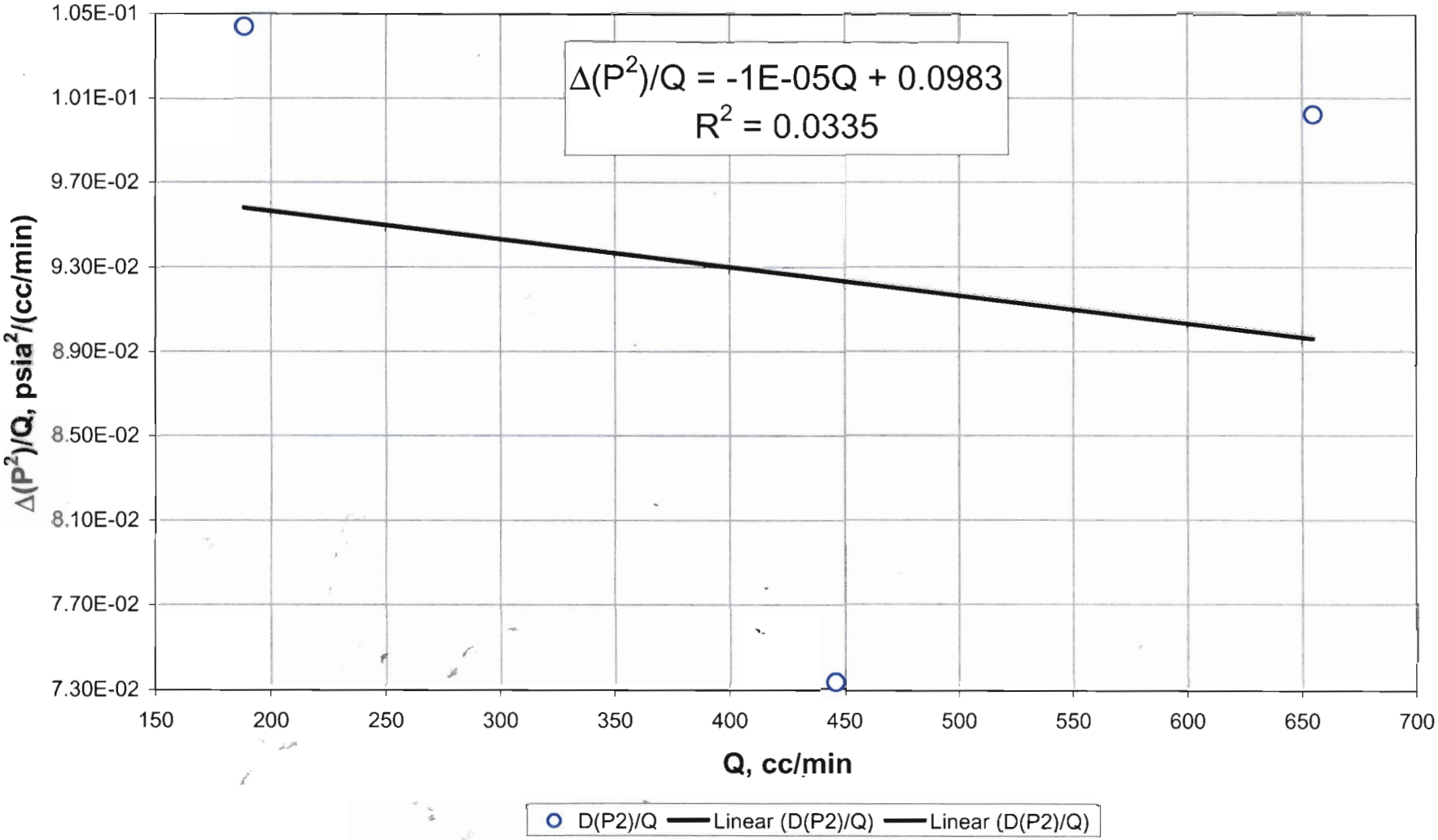

Relationship between steady-state differential pressures squared and flowrate:
If relationship is linear, with the ordinate intercept nearly zero,
there is no high velocity flow effect.
V2 Transect: Drillhole ~~5~~ 6 RNM 01/23/03

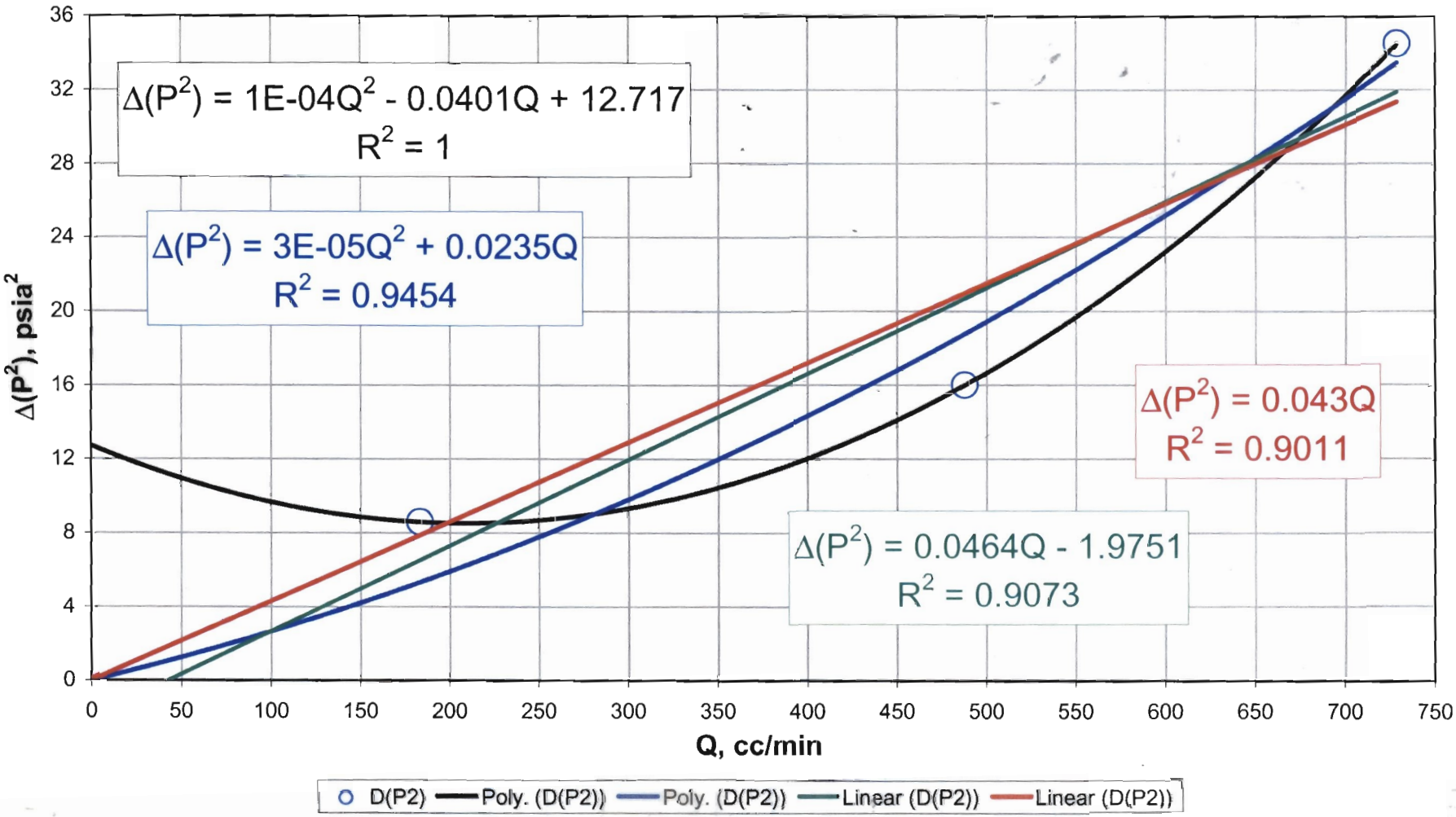

RNM 01/28/03

Log-Log plot of differential pressures squared vs. flowrate--used to identify the presence of high-velocity flow effects (when the slope is greater than unity)
V2 Transect: Drillhole 6

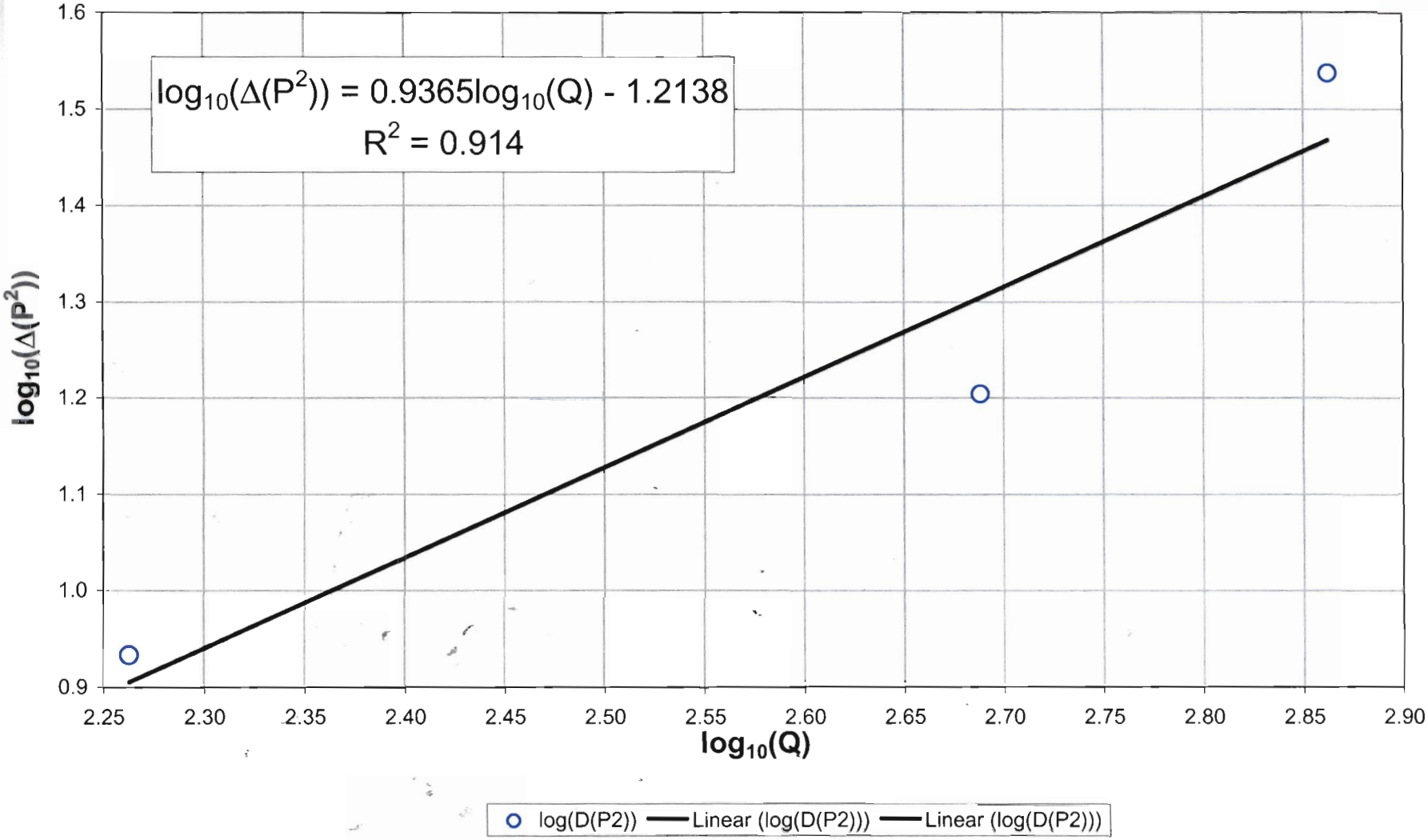

Run, 01 log log

Final check for high velocity flow effects:
High velocity flow effects are present when the slope is non-zero and positive.
V2 Transect: Drillhole 6

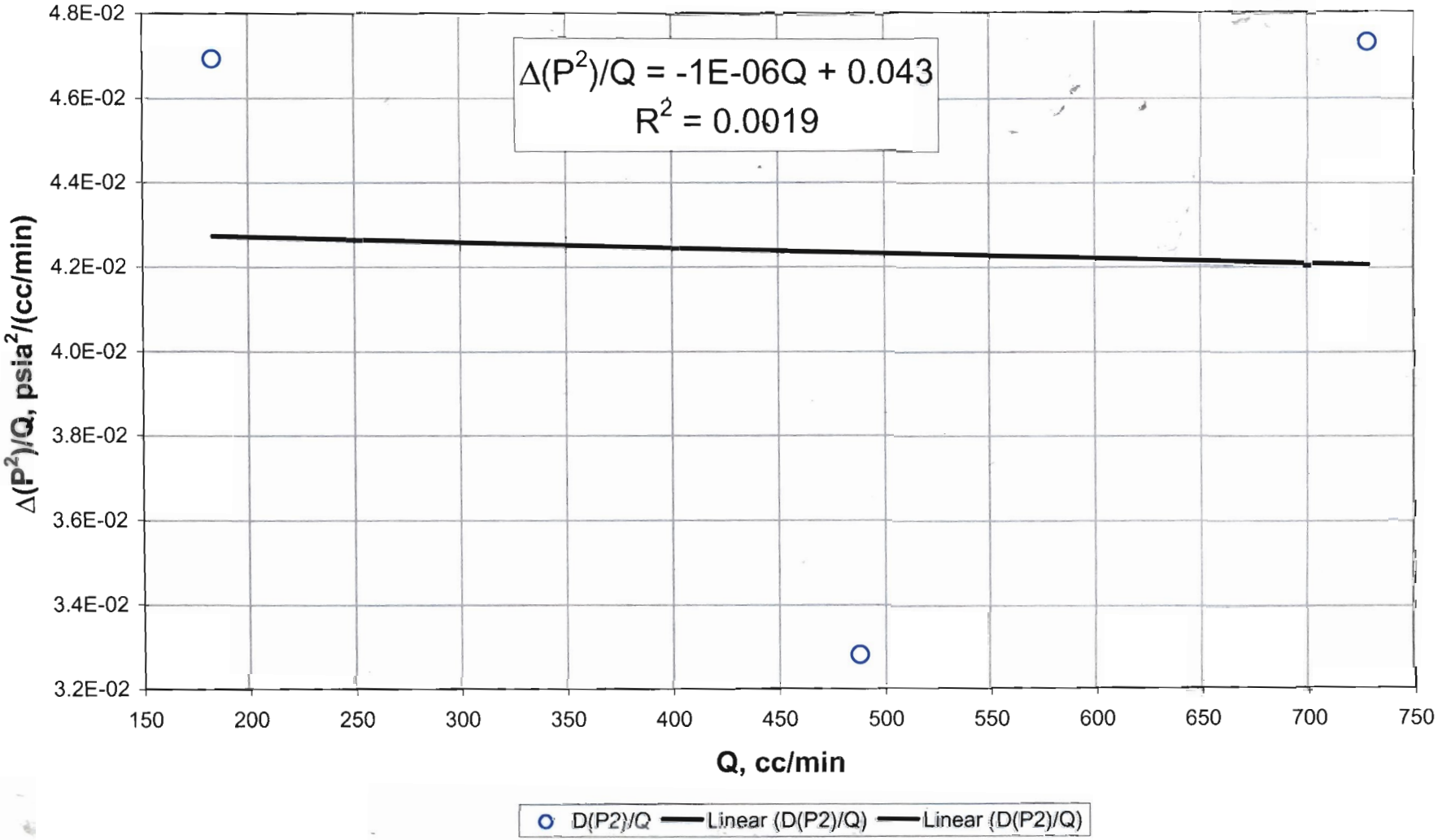

Relationship between steady-state differential pressures squared and flowrate:
If relationship is linear, with the ordinate intercept nearly zero,
there is no high velocity flow effect.
V2 Transect: Drillhole 7

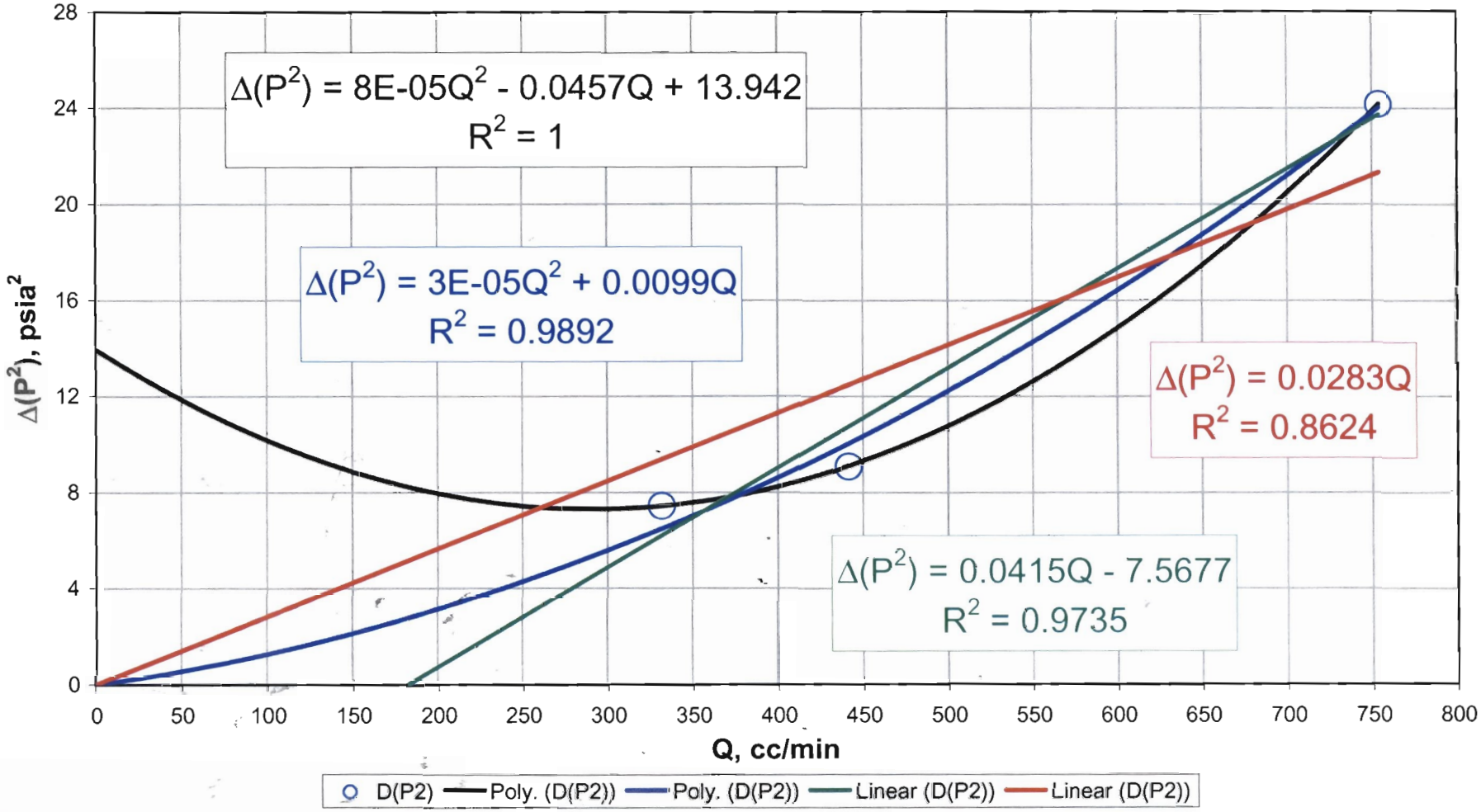

Log-Log plot of differential pressures squared vs. flowrate--used to identify the presence of high-velocity flow effects (when the slope is greater than unity)
V2 Transect: Drillhole 7

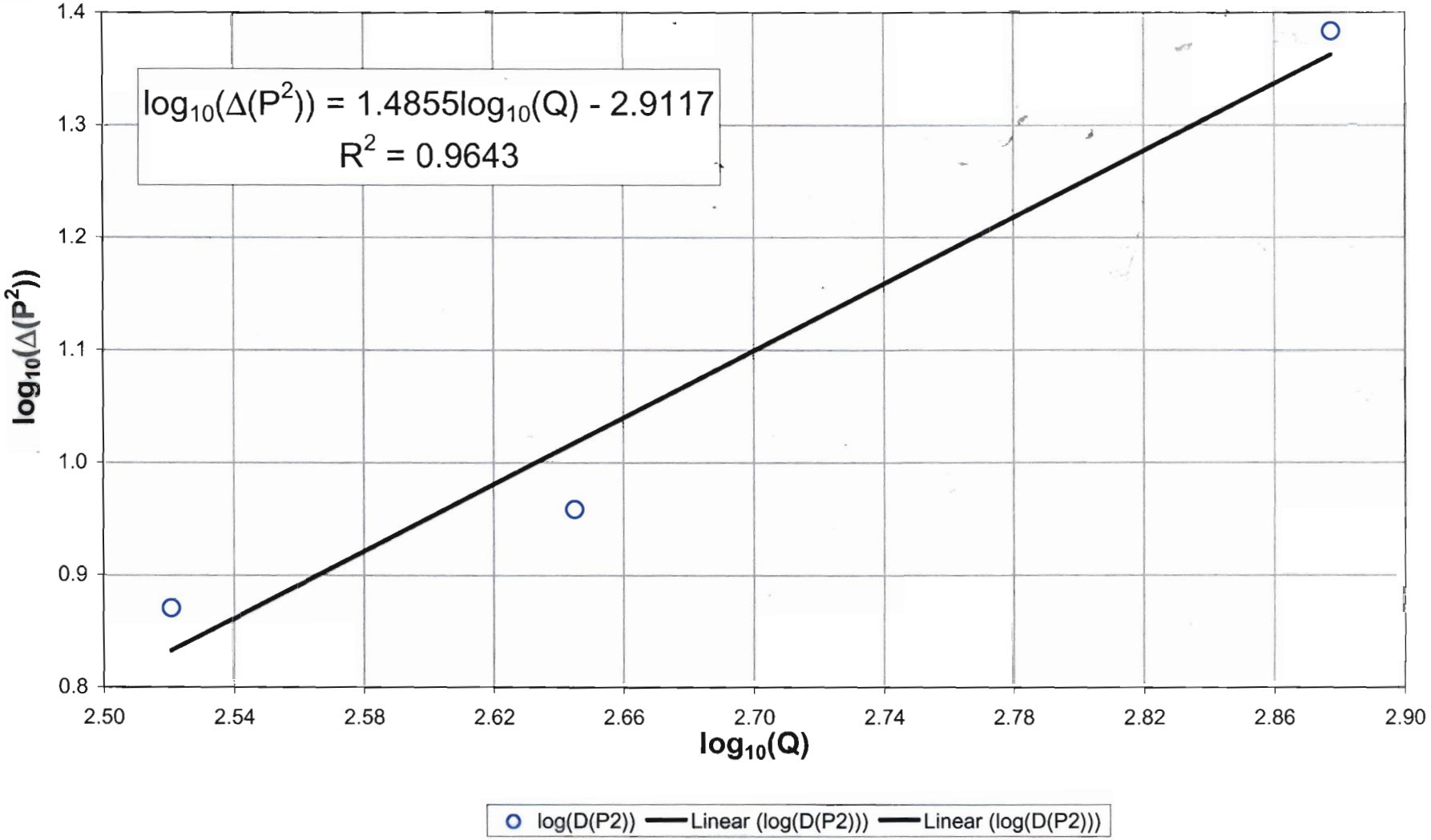

Run 01 Table 3

Final check for high velocity flow effects:
High velocity flow effects are present when the slope is non-zero and positive.
V2 Transect: Drillhole 7

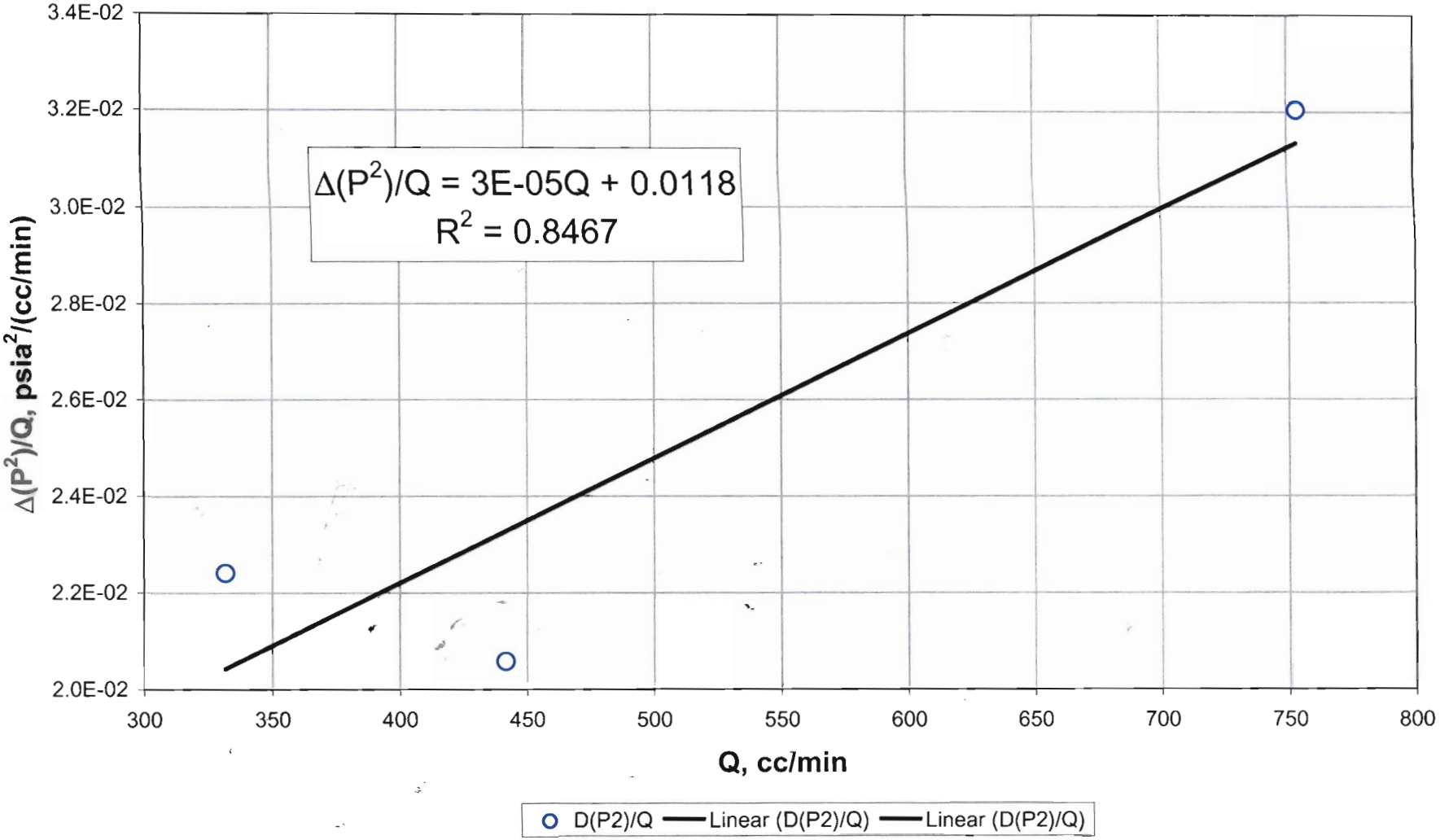

Rwm 01/25/05

Relationship between steady-state differential pressures squared and flowrate:
If relationship is linear, with the ordinate intercept nearly zero,
there is no high velocity flow effect.
V2 Transect: Drillhole 8

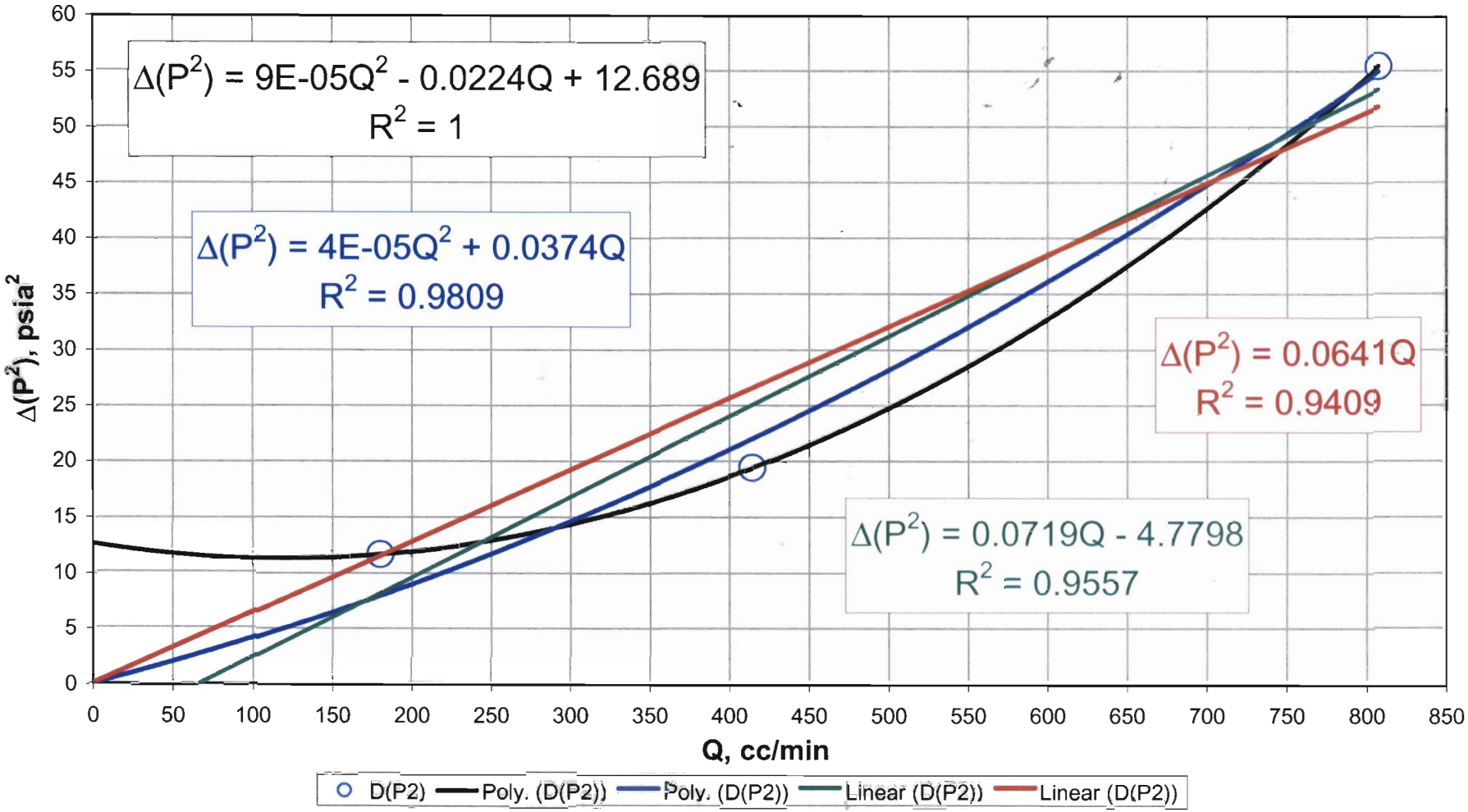

Log-Log plot of differential pressures squared vs. flowrate--used to identify the presence of high-velocity flow effects (when the slope is greater than unity)
V2 Transect: Drillhole 8

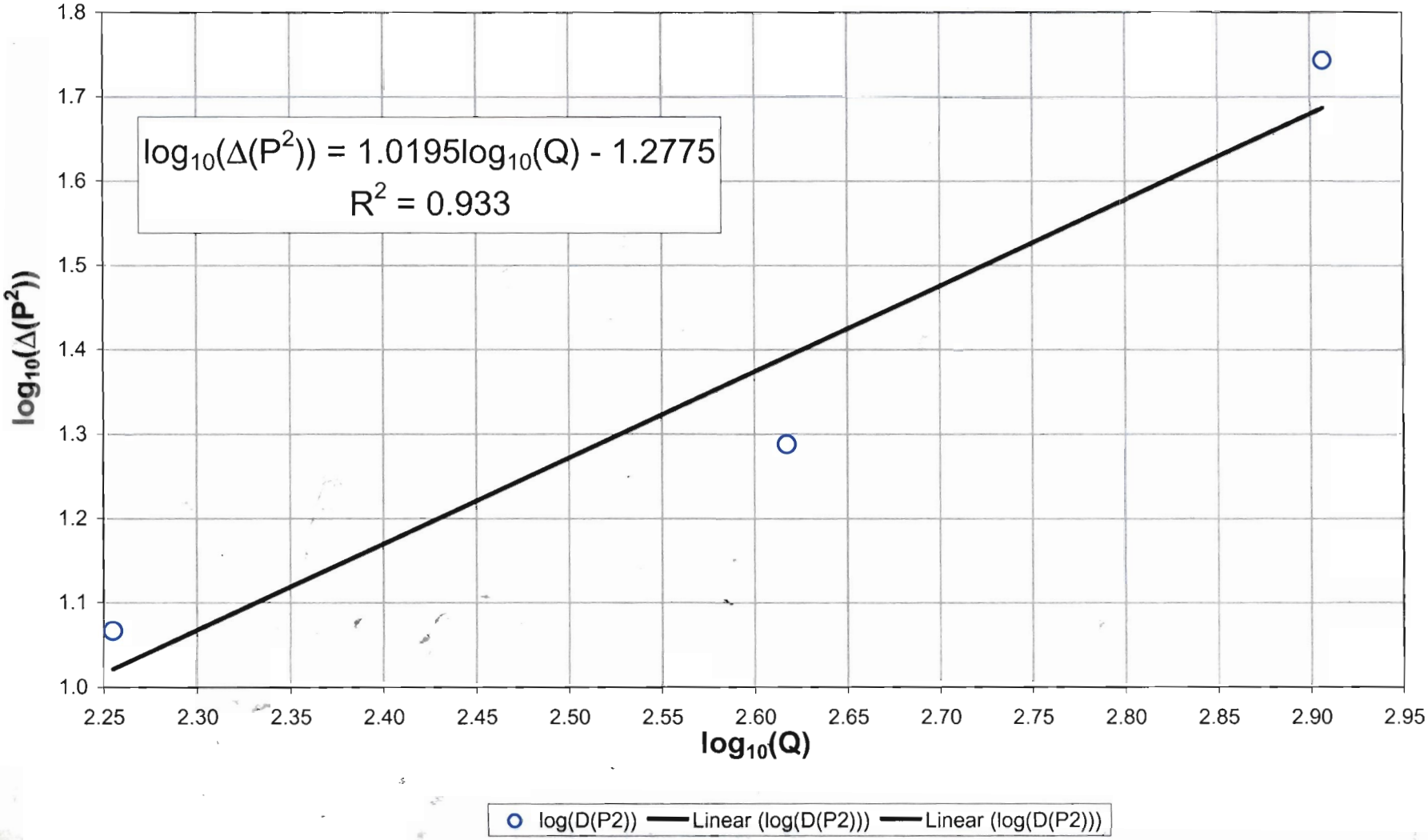

Run 01 28/07

Final check for high velocity flow effects:
High velocity flow effects are present when the slope is non-zero and positive.
V2 Transect: Drillhole 8

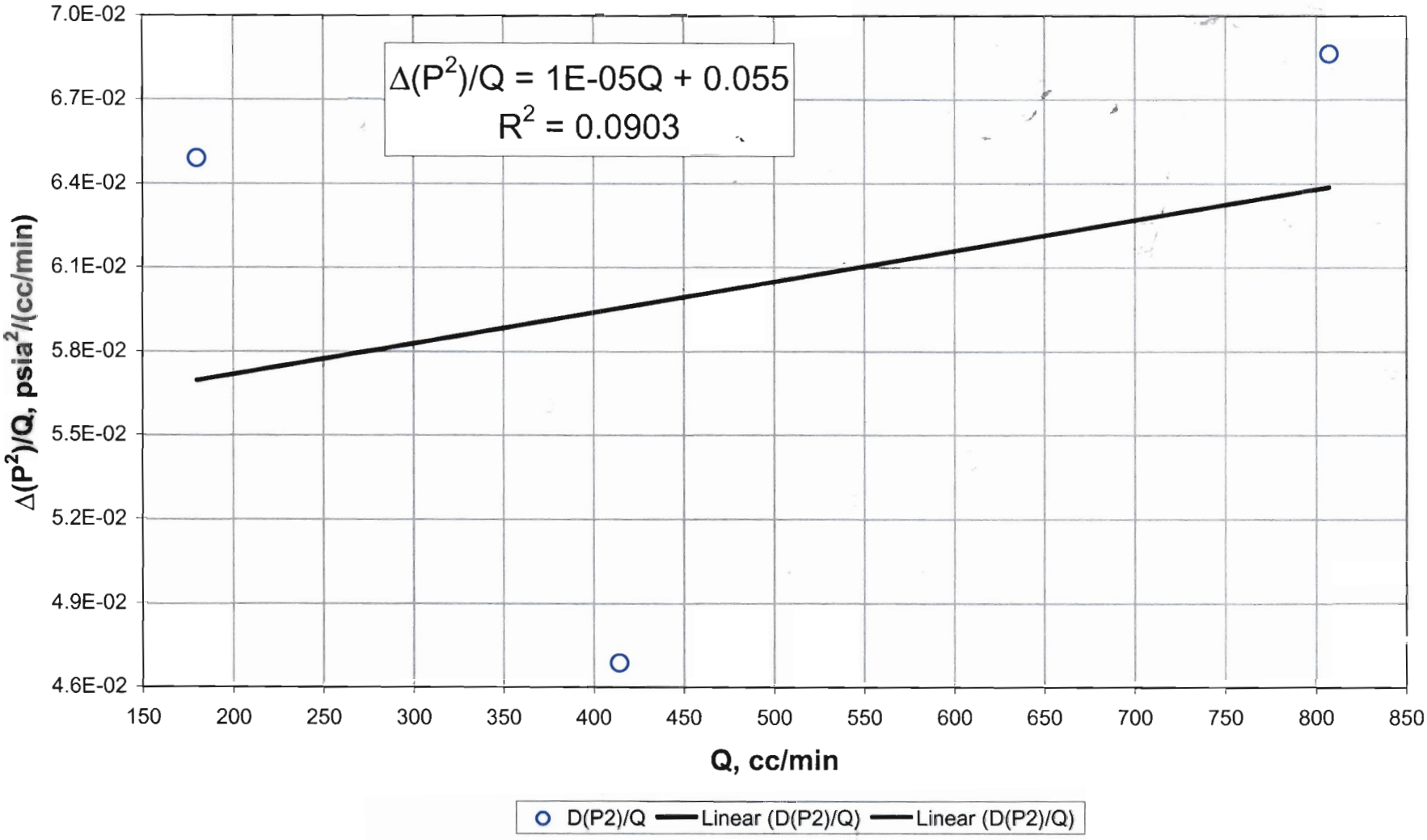

Relationship between steady-state differential pressures squared and flowrate:
If relationship is linear, with the ordinate intercept nearly zero,
there is no high velocity flow effect.
V2 Transect: Drillhole 9

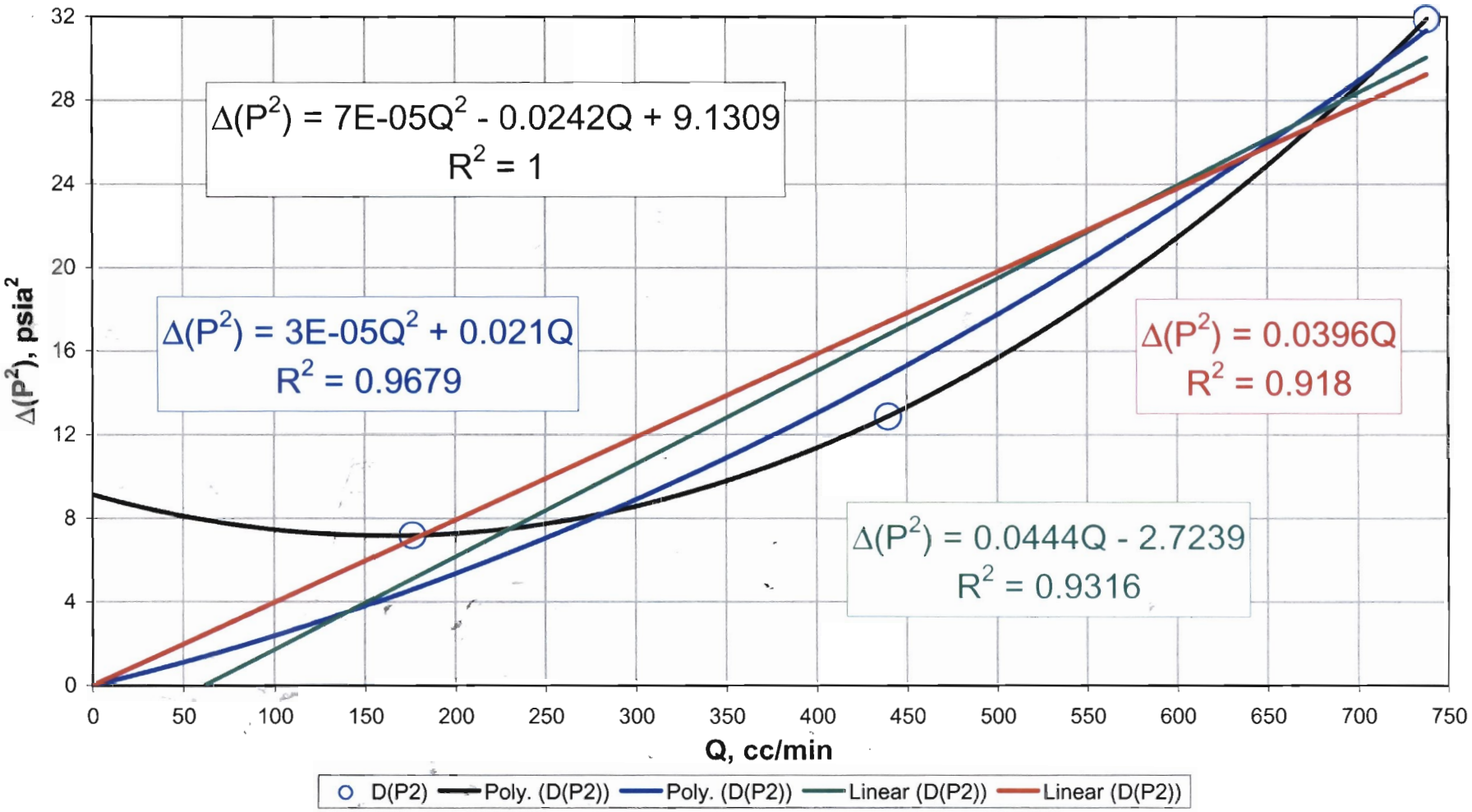

Log-Log plot of differential pressures squared vs. flowrate--used to identify the presence of high-velocity flow effects (when the slope is greater than unity)
V2 Transect: Drillhole 9

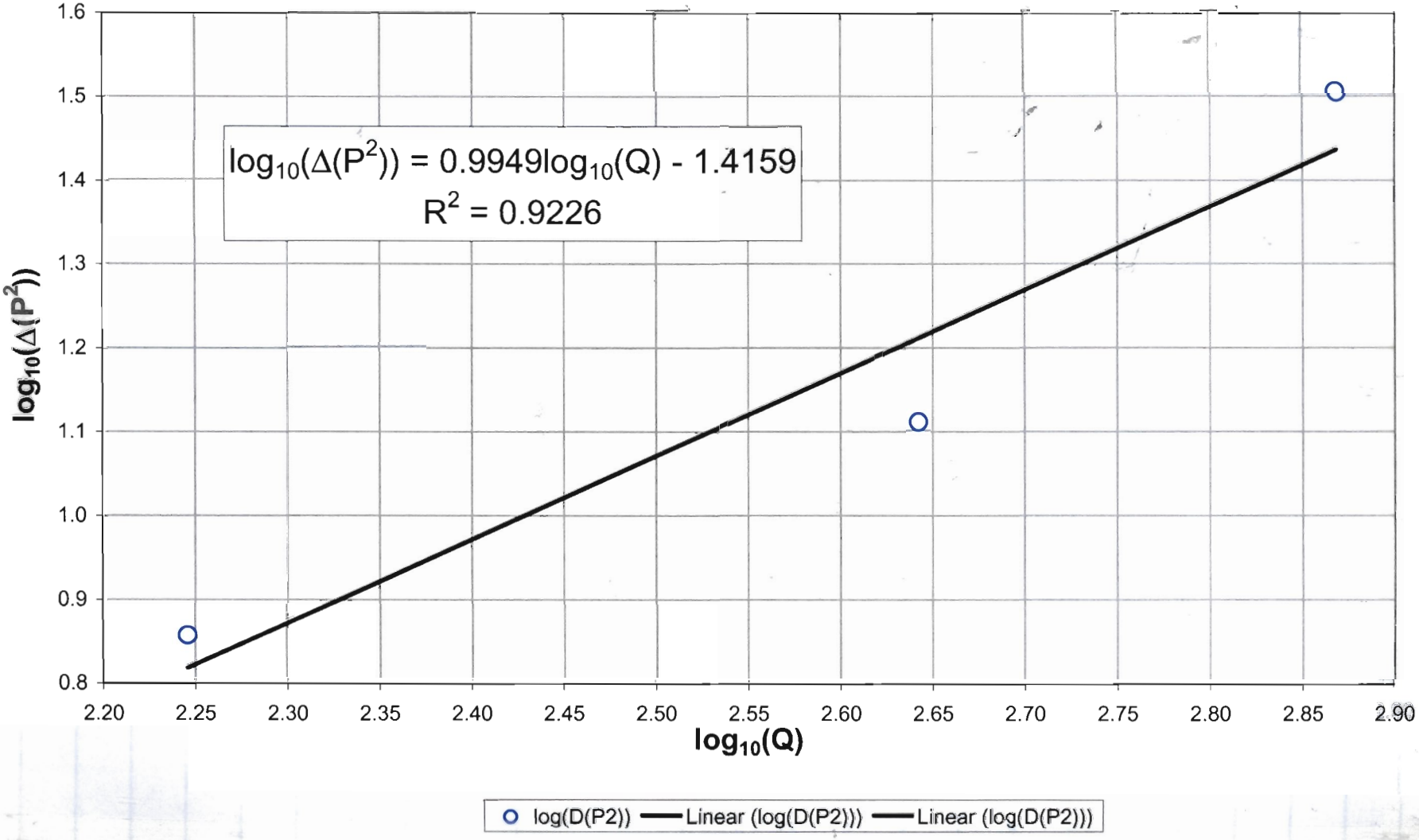

Final check for high velocity flow effects:
High velocity flow effects are present when the slope is non-zero and positive.
V2 Transect: Drillhole 9

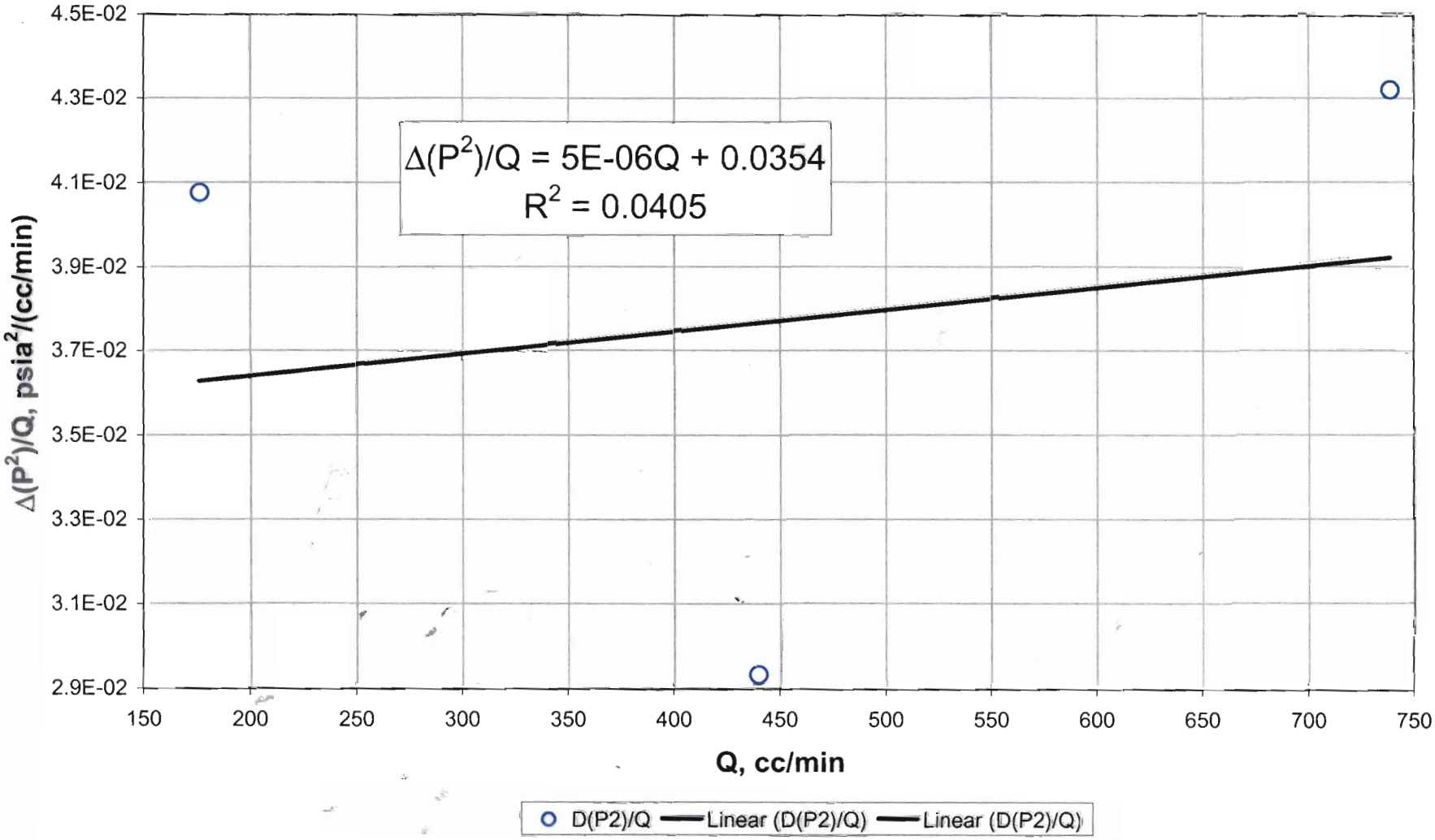

Run on 1/5/05