

Mark B. Bezilla
Vice President

440-280-5382
Fax: 440-280-8029

September 16, 2010

E-10#260

Ohio Environmental Protection Agency
Division of Water Pollution Control
Enforcement Section, ES/DMR
P.O. Box 1049
Columbus, Ohio 43216-1049


SUBJECT:

Perry Nuclear Power Plant, August NPDES Discharge Monitoring Report

Enclosed are the Perry Nuclear Power Plant, NPDES monthly report forms for the month of August 2010. No violations occurred during this period.

If you have questions or require additional information, please contact Mr. Randall Killing at (440) 280-7370.

Sincerely,



Mark B. Bezilla

Enclosures:

- A Station Code 004 Report
- B Station Code 094 Report
- C Station Code 601 Report
- D Station Code 602 Report
- E Station Code 800 Report

cc: NRC Region III
NRC Resident Inspector
NRR Project Manager
NRC Document Control Desk (Docket No. 50-440)

IE25
NRR

Ohio EPA - Daily Discharge Monitoring Report - Form 4500

SUBMISSION ID:

FACILITY: FirstEnergy Nuclear Gen Corp - Perry Plant
LOCATION: 10 Center Rd
 North Perry, OH 44081
COUNTY: Lake
DISTRICT: NEDO

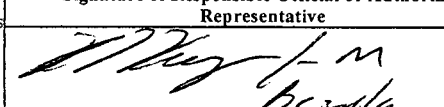
STATUS:

PERMIT NUMBER:
STATION CODE:
MONITORING PERIOD:
REPORTING LAB:
ANALYST:
NO DISCHARGE INDICATOR:

Draft

3IB00016*ID
 004
2010-08-01 To: 2010-08-31
 CCB125
 Randall Killing

PARAMETER	Water Temperature	Flow Rate	pH	Zinc, Total Recoverable	Copper, Total Recoverable	Oxidants, Total Residual	Chlorine, Total Residual
PARAMETER CODE	00011	50050	00400	01094	01119	34044	50060
UNITS	F	MGD	S.U.	ug/l	ug/l	mg/l	mg/l
FREQUENCY	1/Day	1/Day	2/Week	1/Month	1/Month	When Disch.	When Disch.
SAMPLING TYPE	Continuous	Continuous	Grab	Grab	Grab	Grab	Grab
2010-08-01	84	108.4				AH	AA 0.05
2010-08-02	81	105.5				AH	AA 0.05
2010-08-03	84	104.8	8.63			AH	AA 0.05
2010-08-04	84	104.2				AH	AA 0.05
2010-08-05	86	103.4				AH	AA 0.05
2010-08-06	83	106.3	8.62			AH	AA 0.05
2010-08-07	82	107.3				AH	AA 0.05
2010-08-08	83	104.7		1.55	4.11	AH	AA 0.05
2010-08-09	83	106.5				AH	AA 0.05
2010-08-10	83	104.1	8.63			AH	AA 0.05
2010-08-11	84	104.9				AH	AA 0.05
2010-08-12	83	115.3				AH	AA 0.05
2010-08-13	82	108.9	8.54			AH	AA 0.05
2010-08-14	82	111.9				AH	AA 0.05
2010-08-15	82	105.7				AH	AA 0.05
2010-08-16	82	105.3				AH	0.06
2010-08-17	82	108.2	8.46			AH	0.05
2010-08-18	81	118.8				AH	AH
2010-08-19	80	113.1				AH	AA 0.05
2010-08-20	80	86.3	8.64			AH	AA 0.05
2010-08-21	82	101.8				AH	AA 0.05
2010-08-22	81	103.1				AH	AA 0.05
2010-08-23	81	102.2				AH	AA 0.05
2010-08-24	79	99.0	8.59			AH	AA 0.05
2010-08-25	77	99.2				AH	0.05
2010-08-26	80	87.6				AH	AA 0.05
2010-08-27	79	87.8	8.69			AH	AA 0.05
2010-08-28	80	86.4				AH	AA 0.05
2010-08-29	80	84.0				AH	0.07
2010-08-30	81	82.1				AH	AA 0.05
2010-08-31	82	81.8	8.8			AH	AA 0.05
Minimum	77.0	81.8	8.46	1.55	4.11		0.0
Maximum	86.0	118.8	8.8	1.55	4.11		0.07
Average	81.70968	101.56774		1.55	4.11		0.00767
Count	31	31	9	1	1		30

Name of Responsible Official or Authorized Representative	I certify under the penalty of law that I have personally examined and am familiar with the information submitted herein and based on my inquiry of those individuals immediately responsible for obtaining the information, I believe the submitted information is true, accurate and complete. I am aware that there are significant penalties for submitting false information, including the possibility of fine and imprisonment.	Signature of Responsible Official or Authorized Representative	Submission Date/Time
			8/31/10 16:10

Ohio EPA - Daily Discharge Monitoring Report - Form 4500

SUBMISSION ID:

FACILITY:

LOCATION:

COUNTY:

DISTRICT:

FirstEnergy Nuclear Gen Corp - Perry Plant
 10 Center Rd
 North Perry, OH 44081
 Lake
 NEDO

STATUS:

PERMIT NUMBER:

STATION CODE:

MONITORING PERIOD :

REPORTING LAB:

ANALYST:

NO DISCHARGE INDICATOR:

Draft

31B00016*ID


004

2010-08-01 To: 2010-08-31

CCB125

Randall Killing

PARAMETER	Chlorination/Bromination Duration					
PARAMETER CODE	78739					
UNITS	Minutes					
FREQUENCY	When Disch.					
SAMPLING TYPE	Total					
2010-08-01	100					
2010-08-02	100					
2010-08-03	100					
2010-08-04	85					
2010-08-05	85					
2010-08-06	100					
2010-08-07	100					
2010-08-08	100					
2010-08-09	100					
2010-08-10	100					
2010-08-11	100					
2010-08-12	100					
2010-08-13	100					
2010-08-14	100					
2010-08-15	100					
2010-08-16	50					
2010-08-17	100					
2010-08-18	0					
2010-08-19	100					
2010-08-20	100					
2010-08-21	100					
2010-08-22	100					
2010-08-23	100					
2010-08-24	100					
2010-08-25	100					
2010-08-26	100					
2010-08-27	100					
2010-08-28	100					
2010-08-29	100					
2010-08-30	100					
2010-08-31	100					
Minimum	0.0					
Maximum	100.0					
Average	94.19355					
Count	31					

Name of Responsible Official or Authorized Representative <i>VP Nuckey</i>	I certify under the penalty of law that I have personally examined and am familiar with the information submitted herein and based on my inquiry of those individuals immediately responsible for obtaining the information, I believe the submitted information is true, accurate and complete. I am aware that there are significant penalties for submitting false information, including the possibility of fine and imprisonment.	Signature of Responsible Official or Authorized Representative 	Submission Date/Time 8/10 9/16/10
---	--	--	---

Ohio EPA - Daily Discharge Monitoring Report - Form 4500

SUBMISSION ID:

FACILITY:

LOCATION:

COUNTY:

DISTRICT:

FirstEnergy Nuclear Gen Corp - Perry Plant
 10 Center Rd
 North Perry, OH 44081
 Lake
 NEDO

STATUS:

PERMIT NUMBER:

STATION CODE:

MONITORING PERIOD :

REPORTING LAB:

ANALYST:

NO DISCHARGE INDICATOR: AL

Draft

3IB00016*ID

094

2010-08-01 To: 2010-08-31

PARAMETER	Water Temperature	Flow Rate	pH	Zinc, Total Recoverable	Copper, Total Recoverable	Oxidants, Total Residual	Chlorine, Total Residual
PARAMETER CODE	00011	50050	00400	01094	01119	34044	50060
UNITS	F	MGD	S.U.	.ug/l	ug/l	mg/l	mg/l
FREQUENCY	1/Day	1/Day	2/Week	1/Month	1/Month	When Disch.	When Disch.
SAMPLING TYPE	Continuous	Continuous	Grab	Grab	Grab	Grab	Grab
2010-08-01							
2010-08-02							
2010-08-03							
2010-08-04							
2010-08-05							
2010-08-06							
2010-08-07							
2010-08-08							
2010-08-09							
2010-08-10							
2010-08-11							
2010-08-12							
2010-08-13							
2010-08-14							
2010-08-15							
2010-08-16							
2010-08-17							
2010-08-18							
2010-08-19							
2010-08-20							
2010-08-21							
2010-08-22							
2010-08-23							
2010-08-24							
2010-08-25							
2010-08-26							
2010-08-27							
2010-08-28							
2010-08-29							
2010-08-30							
2010-08-31							
Minimum							
Maximum							
Average							
Count							

<p>Name of Responsible Official or Authorized Representative</p> <p><i>VP Nuclear</i></p>	<p>I certify under the penalty of law that I have personally examined and am familiar with the information submitted herein and based on my inquiry of those individuals immediately responsible for obtaining the information, I believe the submitted information is true, accurate and complete. I am aware that there are significant penalties for submitting false information, including the possibility of fine and imprisonment.</p>	<p>Signature of Responsible Official or Authorized Representative</p> <p><i>[Handwritten Signature]</i></p>	<p>Submission Date/Time</p> <p><i>1610 7/16/10</i></p>
--	---	--	---

Ohio EPA - Daily Discharge Monitoring Report - Form 4500

SUBMISSION ID:

FACILITY:

LOCATION:

COUNTY:

DISTRICT:

FirstEnergy Nuclear Gen Corp - Perry Plant
 10 Center Rd
 North Perry, OH 44081
 Lake
 NEDO

STATUS:

PERMIT NUMBER:

STATION CODE:

MONITORING PERIOD :

REPORTING LAB:

ANALYST:

NO DISCHARGE INDICATOR: AL


Draft

3IB00016*ID

094

2010-08-01 To: 2010-08-31

PARAMETER	Chlorination/Bromination Duration					
PARAMETER CODE	78739					
UNITS	Minutes					
FREQUENCY	When Disch.					
SAMPLING TYPE	Total					
2010-08-01						
2010-08-02						
2010-08-03						
2010-08-04						
2010-08-05						
2010-08-06						
2010-08-07						
2010-08-08						
2010-08-09						
2010-08-10						
2010-08-11						
2010-08-12						
2010-08-13						
2010-08-14						
2010-08-15						
2010-08-16						
2010-08-17						
2010-08-18						
2010-08-19						
2010-08-20						
2010-08-21						
2010-08-22						
2010-08-23						
2010-08-24						
2010-08-25						
2010-08-26						
2010-08-27						
2010-08-28						
2010-08-29						
2010-08-30						
2010-08-31						
Minimum						
Maximum						
Average						
Count						

Name of Responsible Official or Authorized Representative VP Nuclear	I certify under the penalty of law that I have personally examined and am familiar with the information submitted herein and based on my inquiry of those individuals immediately responsible for obtaining the information, I believe the submitted information is true, accurate and complete. I am aware that there are significant penalties for submitting false information, including the possibility of fine and imprisonment.	Signature of Responsible Official or Authorized Representative 	Submission Date/Time 1610 9/16/10
--	--	---	--

Ohio EPA - Daily Discharge Monitoring Report - Form 4500

SUBMISSION ID:

FACILITY:

LOCATION:

COUNTY:

DISTRICT:

FirstEnergy Nuclear Gen Corp - Perry Plant
 10 Center Rd
 North Perry, OH 44081
 Lake
 NEDO

STATUS:

PERMIT NUMBER:

STATION CODE:

MONITORING PERIOD :

REPORTING LAB:

ANALYST:

NO DISCHARGE INDICATOR: AL


Draft

3IB00016*ID

601

2010-08-01 To: 2010-08-31

PARAMETER	Flow Rate	pH	Total Suspended Solids	Oil and Grease, Total			
PARAMETER CODE	50050	00400	00530	00550			
UNITS	MGD	S.U.	mg/l	mg/l			
FREQUENCY	Continuous	1 / 2 Weeks	1 / 2 Weeks	1 / 2 Weeks			
SAMPLING TYPE	24hr Total	Grab	Grab	Grab			
2010-08-01							
2010-08-02							
2010-08-03							
2010-08-04							
2010-08-05							
2010-08-06							
2010-08-07							
2010-08-08							
2010-08-09							
2010-08-10							
2010-08-11							
2010-08-12							
2010-08-13							
2010-08-14							
2010-08-15							
2010-08-16							
2010-08-17							
2010-08-18							
2010-08-19							
2010-08-20							
2010-08-21							
2010-08-22							
2010-08-23							
2010-08-24							
2010-08-25							
2010-08-26							
2010-08-27							
2010-08-28							
2010-08-29							
2010-08-30							
2010-08-31							
Minimum							
Maximum							
Average							
Count							

Name of Responsible Official or Authorized Representative	I certify under the penalty of law that I have personally examined and am familiar with the information submitted herein and based on my inquiry of those individuals immediately responsible for obtaining the information, I believe the submitted information is true, accurate and complete. I am aware that there are significant penalties for submitting false information, including the possibility of fine and imprisonment.	Signature of Responsible Official or Authorized Representative	Submission Date/Time
VP Nuclear			1610 8/31/10

Ohio EPA - Daily Discharge Monitoring Report - Form 4500

SUBMISSION ID:

FACILITY:

LOCATION:

COUNTY:

DISTRICT:

FirstEnergy Nuclear Gen Corp - Perry Plant
 10 Center Rd
 North Perry, OH 44081
 Lake
 NEDO

STATUS:

PERMIT NUMBER:

STATION CODE:

MONITORING PERIOD :

REPORTING LAB:

ANALYST:

NO DISCHARGE INDICATOR: AL


Draft

3IB00016*ID

602

2010-08-01 To: 2010-08-31

PARAMETER	Flow Rate	pH	Total Suspended Solids	Oil and Grease, Total	Iron, Total Recoverable	Copper, Total Recoverable	
PARAMETER CODE	50050	00400	00530	00550	00980	01119	
UNITS	MGD	S.U.	mg/l	mg/l	ug/l	ug/l	
FREQUENCY	Continuous	1 / 2 Weeks	1 / 2 Weeks	1 / 2 Weeks	1 / 2 Weeks	1 / 2 Weeks	
SAMPLING TYPE	24hr Total	Grab	24hr Composite	Grab	24hr Composite	24hr Composite	
2010-08-01							
2010-08-02							
2010-08-03							
2010-08-04							
2010-08-05							
2010-08-06							
2010-08-07							
2010-08-08							
2010-08-09							
2010-08-10							
2010-08-11							
2010-08-12							
2010-08-13							
2010-08-14							
2010-08-15							
2010-08-16							
2010-08-17							
2010-08-18							
2010-08-19							
2010-08-20							
2010-08-21							
2010-08-22							
2010-08-23							
2010-08-24							
2010-08-25							
2010-08-26							
2010-08-27							
2010-08-28							
2010-08-29							
2010-08-30							
2010-08-31							
Minimum							
Maximum							
Average							
Count							

Name of Responsible Official or Authorized Representative VP Nuclear	I certify under the penalty of law that I have personally examined and am familiar with the information submitted herein and based on my inquiry of those individuals immediately responsible for obtaining the information, I believe the submitted information is true, accurate and complete. I am aware that there are significant penalties for submitting false information, including the possibility of fine and imprisonment.	Signature of Responsible Official or Authorized Representative 	Submission Date/Time 1610 8/31/10
		Page 6	

Ohio EPA - Daily Discharge Monitoring Report - Form 4500


SUBMISSION ID:
FACILITY:
LOCATION:
COUNTY:
DISTRICT:

FirstEnergy Nuclear Gen Corp - Perry Plant
 10 Center Rd
 North Perry, OH 44081
 Lake
 NEDO

STATUS:
PERMIT NUMBER:
STATION CODE:
MONITORING PERIOD :
REPORTING LAB:
ANALYST:
NO DISCHARGE INDICATOR:

Draft
3IB00016*ID
 800
2010-08-01 To: 2010-08-31
 CCB125
 Randall Killing

PARAMETER	Water Temperature	Zinc, Total Recoverable	Copper, Total Recoverable			
PARAMETER CODE	00011	01094	01119			
UNITS	F	ug/l	ug/l			
FREQUENCY	1/Day	1/Month	1/Month			
SAMPLING TYPE	Continuous	Grab	Grab			
2010-08-01	78					
2010-08-02	74					
2010-08-03	79					
2010-08-04	79					
2010-08-05	79					
2010-08-06	80					
2010-08-07	79					
2010-08-08	79	4.1	2.52			
2010-08-09	79					
2010-08-10	79					
2010-08-11	80					
2010-08-12	80					
2010-08-13	79					
2010-08-14	78					
2010-08-15	79					
2010-08-16	79					
2010-08-17	79					
2010-08-18	79					
2010-08-19	79					
2010-08-20	80					
2010-08-21	79					
2010-08-22	79					
2010-08-23	78					
2010-08-24	73					
2010-08-25	72					
2010-08-26	76					
2010-08-27	75					
2010-08-28	76					
2010-08-29	75					
2010-08-30	75					
2010-08-31	76					
Minimum	72.0	4.1	2.52			
Maximum	80.0	4.1	2.52			
Average	77.77419	4.1	2.52			
Count	31	1	1			

Name of Responsible Official or Authorized Representative VP Nuc/ent	I certify under the penalty of law that I have personally examined and am familiar with the information submitted herein and based on my inquiry of those individuals immediately responsible for obtaining the information, I believe the submitted information is true, accurate and complete. I am aware that there are significant penalties for submitting false information, including the possibility of fine and imprisonment.	Signature of Responsible Official or Authorized Representative 	Submission Date/Time 8/31/10 alh/dio
		Page 7	

Ohio EPA - Daily Discharge Monitoring Report - Form 4500

FACILITY: FirstEnergy Nuclear Gen Corp - Perry Plant PERMIT NUMBER: 31B00016*ID
 LOCATION: 10 Center Rd MONITORING PERIOD: 2010-08-01 To: 2010-08-31
 North Perry, OH 44081

PARAMETER COMMENTS:

Station Code	Parameter Name	Parameter Code	Date	Unit	Comment
004	Oxidants, Total Residual	34044	2010-08-01	mg/l	No bromination event this date
004	Oxidants, Total Residual	34044	2010-08-02	mg/l	No bromination event this date
004	Oxidants, Total Residual	34044	2010-08-03	mg/l	No bromination event this date
004	Oxidants, Total Residual	34044	2010-08-04	mg/l	No bromination event this date
004	Oxidants, Total Residual	34044	2010-08-05	mg/l	No bromination event this date
004	Oxidants, Total Residual	34044	2010-08-06	mg/l	No bromination event this date
004	Oxidants, Total Residual	34044	2010-08-07	mg/l	No bromination event this date
004	Oxidants, Total Residual	34044	2010-08-08	mg/l	No bromination event this date
004	Oxidants, Total Residual	34044	2010-08-09	mg/l	No bromination event this date
004	Oxidants, Total Residual	34044	2010-08-10	mg/l	No bromination event this date
004	Oxidants, Total Residual	34044	2010-08-11	mg/l	No bromination event this date
004	Oxidants, Total Residual	34044	2010-08-12	mg/l	No bromination event this date
004	Oxidants, Total Residual	34044	2010-08-13	mg/l	No bromination event this date
004	Oxidants, Total Residual	34044	2010-08-14	mg/l	No bromination event this date
004	Oxidants, Total Residual	34044	2010-08-15	mg/l	No bromination event this date
004	Oxidants, Total Residual	34044	2010-08-16	mg/l	No bromination event this date
004	Oxidants, Total Residual	34044	2010-08-17	mg/l	No bromination event this date
004	Oxidants, Total Residual	34044	2010-08-18	mg/l	No bromination event this date
004	Oxidants, Total Residual	34044	2010-08-19	mg/l	No bromination event this date
004	Oxidants, Total Residual	34044	2010-08-20	mg/l	No bromination event this date
004	Oxidants, Total Residual	34044	2010-08-21	mg/l	No bromination event this date
004	Oxidants, Total Residual	34044	2010-08-22	mg/l	No bromination event this date
004	Oxidants, Total Residual	34044	2010-08-23	mg/l	No bromination event this date
004	Oxidants, Total Residual	34044	2010-08-24	mg/l	No bromination event this date
004	Oxidants, Total Residual	34044	2010-08-25	mg/l	No bromination event this date
004	Oxidants, Total Residual	34044	2010-08-26	mg/l	No bromination event this date
004	Oxidants, Total Residual	34044	2010-08-27	mg/l	No bromination event this date
004	Oxidants, Total Residual	34044	2010-08-28	mg/l	No bromination event this date
004	Oxidants, Total Residual	34044	2010-08-29	mg/l	No bromination event this date
004	Oxidants, Total Residual	34044	2010-08-30	mg/l	No bromination event this date
004	Oxidants, Total Residual	34044	2010-08-31	mg/l	No bromination event this date
004	Chlorine, Total Residual	50060	2010-08-18	mg/l	No chlorination event this date