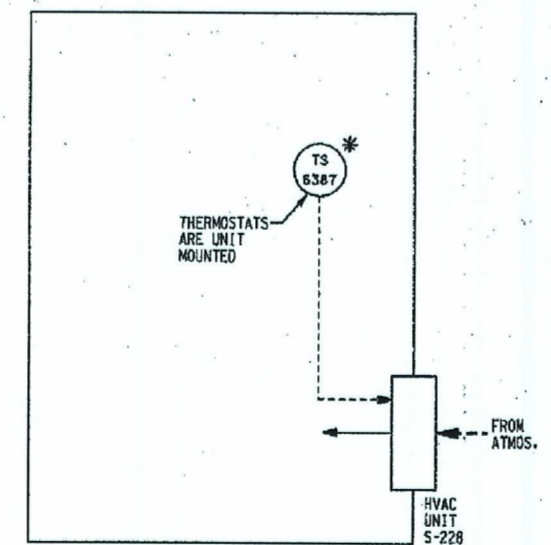
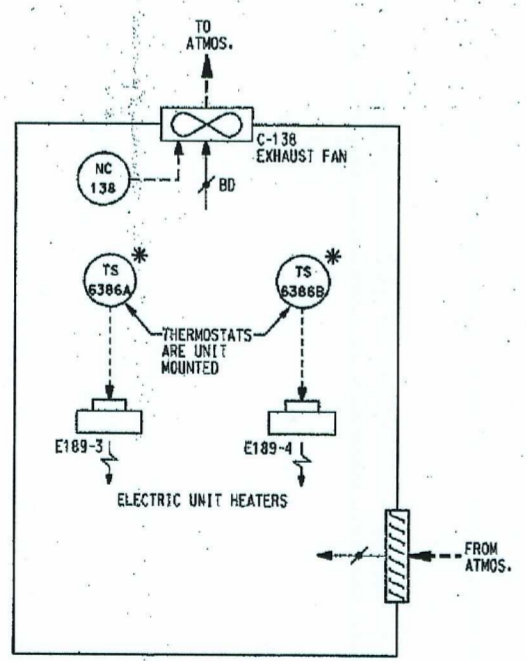
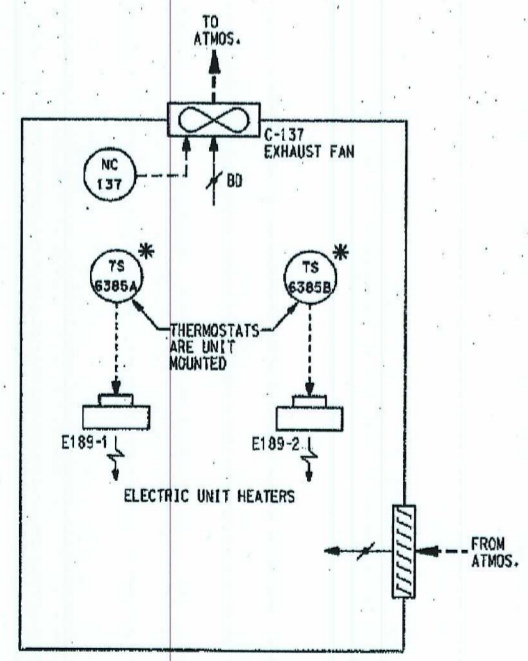


STATION BLACKOUT BUILDING



* THERMOSTATS ARE INTEGRAL TO ROOM HEATERS

NOTE:
FOR NOTES AND LEGEND SEE DWG. W-025.

LR NOTES:
A. FOR GENERAL LICENSE RENEWAL NOTES REFER TO LR-M001-01
B. COMPONENTS HIGHLIGHTED ON THIS DRAWING ARE IN SCOPE PER 10 CFR 54.4(A)(3) - STATION BLACKOUT.

LICENSE RENEWAL BOUNDARY DRAWING
LR-M026B01 REV. 0

SYSTEMS SHOWN ON THIS DRAWING:
14: HVAC

DAVIS-BESSE NUCLEAR POWER STATION
UNIT NO. 1
THE FOSTER WHEELER COMPANY

P & I.D. - HV & A/C AIR FLOW DIAGRAM
WATER TREATMENT BUILDING AND
MISCELLANEOUS YARD STRUCTURES

DRWING NO.	REV.
M-026B SH. 1	2

08 12-11-92

DPN-11P10\14026B01.DWG

01 D34