Z-AREA GROUNDWATER MONITORING REPORT FOR 2009 (U)
SRNS-TR-2009-00452
December 29, 2009

DANIEL G. WELLS
REGISTERED
NO
2357
SOUTH CAROLINA
PROFESSIONAL GEOLOGIST
1-13-10

Introduction

In accordance with SRS Z-Area Saltstone Industrial Solid Waste Permit, #025500-1603, eight Z Area monitoring wells (figure 1) were scheduled for sampling during the first and third quarters of 2009. No samples could be obtained from well ZBG 2 due to insufficient flow. As required by the permit, samples obtained from the other seven wells were analyzed for:

pH
Specific Conductance
Water level
Nitrate/nitrite as Nitrogen
Gross alpha
Beta/photon emitters
Iodine 129
Tritium
Radium 226 (first quarter only)
Radium 228 (first quarter only)
Technetium 99 (first quarter only)
Benzene (first quarter only)
Toluene (first quarter only)
Tetrachloroethylene (first quarter only)
Trichloroethylene (first quarter only)

The 2009 analytical results are presented in table 1. The sampling did not reveal any evidence of releases from the Saltstone vaults.

Flow Direction and Rate

Potentiometric surface maps for the water table aquifer were constructed using first and third quarter data. Arrows show the direction of flow on both maps. Flow rates for both sampling events can be estimated using the following equation:

$$\text{Flow(ft/day)} = \frac{\text{Hydraulic Conductivity (ft/day)}}{\text{Porosity (unitless)}} \times \frac{\text{dh(ft)}}{\text{dl(ft)}}$$

where the hydraulic conductivity is 1.7 ft/day, the effective porosity value is 30 percent, the change in head is dh, and the horizontal distance is simply the distance between the 220' and 230' potentiometric contours (figures 2 and 3).

The calculation is as follows:

$$\frac{1.7 \text{ ft/day}}{0.30} \times \frac{10 \text{ ft}}{500 \text{ ft}} = 0.1 \text{ ft/day or } 36.5 \text{ ft/year}$$

Analytical results

The nitrate/nitrite results are considered particularly important in determining whether or not an unexpected release is occurring. This is because nitrate is a very mobile constituent that is likely to leach from saltstone. As in past years, nitrate/nitrite was detected in the

downgradient wells, but higher concentrations were found in background well ZBG-1. Therefore, the downgradient detections do not represent evidence of a release from the vaults.

Tritium was detected in all of the ZBG wells sampled, but background well ZBG 1 yielded the highest tritium result (5.14 pCi/mL in February). Therefore none of the downgradient tritium detections can be considered evidence of a release from the facility.

Conclusions

The ZBG well series was sampled twice during 2009. The sampling did not reveal evidence of releases from the saltstone vaults. The estimate of groundwater flow velocity in the area is unchanged from 2008.

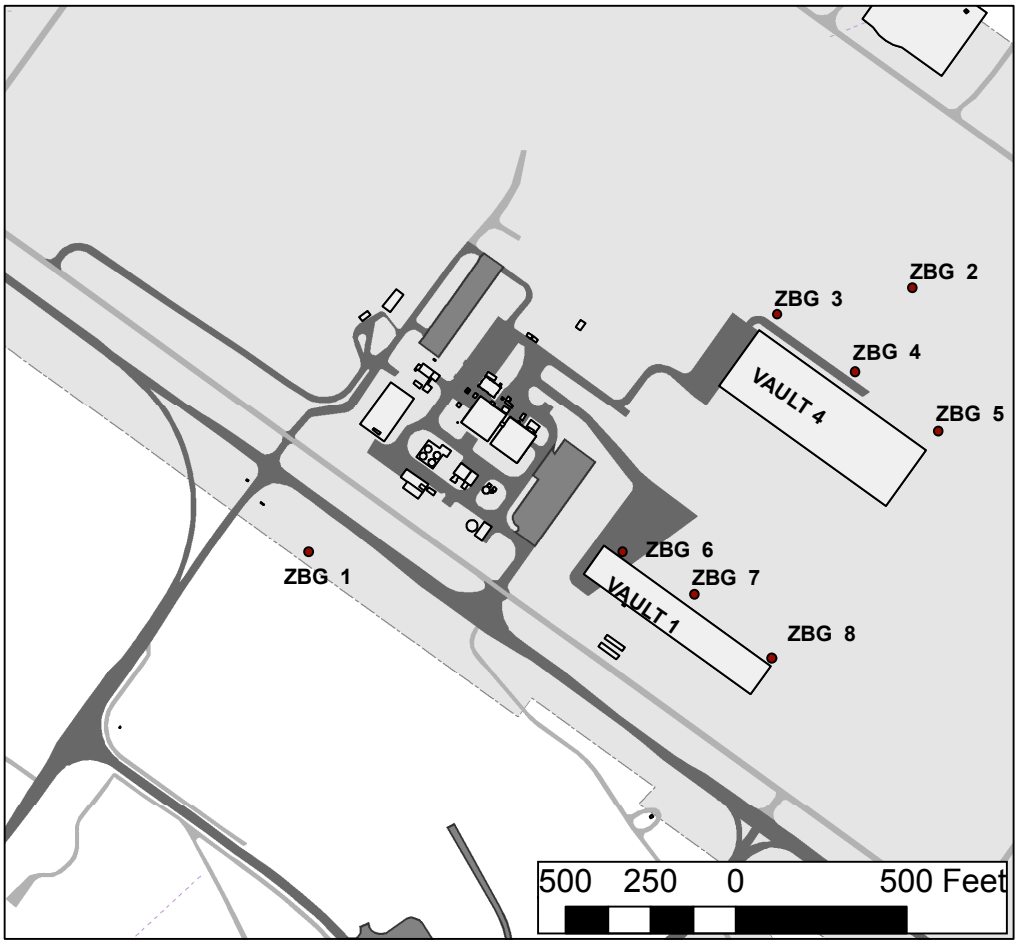

Figure 1. Locations of Z Area wells.

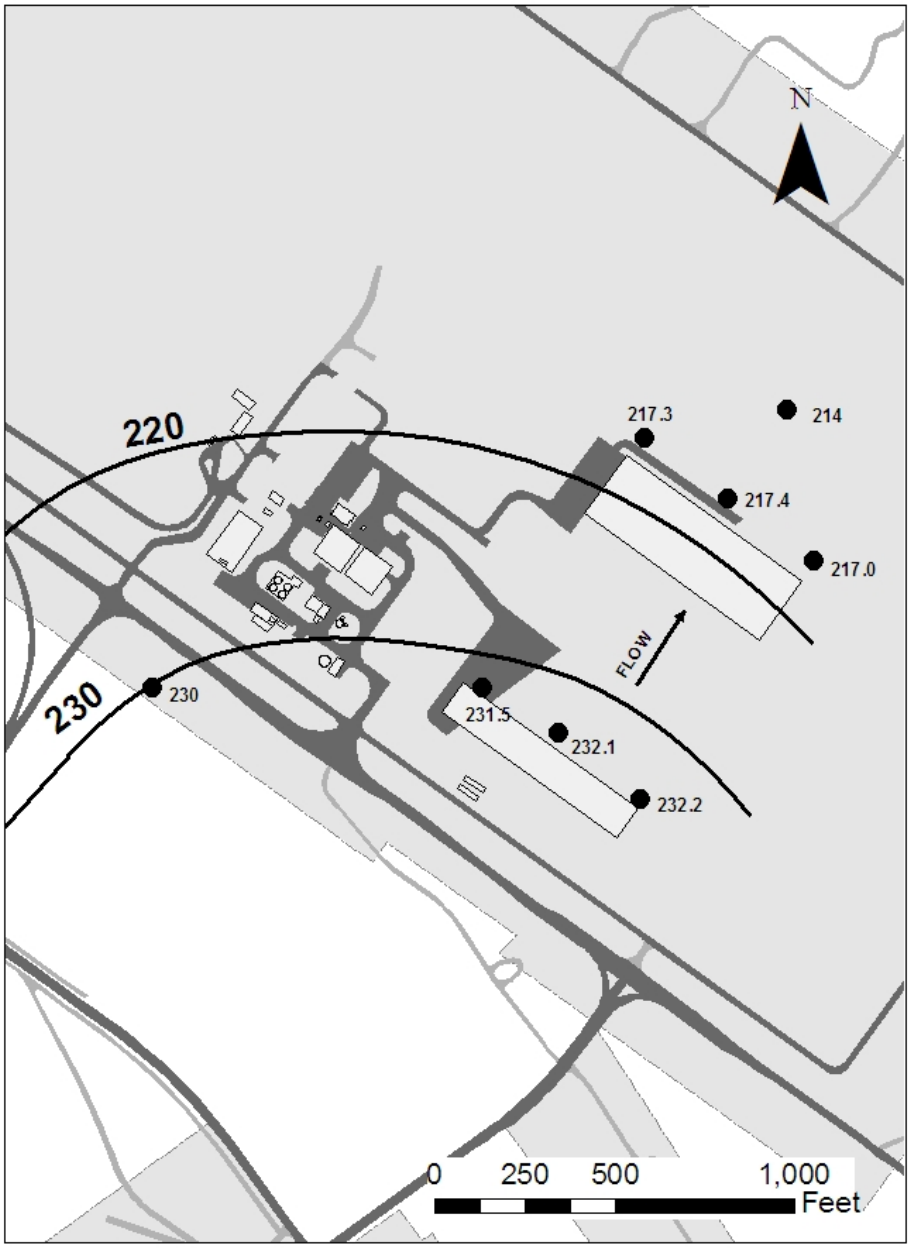

Figure 2. Water elevation data in Z-Area for first quarter of 2009.

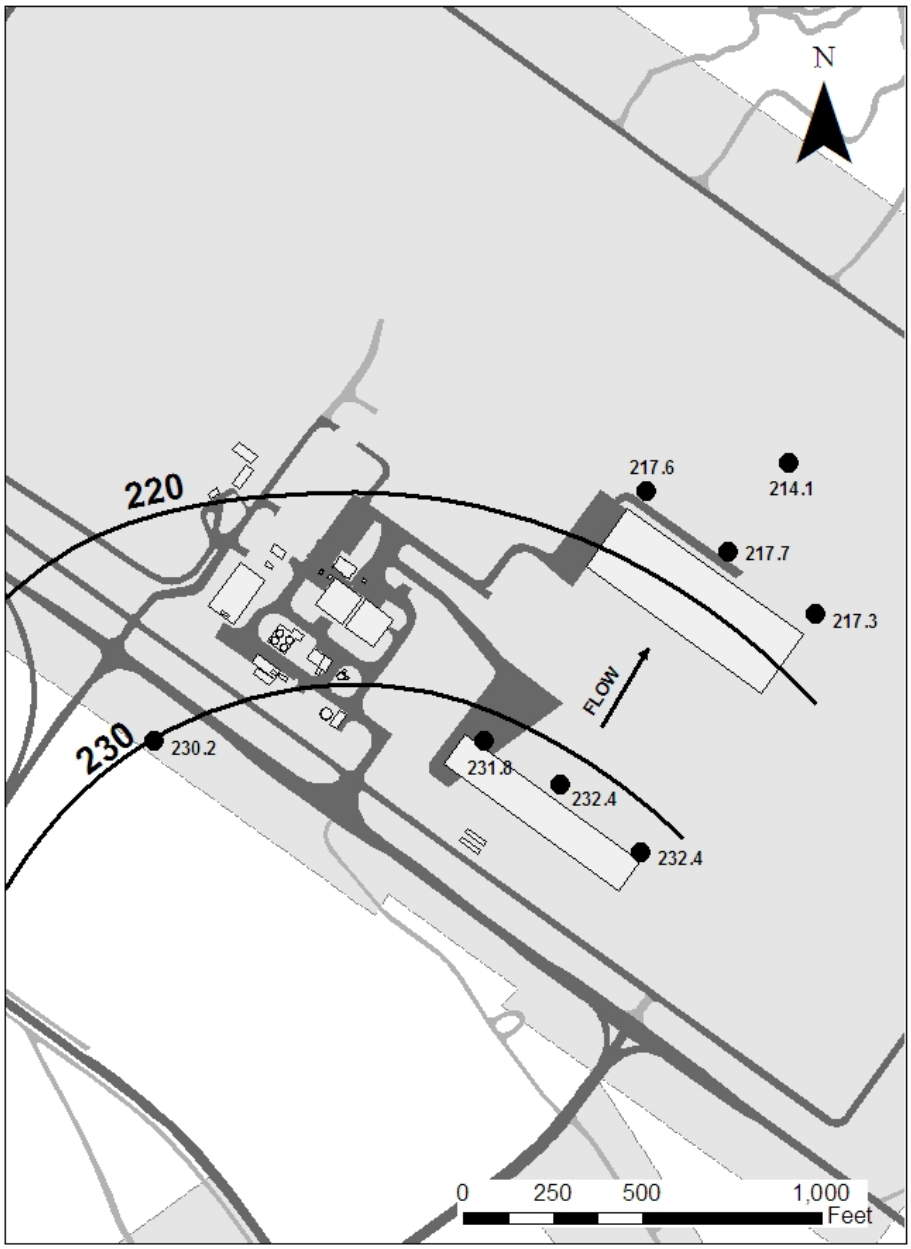

Figure 3. Water elevation data in Z-Area for third quarter of 2009.

Table 1. Monitoring data.

WELL	DATE	ANALYTE	METHOD	MDL	PQL	LAB CODE	RESULT	UNITS
ZBG 1	2/23/2009	ACTINIUM-228	L3.21-10021	45.7	95.3	U	-9.9	pCi/L
ZBG 1	2/23/2009	ACTINIUM-228	L3.21-10021	43.8	89.8	U	-4.05	pCi/L
ZBG 3	2/19/2009	ACTINIUM-228	L3.21-10021	33.4	70.5	U	-12	pCi/L
ZBG 3	8/4/2009	ACTINIUM-228	L3.21-10021	36.8	75.6	U	4.91	pCi/L
ZBG 4	2/19/2009	ACTINIUM-228	L3.21-10021	41.5	101	U	31.7	pCi/L
ZBG 4	8/4/2009	ACTINIUM-228	L3.21-10021	44.5	91.3	U	16.7	pCi/L
ZBG 5	2/19/2009	ACTINIUM-228	L3.21-10021	38.1	77	U	6.89	pCi/L
ZBG 5	2/19/2009	ACTINIUM-228	L3.21-10021	37	75.2	U	3.6	pCi/L
ZBG 5	8/4/2009	ACTINIUM-228	L3.21-10021	37.7	79.5	U	-4.07	pCi/L
ZBG 6	2/23/2009	ACTINIUM-228	L3.21-10021	43.4	89.2	U	-5.24	pCi/L
ZBG 6	8/4/2009	ACTINIUM-228	L3.21-10021	38.5	82.5	U	-10.4	pCi/L
ZBG 7	2/23/2009	ACTINIUM-228	L3.21-10021	47.9	97.5	U	5.26	pCi/L
ZBG 7	8/4/2009	ACTINIUM-228	L3.21-10021	37	78.8	U	-8.25	pCi/L
ZBG 8	2/23/2009	ACTINIUM-228	L3.21-10021	48.8	117	U	38.4	pCi/L
ZBG 8	8/4/2009	ACTINIUM-228	L3.21-10021	40.4	92.8	U	25.9	pCi/L
ZBG 8	8/4/2009	ACTINIUM-228	L3.21-10021	42	93.6	U	35.8	pCi/L
ZBG 3	8/4/2009	AMERICIUM-241	L3.21-10005	32.5	72.1	U	-7.32	pCi/L
ZBG 4	8/4/2009	AMERICIUM-241	L3.21-10005	31.5	68.3	U	8.9	pCi/L
ZBG 5	8/4/2009	AMERICIUM-241	L3.21-10005	30.1	62	U	15.2	pCi/L
ZBG 6	8/4/2009	AMERICIUM-241	L3.21-10005	32.7	72.7	U	-7.38	pCi/L
ZBG 7	8/4/2009	AMERICIUM-241	L3.21-10005	31.3	68.1	U	8.57	pCi/L
ZBG 8	8/4/2009	AMERICIUM-241	L3.21-10005	31.9	71.4	U	-12.6	pCi/L
ZBG 8	8/4/2009	AMERICIUM-241	L3.21-10005	32.4	71.7	U	-5.41	pCi/L
ZBG 1	2/23/2009	ANTIMONY-125	L3.21-10021	24.8	53.8	U	-0.926	pCi/L
ZBG 1	2/23/2009	ANTIMONY-125	L3.21-10021	22.9	52.2	U	-14.7	pCi/L
ZBG 3	2/19/2009	ANTIMONY-125	L3.21-10021	24.1	51.7	U	1.29	pCi/L
ZBG 3	8/4/2009	ANTIMONY-125	L3.21-10021	24.7	53	U	2.32	pCi/L
ZBG 4	2/19/2009	ANTIMONY-125	L3.21-10021	23.3	50	U	1.34	pCi/L
ZBG 4	8/4/2009	ANTIMONY-125	L3.21-10021	23.3	50.7	U	-2.06	pCi/L
ZBG 5	2/19/2009	ANTIMONY-125	L3.21-10021	21.5	47.1	U	-5.02	pCi/L
ZBG 5	2/19/2009	ANTIMONY-125	L3.21-10021	25.6	53.2	U	14.3	pCi/L
ZBG 5	8/4/2009	ANTIMONY-125	L3.21-10021	22.1	49.2	U	-9.53	pCi/L
ZBG 6	2/23/2009	ANTIMONY-125	L3.21-10021	25.7	56.9	U	-7.31	pCi/L
ZBG 6	8/4/2009	ANTIMONY-125	L3.21-10021	24	52.2	U	-2.81	pCi/L
ZBG 7	2/23/2009	ANTIMONY-125	L3.21-10021	26.9	59.1	U	-5.3	pCi/L
ZBG 7	8/4/2009	ANTIMONY-125	L3.21-10021	22.8	48.9	U	1.35	pCi/L
ZBG 8	2/23/2009	ANTIMONY-125	L3.21-10021	25.5	56.5	U	-7.39	pCi/L
ZBG 8	8/4/2009	ANTIMONY-125	L3.21-10021	24	52.6	U	-5.54	pCi/L
ZBG 8	8/4/2009	ANTIMONY-125	L3.21-10021	21.4	46.5	U	-2.45	pCi/L
ZBG 1	2/23/2009	BARIUM-133	L3.21-10021	10.9	25.8	U	-2.68	pCi/L

WELL	DATE	ANALYTE	METHOD	MDL	PQL	LAB CODE	RESULT	UNITS
ZBG 1	2/23/2009	BARIUM-133	L3.21-10021	10.6	25.4	U	-3.66	pCi/L
ZBG 3	2/19/2009	BARIUM-133	L3.21-10021	11.9	26.5	U	5.38	pCi/L
ZBG 3	8/4/2009	BARIUM-133	L3.21-10021	12	27.7	U	1.04	pCi/L
ZBG 4	2/19/2009	BARIUM-133	L3.21-10021	10.9	26.6	U	-6.34	pCi/L
ZBG 4	8/4/2009	BARIUM-133	L3.21-10021	12.2	27.1	U	7.03	pCi/L
ZBG 5	2/19/2009	BARIUM-133	L3.21-10021	11.1	25.8	U	-11.7	pCi/L
ZBG 5	2/19/2009	BARIUM-133	L3.21-10021	11.1	25.1	U	-7.66	pCi/L
ZBG 5	8/4/2009	BARIUM-133	L3.21-10021	11.1	25.9	U	-0.904	pCi/L
ZBG 6	2/23/2009	BARIUM-133	L3.21-10021	12.5	27.9	U	5.56	pCi/L
ZBG 6	8/4/2009	BARIUM-133	L3.21-10021	11.8	27.2	U	1.36	pCi/L
ZBG 7	2/23/2009	BARIUM-133	L3.21-10021	12.8	29.6	U	0.8	pCi/L
ZBG 7	8/4/2009	BARIUM-133	L3.21-10021	11.4	26.4	U	0.161	pCi/L
ZBG 8	2/23/2009	BARIUM-133	L3.21-10021	12.7	28.9	U	2.72	pCi/L
ZBG 8	8/4/2009	BARIUM-133	L3.21-10021	11.6	26.9	U	0.304	pCi/L
ZBG 8	8/4/2009	BARIUM-133	L3.21-10021	11.5	25.7	U	5.16	pCi/L
ZBG 1	2/23/2009	BENZENE	EPA8260B	0.78	2	U	2	ug/L
ZBG 1	2/23/2009	BENZENE	EPA8260B	0.78	2	U	2	ug/L
ZBG 3	2/19/2009	BENZENE	EPA8260B	0.78	2	U	2	ug/L
ZBG 4	2/19/2009	BENZENE	EPA8260B	0.78	2	U	2	ug/L
ZBG 5	2/19/2009	BENZENE	EPA8260B	0.78	2	U	2	ug/L
ZBG 6	2/23/2009	BENZENE	EPA8260B	0.78	2	U	2	ug/L
ZBG 7	2/23/2009	BENZENE	EPA8260B	0.78	2	U	2	ug/L
ZBG 8	2/23/2009	BENZENE	EPA8260B	0.78	2	U	2	ug/L
ZBG 1	2/23/2009	BISMUTH-214	L3.21-10021	17.6	50.7	J	27.9	pCi/L
ZBG 1	2/23/2009	BISMUTH-214	L3.21-10021	26.4	60.5	R	41.8	pCi/L
ZBG 3	2/19/2009	BISMUTH-214	L3.21-10021	15.6	57.6		70.2	pCi/L
ZBG 3	8/4/2009	BISMUTH-214	L3.21-10021	17	64.3		97.9	pCi/L
ZBG 4	2/19/2009	BISMUTH-214	L3.21-10021	15.5	46.4		47.4	pCi/L
ZBG 4	8/4/2009	BISMUTH-214	L3.21-10021	16.3	55.5		71.9	pCi/L
ZBG 5	2/19/2009	BISMUTH-214	L3.21-10021	20.7	42.3	U	7.43	pCi/L
ZBG 5	2/19/2009	BISMUTH-214	L3.21-10021	22.7	48.5	R	24.6	pCi/L
ZBG 5	8/4/2009	BISMUTH-214	L3.21-10021	16.4	60.3	J	30.6	pCi/L
ZBG 6	2/23/2009	BISMUTH-214	L3.21-10021	19.7	63.2		76.4	pCi/L
ZBG 6	8/4/2009	BISMUTH-214	L3.21-10021	18.2	70.5		137	pCi/L
ZBG 7	2/23/2009	BISMUTH-214	L3.21-10021	34.2	75.8	R	60.1	pCi/L
ZBG 7	8/4/2009	BISMUTH-214	L3.21-10021	16.4	54.6	J	34.7	pCi/L
ZBG 8	2/23/2009	BISMUTH-214	L3.21-10021	19.2	59.1	J	46.5	pCi/L
ZBG 8	8/4/2009	BISMUTH-214	L3.21-10021	16.7	66.2		99	pCi/L
ZBG 8	8/4/2009	BISMUTH-214	L3.21-10021	19.3	65.6		106	pCi/L
ZBG 1	2/23/2009	CESIUM-134	L3.21-10021	8.38	18.9	U	0.837	pCi/L
ZBG 1	2/23/2009	CESIUM-134	L3.21-10021	7.73	18.5	U	-2.96	pCi/L
ZBG 3	2/19/2009	CESIUM-134	L3.21-10021	7.25	17.7	U	-5.25	pCi/L
ZBG 3	8/4/2009	CESIUM-134	L3.21-10021	8.07	18.5	U	-0.747	pCi/L
ZBG 4	2/19/2009	CESIUM-134	L3.21-10021	7.46	16.3	U	1.82	pCi/L
ZBG 4	8/4/2009	CESIUM-134	L3.21-10021	7.89	18	U	-0.405	pCi/L
ZBG 5	2/19/2009	CESIUM-134	L3.21-10021	7.61	16.4	U	-2.7	pCi/L
ZBG 5	2/19/2009	CESIUM-134	L3.21-10021	7.85	17.4	U	1.06	pCi/L
ZBG 5	8/4/2009	CESIUM-134	L3.21-10021	8.07	17.9	U	1.45	pCi/L

WELL	DATE	ANALYTE	METHOD	MDL	PQL	LAB CODE	RESULT	UNITS
ZBG 6	2/23/2009	CESIUM-134	L3.21-10021	9.66	21.4	U	3.06	pCi/L
ZBG 6	8/4/2009	CESIUM-134	L3.21-10021	8.06	18.6	U	-1.38	pCi/L
ZBG 7	2/23/2009	CESIUM-134	L3.21-10021	8.61	20.4	U	-2.72	pCi/L
ZBG 7	8/4/2009	CESIUM-134	L3.21-10021	7.91	18.9	U	-4.06	pCi/L
ZBG 8	2/23/2009	CESIUM-134	L3.21-10021	9.93	22.4	U	2.09	pCi/L
ZBG 8	8/4/2009	CESIUM-134	L3.21-10021	8.49	19.9	U	-2.69	pCi/L
ZBG 8	8/4/2009	CESIUM-134	L3.21-10021	8.22	18.8	U	-0.519	pCi/L
ZBG 1	2/23/2009	CESIUM-137	L3.21-10021	10.2	21.9	U	-0.936	pCi/L
ZBG 1	2/23/2009	CESIUM-137	L3.21-10021	10.5	22.3	U	0.587	pCi/L
ZBG 1	8/4/2009	CESIUM-137	L3.21-10021	7.85	16.9	U	-2.53	pCi/L
ZBG 1	8/4/2009	CESIUM-137	L3.21-10021	8	17.1	U	-1.66	pCi/L
ZBG 3	2/19/2009	CESIUM-137	L3.21-10021	9.29	19.3	U	1.41	pCi/L
ZBG 3	8/4/2009	CESIUM-137	L3.21-10021	9.09	19.2	U	-0.414	pCi/L
ZBG 4	2/19/2009	CESIUM-137	L3.21-10021	8.62	18.1	U	-0.0623	pCi/L
ZBG 4	8/4/2009	CESIUM-137	L3.21-10021	7.94	17.9	U	-6.48	pCi/L
ZBG 5	2/19/2009	CESIUM-137	L3.21-10021	8.99	18.6	U	1.22	pCi/L
ZBG 5	2/19/2009	CESIUM-137	L3.21-10021	7.61	16.6	U	-3.42	pCi/L
ZBG 5	8/4/2009	CESIUM-137	L3.21-10021	9.37	19.8	U	-0.236	pCi/L
ZBG 6	2/23/2009	CESIUM-137	L3.21-10021	10	21.2	U	0.184	pCi/L
ZBG 6	8/4/2009	CESIUM-137	L3.21-10021	9.65	19.7	U	3.46	pCi/L
ZBG 7	2/23/2009	CESIUM-137	L3.21-10021	11	22.6	U	3.69	pCi/L
ZBG 7	8/4/2009	CESIUM-137	L3.21-10021	8.08	17.1	U	-0.994	pCi/L
ZBG 8	2/23/2009	CESIUM-137	L3.21-10021	11	23.6	U	-0.936	pCi/L
ZBG 8	8/4/2009	CESIUM-137	L3.21-10021	9.37	20.1	U	-2.11	pCi/L
ZBG 8	8/4/2009	CESIUM-137	L3.21-10021	9.39	19.5	U	1.7	pCi/L
ZBG 1	2/23/2009	COBALT-60	L3.21-10021	10	22.3	U	-4.84	pCi/L
ZBG 1	2/23/2009	COBALT-60	L3.21-10021	11.1	22.9	U	1.57	pCi/L
ZBG 1	8/4/2009	COBALT-60	L3.21-10021	8.18	17.7	U	-1.87	pCi/L
ZBG 1	8/4/2009	COBALT-60	L3.21-10021	8.35	16.7	U	2.41	pCi/L
ZBG 3	2/19/2009	COBALT-60	L3.21-10021	9.05	18.2	U	2.71	pCi/L
ZBG 3	8/4/2009	COBALT-60	L3.21-10021	7.57	15.9	U	-0.497	pCi/L
ZBG 4	2/19/2009	COBALT-60	L3.21-10021	9.61	19.9	U	9.28	pCi/L
ZBG 4	8/4/2009	COBALT-60	L3.21-10021	9.53	19.8	U	1.04	pCi/L
ZBG 5	2/19/2009	COBALT-60	L3.21-10021	7.57	16.6	U	-2.39	pCi/L
ZBG 5	2/19/2009	COBALT-60	L3.21-10021	8.75	19	U	-2	pCi/L
ZBG 5	8/4/2009	COBALT-60	L3.21-10021	8.51	19.3	U	0.00544	pCi/L
ZBG 6	2/23/2009	COBALT-60	L3.21-10021	12.1	25	U	2.4	pCi/L
ZBG 6	8/4/2009	COBALT-60	L3.21-10021	8.79	17.3	U	3.68	pCi/L
ZBG 7	2/23/2009	COBALT-60	L3.21-10021	10.8	22.2	U	1.73	pCi/L
ZBG 7	8/4/2009	COBALT-60	L3.21-10021	8.52	17.9	U	-0.0969	pCi/L
ZBG 8	2/23/2009	COBALT-60	L3.21-10021	11.1	21.8	U	5.78	pCi/L
ZBG 8	8/4/2009	COBALT-60	L3.21-10021	9.31	20.1	U	-1.63	pCi/L
ZBG 8	8/4/2009	COBALT-60	L3.21-10021	9.23	18.2	U	4.28	pCi/L
ZBG 1	2/23/2009	DEPTH TO WATER	FIELD				61.4	FT
ZBG 1	8/4/2009	DEPTH TO WATER	FIELD				61.2	FT
ZBG 3	2/19/2009	DEPTH TO WATER	FIELD				55.3	FT
ZBG 3	8/4/2009	DEPTH TO WATER	FIELD				55	FT
ZBG 4	2/19/2009	DEPTH TO WATER	FIELD				56.7	FT

WELL	DATE	ANALYTE	METHOD	MDL	PQL	LAB CODE	RESULT	UNITS
ZBG 4	8/4/2009	DEPTH TO WATER	FIELD				56.4	FT
ZBG 5	2/19/2009	DEPTH TO WATER	FIELD				55.3	FT
ZBG 5	8/4/2009	DEPTH TO WATER	FIELD				55	FT
ZBG 6	2/23/2009	DEPTH TO WATER	FIELD				56.5	FT
ZBG 6	8/4/2009	DEPTH TO WATER	FIELD				56.2	FT
ZBG 7	2/23/2009	DEPTH TO WATER	FIELD				55.3	FT
ZBG 7	8/4/2009	DEPTH TO WATER	FIELD				55	FT
ZBG 8	2/23/2009	DEPTH TO WATER	FIELD				56.2	FT
ZBG 8	8/4/2009	DEPTH TO WATER	FIELD				56	FT
ZBG 1	2/23/2009	EUROPIUM-152	L3.21-10021	94.2	203	U	-9.9	pCi/L
ZBG 1	2/23/2009	EUROPIUM-152	L3.21-10021	94	201	U	1.81	pCi/L
ZBG 3	2/19/2009	EUROPIUM-152	L3.21-10021	93.1	204	U	-34.7	pCi/L
ZBG 3	8/4/2009	EUROPIUM-152	L3.21-10021	95.3	221	U	2.87	pCi/L
ZBG 4	2/19/2009	EUROPIUM-152	L3.21-10021	91.9	212	U	-1.61	pCi/L
ZBG 4	8/4/2009	EUROPIUM-152	L3.21-10021	92.3	209	U	31	pCi/L
ZBG 5	2/19/2009	EUROPIUM-152	L3.21-10021	92.6	212	U	6.66	pCi/L
ZBG 5	2/19/2009	EUROPIUM-152	L3.21-10021	89.5	196	U	-31.9	pCi/L
ZBG 5	8/4/2009	EUROPIUM-152	L3.21-10021	90.6	210	U	-2.25	pCi/L
ZBG 6	2/23/2009	EUROPIUM-152	L3.21-10021	102	228	U	54.2	pCi/L
ZBG 6	8/4/2009	EUROPIUM-152	L3.21-10021	92.9	216	U	-3.51	pCi/L
ZBG 7	2/23/2009	EUROPIUM-152	L3.21-10021	90.3	206	U	6.21	pCi/L
ZBG 7	8/4/2009	EUROPIUM-152	L3.21-10021	95	218	U	70.5	pCi/L
ZBG 8	2/23/2009	EUROPIUM-152	L3.21-10021	89.9	202	U	26.3	pCi/L
ZBG 8	8/4/2009	EUROPIUM-152	L3.21-10021	94.6	221	U	-12.5	pCi/L
ZBG 8	8/4/2009	EUROPIUM-152	L3.21-10021	96.8	218	U	49.9	pCi/L
ZBG 1	2/23/2009	EUROPIUM-154	L3.21-10021	17.6	38.3	U	2.28	pCi/L
ZBG 1	2/23/2009	EUROPIUM-154	L3.21-10021	17.2	38.2	U	-5	pCi/L
ZBG 3	2/19/2009	EUROPIUM-154	L3.21-10021	16.5	36.6	U	-1.39	pCi/L
ZBG 3	8/4/2009	EUROPIUM-154	L3.21-10021	17.5	38	U	-5.62	pCi/L
ZBG 4	2/19/2009	EUROPIUM-154	L3.21-10021	16.3	36.8	U	-7.55	pCi/L
ZBG 4	8/4/2009	EUROPIUM-154	L3.21-10021	18.4	39.2	U	3.15	pCi/L
ZBG 5	2/19/2009	EUROPIUM-154	L3.21-10021	17.2	37	U	12.3	pCi/L
ZBG 5	2/19/2009	EUROPIUM-154	L3.21-10021	15.5	34.9	U	-5.44	pCi/L
ZBG 5	8/4/2009	EUROPIUM-154	L3.21-10021	16.9	36.6	U	-4.68	pCi/L
ZBG 6	2/23/2009	EUROPIUM-154	L3.21-10021	17.8	39.3	U	-3.67	pCi/L
ZBG 6	8/4/2009	EUROPIUM-154	L3.21-10021	19	40.3	U	8.48	pCi/L
ZBG 7	2/23/2009	EUROPIUM-154	L3.21-10021	18.4	39.7	U	5.63	pCi/L
ZBG 7	8/4/2009	EUROPIUM-154	L3.21-10021	17.1	36.7	U	-1.9	pCi/L
ZBG 8	2/23/2009	EUROPIUM-154	L3.21-10021	17.3	38.1	U	-4.71	pCi/L
ZBG 8	8/4/2009	EUROPIUM-154	L3.21-10021	17.4	37.4	U	-3.22	pCi/L
ZBG 8	8/4/2009	EUROPIUM-154	L3.21-10021	18	38.2	U	4.23	pCi/L
ZBG 1	2/23/2009	EUROPIUM-155	L3.21-10021	27.4	58.3	U	10	pCi/L
ZBG 1	2/23/2009	EUROPIUM-155	L3.21-10021	26.5	56.9	U	3.29	pCi/L
ZBG 3	2/19/2009	EUROPIUM-155	L3.21-10021	25	57.7	U	24.7	pCi/L
ZBG 3	8/4/2009	EUROPIUM-155	L3.21-10021	27.1	58.9	U	15.7	pCi/L
ZBG 4	2/19/2009	EUROPIUM-155	L3.21-10021	24.1	52.8	U	1.42	pCi/L
ZBG 4	8/4/2009	EUROPIUM-155	L3.21-10021	26.8	58.6	U	9.54	pCi/L
ZBG 5	2/19/2009	EUROPIUM-155	L3.21-10021	22.5	51	U	-12.9	pCi/L

WELL	DATE	ANALYTE	METHOD	MDL	PQL	LAB CODE	RESULT	UNITS
ZBG 5	2/19/2009	EUROPIUM-155	L3.21-10021	22.4	50	U	4.64	pCi/L
ZBG 5	8/4/2009	EUROPIUM-155	L3.21-10021	25.7	56.7	U	2.81	pCi/L
ZBG 6	2/23/2009	EUROPIUM-155	L3.21-10021	30.1	64.1	U	14.3	pCi/L
ZBG 6	8/4/2009	EUROPIUM-155	L3.21-10021	28.6	63.1	U	18.6	pCi/L
ZBG 7	2/23/2009	EUROPIUM-155	L3.21-10021	28.1	59.5	U	18.5	pCi/L
ZBG 7	8/4/2009	EUROPIUM-155	L3.21-10021	26.1	57	U	10.4	pCi/L
ZBG 8	2/23/2009	EUROPIUM-155	L3.21-10021	28.8	62.5	U	-3.31	pCi/L
ZBG 8	8/4/2009	EUROPIUM-155	L3.21-10021	27.1	59.6	U	5.96	pCi/L
ZBG 8	8/4/2009	EUROPIUM-155	L3.21-10021	26.3	57.4	U	12.6	pCi/L
ZBG 1	2/23/2009	GROSS ALPHA	L3.21-10008	2.59	7.99	J	3.59	pCi/L
ZBG 1	8/4/2009	GROSS ALPHA	L3.21-10008	2.4	8.22	J	4.28	pCi/L
ZBG 3	2/19/2009	GROSS ALPHA	L3.21-10008	2.52	6.57	U	1.86	pCi/L
ZBG 3	8/4/2009	GROSS ALPHA	L3.21-10008	2.4	6.9	J	2.45	pCi/L
ZBG 4	2/19/2009	GROSS ALPHA	L3.21-10008	2.75	12.5	J	11.7	pCi/L
ZBG 4	8/4/2009	GROSS ALPHA	L3.21-10008	2.41	6.92	J	2.46	pCi/L
ZBG 5	2/19/2009	GROSS ALPHA	L3.21-10008	3.44	14.8	J	12.8	pCi/L
ZBG 5	8/4/2009	GROSS ALPHA	L3.21-10008	2.52	8.28	J	4	pCi/L
ZBG 6	2/23/2009	GROSS ALPHA	L3.21-10008	2.59	7.99	J	3.6	pCi/L
ZBG 6	8/4/2009	GROSS ALPHA	L3.21-10008	2.39	9.27	J	6.08	pCi/L
ZBG 7	2/23/2009	GROSS ALPHA	L3.21-10008	2.59	7.38	J	2.72	pCi/L
ZBG 7	8/4/2009	GROSS ALPHA	L3.21-10008	2.39	9.27	J	6.08	pCi/L
ZBG 8	2/23/2009	GROSS ALPHA	L3.21-10008	2.58	5.74	U	0.931	pCi/L
ZBG 8	2/23/2009	GROSS ALPHA	L3.21-10008	2.57	4.49	U	0.0459	pCi/L
ZBG 8	8/4/2009	GROSS ALPHA	L3.21-10008	2.4	7.91	J	3.82	pCi/L
ZBG 1	2/23/2009	IODINE-129	L3.21-10021	0.64	1.38	U	-0.0236	pCi/L
ZBG 1	8/4/2009	IODINE-129	L3.21-10021	0.734	1.73	U	-0.0341	pCi/L
ZBG 3	2/19/2009	IODINE-129	L3.21-10021	0.613	1.39	U	-0.102	pCi/L
ZBG 3	8/4/2009	IODINE-129	L3.21-10021	0.784	1.7	U	0.388	pCi/L
ZBG 4	2/19/2009	IODINE-129	L3.21-10021	0.598	2.42	U	-0.402	pCi/L
ZBG 4	8/4/2009	IODINE-129	L3.21-10021	0.724	1.57	U	-0.154	pCi/L
ZBG 5	2/19/2009	IODINE-129	L3.21-10021	0.667	1.44	U	-0.0253	pCi/L
ZBG 5	2/19/2009	IODINE-129	L3.21-10021	0.63	1.38	U	-0.223	pCi/L
ZBG 5	8/4/2009	IODINE-129	L3.21-10021	0.714	1.75	U	-0.313	pCi/L
ZBG 6	2/23/2009	IODINE-129	L3.21-10021	0.654	1.55	U	-0.0162	pCi/L
ZBG 6	8/4/2009	IODINE-129	L3.21-10021	0.752	1.78	U	0.364	pCi/L
ZBG 7	2/23/2009	IODINE-129	L3.21-10021	0.626	1.25	U	0.398	pCi/L
ZBG 7	8/4/2009	IODINE-129	L3.21-10021	0.708	2.34	U	0.344	pCi/L
ZBG 8	2/23/2009	IODINE-129	L3.21-10021	0.639	1.38	U	-0.0636	pCi/L
ZBG 8	8/4/2009	IODINE-129	L3.21-10021	0.736	1.6	U	-0.0122	pCi/L
ZBG 8	8/4/2009	IODINE-129	L3.21-10021	0.736	1.74	U	0.447	pCi/L
ZBG 1	2/23/2009	LEAD-214	L3.21-10021	23.7	63.3	U	20.8	pCi/L
ZBG 1	2/23/2009	LEAD-214	L3.21-10021	23.5	62.9	R	24.3	pCi/L
ZBG 3	2/19/2009	LEAD-214	L3.21-10021	18.4	63.4	J	56.1	pCi/L
ZBG 3	8/4/2009	LEAD-214	L3.21-10021	19.4	67.5		85.9	pCi/L
ZBG 4	2/19/2009	LEAD-214	L3.21-10021	18.3	62.5	J	53.8	pCi/L
ZBG 4	8/4/2009	LEAD-214	L3.21-10021	19.9	59		61.9	pCi/L
ZBG 5	2/19/2009	LEAD-214	L3.21-10021	22.6	48.4	U	5.67	pCi/L
ZBG 5	2/19/2009	LEAD-214	L3.21-10021	21.9	47.2	U	2.86	pCi/L

WELL	DATE	ANALYTE	METHOD	MDL	PQL	LAB CODE	RESULT	UNITS
ZBG 5	8/4/2009	LEAD-214	L3.21-10021	17.3	53.8	J	36.3	pCi/L
ZBG 6	2/23/2009	LEAD-214	L3.21-10021	19.6	65.1		76.6	pCi/L
ZBG 6	8/4/2009	LEAD-214	L3.21-10021	18.8	70		129	pCi/L
ZBG 7	2/23/2009	LEAD-214	L3.21-10021	19.2	56.2	J	54.8	pCi/L
ZBG 7	8/4/2009	LEAD-214	L3.21-10021	17.6	60.5	J	46.7	pCi/L
ZBG 8	2/23/2009	LEAD-214	L3.21-10021	20.5	63.5	J	37.9	pCi/L
ZBG 8	8/4/2009	LEAD-214	L3.21-10021	18	67.4		103	pCi/L
ZBG 8	8/4/2009	LEAD-214	L3.21-10021	18.3	66.6		104	pCi/L
ZBG 1	2/23/2009	NITRATE-NITRITE AS NITROGEN	EPA353.2	0.05	0.25		1.09	mg/L
ZBG 1	8/4/2009	NITRATE-NITRITE AS NITROGEN	EPA353.2	0.05	0.25		1.55	mg/L
ZBG 3	2/19/2009	NITRATE-NITRITE AS NITROGEN	EPA353.2	0.05	0.25		0.9	mg/L
ZBG 3	8/4/2009	NITRATE-NITRITE AS NITROGEN	EPA353.2	0.01	0.05		0.507	mg/L
ZBG 4	2/19/2009	NITRATE-NITRITE AS NITROGEN	EPA353.2	0.05	0.25		0.65	mg/L
ZBG 4	8/4/2009	NITRATE-NITRITE AS NITROGEN	EPA353.2	0.05	0.25		0.69	mg/L
ZBG 4	8/4/2009	NITRATE-NITRITE AS NITROGEN	EPA353.2	0.05	0.25		0.695	mg/L
ZBG 5	2/19/2009	NITRATE-NITRITE AS NITROGEN	EPA353.2	0.05	0.25		0.315	mg/L
ZBG 5	8/4/2009	NITRATE-NITRITE AS NITROGEN	EPA353.2	0.01	0.05		0.0792	mg/L
ZBG 6	2/23/2009	NITRATE-NITRITE AS NITROGEN	EPA353.2	0.05	0.25		0.52	mg/L
ZBG 6	8/4/2009	NITRATE-NITRITE AS NITROGEN	EPA353.2	0.01	0.05		0.23	mg/L
ZBG 7	2/23/2009	NITRATE-NITRITE AS NITROGEN	EPA353.2	0.05	0.25		0.82	mg/L
ZBG 7	2/23/2009	NITRATE-NITRITE AS NITROGEN	EPA353.2	0.05	0.25		0.785	mg/L
ZBG 7	8/4/2009	NITRATE-NITRITE AS NITROGEN	EPA353.2	0.01	0.05		0.409	mg/L
ZBG 8	2/23/2009	NITRATE-NITRITE AS NITROGEN	EPA353.2	0.05	0.25		0.665	mg/L
ZBG 8	8/4/2009	NITRATE-NITRITE AS NITROGEN	EPA353.2	0.1	0.5		0.825	mg/L
ZBG 8	8/4/2009	NITRATE-NITRITE AS NITROGEN	EPA353.2	0.1	0.5		0.894	mg/L
ZBG 1	2/23/2009	NONVOLATILE BETA	L3.21-10008	4.81	11.1	U	3	pCi/L
ZBG 1	8/4/2009	NONVOLATILE BETA	L3.21-10008	4.63	10.7	U	2.57	pCi/L
ZBG 3	2/19/2009	NONVOLATILE BETA	L3.21-10008	4.48	9.25	U	-0.408	pCi/L
ZBG 3	8/4/2009	NONVOLATILE BETA	L3.21-10008	4.42	9.57	U	0.656	pCi/L
ZBG 4	2/19/2009	NONVOLATILE BETA	L3.21-10008	5.4	12.6	U	3.83	pCi/L
ZBG 4	8/4/2009	NONVOLATILE BETA	L3.21-10008	4.42	10.5	U	3.23	pCi/L
ZBG 5	2/19/2009	NONVOLATILE BETA	L3.21-10008	5.28	13.3	J	7.42	pCi/L
ZBG 5	8/4/2009	NONVOLATILE BETA	L3.21-10008	4.59	11.2	U	4.24	pCi/L
ZBG 6	2/23/2009	NONVOLATILE BETA	L3.21-10008	4.81	10.9	U	2.49	pCi/L
ZBG 6	8/4/2009	NONVOLATILE BETA	L3.21-10008	4.82	11.2	U	2.93	pCi/L
ZBG 7	2/23/2009	NONVOLATILE BETA	L3.21-10008	4.72	9.97	U	0.424	pCi/L
ZBG 7	8/4/2009	NONVOLATILE BETA	L3.21-10008	4.82	10.4	U	0.619	pCi/L
ZBG 8	2/23/2009	NONVOLATILE BETA	L3.21-10008	4.51	9.79	U	1.09	pCi/L
ZBG 8	2/23/2009	NONVOLATILE BETA	L3.21-10008	4.4	9.56	U	1.04	pCi/L
ZBG 8	8/4/2009	NONVOLATILE BETA	L3.21-10008	4.58	9.97	U	0.867	pCi/L
ZBG 1	2/23/2009	PH	EPA9040B	0.01	0.1	J	5.69	pH

WELL	DATE	ANALYTE	METHOD	MDL	PQL	LAB CODE	RESULT	UNITS
ZBG 1	2/23/2009	PH	FIELD				5.7	
ZBG 1	8/4/2009	PH	FIELD				5.3	
ZBG 3	2/19/2009	PH	EPA9040B	0.01	0.1	J	5.18	pH
ZBG 3	2/19/2009	PH	FIELD				5.5	
ZBG 3	8/4/2009	PH	FIELD				5.6	
ZBG 4	2/19/2009	PH	EPA9040B	0.01	0.1	J	5.95	pH
ZBG 4	2/19/2009	PH	FIELD				6	
ZBG 4	8/4/2009	PH	FIELD				6.4	
ZBG 5	2/19/2009	PH	EPA9040B	0.01	0.1	J	7.52	pH
ZBG 5	2/19/2009	PH	FIELD				7	
ZBG 5	8/4/2009	PH	FIELD				6.2	
ZBG 6	2/23/2009	PH	EPA9040B	0.01	0.1	J	5.11	pH
ZBG 6	2/23/2009	PH	FIELD				5.1	
ZBG 6	8/4/2009	PH	FIELD				5.2	
ZBG 7	2/23/2009	PH	EPA9040B	0.01	0.1	J	5.26	pH
ZBG 7	2/23/2009	PH	FIELD				5.7	
ZBG 7	8/4/2009	PH	FIELD				5.2	
ZBG 8	2/23/2009	PH	EPA9040B	0.01	0.1	J	6.06	pH
ZBG 8	2/23/2009	PH	FIELD				6.7	
ZBG 8	8/4/2009	PH	FIELD				5.6	
ZBG 1	2/23/2009	POTASSIUM-40	L3.21-10021	237	452	U	29.4	pCi/L
ZBG 1	2/23/2009	POTASSIUM-40	L3.21-10021	239	455	U	32.4	pCi/L
ZBG 3	2/19/2009	POTASSIUM-40	L3.21-10021	88.3	280	U	85.5	pCi/L
ZBG 3	8/4/2009	POTASSIUM-40	L3.21-10021	196	376	U	-2.16	pCi/L
ZBG 4	2/19/2009	POTASSIUM-40	L3.21-10021	163	311	U	-25.7	pCi/L
ZBG 4	8/4/2009	POTASSIUM-40	L3.21-10021	71.4	275	J	105	pCi/L
ZBG 5	2/19/2009	POTASSIUM-40	L3.21-10021	171	328	U	-14.3	pCi/L
ZBG 5	2/19/2009	POTASSIUM-40	L3.21-10021	151	294	U	-85.5	pCi/L
ZBG 5	8/4/2009	POTASSIUM-40	L3.21-10021	202	383	U	59.9	pCi/L
ZBG 6	2/23/2009	POTASSIUM-40	L3.21-10021	218	418	U	-63.5	pCi/L
ZBG 6	8/4/2009	POTASSIUM-40	L3.21-10021	203	391	U	22.4	pCi/L
ZBG 7	2/23/2009	POTASSIUM-40	L3.21-10021	91.6	361	U	117	pCi/L
ZBG 7	8/4/2009	POTASSIUM-40	L3.21-10021	181	351	U	-69.7	pCi/L
ZBG 8	2/23/2009	POTASSIUM-40	L3.21-10021	254	482	U	104	pCi/L
ZBG 8	8/4/2009	POTASSIUM-40	L3.21-10021	205	396	U	29	pCi/L
ZBG 8	8/4/2009	POTASSIUM-40	L3.21-10021	84.2	285	U	97.3	pCi/L
ZBG 1	2/23/2009	PROMETHIUM-146	L3.21-10021	12.5	25.8	U	7.5	pCi/L
ZBG 1	2/23/2009	PROMETHIUM-146	L3.21-10021	12.4	26.7	U	1.03	pCi/L
ZBG 3	2/19/2009	PROMETHIUM-146	L3.21-10021	11.1	23.9	U	0.0628	pCi/L
ZBG 3	8/4/2009	PROMETHIUM-146	L3.21-10021	12.2	26.1	U	3.09	pCi/L
ZBG 4	2/19/2009	PROMETHIUM-146	L3.21-10021	11.5	24.5	U	2.5	pCi/L
ZBG 4	8/4/2009	PROMETHIUM-146	L3.21-10021	10.2	22.3	U	-1.43	pCi/L
ZBG 5	2/19/2009	PROMETHIUM-146	L3.21-10021	10.1	21.7	U	-0.276	pCi/L
ZBG 5	2/19/2009	PROMETHIUM-146	L3.21-10021	10.9	24.1	U	-3	pCi/L
ZBG 5	8/4/2009	PROMETHIUM-146	L3.21-10021	11	23.4	U	2.63	pCi/L
ZBG 6	2/23/2009	PROMETHIUM-146	L3.21-10021	12.7	27.2	U	2.9	pCi/L
ZBG 6	8/4/2009	PROMETHIUM-146	L3.21-10021	11.2	24.8	U	-2.86	pCi/L
ZBG 7	2/23/2009	PROMETHIUM-146	L3.21-10021	11.8	26.2	U	-3.25	pCi/L

WELL	DATE	ANALYTE	METHOD	MDL	PQL	LAB CODE	RESULT	UNITS
ZBG 7	8/4/2009	PROMETHIUM-146	L3.21-10021	11.3	24.4	U	0.4	pCi/L
ZBG 8	2/23/2009	PROMETHIUM-146	L3.21-10021	11.4	25.1	U	-1.56	pCi/L
ZBG 8	8/4/2009	PROMETHIUM-146	L3.21-10021	11.4	24.5	U	1.61	pCi/L
ZBG 8	8/4/2009	PROMETHIUM-146	L3.21-10021	11.7	24.7	U	3.98	pCi/L
ZBG 1	2/23/2009	RADIUM-226	RADA-008	0.354	0.95	J	0.608	pCi/L
ZBG 3	2/19/2009	RADIUM-226	RADA-008	0.351	0.983	J	0.733	pCi/L
ZBG 4	2/19/2009	RADIUM-226	RADA-008	0.413	1.11	J	0.672	pCi/L
ZBG 5	2/19/2009	RADIUM-226	RADA-008	0.417	0.901	U	0.18	pCi/L
ZBG 6	2/23/2009	RADIUM-226	RADA-008	0.267	0.811	J	0.653	pCi/L
ZBG 7	2/23/2009	RADIUM-226	RADA-008	0.429	1.14	J	0.785	pCi/L
ZBG 7	2/23/2009	RADIUM-226	RADA-008	0.528	1.48	J	1.27	pCi/L
ZBG 8	2/23/2009	RADIUM-226	RADA-008	0.38	0.956	U	0.541	pCi/L
ZBG 1	2/23/2009	RADIUM-228	RADA-009	0.48	1.06	U	0.277	pCi/L
ZBG 3	2/19/2009	RADIUM-228	RADA-009	0.713	1.58	U	0.461	pCi/L
ZBG 4	2/19/2009	RADIUM-228	RADA-009	0.623	1.4	U	0.492	pCi/L
ZBG 5	2/19/2009	RADIUM-228	RADA-009	0.761	1.81	J	1.2	pCi/L
ZBG 6	2/23/2009	RADIUM-228	RADA-009	0.452	1.17	U	0.978	pCi/L
ZBG 7	2/23/2009	RADIUM-228	RADA-009	0.536	1.26	U	0.628	pCi/L
ZBG 8	2/23/2009	RADIUM-228	RADA-009	0.559	1.2	U	0.212	pCi/L
ZBG 1	2/23/2009	SODIUM-22	L3.21-10021	11.9	23.9	U	4.1	pCi/L
ZBG 1	2/23/2009	SODIUM-22	L3.21-10021	8.36	18.4	U	-3.07	pCi/L
ZBG 3	2/19/2009	SODIUM-22	L3.21-10021	7.38	15.7	U	-1.09	pCi/L
ZBG 3	8/4/2009	SODIUM-22	L3.21-10021	7.69	16.8	U	-2.16	pCi/L
ZBG 4	2/19/2009	SODIUM-22	L3.21-10021	8.63	18.8	U	-2.18	pCi/L
ZBG 4	8/4/2009	SODIUM-22	L3.21-10021	8.83	18.5	U	-0.077	pCi/L
ZBG 5	2/19/2009	SODIUM-22	L3.21-10021	7.89	16.1	U	0.972	pCi/L
ZBG 5	2/19/2009	SODIUM-22	L3.21-10021	7.06	15.4	U	-1.98	pCi/L
ZBG 5	8/4/2009	SODIUM-22	L3.21-10021	8.07	17.1	U	-0.723	pCi/L
ZBG 6	2/23/2009	SODIUM-22	L3.21-10021	10	21.1	U	-0.66	pCi/L
ZBG 6	8/4/2009	SODIUM-22	L3.21-10021	7.86	16.7	U	-1.09	pCi/L
ZBG 7	2/23/2009	SODIUM-22	L3.21-10021	10.5	22	U	-0.268	pCi/L
ZBG 7	8/4/2009	SODIUM-22	L3.21-10021	8.7	18.7	U	-1.5	pCi/L
ZBG 8	2/23/2009	SODIUM-22	L3.21-10021	10.7	21.4	U	2.84	pCi/L
ZBG 8	8/4/2009	SODIUM-22	L3.21-10021	8.29	17.8	U	-1.49	pCi/L
ZBG 8	8/4/2009	SODIUM-22	L3.21-10021	7.71	16.2	U	-0.558	pCi/L
ZBG 1	2/23/2009	SPEC.CONDUCTANCE	FIELD				44	us/cm
ZBG 1	8/4/2009	SPEC.CONDUCTANCE	FIELD				27	us/cm
ZBG 3	2/19/2009	SPEC.CONDUCTANCE	FIELD				20	us/cm
ZBG 3	8/4/2009	SPEC.CONDUCTANCE	FIELD				19	us/cm
ZBG 4	2/19/2009	SPEC.CONDUCTANCE	FIELD				32	us/cm
ZBG 4	8/4/2009	SPEC.CONDUCTANCE	FIELD				25	us/cm
ZBG 5	2/19/2009	SPEC.CONDUCTANCE	FIELD				114	us/cm
ZBG 5	8/4/2009	SPEC.CONDUCTANCE	FIELD				110	us/cm
ZBG 6	2/23/2009	SPEC.CONDUCTANCE	FIELD				15	us/cm
ZBG 6	8/4/2009	SPEC.CONDUCTANCE	FIELD				15	us/cm
ZBG 7	2/23/2009	SPEC.CONDUCTANCE	FIELD				16	us/cm
ZBG 7	8/4/2009	SPEC.CONDUCTANCE	FIELD				13	us/cm
ZBG 8	2/23/2009	SPEC.CONDUCTANCE	FIELD				20	us/cm

WELL	DATE	ANALYTE	METHOD	MDL	PQL	LAB CODE	RESULT	UNITS
ZBG 8	8/4/2009	SPEC.CONDUCTANCE	FIELD				17	us/cm
ZBG 1	2/23/2009	TECHNETIUM-99	L3.21-10015	0.0041	0.009	U	-0.00083	pCi/mL
ZBG 3	2/19/2009	TECHNETIUM-99	L3.21-10015	0.0043	0.009	U	-6.8E-05	pCi/mL
ZBG 4	2/19/2009	TECHNETIUM-99	L3.21-10015	0.0043	0.009	U	9.07E-05	pCi/mL
ZBG 5	2/19/2009	TECHNETIUM-99	L3.21-10015	0.0043	0.009	U	-0.00182	pCi/mL
ZBG 6	2/23/2009	TECHNETIUM-99	L3.21-10015	0.0041	0.009	U	0.00214	pCi/mL
ZBG 7	2/23/2009	TECHNETIUM-99	L3.21-10015	0.0041	0.009	U	-0.0002	pCi/mL
ZBG 8	2/23/2009	TECHNETIUM-99	L3.21-10015	0.0041	0.009	U	-0.00043	pCi/mL
ZBG 1	2/23/2009	TETRACHLOROETHYLENE (PCE)	EPA8260B	0.75	2	U	2	ug/L
ZBG 1	2/23/2009	TETRACHLOROETHYLENE (PCE)	EPA8260B	0.75	2	U	2	ug/L
ZBG 3	2/19/2009	TETRACHLOROETHYLENE (PCE)	EPA8260B	0.75	2	U	2	ug/L
ZBG 4	2/19/2009	TETRACHLOROETHYLENE (PCE)	EPA8260B	0.75	2	J	0.91	ug/L
ZBG 5	2/19/2009	TETRACHLOROETHYLENE (PCE)	EPA8260B	0.75	2	U	2	ug/L
ZBG 6	2/23/2009	TETRACHLOROETHYLENE (PCE)	EPA8260B	0.75	2	U	2	ug/L
ZBG 7	2/23/2009	TETRACHLOROETHYLENE (PCE)	EPA8260B	0.75	2	U	2	ug/L
ZBG 8	2/23/2009	TETRACHLOROETHYLENE (PCE)	EPA8260B	0.75	2	U	2	ug/L
ZBG 1	2/23/2009	THALLIUM-208	L3.21-10021	11.7	24.1	U	3.58	pCi/L
ZBG 1	2/23/2009	THALLIUM-208	L3.21-10021	11.4	23.6	U	1.77	pCi/L
ZBG 3	2/19/2009	THALLIUM-208	L3.21-10021	11	23	U	4.16	pCi/L
ZBG 3	8/4/2009	THALLIUM-208	L3.21-10021	11	23.2	U	1.5	pCi/L
ZBG 4	2/19/2009	THALLIUM-208	L3.21-10021	10.3	21.7	U	2.67	pCi/L
ZBG 4	8/4/2009	THALLIUM-208	L3.21-10021	11	23.4	U	0.203	pCi/L
ZBG 5	2/19/2009	THALLIUM-208	L3.21-10021	9.32	20.8	U	-4.35	pCi/L
ZBG 5	2/19/2009	THALLIUM-208	L3.21-10021	10.3	21.8	U	1.37	pCi/L
ZBG 5	8/4/2009	THALLIUM-208	L3.21-10021	9.87	21.6	U	-3.69	pCi/L
ZBG 6	2/23/2009	THALLIUM-208	L3.21-10021	9.53	29.9	J	10.4	pCi/L
ZBG 6	8/4/2009	THALLIUM-208	L3.21-10021	9.35	21	U	-6.6	pCi/L
ZBG 7	2/23/2009	THALLIUM-208	L3.21-10021	12.2	25.9	U	-1.05	pCi/L
ZBG 7	8/4/2009	THALLIUM-208	L3.21-10021	10.7	22.7	U	0.322	pCi/L
ZBG 8	2/23/2009	THALLIUM-208	L3.21-10021	9.1	23.1	J	9.7	pCi/L
ZBG 8	8/4/2009	THALLIUM-208	L3.21-10021	10.8	23.1	U	0.0356	pCi/L
ZBG 8	8/4/2009	THALLIUM-208	L3.21-10021	11.5	24.2	U	1.9	pCi/L
ZBG 1	2/23/2009	TOLUENE	EPA8260B	0.78	2	U	2	ug/L
ZBG 1	2/23/2009	TOLUENE	EPA8260B	0.78	2	U	2	ug/L
ZBG 3	2/19/2009	TOLUENE	EPA8260B	0.78	2	U	2	ug/L
ZBG 4	2/19/2009	TOLUENE	EPA8260B	0.78	2	U	2	ug/L
ZBG 5	2/19/2009	TOLUENE	EPA8260B	0.78	2	U	2	ug/L
ZBG 6	2/23/2009	TOLUENE	EPA8260B	0.78	2	U	2	ug/L
ZBG 7	2/23/2009	TOLUENE	EPA8260B	0.78	2	U	2	ug/L
ZBG 8	2/23/2009	TOLUENE	EPA8260B	0.78	2	J	0.98	ug/L
ZBG 1	2/23/2009	TRICHLOROETHYLENE (TCE)	EPA8260B	0.97	2	U	2	ug/L

WELL	DATE	ANALYTE	METHOD	MDL	PQL	LAB CODE	RESULT	UNITS
ZBG 1	2/23/2009	TRICHLOROETHYLENE (TCE)	EPA8260B	0.97	2	U	2	ug/L
ZBG 3	2/19/2009	TRICHLOROETHYLENE (TCE)	EPA8260B	0.97	2	U	2	ug/L
ZBG 4	2/19/2009	TRICHLOROETHYLENE (TCE)	EPA8260B	0.97	2	U	2	ug/L
ZBG 5	2/19/2009	TRICHLOROETHYLENE (TCE)	EPA8260B	0.97	2	U	2	ug/L
ZBG 6	2/23/2009	TRICHLOROETHYLENE (TCE)	EPA8260B	0.97	2	U	2	ug/L
ZBG 7	2/23/2009	TRICHLOROETHYLENE (TCE)	EPA8260B	0.97	2	U	2	ug/L
ZBG 8	2/23/2009	TRICHLOROETHYLENE (TCE)	EPA8260B	0.97	2	U	2	ug/L
ZBG 1	2/23/2009	TRITIUM	L3.21-10015	0.458	1.44		5.14	pCi/mL
ZBG 1	8/4/2009	TRITIUM	L3.21-10015	0.486	1.31		2.63	pCi/mL
ZBG 3	2/19/2009	TRITIUM	L3.21-10015	0.459	1.29		3.06	pCi/mL
ZBG 3	8/4/2009	TRITIUM	L3.21-10015	0.485	1.32		2.83	pCi/mL
ZBG 4	2/19/2009	TRITIUM	L3.21-10015	0.461	1.19		1.82	pCi/mL
ZBG 4	8/4/2009	TRITIUM	L3.21-10015	0.486	1.23		1.78	pCi/mL
ZBG 5	2/19/2009	TRITIUM	L3.21-10015	0.459	1.05	J	0.483	pCi/mL
ZBG 5	8/4/2009	TRITIUM	L3.21-10015	0.484	1.12	J	0.692	pCi/mL
ZBG 6	2/23/2009	TRITIUM	L3.21-10015	0.458	1.41		4.63	pCi/mL
ZBG 6	8/4/2009	TRITIUM	L3.21-10015	0.48	1.38		3.72	pCi/mL
ZBG 7	2/23/2009	TRITIUM	L3.21-10015	0.457	1.34		3.66	pCi/mL
ZBG 7	8/4/2009	TRITIUM	L3.21-10015	0.486	1.35		3.2	pCi/mL
ZBG 8	2/23/2009	TRITIUM	L3.21-10015	0.461	1.37		4.06	pCi/mL
ZBG 8	8/4/2009	TRITIUM	L3.21-10015	0.483	1.35		3.23	pCi/mL
ZBG 8	8/4/2009	TRITIUM	L3.21-10015	0.486	1.35		3.25	pCi/mL
ZBG 1	2/23/2009	TURBIDITY	FIELD				1.9	NTU
ZBG 1	8/4/2009	TURBIDITY	FIELD				2.2	NTU
ZBG 3	2/19/2009	TURBIDITY	FIELD				5.2	NTU
ZBG 3	8/4/2009	TURBIDITY	FIELD				3.1	NTU
ZBG 4	2/19/2009	TURBIDITY	FIELD				20	NTU
ZBG 4	8/4/2009	TURBIDITY	FIELD				55	NTU
ZBG 5	2/19/2009	TURBIDITY	FIELD				990	NTU
ZBG 5	8/4/2009	TURBIDITY	FIELD				380	NTU
ZBG 6	2/23/2009	TURBIDITY	FIELD				1.9	NTU
ZBG 6	8/4/2009	TURBIDITY	FIELD				1.1	NTU
ZBG 7	2/23/2009	TURBIDITY	FIELD				4.6	NTU
ZBG 7	8/4/2009	TURBIDITY	FIELD				1.2	NTU
ZBG 8	2/23/2009	TURBIDITY	FIELD				5.2	NTU
ZBG 8	8/4/2009	TURBIDITY	FIELD				3.5	NTU
ZBG 1	2/23/2009	WATER TEMP.	FIELD				16.8	degrees C
ZBG 1	8/4/2009	WATER TEMP.	FIELD				20.3	degrees C
ZBG 3	2/19/2009	WATER TEMP.	FIELD				19.1	degrees C
ZBG 3	8/4/2009	WATER TEMP.	FIELD				21.9	degrees C
ZBG 4	2/19/2009	WATER TEMP.	FIELD				16.9	degrees C
ZBG 4	8/4/2009	WATER TEMP.	FIELD				20.3	degrees C

WELL	DATE	ANALYTE	METHOD	MDL	PQL	LAB CODE	RESULT	UNITS
ZBG 5	2/19/2009	WATER TEMP.	FIELD				18.3	degrees C
ZBG 5	8/4/2009	WATER TEMP.	FIELD				21.3	degrees C
ZBG 6	2/23/2009	WATER TEMP.	FIELD				19.7	degrees C
ZBG 6	8/4/2009	WATER TEMP.	FIELD				21.6	degrees C
ZBG 7	2/23/2009	WATER TEMP.	FIELD				18	degrees C
ZBG 7	8/4/2009	WATER TEMP.	FIELD				21	degrees C
ZBG 8	2/23/2009	WATER TEMP.	FIELD				14.8	degrees C
ZBG 8	8/4/2009	WATER TEMP.	FIELD				21	degrees C

Definitions:

MDL — method detection limit

PQL — practical quantitation limit

LAB CODE — USEPA Functional Guideline Codes applied by labs.

USEPA Functional Guideline Codes

J — The detected analyte was positively identified but the result is approximate.

NJ — The detected analyte was only tentatively identified and the result is approximate. All usable TIC results receive this code.

U — The analyte was analyzed for, but not detected. The sample detection and quantitation limits (MDL & SQL) are valid unless blank contamination is indicated.

UJ — The analyte was analyzed for, but not detected. The MDL & SQL are approximate, and may be inaccurate or imprecise.

R — The sample result is rejected as unusable due to serious deficiencies in meeting quality control criteria. The analyte may be present or absent.