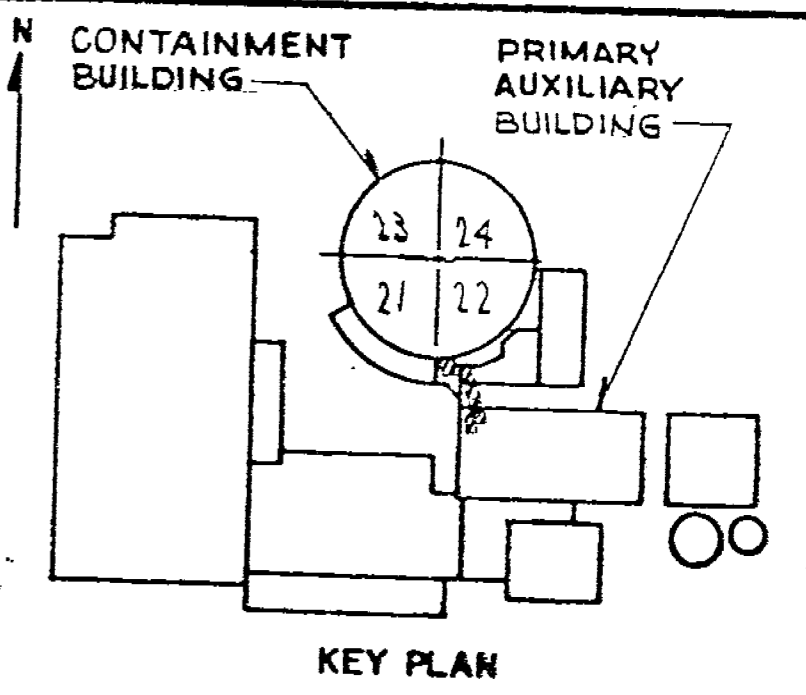
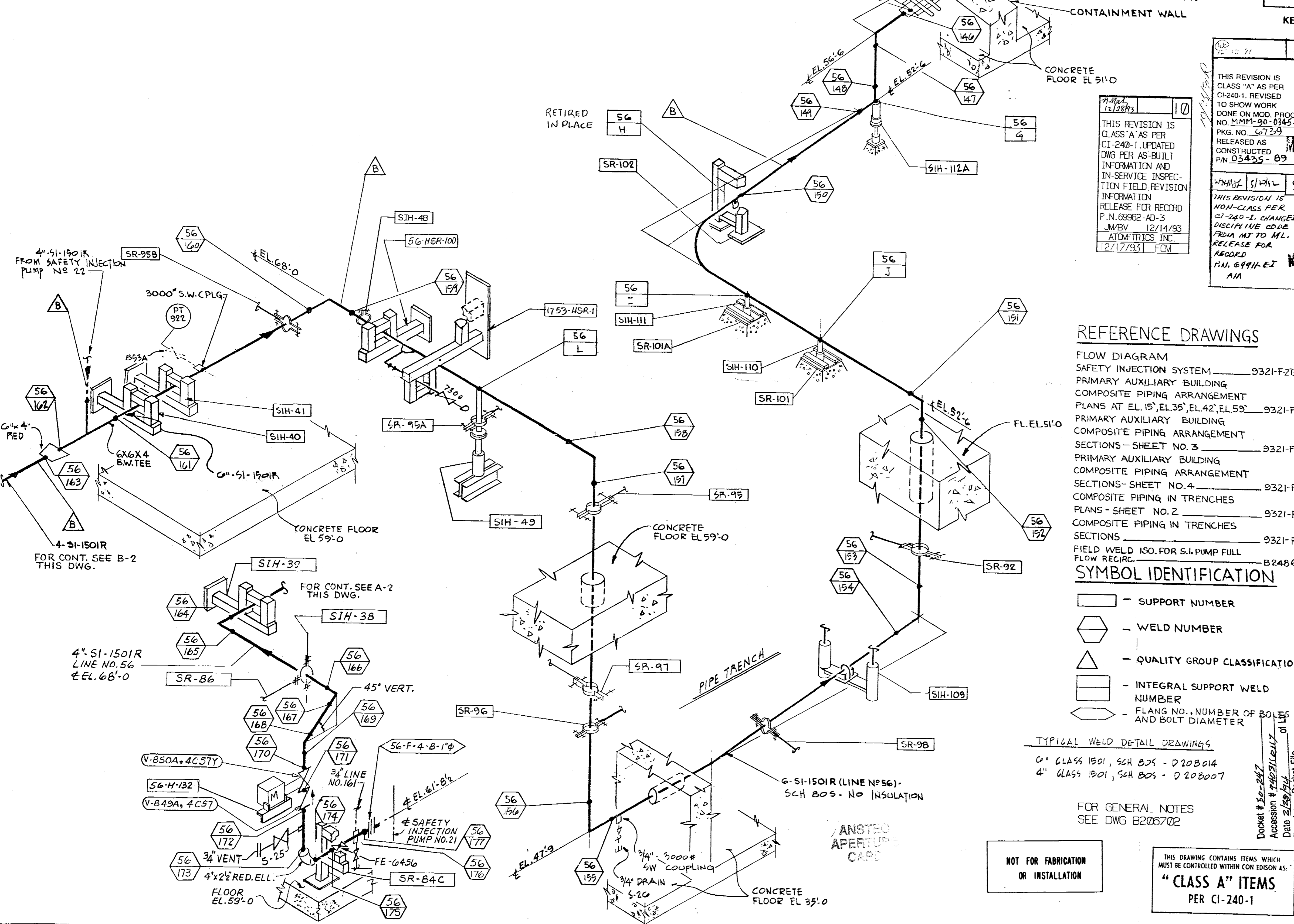
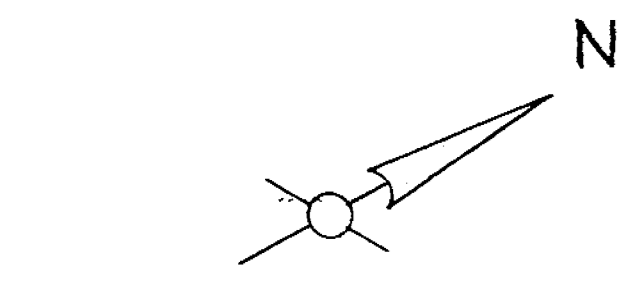


VALVE BONNET BOLTING						
VALVE NO.	VALVE TYPE	NO. OF BOLTS	BOLT DIA.	BOLT TYPE	VALVE MANUFACTURER	MANUFACTURER DWG. NO.
850A	4-C57Y					
849A	4-C57					



THIS REVISION IS CLASS "A" AS PER CI-240-1. REVISED TO SHOW WORK DONE ON MOD. PROC. NO. MMM-90-0345-B PKG. NO. 6739 RELEASED AS CONSTRUCTED P/N 03435-89

THIS REVISION IS NON-CLASS PER CI-240-1. CHANGED DISCIPLINE CODE FROM NJ TO ML. RELEASE FOR RECORD P.N. 69911-EJ AM

THIS REVISION IS CLASS "A" AS PER CI-240-1. UPDATED DWG PER AS-BUILT INFORMATION AND IN-SERVICE INSPECTION FIELD REVISION INFORMATION RELEASE FOR RECORD P.N. 69982-AD-3 JMB/V 12/14/93 ATOMETRICS INC. 12/17/93 FCM

REFERENCE DRAWINGS

- FLOW DIAGRAM SAFETY INJECTION SYSTEM 9321-F-2135
- PRIMARY AUXILIARY BUILDING COMPOSITE PIPING ARRANGEMENT PLANS AT EL. 15', EL. 35', EL. 42', EL. 59' 9321-F-2573
- PRIMARY AUXILIARY BUILDING COMPOSITE PIPING ARRANGEMENT SECTIONS - SHEET NO. 3 9321-F-2588
- PRIMARY AUXILIARY BUILDING COMPOSITE PIPING ARRANGEMENT SECTIONS - SHEET NO. 4 9321-F-2599
- COMPOSITE PIPING IN TRENCHES PLANS - SHEET NO. 2 9321-F-2678
- COMPOSITE PIPING IN TRENCHES SECTIONS 9321-F-2679
- FIELD WELD ISO. FOR S.I. PUMP FULL FLOW RECIRC. B248691

SYMBOL IDENTIFICATION

- - SUPPORT NUMBER
- ◊ - WELD NUMBER
- △ - QUALITY GROUP CLASSIFICATION
- ▭ - INTEGRAL SUPPORT WELD NUMBER
- ◊ - FLANG NO., NUMBER OF BOLTS AND BOLT DIAMETER

TYPICAL WELD DETAIL DRAWINGS  
6" CLASS 1501, SCH 80S - D 208014  
4" CLASS 1501, SCH 80S - D 208007

FOR GENERAL NOTES SEE DWG B206702

NOT FOR FABRICATION OR INSTALLATION

THIS DRAWING CONTAINS ITEMS WHICH MUST BE CONTROLLED WITHIN CON EDISON AS:  
"CLASS A" ITEMS PER CI-240-1

REVISIONS	
0	THIS ISSUE IS NON-CLASS "A" PER CI-240-1. RELEASE FOR RECORD. P.N. 7076 11-3-78
1	THIS REVISION IS NON-CLASS "A" PER CI-240-1. ADDED REF. DRAWINGS. ADDED LATEST REV. NO TO REF. DWG'S. RELEASE FOR RECORD. P.N. 7076 7/16/AS EBASCO SERVICES, INC. 1-10-80
2	THIS REVISION IS NON-CLASS "A" PER CI-240-1. ADDED LATEST REV. NO TO REF. DWG'S. RELEASE FOR RECORD. P.N. 21368. TREADWELL CORP. 11-12-82
3	THIS ISSUE IS NON-CLASS "A" PER CI-240-1. ADDED CONT. OF LINE NO. 56 TO SAFETY INJECTION PUMP #21. P.N. 21368. TREADWELL CORP. C.S./P.H. 2-4-83
4	THIS REVISION IS NON-CLASS "A" PER CI-240-1. UPDATED DWG. PER INFORMATION RECEIVED FROM FIELD. RELEASE FOR RECORD. P.N. 21368. W8/RC 5-1-84

NOT FOR FABRICATION OR INSTALLATION

B206698-10  
CONSOLIDATED EDISON CO.  
OF NEW YORK, INC.

STATION LOCATION INDIAN POINT No. 2  
INSERVICE INSPECTION ISOMETRIC OF SAFETY INJECTION LINE No. 56 INSIDE PRIMARY AUX. BLDG.

SCALE NONE DRAWN BY C.ZAPATA  
P/N 7076 CHECKED BY SIMONE

APPROVALS	
GENERAL ENGINEERING	CHIEF DESIGNER
MECHANICAL ENGINEERING	MECH. ENGINEER
CIVIL ENGINEERING	PLANT STRUCT. ENGINEER
ELECTRICAL ENGINEERING	T & D STRUCT. ENGINEER
SALES & STEAM OPERATIONS	STATION ELECT. ENGINEER
PRODUCTION	T & D ENGINEER
	STRUCT. ENGINEER
	CONVENTIONAL POWER
	NUCLEAR POWER

ML