



ENERCON
SERVICES, INC.

Appendix FC-1 to Calculation PGE-009-CALC-003

***** SUMMATION OF TOTAL FORCES AND MOMENTS IN GLOBAL COORDINATES *****

FX = 436429.4
FY = -336050.5
FZ = 595729.0
MX = 7532480.
MY = -8486133.
MZ = -8528200.

SUMMATION POINT= 204.00 -45.000 102.00

SELECT ALL NODES HAVING ANY ELEMENT IN ELEMENT SET.

2950 NODES (OF 17051 DEFINED) SELECTED FROM
2790 SELECTED ELEMENTS BY NELE COMMAND.

Internal forces at Z = -102.0 LINE 7

RESELECT FOR ITEM=LOC COMPONENT=Z BETWEEN -1038.1 AND -101.90
KABS= 0. TOLERANCE= 0.936200E-05

2375 NODES (OF 17051 DEFINED) SELECTED BY NSEL COMMAND.

SELECT ONLY ELEMENTS COMPLETELY CONTAINED WITHIN NODE SET.

2240 ELEMENTS (OF 15348 DEFINED) SELECTED FROM
2375 SELECTED NODES BY ENOD COMMAND.

RESELECT FOR ITEM=LOC COMPONENT=Z BETWEEN -102.10 AND -101.90
KABS= 0. TOLERANCE= 0.200000E-08

25 NODES (OF 17051 DEFINED) SELECTED BY NSEL COMMAND.

NODE FOR MOMENT SUMMATION= 0
MOMENT SUMMATION LOCATION= 204.000 -45.0000 -102.000

***** SUMMATION OF TOTAL FORCES AND MOMENTS IN GLOBAL COORDINATES *****

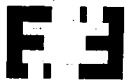
FX = 233902.0
FY = -332032.6
FZ = 580897.4
MX = 3685275.
MY = -1227042.
MZ = -5426102.

SUMMATION POINT= 204.00 -45.000 -102.00

SELECT ALL NODES HAVING ANY ELEMENT IN ELEMENT SET.

2375 NODES (OF 17051 DEFINED) SELECTED FROM
2240 SELECTED ELEMENTS BY NELE COMMAND.

Internal forces at Z = -306.0 LINE 6



Appendix FC-1 to Calculation PGE-009-CALC-003

RESELECT FOR ITEM=LOC COMPONENT=Z BETWEEN -1038.1 AND -305.90
KABS= 0. TOLERANCE= 0.732200E-05

1800 NODES (OF 17051 DEFINED) SELECTED BY NSEL COMMAND.

SELECT ONLY ELEMENTS COMPLETELY CONTAINED WITHIN NODE SET.

1690 ELEMENTS (OF 15348 DEFINED) SELECTED FROM
1800 SELECTED NODES BY ENOD COMMAND.

RESELECT FOR ITEM=LOC COMPONENT=Z BETWEEN -306.10 AND -305.90
KABS= 0. TOLERANCE= 0.200000E-08

25 NODES (OF 17051 DEFINED) SELECTED BY NSEL COMMAND.

NODE FOR MOMENT SUMMATION= 0
MOMENT SUMMATION LOCATION= 204.000 -45.0000 -306.000

***** SUMMATION OF TOTAL FORCES AND MOMENTS IN GLOBAL COORDINATES *****

FX = 67944.89
FY = -342727.8
FZ = 497440.9
MX = 5575850.
MY = 3372176.
MZ = -5094013.

SUMMATION POINT= 204.00 -45.000 -306.00

SELECT ALL NODES HAVING ANY ELEMENT IN ELEMENT SET.

1800 NODES (OF 17051 DEFINED) SELECTED FROM
1690 SELECTED ELEMENTS BY NELE COMMAND.

Internal forces at Z = -510.0 LINE 5

RESELECT FOR ITEM=LOC COMPONENT=Z BETWEEN -1038.1 AND -509.90
KABS= 0. TOLERANCE= 0.528200E-05

1225 NODES (OF 17051 DEFINED) SELECTED BY NSEL COMMAND.

SELECT ONLY ELEMENTS COMPLETELY CONTAINED WITHIN NODE SET.

1140 ELEMENTS (OF 15348 DEFINED) SELECTED FROM
1225 SELECTED NODES BY ENOD COMMAND.

RESELECT FOR ITEM=LOC COMPONENT=Z BETWEEN -510.10 AND -509.90
KABS= 0. TOLERANCE= 0.200000E-08

25 NODES (OF 17051 DEFINED) SELECTED BY NSEL COMMAND.

NODE FOR MOMENT SUMMATION= 0



Appendix FC-1 to Calculation PGE-009-CALC-003

MOMENT SUMMATION LOCATION= 204.000 -45.0000 -510.000

***** SUMMATION OF TOTAL FORCES AND MOMENTS IN GLOBAL COORDINATES *****

FX = -86956.31

FY = -369445.6

FZ = 350563.8

MX = 0.1262482E+08

MY = 6090383.

MZ = -7138586.

SUMMATION POINT= 204.00 -45.000 -510.00

SELECT ALL NODES HAVING ANY ELEMENT IN ELEMENT SET.

1225 NODES (OF 17051 DEFINED) SELECTED FROM

1140 SELECTED ELEMENTS BY NELE COMMAND.

Internal forces at Z = -714.0 LINE 4

RESELECT FOR ITEM=LOC COMPONENT=Z BETWEEN -1038.1 AND -713.90
KABS= 0. TOLERANCE= 0.324200E-05

650 NODES (OF 17051 DEFINED) SELECTED BY NSEL COMMAND.

SELECT ONLY ELEMENTS COMPLETELY CONTAINED WITHIN NODE SET.

590 ELEMENTS (OF 15348 DEFINED) SELECTED FROM

650 SELECTED NODES BY ENOD COMMAND.

RESELECT FOR ITEM=LOC COMPONENT=Z BETWEEN -714.10 AND -713.90
KABS= 0. TOLERANCE= 0.200000E-08

25 NODES (OF 17051 DEFINED) SELECTED BY NSEL COMMAND.

NODE FOR MOMENT SUMMATION= 0
MOMENT SUMMATION LOCATION= 204.000 -45.0000 -714.000

***** SUMMATION OF TOTAL FORCES AND MOMENTS IN GLOBAL COORDINATES *****

FX = -250785.5

FY = -413725.7

FZ = 124277.2

MX = 0.2554487E+08

MY = 7742754.

MZ = -0.1282578E+08

SUMMATION POINT= 204.00 -45.000 -714.00

SELECT ALL NODES HAVING ANY ELEMENT IN ELEMENT SET.

650 NODES (OF 17051 DEFINED) SELECTED FROM

590 SELECTED ELEMENTS BY NELE COMMAND.



Appendix FC-1 to Calculation PGE-009-CALC-003

Internal forces at Z = -918.0 LINE 3

RESELECT FOR ITEM=LOC COMPONENT=Z BETWEEN -1038.1 AND -917.90
KABS= 0. TOLERANCE= 0.120200E-05

75 NODES (OF 17051 DEFINED) SELECTED BY NSEL COMMAND.

SELECT ONLY ELEMENTS COMPLETELY CONTAINED WITHIN NODE SET.

40 ELEMENTS (OF 15348 DEFINED) SELECTED FROM
75 SELECTED NODES BY ENOD COMMAND.

RESELECT FOR ITEM=LOC COMPONENT=Z BETWEEN -918.10 AND -917.90
KABS= 0. TOLERANCE= 0.200000E-08

25 NODES (OF 17051 DEFINED) SELECTED BY NSEL COMMAND.

NODE FOR MOMENT SUMMATION= 0
MOMENT SUMMATION LOCATION= 204.000 -45.0000 -918.000

***** SUMMATION OF TOTAL FORCES AND MOMENTS IN GLOBAL COORDINATES *****

FX = -327994.5
FY = -92138.94
FZ = -211155.3
MX = 0.1114411E+08
MY = 0.1120237E+08
MZ = -6189428.

SUMMATION POINT= 204.00 -45.000 -918.00

SELECT ALL NODES HAVING ANY ELEMENT IN ELEMENT SET.

75 NODES (OF 17051 DEFINED) SELECTED FROM
40 SELECTED ELEMENTS BY NELE COMMAND.

Internal forces at Z = -978.0 LINE 2

RESELECT FOR ITEM=LOC COMPONENT=Z BETWEEN -1038.1 AND -977.90
KABS= 0. TOLERANCE= 0.602000E-06

50 NODES (OF 17051 DEFINED) SELECTED BY NSEL COMMAND.

SELECT ONLY ELEMENTS COMPLETELY CONTAINED WITHIN NODE SET.

20 ELEMENTS (OF 15348 DEFINED) SELECTED FROM
50 SELECTED NODES BY ENOD COMMAND.

RESELECT FOR ITEM=LOC COMPONENT=Z BETWEEN -978.10 AND -977.90
KABS= 0. TOLERANCE= 0.200000E-08

25 NODES (OF 17051 DEFINED) SELECTED BY NSEL COMMAND.



**ENERCON
SERVICES, INC.**

Appendix FC-1 to Calculation PGE-009-CALC-003

NODE FOR MOMENT SUMMATION= 0
MOMENT SUMMATION LOCATION= 204.000 -45.0000 -978.000

***** SUMMATION OF TOTAL FORCES AND MOMENTS IN GLOBAL COORDINATES *****
 FX = -339306.5
 FY = -48874.54
 FZ = -325451.8
 MX = 0.1673530E+08
 MY = 0.1142815E+08
 MZ = -0.1021985E+08

SUMMATION POINT= 204.00 -45.000 -978.00

SELECT ALL NODES HAVING ANY ELEMENT IN ELEMENT SET.

50 NODES (OF 17051 DEFINED) SELECTED FROM
20 SELECTED ELEMENTS BY NELE COMMAND.

Internal forces at Z = -1038.0 LINE 1

RESELECT FOR ITEM=LOC COMPONENT=Z BETWEEN -1038.1 AND -1037.9
KABS= 0. TOLERANCE= 0.200000E-08

25 NODES (OF 17051 DEFINED) SELECTED BY NSEL COMMAND.

NODE FOR MOMENT SUMMATION= 0
MOMENT SUMMATION LOCATION= 204.000 -45.0000 -1038.00

***** SUMMATION OF TOTAL FORCES AND MOMENTS IN GLOBAL COORDINATES *****
 FX = 393908.4
 FY = -27625.46
 FZ = 380053.7
 MX = -0.1737277E+08
 MY = 0.1056830E+08
 MZ = 0.1021985E+08

SUMMATION POINT= 204.00 -45.000 -1038.0

next strip x = 306 to 510 Lines C to D

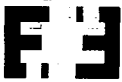
Select all nodes in pad only

ESEL FOR LABEL= TYPE FROM 1 TO 1 BY 1

9056 ELEMENTS (OF 15348 DEFINED) SELECTED BY ESEL COMMAND.

SELECT ALL NODES HAVING ANY ELEMENT IN ELEMENT SET.

11550 NODES (OF 17051 DEFINED) SELECTED FROM
9056 SELECTED ELEMENTS BY NELE COMMAND.



select strip Z direction

RESELECT FOR ITEM=LOC COMPONENT=X BETWEEN 305.90 AND 510.10
KABS= 0. TOLERANCE= 0.204200E-05

3000 NODES (OF 17051 DEFINED) SELECTED BY NSEL COMMAND.

SELECT ONLY ELEMENTS COMPLETELY CONTAINED WITHIN NODE SET.

2830 ELEMENTS (OF 15348 DEFINED) SELECTED FROM
3000 SELECTED NODES BY ENOD COMMAND.

Internal forces at Z = 222.0 LINE 10

RESELECT FOR ITEM=LOC COMPONENT=Z BETWEEN 221.90 AND 222.10
KABS= 0. TOLERANCE= 0.200000E-08

25 NODES (OF 17051 DEFINED) SELECTED BY NSEL COMMAND.

NODE FOR MOMENT SUMMATION= 0
MOMENT SUMMATION LOCATION= 408.000 -45.0000 222.000

***** SUMMATION OF TOTAL FORCES AND MOMENTS IN GLOBAL COORDINATES *****

FX = 481467.3
FY = -347014.5
FZ = 693900.9
MX = -0.3128722E+08
MY = -0.1357632E+08
MZ = 6620628.

SUMMATION POINT= 408.00 -45.000 222.00

SELECT ALL NODES HAVING ANY ELEMENT IN ELEMENT SET.

3000 NODES (OF 17051 DEFINED) SELECTED FROM
2830 SELECTED ELEMENTS BY NELE COMMAND.

Internal forces at Z = 162.0 LINE 9

RESELECT FOR ITEM=LOC COMPONENT=Z BETWEEN -1038.1 AND 162.10
KABS= 0. TOLERANCE= 0.120020E-04

2975 NODES (OF 17051 DEFINED) SELECTED BY NSEL COMMAND.

SELECT ONLY ELEMENTS COMPLETELY CONTAINED WITHIN NODE SET.

2810 ELEMENTS (OF 15348 DEFINED) SELECTED FROM
2975 SELECTED NODES BY ENOD COMMAND.

RESELECT FOR ITEM=LOC COMPONENT=Z BETWEEN 161.90 AND 162.10



ENERCON
SERVICES, INC.

Appendix FC-1 to Calculation PGE-009-CALC-003

KABS= 0. TOLERANCE= 0.200000E-08

25 NODES (OF 17051 DEFINED) SELECTED BY NSEL COMMAND.

NODE FOR MOMENT SUMMATION= 0
MOMENT SUMMATION LOCATION= 408.000 -45.0000 162.000

***** SUMMATION OF TOTAL FORCES AND MOMENTS IN GLOBAL COORDINATES *****

FX = 454140.1
FY = -365986.1
FZ = 589799.9
MX = -0.1071187E+08
MY = -0.1272872E+08
MZ = -2499710.

SUMMATION POINT= 408.00 -45.000 162.00

SELECT ALL NODES HAVING ANY ELEMENT IN ELEMENT SET.

2975 NODES (OF 17051 DEFINED) SELECTED FROM
2810 SELECTED ELEMENTS BY NELE COMMAND.

Internal forces at Z = 102.0 LINE 8

RESELECT FOR ITEM=LOC COMPONENT=Z BETWEEN -1038.1 AND 102.10
KABS= 0. TOLERANCE= 0.114020E-04

2950 NODES (OF 17051 DEFINED) SELECTED BY NSEL COMMAND.

SELECT ONLY ELEMENTS COMPLETELY CONTAINED WITHIN NODE SET.

2790 ELEMENTS (OF 15348 DEFINED) SELECTED FROM
2950 SELECTED NODES BY ENOD COMMAND.

RESELECT FOR ITEM=LOC COMPONENT=Z BETWEEN 101.90 AND 102.10
KABS= 0. TOLERANCE= 0.200000E-08

25 NODES (OF 17051 DEFINED) SELECTED BY NSEL COMMAND.

NODE FOR MOMENT SUMMATION= 0
MOMENT SUMMATION LOCATION= 408.000 -45.0000 102.000

***** SUMMATION OF TOTAL FORCES AND MOMENTS IN GLOBAL COORDINATES *****

FX = 510213.7
FY = -333260.7
FZ = 571757.3
MX = 7168576.
MY = -9946167.
MZ = -6055938.

SUMMATION POINT= 408.00 -45.000 102.00



Appendix FC-1 to Calculation PGE-009-CALC-003

SELECT ALL NODES HAVING ANY ELEMENT IN ELEMENT SET.

2950 NODES (OF 17051 DEFINED) SELECTED FROM
2790 SELECTED ELEMENTS BY NELE COMMAND.

Internal forces at Z = -102.0 LINE 7

RESELECT FOR ITEM=LOC COMPONENT=Z BETWEEN -1038.1 AND -101.90
KABS= 0. TOLERANCE= 0.936200E-05

2375 NODES (OF 17051 DEFINED) SELECTED BY NSEL COMMAND.

SELECT ONLY ELEMENTS COMPLETELY CONTAINED WITHIN NODE SET.

2240 ELEMENTS (OF 15348 DEFINED) SELECTED FROM
2375 SELECTED NODES BY ENOD COMMAND.

RESELECT FOR ITEM=LOC COMPONENT=Z BETWEEN -102.10 AND -101.90
KABS= 0. TOLERANCE= 0.200000E-08

25 NODES (OF 17051 DEFINED) SELECTED BY NSEL COMMAND.

NODE FOR MOMENT SUMMATION= 0
MOMENT SUMMATION LOCATION= 408.000 -45.0000 -102.000

***** SUMMATION OF TOTAL FORCES AND MOMENTS IN GLOBAL COORDINATES *****
FX = 393159.1
FY = -318752.4
FZ = 414353.1
MX = 3172163.
MY = -5895126.
MZ = -4362875.

SUMMATION POINT= 408.00 -45.000 -102.00

SELECT ALL NODES HAVING ANY ELEMENT IN ELEMENT SET.

2375 NODES (OF 17051 DEFINED) SELECTED FROM
2240 SELECTED ELEMENTS BY NELE COMMAND.

Internal forces at Z = -306.0 LINE 6

RESELECT FOR ITEM=LOC COMPONENT=Z BETWEEN -1038.1 AND -305.90
KABS= 0. TOLERANCE= 0.732200E-05

1800 NODES (OF 17051 DEFINED) SELECTED BY NSEL COMMAND.

SELECT ONLY ELEMENTS COMPLETELY CONTAINED WITHIN NODE SET.

1690 ELEMENTS (OF 15348 DEFINED) SELECTED FROM
1800 SELECTED NODES BY ENOD COMMAND.



**ENERCON
SERVICES, INC.**

Appendix FC-1 to Calculation PGE-009-CALC-003

RESELECT FOR ITEM=LOC COMPONENT=Z BETWEEN -306.10 AND -305.90
KABS= 0. TOLERANCE= 0.200000E-08

25 NODES (OF 17051 DEFINED) SELECTED BY NSEL COMMAND.

NODE FOR MOMENT SUMMATION= 0
MOMENT SUMMATION LOCATION= 408.000 -45.0000 -306.000

***** SUMMATION OF TOTAL FORCES AND MOMENTS IN GLOBAL COORDINATES *****

FX = 229771.9
FY = -325679.1
FZ = 236264.7
MX = 3587737.
MY = -554815.5
MZ = -4300074.

SUMMATION POINT= 408.00 -45.000 -306.00

SELECT ALL NODES HAVING ANY ELEMENT IN ELEMENT SET.

1800 NODES (OF 17051 DEFINED) SELECTED FROM
1690 SELECTED ELEMENTS BY NELE COMMAND.

Internal forces at Z = -510.0 LINE 5

RESELECT FOR ITEM=LOC COMPONENT=Z BETWEEN -1038.1 AND -509.90
KABS= 0. TOLERANCE= 0.528200E-05

1225 NODES (OF 17051 DEFINED) SELECTED BY NSEL COMMAND.

SELECT ONLY ELEMENTS COMPLETELY CONTAINED WITHIN NODE SET.

1140 ELEMENTS (OF 15348 DEFINED) SELECTED FROM
1225 SELECTED NODES BY ENOD COMMAND.

RESELECT FOR ITEM=LOC COMPONENT=Z BETWEEN -510.10 AND -509.90
KABS= 0. TOLERANCE= 0.200000E-08

25 NODES (OF 17051 DEFINED) SELECTED BY NSEL COMMAND.

NODE FOR MOMENT SUMMATION= 0
MOMENT SUMMATION LOCATION= 408.000 -45.0000 -510.000

***** SUMMATION OF TOTAL FORCES AND MOMENTS IN GLOBAL COORDINATES *****

FX = 75107.05
FY = -339731.5
FZ = 84504.20
MX = 7999275.
MY = 3388831.
MZ = -5246242.



Appendix FC-1 to Calculation PGE-009-CALC-003

SUMMATION POINT= 408.00 -45.000 -510.00

SELECT ALL NODES HAVING ANY ELEMENT IN ELEMENT SET.

1225 NODES (OF 17051 DEFINED) SELECTED FROM
1140 SELECTED ELEMENTS BY NELE COMMAND.

Internal forces at Z = -714.0 LINE 4

RESELECT FOR ITEM=LOC COMPONENT=Z BETWEEN -1038.1 AND -713.90
KABS= 0. TOLERANCE= 0.324200E-05

650 NODES (OF 17051 DEFINED) SELECTED BY NSEL COMMAND.

SELECT ONLY ELEMENTS COMPLETELY CONTAINED WITHIN NODE SET.

590 ELEMENTS (OF 15348 DEFINED) SELECTED FROM
650 SELECTED NODES BY ENOD COMMAND.

RESELECT FOR ITEM=LOC COMPONENT=Z BETWEEN -714.10 AND -713.90
KABS= 0. TOLERANCE= 0.200000E-08

25 NODES (OF 17051 DEFINED) SELECTED BY NSEL COMMAND.

NODE FOR MOMENT SUMMATION= 0
MOMENT SUMMATION LOCATION= 408.000 -45.0000 -714.000

***** SUMMATION OF TOTAL FORCES AND MOMENTS IN GLOBAL COORDINATES *****

FX = -107454.7
FY = -348294.6
FZ = -44466.38
MX = 0.1796282E+08
MY = 5955254.
MZ = -7712133.

SUMMATION POINT= 408.00 -45.000 -714.00

SELECT ALL NODES HAVING ANY ELEMENT IN ELEMENT SET.

650 NODES (OF 17051 DEFINED) SELECTED FROM
590 SELECTED ELEMENTS BY NELE COMMAND.

Internal forces at Z = -918.0 LINE 3

RESELECT FOR ITEM=LOC COMPONENT=Z BETWEEN -1038.1 AND -917.90
KABS= 0. TOLERANCE= 0.120200E-05

75 NODES (OF 17051 DEFINED) SELECTED BY NSEL COMMAND.

SELECT ONLY ELEMENTS COMPLETELY CONTAINED WITHIN NODE SET.



ENERCON
SERVICES, INC.

Appendix FC-1 to Calculation PGE-009-CALC-003

40 ELEMENTS (OF 15348 DEFINED) SELECTED FROM
75 SELECTED NODES BY ENOD COMMAND.

RESELECT FOR ITEM=LOC COMPONENT=Z BETWEEN -918.10 AND -917.90
KABS= 0. TOLERANCE= 0.200000E-08

25 NODES (OF 17051 DEFINED) SELECTED BY NSEL COMMAND.

NODE FOR MOMENT SUMMATION= 0
MOMENT SUMMATION LOCATION= 408.000 -45.0000 -918.000

***** SUMMATION OF TOTAL FORCES AND MOMENTS IN GLOBAL COORDINATES *****

FX = -307339.6
FY = -120453.4
FZ = -241788.9
MX = 0.1003953E+08
MY = 0.1058288E+08
MZ = -4207191.

SUMMATION POINT= 408.00 -45.000 -918.00

SELECT ALL NODES HAVING ANY ELEMENT IN ELEMENT SET.

75 NODES (OF 17051 DEFINED) SELECTED FROM
40 SELECTED ELEMENTS BY NELE COMMAND.

Internal forces at Z = -978.0 LINE 2

RESELECT FOR ITEM=LOC COMPONENT=Z BETWEEN -1038.1 AND -977.90
KABS= 0. TOLERANCE= 0.602000E-06

50 NODES (OF 17051 DEFINED) SELECTED BY NSEL COMMAND.

SELECT ONLY ELEMENTS COMPLETELY CONTAINED WITHIN NODE SET.

20 ELEMENTS (OF 15348 DEFINED) SELECTED FROM
50 SELECTED NODES BY ENOD COMMAND.

RESELECT FOR ITEM=LOC COMPONENT=Z BETWEEN -978.10 AND -977.90
KABS= 0. TOLERANCE= 0.200000E-08

25 NODES (OF 17051 DEFINED) SELECTED BY NSEL COMMAND.

NODE FOR MOMENT SUMMATION= 0
MOMENT SUMMATION LOCATION= 408.000 -45.0000 -978.000

***** SUMMATION OF TOTAL FORCES AND MOMENTS IN GLOBAL COORDINATES *****

FX = -376769.9
FY = -59465.59
FZ = -340128.2
MX = 0.1673137E+08
MY = 0.1240956E+08

Appendix FC-1 to Calculation PGE-009-CALC-003

MZ = -0.1003335E+08

SUMMATION POINT= 408.00 -45.000 -978.00

SELECT ALL NODES HAVING ANY ELEMENT IN ELEMENT SET.

50 NODES (OF 17051 DEFINED) SELECTED FROM
20 SELECTED ELEMENTS BY NELE COMMAND.

Internal forces at Z = -1038.0 LINE 1

RESELECT FOR ITEM=LOC COMPONENT=Z BETWEEN -1038.1 AND -1037.9
KABS= 0. TOLERANCE= 0.200000E-08

25 NODES (OF 17051 DEFINED) SELECTED BY NSEL COMMAND.

NODE FOR MOMENT SUMMATION= 0
MOMENT SUMMATION LOCATION= 408.000 -45.0000 -1038.00

***** SUMMATION OF TOTAL FORCES AND MOMENTS IN GLOBAL COORDINATES *****

FX = 431371.8
FY = -17034.41
FZ = 394730.0
MX = -0.1800431E+08
MY = 0.1183470E+08
MZ = 0.1003335E+08

SUMMATION POINT= 408.00 -45.000 -1038.0
next strip x = 510 to 714 Lines D to E

Select all nodes in pad only

ESEL FOR LABEL= TYPE FROM 1 TO 1 BY 1

9056 ELEMENTS (OF 15348 DEFINED) SELECTED BY ESEL COMMAND.

SELECT ALL NODES HAVING ANY ELEMENT IN ELEMENT SET.

11550 NODES (OF 17051 DEFINED) SELECTED FROM
9056 SELECTED ELEMENTS BY NELE COMMAND.

select strip Z direction

RESELECT FOR ITEM=LOC COMPONENT=X BETWEEN 509.90 AND 714.10
KABS= 0. TOLERANCE= 0.204200E-05

3000 NODES (OF 17051 DEFINED) SELECTED BY NSEL COMMAND.

SELECT ONLY ELEMENTS COMPLETELY CONTAINED WITHIN NODE SET.



ENERCON
SERVICES, INC.

Appendix FC-1 to Calculation PGE-009-CALC-003

2830 ELEMENTS (OF 15348 DEFINED) SELECTED FROM
3000 SELECTED NODES BY ENOD COMMAND.

Internal forces at Z = 222.0 LINE 10

RESELECT FOR ITEM=LOC COMPONENT=Z BETWEEN 221.90 AND 222.10
KABS= 0. TOLERANCE= 0.200000E-08

25 NODES (OF 17051 DEFINED) SELECTED BY NSEL COMMAND.

NODE FOR MOMENT SUMMATION= 0
MOMENT SUMMATION LOCATION= 612.000 -45.0000 222.000

***** SUMMATION OF TOTAL FORCES AND MOMENTS IN GLOBAL COORDINATES *****

FX = 582184.2
FY = -396089.4
FZ = 761310.9
MX = -0.3628073E+08
MY = -0.2117168E+08
MZ = 4293024.

SUMMATION POINT= 612.00 -45.000 222.00

SELECT ALL NODES HAVING ANY ELEMENT IN ELEMENT SET.

3000 NODES (OF 17051 DEFINED) SELECTED FROM
2830 SELECTED ELEMENTS BY NELE COMMAND.

Internal forces at Z = 162.0 LINE 9

RESELECT FOR ITEM=LOC COMPONENT=Z BETWEEN -1038.1 AND 162.10
KABS= 0. TOLERANCE= 0.120020E-04

2975 NODES (OF 17051 DEFINED) SELECTED BY NSEL COMMAND.

SELECT ONLY ELEMENTS COMPLETELY CONTAINED WITHIN NODE SET.

2810 ELEMENTS (OF 15348 DEFINED) SELECTED FROM
2975 SELECTED NODES BY ENOD COMMAND.

RESELECT FOR ITEM=LOC COMPONENT=Z BETWEEN 161.90 AND 162.10
KABS= 0. TOLERANCE= 0.200000E-08

25 NODES (OF 17051 DEFINED) SELECTED BY NSEL COMMAND.

NODE FOR MOMENT SUMMATION= 0
MOMENT SUMMATION LOCATION= 612.000 -45.0000 162.000

***** SUMMATION OF TOTAL FORCES AND MOMENTS IN GLOBAL COORDINATES *****

FX = 492156.5
FY = -438809.3



Appendix FC-1 to Calculation PGE-009-CALC-003

FZ = 643615.5
MX = -0.1697415E+08
MY = -0.1870087E+08
MZ = -7260823.

SUMMATION POINT= 612.00 -45.000 162.00

SELECT ALL NODES HAVING ANY ELEMENT IN ELEMENT SET.

2975 NODES (OF 17051 DEFINED) SELECTED FROM
2810 SELECTED ELEMENTS BY NELE COMMAND.

Internal forces at Z = 102.0 LINE 8

RESELECT FOR ITEM=LOC COMPONENT=Z BETWEEN -1038.1 AND 102.10
KABS= 0. TOLERANCE= 0.114020E-04

2950 NODES (OF 17051 DEFINED) SELECTED BY NSEL COMMAND.

SELECT ONLY ELEMENTS COMPLETELY CONTAINED WITHIN NODE SET.

2790 ELEMENTS (OF 15348 DEFINED) SELECTED FROM
2950 SELECTED NODES BY ENOD COMMAND.

RESELECT FOR ITEM=LOC COMPONENT=Z BETWEEN 101.90 AND 102.10
KABS= 0. TOLERANCE= 0.200000E-08

25 NODES (OF 17051 DEFINED) SELECTED BY NSEL COMMAND.

NODE FOR MOMENT SUMMATION= 0
MOMENT SUMMATION LOCATION= 612.000 -45.0000 102.000

***** SUMMATION OF TOTAL FORCES AND MOMENTS IN GLOBAL COORDINATES *****

FX = 538966.9
FY = -462440.7
FZ = 573564.0
MX = 2584175.
MY = -0.1341567E+08
MZ = -0.1493565E+08

SUMMATION POINT= 612.00 -45.000 102.00

SELECT ALL NODES HAVING ANY ELEMENT IN ELEMENT SET.

2950 NODES (OF 17051 DEFINED) SELECTED FROM
2790 SELECTED ELEMENTS BY NELE COMMAND.

Internal forces at Z = -102.0 LINE 7

RESELECT FOR ITEM=LOC COMPONENT=Z BETWEEN -1038.1 AND -101.90
KABS= 0. TOLERANCE= 0.936200E-05



ENERCON
SERVICES, INC.

Appendix FC-1 to Calculation PGE-009-CALC-003

2375 NODES (OF 17051 DEFINED) SELECTED BY NSEL COMMAND.
 SELECT ONLY ELEMENTS COMPLETELY CONTAINED WITHIN NODE SET.
 2240 ELEMENTS (OF 15348 DEFINED) SELECTED FROM
 2375 SELECTED NODES BY ENOD COMMAND.
 RESELECT FOR ITEM=LOC COMPONENT=Z BETWEEN -102.10 AND -101.90
 KABS= 0. TOLERANCE= 0.200000E-08
 25 NODES (OF 17051 DEFINED) SELECTED BY NSEL COMMAND.
 NODE FOR MOMENT SUMMATION= 0
 MOMENT SUMMATION LOCATION= 612.000 -45.0000 -102.000
 ***** SUMMATION OF TOTAL FORCES AND MOMENTS IN GLOBAL COORDINATES *****
 FX = 453021.6
 FY = -426063.3
 FZ = 258937.1
 MX = -393060.1
 MY = -7517939.
 MZ = -0.1096409E+08
 SUMMATION POINT= 612.00 -45.000 -102.00
 SELECT ALL NODES HAVING ANY ELEMENT IN ELEMENT SET.
 2375 NODES (OF 17051 DEFINED) SELECTED FROM
 2240 SELECTED ELEMENTS BY NELE COMMAND.
 Internal forces at Z = -306.0 LINE 6
 RESELECT FOR ITEM=LOC COMPONENT=Z BETWEEN -1038.1 AND -305.90
 KABS= 0. TOLERANCE= 0.732200E-05
 1800 NODES (OF 17051 DEFINED) SELECTED BY NSEL COMMAND.
 SELECT ONLY ELEMENTS COMPLETELY CONTAINED WITHIN NODE SET.
 1690 ELEMENTS (OF 15348 DEFINED) SELECTED FROM
 1800 SELECTED NODES BY ENOD COMMAND.
 RESELECT FOR ITEM=LOC COMPONENT=Z BETWEEN -306.10 AND -305.90
 KABS= 0. TOLERANCE= 0.200000E-08
 25 NODES (OF 17051 DEFINED) SELECTED BY NSEL COMMAND.
 NODE FOR MOMENT SUMMATION= 0
 MOMENT SUMMATION LOCATION= 612.000 -45.0000 -306.000
 ***** SUMMATION OF TOTAL FORCES AND MOMENTS IN GLOBAL COORDINATES *****



Appendix FC-1 to Calculation PGE-009-CALC-003

FX = 357149.2
FY = -426967.3
FZ = -54653.00
MX = -881509.9
MY = -2986928.
MZ = -0.1052545E+08

SUMMATION POINT= 612.00 -45.000 -306.00

SELECT ALL NODES HAVING ANY ELEMENT IN ELEMENT SET.

1800 NODES (OF 17051 DEFINED) SELECTED FROM
1690 SELECTED ELEMENTS BY NELE COMMAND.

Internal forces at Z = -510.0 LINE 5

RESELECT FOR ITEM=LOC COMPONENT=Z BETWEEN -1038.1 AND -509.90
KABS= 0. TOLERANCE= 0.528200E-05

1225 NODES (OF 17051 DEFINED) SELECTED BY NSEL COMMAND.

SELECT ONLY ELEMENTS COMPLETELY CONTAINED WITHIN NODE SET.

1140 ELEMENTS (OF 15348 DEFINED) SELECTED FROM
1225 SELECTED NODES BY ENOD COMMAND.

RESELECT FOR ITEM=LOC COMPONENT=Z BETWEEN -510.10 AND -509.90
KABS= 0. TOLERANCE= 0.200000E-08

25 NODES (OF 17051 DEFINED) SELECTED BY NSEL COMMAND.

NODE FOR MOMENT SUMMATION= 0
MOMENT SUMMATION LOCATION= 612.000 -45.0000 -510.000

***** SUMMATION OF TOTAL FORCES AND MOMENTS IN GLOBAL COORDINATES *****

FX = 275920.2
FY = -440479.3
FZ = -282309.1
MX = 1976080.
MY = 231846.9
MZ = -0.1150639E+08

SUMMATION POINT= 612.00 -45.000 -510.00

SELECT ALL NODES HAVING ANY ELEMENT IN ELEMENT SET.

1225 NODES (OF 17051 DEFINED) SELECTED FROM
1140 SELECTED ELEMENTS BY NELE COMMAND.

Internal forces at Z = -714.0 LINE 4



**ENERCON
SERVICES, INC.**

Appendix FC-1 to Calculation PGE-009-CALC-003

RESELECT FOR ITEM=LOC COMPONENT=Z BETWEEN -1038.1 AND -713.90
KABS= 0. TOLERANCE= 0.324200E-05

650 NODES (OF 17051 DEFINED) SELECTED BY NSEL COMMAND.

SELECT ONLY ELEMENTS COMPLETELY CONTAINED WITHIN NODE SET.

590 ELEMENTS (OF 15348 DEFINED) SELECTED FROM
650 SELECTED NODES BY ENOD COMMAND.

RESELECT FOR ITEM=LOC COMPONENT=Z BETWEEN -714.10 AND -713.90
KABS= 0. TOLERANCE= 0.200000E-08

25 NODES (OF 17051 DEFINED) SELECTED BY NSEL COMMAND.

NODE FOR MOMENT SUMMATION= 0
MOMENT SUMMATION LOCATION= 612.000 -45.0000 -714.000

***** SUMMATION OF TOTAL FORCES AND MOMENTS IN GLOBAL COORDINATES *****

FX = 187245.8
FY = -441522.9
FZ = -436876.9
MX = 9904902.
MY = 4471110.
MZ = -0.1420054E+08

SUMMATION POINT= 612.00 -45.000 -714.00

SELECT ALL NODES HAVING ANY ELEMENT IN ELEMENT SET.

650 NODES (OF 17051 DEFINED) SELECTED FROM
590 SELECTED ELEMENTS BY NELE COMMAND.

Internal forces at Z = -918.0 LINE 3

RESELECT FOR ITEM=LOC COMPONENT=Z BETWEEN -1038.1 AND -917.90
KABS= 0. TOLERANCE= 0.120200E-05

75 NODES (OF 17051 DEFINED) SELECTED BY NSEL COMMAND.

SELECT ONLY ELEMENTS COMPLETELY CONTAINED WITHIN NODE SET.

40 ELEMENTS (OF 15348 DEFINED) SELECTED FROM
75 SELECTED NODES BY ENOD COMMAND.

RESELECT FOR ITEM=LOC COMPONENT=Z BETWEEN -918.10 AND -917.90
KABS= 0. TOLERANCE= 0.200000E-08

25 NODES (OF 17051 DEFINED) SELECTED BY NSEL COMMAND.

NODE FOR MOMENT SUMMATION= 0
MOMENT SUMMATION LOCATION= 612.000 -45.0000 -918.000

Appendix FC-1 to Calculation PGE-009-CALC-003

***** SUMMATION OF TOTAL FORCES AND MOMENTS IN GLOBAL COORDINATES *****
FX = -30138.74
FY = -214609.5
FZ = -453791.5
MX = 5127026.
MY = 0.1274768E+08
MZ = -8098870.

SUMMATION POINT= 612.00 -45.000 -918.00

SELECT ALL NODES HAVING ANY ELEMENT IN ELEMENT SET.

75 NODES (OF 17051 DEFINED) SELECTED FROM
40 SELECTED ELEMENTS BY NELE COMMAND.

Internal forces at Z = -978.0 LINE 2

RESELECT FOR ITEM=LOC COMPONENT=Z BETWEEN -1038.1 AND -977.90
KABS= 0. TOLERANCE= 0.602000E-06

50 NODES (OF 17051 DEFINED) SELECTED BY NSEL COMMAND.

SELECT ONLY ELEMENTS COMPLETELY CONTAINED WITHIN NODE SET.

20 ELEMENTS (OF 15348 DEFINED) SELECTED FROM
50 SELECTED NODES BY ENOD COMMAND.

RESELECT FOR ITEM=LOC COMPONENT=Z BETWEEN -978.10 AND -977.90
KABS= 0. TOLERANCE= 0.200000E-08

25 NODES (OF 17051 DEFINED) SELECTED BY NSEL COMMAND.

NODE FOR MOMENT SUMMATION= 0
MOMENT SUMMATION LOCATION= 612.000 -45.0000 -978.000

***** SUMMATION OF TOTAL FORCES AND MOMENTS IN GLOBAL COORDINATES *****
FX = -252432.9
FY = -135785.9
FZ = -417498.0
MX = 0.1412183E+08
MY = 0.1369547E+08
MZ = -0.1450206E+08

SUMMATION POINT= 612.00 -45.000 -978.00

SELECT ALL NODES HAVING ANY ELEMENT IN ELEMENT SET.

50 NODES (OF 17051 DEFINED) SELECTED FROM
20 SELECTED ELEMENTS BY NELE COMMAND.

Internal forces at Z = -1038.0 LINE 1



ENERCON
SERVICES, INC.

Appendix FC-1 to Calculation PGE-009-CALC-003

RESELECT FOR ITEM=LOC COMPONENT=Z BETWEEN -1038.1 AND -1037.9
KABS= 0. TOLERANCE= 0.200000E-08

25 NODES (OF 17051 DEFINED) SELECTED BY NSEL COMMAND.

NODE FOR MOMENT SUMMATION= 0
MOMENT SUMMATION LOCATION= 612.000 -45.0000 -1038.00

***** SUMMATION OF TOTAL FORCES AND MOMENTS IN GLOBAL COORDINATES *****

FX = 307034.8
FY = 59285.88
FZ = 472099.8
MX = -0.1997399E+08
MY = 3088566.
MZ = 0.1450206E+08

SUMMATION POINT= 612.00 -45.000 -1038.0

SECTION THE PAD IN TO 7 EAST-WEST X-DIRECTION STRIPS

Select all nodes in pad only

ESEL FOR LABEL= TYPE FROM 1 TO 1 BY 1

9056 ELEMENTS (OF 15348 DEFINED) SELECTED BY ESEL COMMAND.

SELECT ALL NODES HAVING ANY ELEMENT IN ELEMENT SET.

11550 NODES (OF 17051 DEFINED) SELECTED FROM
9056 SELECTED ELEMENTS BY NELE COMMAND.

.select strip x direction z = -1038 to -918 Lines 1 to 3

RESELECT FOR ITEM=LOC COMPONENT=Z BETWEEN -1038.1 AND -917.90
KABS= 0. TOLERANCE= 0.120200E-05

255 NODES (OF 17051 DEFINED) SELECTED BY NSEL COMMAND.

SELECT ONLY ELEMENTS COMPLETELY CONTAINED WITHIN NODE SET.

160 ELEMENTS (OF 15348 DEFINED) SELECTED FROM
255 SELECTED NODES BY ENOD COMMAND.

Internal forces at x = 714.0 LINE E

RESELECT FOR ITEM=LOC COMPONENT=X BETWEEN 713.90 AND 714.10



Appendix FC-1 to Calculation PGE-009-CALC-003

KABS= 0. TOLERANCE= 0.200000E-08

15 NODES (OF 17051 DEFINED) SELECTED BY NSEL COMMAND.

NODE FOR MOMENT SUMMATION= 0
MOMENT SUMMATION LOCATION= 714.000 -45.0000 -978.000

***** SUMMATION OF TOTAL FORCES AND MOMENTS IN GLOBAL COORDINATES *****

FX = 372672.8
FY = -126085.4
FZ = 89068.79
MX = -3002905.
MY = 490145.7
MZ = 0.1551084E+08

SUMMATION POINT= 714.00 -45.000 -978.00

SELECT ALL NODES HAVING ANY ELEMENT IN ELEMENT SET.

255 NODES (OF 17051 DEFINED) SELECTED FROM
160 SELECTED ELEMENTS BY NELE COMMAND.

Internal forces at x = 510.0 LINE D

RESELECT FOR ITEM=LOC COMPONENT=X BETWEEN -102.10 AND 510.10
KABS= 0. TOLERANCE= 0.612200E-05

195 NODES (OF 17051 DEFINED) SELECTED BY NSEL COMMAND.

SELECT ONLY ELEMENTS COMPLETELY CONTAINED WITHIN NODE SET.

120 ELEMENTS (OF 15348 DEFINED) SELECTED FROM
195 SELECTED NODES BY ENOD COMMAND.

RESELECT FOR ITEM=LOC COMPONENT=X BETWEEN 509.90 AND 510.10
KABS= 0. TOLERANCE= 0.200000E-08

15 NODES (OF 17051 DEFINED) SELECTED BY NSEL COMMAND.

NODE FOR MOMENT SUMMATION= 0
MOMENT SUMMATION LOCATION= 510.000 -45.0000 -978.000

***** SUMMATION OF TOTAL FORCES AND MOMENTS IN GLOBAL COORDINATES *****

FX = 426120.8
FY = -138189.2
FZ = -197779.2
MX = 2032550.
MY = -8306615.
MZ = -1335521.

SUMMATION POINT= 510.00 -45.000 -978.00



ENERCON
SERVICES, INC.

Appendix FC-1 to Calculation PGE-009-CALC-003

SELECT ALL NODES HAVING ANY ELEMENT IN ELEMENT SET.

195 NODES (OF 17051 DEFINED) SELECTED FROM
120 SELECTED ELEMENTS BY NELE COMMAND.

Internal forces at x = 306.0 LINE C

RESELECT FOR ITEM=LOC COMPONENT=X BETWEEN -102.10 AND 306.10
KABS= 0. TOLERANCE= 0.408200E-05

135 NODES (OF 17051 DEFINED) SELECTED BY NSEL COMMAND.

SELECT ONLY ELEMENTS COMPLETELY CONTAINED WITHIN NODE SET.

80 ELEMENTS (OF 15348 DEFINED) SELECTED FROM
135 SELECTED NODES BY ENOD COMMAND.

RESELECT FOR ITEM=LOC COMPONENT=X BETWEEN 305.90 AND 306.10
KABS= 0. TOLERANCE= 0.200000E-08

15 NODES (OF 17051 DEFINED) SELECTED BY NSEL COMMAND.

NODE FOR MOMENT SUMMATION= 0
MOMENT SUMMATION LOCATION= 306.000 -45.0000 -978.000

***** SUMMATION OF TOTAL FORCES AND MOMENTS IN GLOBAL COORDINATES *****

FX = 325232.6
FY = -99115.82
FZ = -204269.4
MX = 3869639.
MY = -7149878.
MZ = -0.1224721E+08

SUMMATION POINT= 306.00 -45.000 -978.00

SELECT ALL NODES HAVING ANY ELEMENT IN ELEMENT SET.

135 NODES (OF 17051 DEFINED) SELECTED FROM
80 SELECTED ELEMENTS BY NELE COMMAND.

Internal forces at x = 102.0 LINE B

RESELECT FOR ITEM=LOC COMPONENT=X BETWEEN -102.10 AND 102.10
KABS= 0. TOLERANCE= 0.204200E-05

75 NODES (OF 17051 DEFINED) SELECTED BY NSEL COMMAND.

SELECT ONLY ELEMENTS COMPLETELY CONTAINED WITHIN NODE SET.

40 ELEMENTS (OF 15348 DEFINED) SELECTED FROM
75 SELECTED NODES BY ENOD COMMAND.



Appendix FC-1 to Calculation PGE-009-CALC-003

RESELECT FOR ITEM=LOC COMPONENT=X BETWEEN 101.90 AND 102.10
KABS= 0. TOLERANCE= 0.200000E-08

15 NODES (OF 17051 DEFINED) SELECTED BY NSEL COMMAND.

NODE FOR MOMENT SUMMATION= 0
MOMENT SUMMATION LOCATION= 102.000 -45.0000 -978.000

***** SUMMATION OF TOTAL FORCES AND MOMENTS IN GLOBAL COORDINATES *****

FX = 125910.2
FY = -19847.13
FZ = -175615.3
MX = 3889033.
MY = -5471833.
MZ = -0.1624330E+08

SUMMATION POINT= 102.00 -45.000 -978.00

SELECT ALL NODES HAVING ANY ELEMENT IN ELEMENT SET.

75 NODES (OF 17051 DEFINED) SELECTED FROM
40 SELECTED ELEMENTS BY NELE COMMAND.

Internal forces at x = -102.0 LINE A

RESELECT FOR ITEM=LOC COMPONENT=X BETWEEN -102.10 AND -101.90
KABS= 0. TOLERANCE= 0.200000E-08

15 NODES (OF 17051 DEFINED) SELECTED BY NSEL COMMAND.

NODE FOR MOMENT SUMMATION= 0
MOMENT SUMMATION LOCATION= -102.000 -45.0000 -978.000

***** SUMMATION OF TOTAL FORCES AND MOMENTS IN GLOBAL COORDINATES *****

FX = 157191.1
FY = -59518.01
FZ = 284992.1
MX = -9162802.
MY = -5946911.
MZ = 8290350.

SUMMATION POINT= -102.00 -45.000 -978.00

SELECT ALL NODES HAVING ANY ELEMENT IN ELEMENT SET.

75 NODES (OF 17051 DEFINED) SELECTED FROM
40 SELECTED ELEMENTS BY NELE COMMAND.

next strip z = -918 to -714 Lines 3 to 4



ENERCON
SERVICES, INC.

Appendix FC-1 to Calculation PGE-009-CALC-003

Select all nodes in pad only

ESEL FOR LABEL= TYPE FROM 1 TO 1 BY 1

9056 ELEMENTS (OF 15348 DEFINED) SELECTED BY ESEL COMMAND.

SELECT ALL NODES HAVING ANY ELEMENT IN ELEMENT SET.

11550 NODES (OF 17051 DEFINED) SELECTED FROM
9056 SELECTED ELEMENTS BY NELE COMMAND.

select strip x direction z = -918 to -714

RESELECT FOR ITEM=LOC COMPONENT=Z BETWEEN -918.10 AND -713.90
KABS= 0. TOLERANCE= 0.204200E-05

2310 NODES (OF 17051 DEFINED) SELECTED BY NSEL COMMAND.

SELECT ONLY ELEMENTS COMPLETELY CONTAINED WITHIN NODE SET.

2200 ELEMENTS (OF 15348 DEFINED) SELECTED FROM
2310 SELECTED NODES BY ENOD COMMAND.

Internal forces at x = 714.0 LINE E

RESELECT FOR ITEM=LOC COMPONENT=X BETWEEN 713.90 AND 714.10
KABS= 0. TOLERANCE= 0.200000E-08

30 NODES (OF 17051 DEFINED) SELECTED BY NSEL COMMAND.

NODE FOR MOMENT SUMMATION= 0
MOMENT SUMMATION LOCATION= 714.000 -45.0000 -816.000

***** SUMMATION OF TOTAL FORCES AND MOMENTS IN GLOBAL COORDINATES *****

FX = 579981.9
FY = -470689.4
FZ = 287520.0
MX = 7337474.
MY = 0.1054480E+08
MZ = 0.2609979E+08

SUMMATION POINT= 714.00 -45.000 -816.00

SELECT ALL NODES HAVING ANY ELEMENT IN ELEMENT SET.

2310 NODES (OF 17051 DEFINED) SELECTED FROM
2200 SELECTED ELEMENTS BY NELE COMMAND.

Internal forces at x = 510.0 LINE D



Appendix FC-1 to Calculation PGE-009-CALC-003

RESELECT FOR ITEM=LOC COMPONENT=X BETWEEN -102.10 AND 510.10
KABS= 0. TOLERANCE= 0.612200E-05

1740 NODES (OF 17051 DEFINED) SELECTED BY NSEL COMMAND.

SELECT ONLY ELEMENTS COMPLETELY CONTAINED WITHIN NODE SET.

1650 ELEMENTS (OF 15348 DEFINED) SELECTED FROM
1740 SELECTED NODES BY ENOD COMMAND.

RESELECT FOR ITEM=LOC COMPONENT=X BETWEEN 509.90 AND 510.10
KABS= 0. TOLERANCE= 0.200000E-08

30 NODES (OF 17051 DEFINED) SELECTED BY NSEL COMMAND.

NODE FOR MOMENT SUMMATION= 0
MOMENT SUMMATION LOCATION= 510.000 -45.0000 -816.000

***** SUMMATION OF TOTAL FORCES AND MOMENTS IN GLOBAL COORDINATES *****

FX = 402216.1
FY = -454611.2
FZ = -112357.8
MX = 9194374.
MY = -5963316.
MZ = -2050754.

SUMMATION POINT= 510.00 -45.000 -816.00

SELECT ALL NODES HAVING ANY ELEMENT IN ELEMENT SET.

1740 NODES (OF 17051 DEFINED) SELECTED FROM
1650 SELECTED ELEMENTS BY NELE COMMAND.

Internal forces at x = 306.0 LINE C

RESELECT FOR ITEM=LOC COMPONENT=X BETWEEN -102.10 AND 306.10
KABS= 0. TOLERANCE= 0.408200E-05

1170 NODES (OF 17051 DEFINED) SELECTED BY NSEL COMMAND.

SELECT ONLY ELEMENTS COMPLETELY CONTAINED WITHIN NODE SET.

1100 ELEMENTS (OF 15348 DEFINED) SELECTED FROM
1170 SELECTED NODES BY ENOD COMMAND.

RESELECT FOR ITEM=LOC COMPONENT=X BETWEEN 305.90 AND 306.10
KABS= 0. TOLERANCE= 0.200000E-08

30 NODES (OF 17051 DEFINED) SELECTED BY NSEL COMMAND.

NODE FOR MOMENT SUMMATION= 0



Appendix FC-1 to Calculation PGE-009-CALC-003

MOMENT SUMMATION LOCATION= 306.000 -45.0000 -816.000

***** SUMMATION OF TOTAL FORCES AND MOMENTS IN GLOBAL COORDINATES *****

FX = 362866.4
 FY = -468289.3
 FZ = -275098.0
 MX = 0.1425097E+08
 MY = -0.1045852E+08
 MZ = -0.1989480E+08

SUMMATION POINT= 306.00 -45.000 -816.00

SELECT ALL NODES HAVING ANY ELEMENT IN ELEMENT SET.

1170 NODES (OF 17051 DEFINED) SELECTED FROM
 1100 SELECTED ELEMENTS BY NELE COMMAND.

Internal forces at x = 102.0 LINE B

RESELECT FOR ITEM=LOC COMPONENT=X BETWEEN -102.10 AND 102.10
 KABS= 0. TOLERANCE= 0.204200E-05

600 NODES (OF 17051 DEFINED) SELECTED BY NSEL COMMAND.

SELECT ONLY ELEMENTS COMPLETELY CONTAINED WITHIN NODE SET.

550 ELEMENTS (OF 15348 DEFINED) SELECTED FROM
 600 SELECTED NODES BY ENOD COMMAND.

RESELECT FOR ITEM=LOC COMPONENT=X BETWEEN 101.90 AND 102.10
 KABS= 0. TOLERANCE= 0.200000E-08

30 NODES (OF 17051 DEFINED) SELECTED BY NSEL COMMAND.

NODE FOR MOMENT SUMMATION= 0
 MOMENT SUMMATION LOCATION= 102.000 -45.0000 -816.000

***** SUMMATION OF TOTAL FORCES AND MOMENTS IN GLOBAL COORDINATES *****

FX = 190055.7
 FY = -344044.0
 FZ = -294123.7
 MX = 0.1513050E+08
 MY = -8938915.
 MZ = -0.3239949E+08

SUMMATION POINT= 102.00 -45.000 -816.00

SELECT ALL NODES HAVING ANY ELEMENT IN ELEMENT SET.

600 NODES (OF 17051 DEFINED) SELECTED FROM
 550 SELECTED ELEMENTS BY NELE COMMAND.



Appendix FC-1 to Calculation PGE-009-CALC-003

Internal forces at x = -102.0 LINE A

RESELECT FOR ITEM=LOC COMPONENT=X BETWEEN -102.10 AND -101.90
KABS= 0. TOLERANCE= 0.200000E-08

30 NODES (OF 17051 DEFINED) SELECTED BY NSEL COMMAND.

NODE FOR MOMENT SUMMATION= 0
MOMENT SUMMATION LOCATION= -102.000 -45.0000 -816.000

***** SUMMATION OF TOTAL FORCES AND MOMENTS IN GLOBAL COORDINATES *****
FX = 282957.4
FY = 5109.299
FZ = 414153.4
MX = -1308150.
MY = -9991978.
MZ = 0.1240344E+08

SUMMATION POINT= -102.00 -45.000 -816.00

SELECT ALL NODES HAVING ANY ELEMENT IN ELEMENT SET.

600 NODES (OF 17051 DEFINED) SELECTED FROM
550 SELECTED ELEMENTS BY NELE COMMAND.

next strip z = -714 to -510 Lines 4 to 5

Select all nodes in pad only

ESEL FOR LABEL= TYPE FROM 1 TO 1 BY 1

9056 ELEMENTS (OF 15348 DEFINED) SELECTED BY ESEL COMMAND.

SELECT ALL NODES HAVING ANY ELEMENT IN ELEMENT SET.

11550 NODES (OF 17051 DEFINED) SELECTED FROM
9056 SELECTED ELEMENTS BY NELE COMMAND.

select strip x direction z = -714 to -510

RESELECT FOR ITEM=LOC COMPONENT=Z BETWEEN -714.10 AND -509.90
KABS= 0. TOLERANCE= 0.204200E-05

2310 NODES (OF 17051 DEFINED) SELECTED BY NSEL COMMAND.

SELECT ONLY ELEMENTS COMPLETELY CONTAINED WITHIN NODE SET.

2200 ELEMENTS (OF 15348 DEFINED) SELECTED FROM
2310 SELECTED NODES BY ENOD COMMAND.



ENERCON
SERVICES, INC.

Appendix FC-1 to Calculation PGE-009-CALC-003

Internal forces at x = 714.0 LINE E

RESELECT FOR ITEM=LOC COMPONENT=X BETWEEN 713.90 AND 714.10
KABS= 0. TOLERANCE= 0.200000E-08

30 NODES (OF 17051 DEFINED) SELECTED BY NSEL COMMAND.

NODE FOR MOMENT SUMMATION= 0
MOMENT SUMMATION LOCATION= 714.000 -45.0000 -612.000

***** SUMMATION OF TOTAL FORCES AND MOMENTS IN GLOBAL COORDINATES *****

FX = 652000.5
FY = -520256.2
FZ = 356907.4
MX = 2426660.
MY = 0.1056090E+08
MZ = 0.2929789E+08

SUMMATION POINT= 714.00 -45.000 -612.00

SELECT ALL NODES HAVING ANY ELEMENT IN ELEMENT SET.

2310 NODES (OF 17051 DEFINED) SELECTED FROM
2200 SELECTED ELEMENTS BY NELE COMMAND.

Internal forces at x = 510.0 LINE D

RESELECT FOR ITEM=LOC COMPONENT=X BETWEEN -102.10 AND 510.10
KABS= 0. TOLERANCE= 0.612200E-05

1740 NODES (OF 17051 DEFINED) SELECTED BY NSEL COMMAND.

SELECT ONLY ELEMENTS COMPLETELY CONTAINED WITHIN NODE SET.

1650 ELEMENTS (OF 15348 DEFINED) SELECTED FROM
1740 SELECTED NODES BY ENOD COMMAND.

RESELECT FOR ITEM=LOC COMPONENT=X BETWEEN 509.90 AND 510.10
KABS= 0. TOLERANCE= 0.200000E-08

30 NODES (OF 17051 DEFINED) SELECTED BY NSEL COMMAND.

NODE FOR MOMENT SUMMATION= 0
MOMENT SUMMATION LOCATION= 510.000 -45.0000 -612.000

***** SUMMATION OF TOTAL FORCES AND MOMENTS IN GLOBAL COORDINATES *****

FX = 351133.6
FY = -411374.9
FZ = 97629.70
MX = 6431297.



Appendix FC-1 to Calculation PGE-009-CALC-003

MY = 2695688.
MZ = -345760.3

SUMMATION POINT= 510.00 -45.000 -612.00

SELECT ALL NODES HAVING ANY ELEMENT IN ELEMENT SET.

1740 NODES (OF 17051 DEFINED) SELECTED FROM
1650 SELECTED ELEMENTS BY NELE COMMAND.

Internal forces at x = 306.0 LINE C

RESELECT FOR ITEM=LOC COMPONENT=X BETWEEN -102.10 AND 306.10
KABS= 0. TOLERANCE= 0.408200E-05

1170 NODES (OF 17051 DEFINED) SELECTED BY NSEL COMMAND.

SELECT ONLY ELEMENTS COMPLETELY CONTAINED WITHIN NODE SET.

1100 ELEMENTS (OF 15348 DEFINED) SELECTED FROM
1170 SELECTED NODES BY ENOD COMMAND.

RESELECT FOR ITEM=LOC COMPONENT=X BETWEEN 305.90 AND 306.10
KABS= 0. TOLERANCE= 0.200000E-08

30 NODES (OF 17051 DEFINED) SELECTED BY NSEL COMMAND.

NODE FOR MOMENT SUMMATION= 0
MOMENT SUMMATION LOCATION= 306.000 -45.0000 -612.000

***** SUMMATION OF TOTAL FORCES AND MOMENTS IN GLOBAL COORDINATES *****

FX = 283100.0
FY = -402202.2
FZ = -92982.54
MX = 8525877.
MY = -3084044.
MZ = -0.1450222E+08

SUMMATION POINT= 306.00 -45.000 -612.00

SELECT ALL NODES HAVING ANY ELEMENT IN ELEMENT SET.

1170 NODES (OF 17051 DEFINED) SELECTED FROM
1100 SELECTED ELEMENTS BY NELE COMMAND.

Internal forces at x = 102.0 LINE B

RESELECT FOR ITEM=LOC COMPONENT=X BETWEEN -102.10 AND 102.10
KABS= 0. TOLERANCE= 0.204200E-05

600 NODES (OF 17051 DEFINED) SELECTED BY NSEL COMMAND.



**ENERCON
SERVICES, INC.**

Appendix FC-1 to Calculation PGE-009-CALC-003

SELECT ONLY ELEMENTS COMPLETELY CONTAINED WITHIN NODE SET.

550 ELEMENTS (OF 15348 DEFINED) SELECTED FROM
600 SELECTED NODES BY ENOD COMMAND.

RESELECT FOR ITEM=LOC COMPONENT=X BETWEEN 101.90 AND 102.10
KABS= 0. TOLERANCE= 0.200000E-08

30 NODES (OF 17051 DEFINED) SELECTED BY NSEL COMMAND.

NODE FOR MOMENT SUMMATION= 0
MOMENT SUMMATION LOCATION= 102.000 -45.0000 -612.000

***** SUMMATION OF TOTAL FORCES AND MOMENTS IN GLOBAL COORDINATES *****

FX = 149032.7
FY = -448914.2
FZ = -186364.8
MX = 0.1530516E+08
MY = -5912559.
MZ = -0.3191501E+08

SUMMATION POINT= 102.00 -45.000 -612.00

SELECT ALL NODES HAVING ANY ELEMENT IN ELEMENT SET.

600 NODES (OF 17051 DEFINED) SELECTED FROM
550 SELECTED ELEMENTS BY NELE COMMAND.

Internal forces at x = -102.0 LINE A

RESELECT FOR ITEM=LOC COMPONENT=X BETWEEN -102.10 AND -101.90
KABS= 0. TOLERANCE= 0.200000E-08

30 NODES (OF 17051 DEFINED) SELECTED BY NSEL COMMAND.

NODE FOR MOMENT SUMMATION= 0
MOMENT SUMMATION LOCATION= -102.000 -45.0000 -612.000

***** SUMMATION OF TOTAL FORCES AND MOMENTS IN GLOBAL COORDINATES *****

FX = 318363.9
FY = -14885.93
FZ = 396234.8
MX = -4079110.
MY = -9790157.
MZ = 0.1434655E+08

SUMMATION POINT= -102.00 -45.000 -612.00

SELECT ALL NODES HAVING ANY ELEMENT IN ELEMENT SET.

600 NODES (OF 17051 DEFINED) SELECTED FROM



Appendix FC-1 to Calculation PGE-009-CALC-003

550 SELECTED ELEMENTS BY NELE COMMAND.

next strip z = -510 to -306 Lines 5 to 6

Select all nodes in pad only

ESEL FOR LABEL= TYPE FROM 1 TO 1 BY 1

9056 ELEMENTS (OF 15348 DEFINED) SELECTED BY ESEL COMMAND.

SELECT ALL NODES HAVING ANY ELEMENT IN ELEMENT SET.

11550 NODES (OF 17051 DEFINED) SELECTED FROM
9056 SELECTED ELEMENTS BY NELE COMMAND.

select strip x direction z = -510 to -306

RESELECT FOR ITEM=LOC COMPONENT=Z BETWEEN -510.10 AND -305.90
KABS= 0. TOLERANCE= 0.204200E-05

2310 NODES (OF 17051 DEFINED) SELECTED BY NSEL COMMAND.

SELECT ONLY ELEMENTS COMPLETELY CONTAINED WITHIN NODE SET.

2200 ELEMENTS (OF 15348 DEFINED) SELECTED FROM
2310 SELECTED NODES BY ENOD COMMAND.

Internal forces at x = 714.0 LINE E

RESELECT FOR ITEM=LOC COMPONENT=X BETWEEN 713.90 AND 714.10
KABS= 0. TOLERANCE= 0.200000E-08

30 NODES (OF 17051 DEFINED) SELECTED BY NSEL COMMAND.

NODE FOR MOMENT SUMMATION= 0
MOMENT SUMMATION LOCATION= 714.000 -45.0000 -408.000

***** SUMMATION OF TOTAL FORCES AND MOMENTS IN GLOBAL COORDINATES *****
FX = 662870.6
FY = -518256.1
FZ = 408110.0
MX = 528205.3
MY = 0.1120748E+08
MZ = 0.2970300E+08

SUMMATION POINT= 714.00 -45.000 -408.00

SELECT ALL NODES HAVING ANY ELEMENT IN ELEMENT SET.



Appendix FC-1 to Calculation PGE-009-CALC-003

2310 NODES (OF 17051 DEFINED) SELECTED FROM
2200 SELECTED ELEMENTS BY NELE COMMAND.

Internal forces at x = 510.0 LINE D

RESELECT FOR ITEM=LOC COMPONENT=X BETWEEN -102.10 AND 510.10
KABS= 0. TOLERANCE= 0.612200E-05

1740 NODES (OF 17051 DEFINED) SELECTED BY NSEL COMMAND.

SELECT ONLY ELEMENTS COMPLETELY CONTAINED WITHIN NODE SET.

1650 ELEMENTS (OF 15348 DEFINED) SELECTED FROM
1740 SELECTED NODES BY ENOD COMMAND.

RESELECT FOR ITEM=LOC COMPONENT=X BETWEEN 509.90 AND 510.10
KABS= 0. TOLERANCE= 0.200000E-08

30 NODES (OF 17051 DEFINED) SELECTED BY NSEL COMMAND.

NODE FOR MOMENT SUMMATION= 0
MOMENT SUMMATION LOCATION= 510.000 -45.0000 -408.000

***** SUMMATION OF TOTAL FORCES AND MOMENTS IN GLOBAL COORDINATES *****

FX = 360781.5
FY = -397071.8
FZ = 235525.3
MX = 5072164.
MY = 6084385.
MZ = 325408.4

SUMMATION POINT= 510.00 -45.000 -408.00

SELECT ALL NODES HAVING ANY ELEMENT IN ELEMENT SET.

1740 NODES (OF 17051 DEFINED) SELECTED FROM
1650 SELECTED ELEMENTS BY NELE COMMAND.

Internal forces at x = 306.0 LINE C

RESELECT FOR ITEM=LOC COMPONENT=X BETWEEN -102.10 AND 306.10
KABS= 0. TOLERANCE= 0.408200E-05

1170 NODES (OF 17051 DEFINED) SELECTED BY NSEL COMMAND.

SELECT ONLY ELEMENTS COMPLETELY CONTAINED WITHIN NODE SET.

1100 ELEMENTS (OF 15348 DEFINED) SELECTED FROM
1170 SELECTED NODES BY ENOD COMMAND.

RESELECT FOR ITEM=LOC COMPONENT=X BETWEEN 305.90 AND 306.10



Appendix FC-1 to Calculation PGE-009-CALC-003

KABS= 0. TOLERANCE= 0.200000E-08

30 NODES (OF 17051 DEFINED) SELECTED BY NSEL COMMAND.

NODE FOR MOMENT SUMMATION= 0
MOMENT SUMMATION LOCATION= 306.000 -45.0000 -408.000

***** SUMMATION OF TOTAL FORCES AND MOMENTS IN GLOBAL COORDINATES *****

FX = 272998.1
FY = -378308.6
FZ = 79109.11
MX = 5698223.
MY = 2129813.
MZ = -0.1135144E+08

SUMMATION POINT= 306.00 -45.000 -408.00

SELECT ALL NODES HAVING ANY ELEMENT IN ELEMENT SET.

1170 NODES (OF 17051 DEFINED) SELECTED FROM
1100 SELECTED ELEMENTS BY NELE COMMAND.

Internal forces at x = 102.0 LINE B

RESELECT FOR ITEM=LOC COMPONENT=X BETWEEN -102.10 AND 102.10
KABS= 0. TOLERANCE= 0.204200E-05

600 NODES (OF 17051 DEFINED) SELECTED BY NSEL COMMAND.

SELECT ONLY ELEMENTS COMPLETELY CONTAINED WITHIN NODE SET.

550 ELEMENTS (OF 15348 DEFINED) SELECTED FROM
600 SELECTED NODES BY ENOD COMMAND.

RESELECT FOR ITEM=LOC COMPONENT=X BETWEEN 101.90 AND 102.10
KABS= 0. TOLERANCE= 0.200000E-08

30 NODES (OF 17051 DEFINED) SELECTED BY NSEL COMMAND.

NODE FOR MOMENT SUMMATION= 0
MOMENT SUMMATION LOCATION= 102.000 -45.0000 -408.000

***** SUMMATION OF TOTAL FORCES AND MOMENTS IN GLOBAL COORDINATES *****

FX = 117906.9
FY = -424565.3
FZ = -85635.81
MX = 8131971.
MY = -2687090.
MZ = -0.2728499E+08

SUMMATION POINT= 102.00 -45.000 -408.00



Appendix FC-1 to Calculation PGE-009-CALC-003

SELECT ALL NODES HAVING ANY ELEMENT IN ELEMENT SET.

600 NODES (OF 17051 DEFINED) SELECTED FROM
550 SELECTED ELEMENTS BY NELE COMMAND.

Internal forces at x = -102.0 LINE A

RESELECT FOR ITEM=LOC COMPONENT=X BETWEEN -102.10 AND -101.90
KABS= 0. TOLERANCE= 0.200000E-08

30 NODES (OF 17051 DEFINED) SELECTED BY NSEL COMMAND.

NODE FOR MOMENT SUMMATION= 0
MOMENT SUMMATION LOCATION= -102.000 -45.0000 -408.000

***** SUMMATION OF TOTAL FORCES AND MOMENTS IN GLOBAL COORDINATES *****
FX = 340419.3
FY = 96.84171
FZ = 372175.4
MX = -2914507.
MY = -9906546.
MZ = 0.1530822E+08

SUMMATION POINT= -102.00 -45.000 -408.00

SELECT ALL NODES HAVING ANY ELEMENT IN ELEMENT SET.

600 NODES (OF 17051 DEFINED) SELECTED FROM
550 SELECTED ELEMENTS BY NELE COMMAND.

next strip z = -306 to -102 Lines 6 to 7

Select all nodes in pad only

ESEL FOR LABEL= TYPE FROM 1 TO 1 BY 1

9056 ELEMENTS (OF 15348 DEFINED) SELECTED BY ESEL COMMAND.

SELECT ALL NODES HAVING ANY ELEMENT IN ELEMENT SET.

11550 NODES (OF 17051 DEFINED) SELECTED FROM
9056 SELECTED ELEMENTS BY NELE COMMAND.

select strip x direction z = -306 to -102

RESELECT FOR ITEM=LOC COMPONENT=Z BETWEEN -306.10 AND -101.90
KABS= 0. TOLERANCE= 0.204200E-05

2310 NODES (OF 17051 DEFINED) SELECTED BY NSEL COMMAND.



Appendix FC-1 to Calculation PGE-009-CALC-003

SELECT ONLY ELEMENTS COMPLETELY CONTAINED WITHIN NODE SET.

2200 ELEMENTS (OF 15348 DEFINED) SELECTED FROM
2310 SELECTED NODES BY ENOD COMMAND.

Internal forces at x = 714.0 LINE E

RESELECT FOR ITEM=LOC COMPONENT=X BETWEEN 713.90 AND 714.10
KABS= 0. TOLERANCE= 0.200000E-08

30 NODES (OF 17051 DEFINED) SELECTED BY NSEL COMMAND.

NODE FOR MOMENT SUMMATION= 0
MOMENT SUMMATION LOCATION= 714.000 -45.0000 -204.000

***** SUMMATION OF TOTAL FORCES AND MOMENTS IN GLOBAL COORDINATES *****

FX = 640137.2

FY = -507140.7

FZ = 460769.5

MX = -257742.5

MY = 0.1205493E+08

MZ = 0.2858011E+08

SUMMATION POINT= 714.00 -45.000 -204.00

SELECT ALL NODES HAVING ANY ELEMENT IN ELEMENT SET.

2310 NODES (OF 17051 DEFINED) SELECTED FROM
2200 SELECTED ELEMENTS BY NELE COMMAND.

Internal forces at x = 510.0 LINE D

RESELECT FOR ITEM=LOC COMPONENT=X BETWEEN -102.10 AND 510.10
KABS= 0. TOLERANCE= 0.612200E-05

1740 NODES (OF 17051 DEFINED) SELECTED BY NSEL COMMAND.

SELECT ONLY ELEMENTS COMPLETELY CONTAINED WITHIN NODE SET.

1650 ELEMENTS (OF 15348 DEFINED) SELECTED FROM
1740 SELECTED NODES BY ENOD COMMAND.

RESELECT FOR ITEM=LOC COMPONENT=X BETWEEN 509.90 AND 510.10
KABS= 0. TOLERANCE= 0.200000E-08

30 NODES (OF 17051 DEFINED) SELECTED BY NSEL COMMAND.

NODE FOR MOMENT SUMMATION= 0
MOMENT SUMMATION LOCATION= 510.000 -45.0000 -204.000



**ENERCON
SERVICES, INC.**

Appendix FC-1 to Calculation PGE-009-CALC-003

***** SUMMATION OF TOTAL FORCES AND MOMENTS IN GLOBAL COORDINATES *****

FX = 346793.6
 FY = -387703.4
 FZ = 375271.2
 MX = 4770131.
 MY = 8950582.
 MZ = 397699.8

SUMMATION POINT= 510.00 -45.000 -204.00

SELECT ALL NODES HAVING ANY ELEMENT IN ELEMENT SET.

1740 NODES (OF 17051 DEFINED) SELECTED FROM
 1650 SELECTED ELEMENTS BY NELE COMMAND.

Internal forces at x = 306.0 LINE C

RESELECT FOR ITEM=LOC COMPONENT=X BETWEEN -102.10 AND 306.10
 KABS= 0. TOLERANCE= 0.408200E-05

1170 NODES (OF 17051 DEFINED) SELECTED BY NSEL COMMAND.

SELECT ONLY ELEMENTS COMPLETELY CONTAINED WITHIN NODE SET.

1100 ELEMENTS (OF 15348 DEFINED) SELECTED FROM
 1170 SELECTED NODES BY ENOD COMMAND.

RESELECT FOR ITEM=LOC COMPONENT=X BETWEEN 305.90 AND 306.10
 KABS= 0. TOLERANCE= 0.200000E-08

30 NODES (OF 17051 DEFINED) SELECTED BY NSEL COMMAND.

NODE FOR MOMENT SUMMATION= 0
 MOMENT SUMMATION LOCATION= 306.000 -45.0000 -204.000

***** SUMMATION OF TOTAL FORCES AND MOMENTS IN GLOBAL COORDINATES *****

FX = 257121.5
 FY = -362465.7
 FZ = 249721.8
 MX = 5548053.
 MY = 5760850.
 MZ = -9854861.

SUMMATION POINT= 306.00 -45.000 -204.00

SELECT ALL NODES HAVING ANY ELEMENT IN ELEMENT SET.

1170 NODES (OF 17051 DEFINED) SELECTED FROM
 1100 SELECTED ELEMENTS BY NELE COMMAND.

Internal forces at x = 102.0 LINE B



Appendix FC-1 to Calculation PGE-009-CALC-003

RESELECT FOR ITEM=LOC COMPONENT=X BETWEEN -102.10 AND 102.10
KABS= 0. TOLERANCE= 0.204200E-05

600 NODES (OF 17051 DEFINED) SELECTED BY NSEL COMMAND.

SELECT ONLY ELEMENTS COMPLETELY CONTAINED WITHIN NODE SET.

550 ELEMENTS (OF 15348 DEFINED) SELECTED FROM
600 SELECTED NODES BY ENOD COMMAND.

RESELECT FOR ITEM=LOC COMPONENT=X BETWEEN 101.90 AND 102.10
KABS= 0. TOLERANCE= 0.200000E-08

30 NODES (OF 17051 DEFINED) SELECTED BY NSEL COMMAND.

NODE FOR MOMENT SUMMATION= 0
MOMENT SUMMATION LOCATION= 102.000 -45.0000 -204.000

***** SUMMATION OF TOTAL FORCES AND MOMENTS IN GLOBAL COORDINATES *****

FX = 108262.3
FY = -382497.5
FZ = 21193.75
MX = 7618139.
MY = 350235.9
MZ = -0.2396662E+08

SUMMATION POINT= 102.00 -45.000 -204.00

SELECT ALL NODES HAVING ANY ELEMENT IN ELEMENT SET.

600 NODES (OF 17051 DEFINED) SELECTED FROM
550 SELECTED ELEMENTS BY NELE COMMAND.

Internal forces at x = -102.0 LINE A

RESELECT FOR ITEM=LOC COMPONENT=X BETWEEN -102.10 AND -101.90
KABS= 0. TOLERANCE= 0.200000E-08

30 NODES (OF 17051 DEFINED) SELECTED BY NSEL COMMAND.

NODE FOR MOMENT SUMMATION= 0
MOMENT SUMMATION LOCATION= -102.000 -45.0000 -204.000

***** SUMMATION OF TOTAL FORCES AND MOMENTS IN GLOBAL COORDINATES *****

FX = 338346.4
FY = 13915.65
FZ = 333953.9
MX = -2301051.
MY = -9251310.
MZ = 0.1499074E+08



Appendix FC-1 to Calculation PGE-009-CALC-003

SUMMATION POINT= -102.00 -45.000 -204.00

SELECT ALL NODES HAVING ANY ELEMENT IN ELEMENT SET.

600 NODES (OF 17051 DEFINED) SELECTED FROM
550 SELECTED ELEMENTS BY NELE COMMAND.

next strip z = -102 to 102 Lines 7 to 8

Select all nodes in pad only

ESEL FOR LABEL= TYPE FROM 1 TO 1 BY 1

9056 ELEMENTS (OF 15348 DEFINED) SELECTED BY ESEL COMMAND.

SELECT ALL NODES HAVING ANY ELEMENT IN ELEMENT SET.

11550 NODES (OF 17051 DEFINED) SELECTED FROM
9056 SELECTED ELEMENTS BY NELE COMMAND.

select strip x direction z = -102 to 102

RESELECT FOR ITEM=LOC COMPONENT=Z BETWEEN -102.10 AND 102.10
KABS= 0. TOLERANCE= 0.204200E-05

2310 NODES (OF 17051 DEFINED) SELECTED BY NSEL COMMAND.

SELECT ONLY ELEMENTS COMPLETELY CONTAINED WITHIN NODE SET.

2200 ELEMENTS (OF 15348 DEFINED) SELECTED FROM
2310 SELECTED NODES BY ENOD COMMAND.

Internal forces at x = 714.0 LINE E

RESELECT FOR ITEM=LOC COMPONENT=X BETWEEN 713.90 AND 714.10
KABS= 0. TOLERANCE= 0.200000E-08

30 NODES (OF 17051 DEFINED) SELECTED BY NSEL COMMAND.

NODE FOR MOMENT SUMMATION= 0
MOMENT SUMMATION LOCATION= 714.000 -45.0000 0.00000

***** SUMMATION OF TOTAL FORCES AND MOMENTS IN GLOBAL COORDINATES *****

FX = 589822.8
FY = -493633.2
FZ = 526633.9
MX = -549.6376
MY = 0.1333313E+08
MZ = 0.2621004E+08



Appendix FC-1 to Calculation PGE-009-CALC-003

SUMMATION POINT= 714.00 -45.000 0.0000

SELECT ALL NODES HAVING ANY ELEMENT IN ELEMENT SET.

2310 NODES (OF 17051 DEFINED) SELECTED FROM
2200 SELECTED ELEMENTS BY NELE COMMAND.

Internal forces at x = 510.0 LINE D

RESELECT FOR ITEM=LOC COMPONENT=X BETWEEN -102.10 AND 510.10
KABS= 0. TOLERANCE= 0.612200E-05

1740 NODES (OF 17051 DEFINED) SELECTED BY NSEL COMMAND.

SELECT ONLY ELEMENTS COMPLETELY CONTAINED WITHIN NODE SET.

1650 ELEMENTS (OF 15348 DEFINED) SELECTED FROM
1740 SELECTED NODES BY ENOD COMMAND.

RESELECT FOR ITEM=LOC COMPONENT=X BETWEEN 509.90 AND 510.10
KABS= 0. TOLERANCE= 0.200000E-08

30 NODES (OF 17051 DEFINED) SELECTED BY NSEL COMMAND.

NODE FOR MOMENT SUMMATION= 0
MOMENT SUMMATION LOCATION= 510.000 -45.0000 0.00000

***** SUMMATION OF TOTAL FORCES AND MOMENTS IN GLOBAL COORDINATES *****

FX = 275615.2

FY = -379997.3

FZ = 493497.6

MX = 5378780.

MY = 0.1038794E+08

MZ = 263963.5

SUMMATION POINT= 510.00 -45.000 0.0000

SELECT ALL NODES HAVING ANY ELEMENT IN ELEMENT SET.

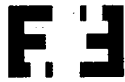
1740 NODES (OF 17051 DEFINED) SELECTED FROM
1650 SELECTED ELEMENTS BY NELE COMMAND.

Internal forces at x = 306.0 LINE C

RESELECT FOR ITEM=LOC COMPONENT=X BETWEEN -102.10 AND 306.10
KABS= 0. TOLERANCE= 0.408200E-05

1170 NODES (OF 17051 DEFINED) SELECTED BY NSEL COMMAND.

SELECT ONLY ELEMENTS COMPLETELY CONTAINED WITHIN NODE SET.



ENERCON
SERVICES, INC.

Appendix FC-1 to Calculation PGE-009-CALC-003

1100 ELEMENTS (OF 15348 DEFINED) SELECTED FROM
1170 SELECTED NODES BY ENOD COMMAND.

RESELECT FOR ITEM=LOC COMPONENT=X BETWEEN 305.90 AND 306.10
KABS= 0. TOLERANCE= 0.200000E-08

30 NODES (OF 17051 DEFINED) SELECTED BY NSEL COMMAND.

NODE FOR MOMENT SUMMATION= 0
MOMENT SUMMATION LOCATION= 306.000 -45.0000 0.00000

***** SUMMATION OF TOTAL FORCES AND MOMENTS IN GLOBAL COORDINATES *****

FX = 126084.6
FY = -353165.3
FZ = 423122.2
MX = 6769268.
MY = 6503418.
MZ = -8168614.

SUMMATION POINT= 306.00 -45.000 0.0000

SELECT ALL NODES HAVING ANY ELEMENT IN ELEMENT SET.

1170 NODES (OF 17051 DEFINED) SELECTED FROM
1100 SELECTED ELEMENTS BY NELE COMMAND.

Internal forces at x = 102.0 LINE B

RESELECT FOR ITEM=LOC COMPONENT=X BETWEEN -102.10 AND 102.10
KABS= 0. TOLERANCE= 0.204200E-05

600 NODES (OF 17051 DEFINED) SELECTED BY NSEL COMMAND.

SELECT ONLY ELEMENTS COMPLETELY CONTAINED WITHIN NODE SET.

550 ELEMENTS (OF 15348 DEFINED) SELECTED FROM
600 SELECTED NODES BY ENOD COMMAND.

RESELECT FOR ITEM=LOC COMPONENT=X BETWEEN 101.90 AND 102.10
KABS= 0. TOLERANCE= 0.200000E-08

30 NODES (OF 17051 DEFINED) SELECTED BY NSEL COMMAND.

NODE FOR MOMENT SUMMATION= 0
MOMENT SUMMATION LOCATION= 102.000 -45.0000 0.00000

***** SUMMATION OF TOTAL FORCES AND MOMENTS IN GLOBAL COORDINATES *****

FX = 33846.31
FY = -350581.2
FZ = 177115.4
MX = 0.1002291E+08



Appendix FC-1 to Calculation PGE-009-CALC-003

MY = 1154930.
MZ = -0.1990932E+08

SUMMATION POINT= 102.00 -45.000 0.0000

SELECT ALL NODES HAVING ANY ELEMENT IN ELEMENT SET.

600 NODES (OF 17051 DEFINED) SELECTED FROM
550 SELECTED ELEMENTS BY NELE COMMAND.

Internal forces at x = -102.0 LINE A

RESELECT FOR ITEM=LOC COMPONENT=X BETWEEN -102.10 AND -101.90
KABS= 0. TOLERANCE= 0.200000E-08

30 NODES (OF 17051 DEFINED) SELECTED BY NSEL COMMAND.

NODE FOR MOMENT SUMMATION= 0
MOMENT SUMMATION LOCATION= -102.000 -45.0000 0.00000

***** SUMMATION OF TOTAL FORCES AND MOMENTS IN GLOBAL COORDINATES *****

FX = 325587.2
FY = 20970.25
FZ = 291348.9
MX = -3573755.
MY = -8294771.
MZ = 0.1423910E+08

SUMMATION POINT= -102.00 -45.000 0.0000

SELECT ALL NODES HAVING ANY ELEMENT IN ELEMENT SET.

600 NODES (OF 17051 DEFINED) SELECTED FROM
550 SELECTED ELEMENTS BY NELE COMMAND.

next strip z = 102 to 222 Lines 8 to 10

Select all nodes in pad only

ESEL FOR LABEL= TYPE FROM 1 TO 1 BY 1

9056 ELEMENTS (OF 15348 DEFINED) SELECTED BY ESEL COMMAND.

SELECT ALL NODES HAVING ANY ELEMENT IN ELEMENT SET.

11550 NODES (OF 17051 DEFINED) SELECTED FROM
9056 SELECTED ELEMENTS BY NELE COMMAND.

select strip x direction z = 102 to 222



**ENERCON
SERVICES, INC.**

Appendix FC-1 to Calculation PGE-009-CALC-003

RESELECT FOR ITEM=LOC COMPONENT=Z BETWEEN 101.90 AND 222.10
KABS= 0. TOLERANCE= 0.120200E-05

255 NODES (OF 17051 DEFINED) SELECTED BY NSEL COMMAND.

SELECT ONLY ELEMENTS COMPLETELY CONTAINED WITHIN NODE SET.

160 ELEMENTS (OF 15348 DEFINED) SELECTED FROM
255 SELECTED NODES BY ENOD COMMAND.

Internal forces at x = 714.0 LINE E

RESELECT FOR ITEM=LOC COMPONENT=X BETWEEN 713.90 AND 714.10
KABS= 0. TOLERANCE= 0.200000E-08

15 NODES (OF 17051 DEFINED) SELECTED BY NSEL COMMAND.

NODE FOR MOMENT SUMMATION= 0
MOMENT SUMMATION LOCATION= 714.000 -45.0000 162.000

***** SUMMATION OF TOTAL FORCES AND MOMENTS IN GLOBAL COORDINATES *****

FX = 366056.5
FY = -215619.2
FZ = 465202.5
MX = -8375929.
MY = 0.1133846E+08
MZ = 0.1845773E+08

SUMMATION POINT= 714.00 -45.000 162.00

SELECT ALL NODES HAVING ANY ELEMENT IN ELEMENT SET.

255 NODES (OF 17051 DEFINED) SELECTED FROM
160 SELECTED ELEMENTS BY NELE COMMAND.

Internal forces at x = 510.0 LINE D

RESELECT FOR ITEM=LOC COMPONENT=X BETWEEN -102.10 AND 510.10
KABS= 0. TOLERANCE= 0.612200E-05

195 NODES (OF 17051 DEFINED) SELECTED BY NSEL COMMAND.

SELECT ONLY ELEMENTS COMPLETELY CONTAINED WITHIN NODE SET.

120 ELEMENTS (OF 15348 DEFINED) SELECTED FROM
195 SELECTED NODES BY ENOD COMMAND.

RESELECT FOR ITEM=LOC COMPONENT=X BETWEEN 509.90 AND 510.10
KABS= 0. TOLERANCE= 0.200000E-08



Appendix FC-1 to Calculation PGE-009-CALC-003

```
15 NODES (OF 17051 DEFINED) SELECTED BY NSEL COMMAND.

NODE FOR MOMENT SUMMATION= 0
MOMENT SUMMATION LOCATION= 510.000 -45.0000 162.000

***** SUMMATION OF TOTAL FORCES AND MOMENTS IN GLOBAL COORDINATES *****
FX = 86547.24
FY = -147402.2
FZ = 275969.5
MX = 1274133.
MY = 6470505.
MZ = 3755967.

SUMMATION POINT= 510.00 -45.000 162.00

SELECT ALL NODES HAVING ANY ELEMENT IN ELEMENT SET.

195 NODES (OF 17051 DEFINED) SELECTED FROM
120 SELECTED ELEMENTS BY NELE COMMAND.

Internal forces at x = 306.0 LINE C

RESELECT FOR ITEM=LOC COMPONENT=X BETWEEN -102.10 AND 306.10
KABS= 0. TOLERANCE= 0.408200E-05

135 NODES (OF 17051 DEFINED) SELECTED BY NSEL COMMAND.

SELECT ONLY ELEMENTS COMPLETELY CONTAINED WITHIN NODE SET.

80 ELEMENTS (OF 15348 DEFINED) SELECTED FROM
135 SELECTED NODES BY ENOD COMMAND.

RESELECT FOR ITEM=LOC COMPONENT=X BETWEEN 305.90 AND 306.10
KABS= 0. TOLERANCE= 0.200000E-08

15 NODES (OF 17051 DEFINED) SELECTED BY NSEL COMMAND.

NODE FOR MOMENT SUMMATION= 0
MOMENT SUMMATION LOCATION= 306.000 -45.0000 162.000

***** SUMMATION OF TOTAL FORCES AND MOMENTS IN GLOBAL COORDINATES *****
FX = -99190.16
FY = -146313.1
FZ = 263106.7
MX = 2335685.
MY = 5232621.
MZ = 228578.2

SUMMATION POINT= 306.00 -45.000 162.00

SELECT ALL NODES HAVING ANY ELEMENT IN ELEMENT SET.
```



Appendix FC-1 to Calculation PGE-009-CALC-003

135 NODES (OF 17051 DEFINED) SELECTED FROM
80 SELECTED ELEMENTS BY NELE COMMAND.

Internal forces at x = 102.0 LINE B

RESELECT FOR ITEM=LOC COMPONENT=X BETWEEN -102.10 AND 102.10
KABS= 0. TOLERANCE= 0.204200E-05

75 NODES (OF 17051 DEFINED) SELECTED BY NSEL COMMAND.

SELECT ONLY ELEMENTS COMPLETELY CONTAINED WITHIN NODE SET.

40 ELEMENTS (OF 15348 DEFINED) SELECTED FROM
75 SELECTED NODES BY ENOD COMMAND.

RESELECT FOR ITEM=LOC COMPONENT=X BETWEEN 101.90 AND 102.10
KABS= 0. TOLERANCE= 0.200000E-08

15 NODES (OF 17051 DEFINED) SELECTED BY NSEL COMMAND.

NODE FOR MOMENT SUMMATION= 0
MOMENT SUMMATION LOCATION= 102.000 -45.0000 162.000

***** SUMMATION OF TOTAL FORCES AND MOMENTS IN GLOBAL COORDINATES *****

FX = -248825.0
FY = -157283.3
FZ = 204908.3
MX = 5498671.
MY = 1669785.
MZ = -4749089.

SUMMATION POINT= 102.00 -45.000 162.00

SELECT ALL NODES HAVING ANY ELEMENT IN ELEMENT SET.

75 NODES (OF 17051 DEFINED) SELECTED FROM
40 SELECTED ELEMENTS BY NELE COMMAND.

Internal forces at x = -102.0 LINE A

RESELECT FOR ITEM=LOC COMPONENT=X BETWEEN -102.10 AND -101.90
KABS= 0. TOLERANCE= 0.200000E-08

15 NODES (OF 17051 DEFINED) SELECTED BY NSEL COMMAND.

NODE FOR MOMENT SUMMATION= 0
MOMENT SUMMATION LOCATION= -102.000 -45.0000 162.000

***** SUMMATION OF TOTAL FORCES AND MOMENTS IN GLOBAL COORDINATES *****

FX = 282880.2
FY = 33424.51



Appendix FC-1 to Calculation PGE-009-CALC-003

FZ = 119800.7
 MX = -0.1035847E+08
 MY = -477229.4
 MZ = 0.1248015E+08

SUMMATION POINT= -102.00 -45.000 162.00

15348 ELEMENTS (OF 15348 DEFINED) SELECTED BY EALL COMMAND.

17051 NODES (OF 17051 DEFINED) SELECTED BY NALL COMMAND.

 ***** LOAD CASE 5 *****

USE LOAD STEP 5 SUBSTEP 0 FOR LOAD CASE 0

SET COMMAND GOT LOAD STEP= 5 SUBSTEP= 1 CUMULATIVE ITERATION= 34
 TIME/FREQUENCY= 5.0000

TITLE= Pad, HE(1), 20 Casks, 515 Kips N 57.07 W (Z,X), Soft Rock

SECTION THE PAD IN TO 4 NORTH-SOUTH Z-DIRECTION STRIPS

Select all nodes in pad only

ESEL FOR LABEL= TYPE FROM 1 TO 1 BY 1

9056 ELEMENTS (OF 15348 DEFINED) SELECTED BY ESEL COMMAND.

SELECT ALL NODES HAVING ANY ELEMENT IN ELEMENT SET.

11550 NODES (OF 17051 DEFINED) SELECTED FROM
 9056 SELECTED ELEMENTS BY NELE COMMAND.

select strip Z direction x = -102 to 102 Lines A to B

RESELECT FOR ITEM=LOC COMPONENT=X BETWEEN -102.10 AND 102.10
 KABS= 0. TOLERANCE= 0.204200E-05

3000 NODES (OF 17051 DEFINED) SELECTED BY NSEL COMMAND.

SELECT ONLY ELEMENTS COMPLETELY CONTAINED WITHIN NODE SET.

2830 ELEMENTS (OF 15348 DEFINED) SELECTED FROM
 3000 SELECTED NODES BY ENOD COMMAND.

Internal forces at Z = 222.0 LINE 10



Appendix FC-1 to Calculation PGE-009-CALC-003

RESELECT FOR ITEM=LOC COMPONENT=Z BETWEEN 221.90 AND 222.10
KABS= 0. TOLERANCE= 0.200000E-08

25 NODES (OF 17051 DEFINED) SELECTED BY NSEL COMMAND.

NODE FOR MOMENT SUMMATION= 0
MOMENT SUMMATION LOCATION= 0.00000 -45.0000 222.000

***** SUMMATION OF TOTAL FORCES AND MOMENTS IN GLOBAL COORDINATES *****

FX = 372426.6
FY = -247620.1
FZ = 500694.4
MX = -0.1973114E+08
MY = -8143396.
MZ = -48720.72

SUMMATION POINT= 0.0000 -45.000 222.00

SELECT ALL NODES HAVING ANY ELEMENT IN ELEMENT SET.

3000 NODES (OF 17051 DEFINED) SELECTED FROM
2830 SELECTED ELEMENTS BY NELE COMMAND.

Internal forces at Z = 162.0 LINE 9

RESELECT FOR ITEM=LOC COMPONENT=Z BETWEEN -1038.1 AND 162.10
KABS= 0. TOLERANCE= 0.120020E-04

2975 NODES (OF 17051 DEFINED) SELECTED BY NSEL COMMAND.

SELECT ONLY ELEMENTS COMPLETELY CONTAINED WITHIN NODE SET.

2810 ELEMENTS (OF 15348 DEFINED) SELECTED FROM
2975 SELECTED NODES BY ENOD COMMAND.

RESELECT FOR ITEM=LOC COMPONENT=Z BETWEEN 161.90 AND 162.10
KABS= 0. TOLERANCE= 0.200000E-08

25 NODES (OF 17051 DEFINED) SELECTED BY NSEL COMMAND.

NODE FOR MOMENT SUMMATION= 0
MOMENT SUMMATION LOCATION= 0.00000 -45.0000 162.000

***** SUMMATION OF TOTAL FORCES AND MOMENTS IN GLOBAL COORDINATES *****

FX = 204406.5
FY = -275731.4
FZ = 592301.0
MX = -6523518.
MY = 3179296.
MZ = -0.1390337E+08

SUMMATION POINT= 0.0000 -45.000 162.00



SELECT ALL NODES HAVING ANY ELEMENT IN ELEMENT SET.

2975 NODES (OF 17051 DEFINED) SELECTED FROM
2810 SELECTED ELEMENTS BY NELE COMMAND.

Internal forces at Z = 102.0 LINE 8

RESELECT FOR ITEM=LOC COMPONENT=Z BETWEEN -1038.1 AND 102.10
KABS= 0. TOLERANCE= 0.114020E-04

2950 NODES (OF 17051 DEFINED) SELECTED BY NSEL COMMAND.

SELECT ONLY ELEMENTS COMPLETELY CONTAINED WITHIN NODE SET.

2790 ELEMENTS (OF 15348 DEFINED) SELECTED FROM
2950 SELECTED NODES BY ENOD COMMAND.

RESELECT FOR ITEM=LOC COMPONENT=Z BETWEEN 101.90 AND 102.10
KABS= 0. TOLERANCE= 0.200000E-08

25 NODES (OF 17051 DEFINED) SELECTED BY NSEL COMMAND.

NODE FOR MOMENT SUMMATION= 0
MOMENT SUMMATION LOCATION= 0.00000 -45.0000 102.000

***** SUMMATION OF TOTAL FORCES AND MOMENTS IN GLOBAL COORDINATES *****
FX = 185218.5
FY = -263575.7
FZ = 715855.1
MX = 6524561.
MY = 7009774.
MZ = -0.2115697E+08

SUMMATION POINT= 0.0000 -45.000 102.00

SELECT ALL NODES HAVING ANY ELEMENT IN ELEMENT SET.

2950 NODES (OF 17051 DEFINED) SELECTED FROM
2790 SELECTED ELEMENTS BY NELE COMMAND.

Internal forces at Z = -102.0 LINE 7

RESELECT FOR ITEM=LOC COMPONENT=Z BETWEEN -1038.1 AND -101.90
KABS= 0. TOLERANCE= 0.936200E-05

2375 NODES (OF 17051 DEFINED) SELECTED BY NSEL COMMAND.

SELECT ONLY ELEMENTS COMPLETELY CONTAINED WITHIN NODE SET.

2240 ELEMENTS (OF 15348 DEFINED) SELECTED FROM



ENERCON
SERVICES, INC.

Appendix FC-1 to Calculation PGE-009-CALC-003

2375 SELECTED NODES BY ENOD COMMAND.

RESELECT FOR ITEM=LOC COMPONENT=Z BETWEEN -102.10 AND -101.90
KABS= 0. TOLERANCE= 0.200000E-08

25 NODES (OF 17051 DEFINED) SELECTED BY NSEL COMMAND.

NODE FOR MOMENT SUMMATION= 0
MOMENT SUMMATION LOCATION= 0.00000 -45.0000 -102.000

***** SUMMATION OF TOTAL FORCES AND MOMENTS IN GLOBAL COORDINATES *****

FX = 36376.25
FY = -315591.3
FZ = 874679.0
MX = 5162040.
MY = 8529832.
MZ = -0.1200730E+08

SUMMATION POINT= 0.0000 -45.000 -102.00

SELECT ALL NODES HAVING ANY ELEMENT IN ELEMENT SET.

2375 NODES (OF 17051 DEFINED) SELECTED FROM
2240 SELECTED ELEMENTS BY NELE COMMAND.

Internal forces at Z = -306.0 LINE 6

RESELECT FOR ITEM=LOC COMPONENT=Z BETWEEN -1038.1 AND -305.90
KABS= 0. TOLERANCE= 0.732200E-05

1800 NODES (OF 17051 DEFINED) SELECTED BY NSEL COMMAND.

SELECT ONLY ELEMENTS COMPLETELY CONTAINED WITHIN NODE SET.

1690 ELEMENTS (OF 15348 DEFINED) SELECTED FROM
1800 SELECTED NODES BY ENOD COMMAND.

RESELECT FOR ITEM=LOC COMPONENT=Z BETWEEN -306.10 AND -305.90
KABS= 0. TOLERANCE= 0.200000E-08

25 NODES (OF 17051 DEFINED) SELECTED BY NSEL COMMAND.

NODE FOR MOMENT SUMMATION= 0
MOMENT SUMMATION LOCATION= 0.00000 -45.0000 -306.000

***** SUMMATION OF TOTAL FORCES AND MOMENTS IN GLOBAL COORDINATES *****

FX = -63343.68
FY = -346784.8
FZ = 846869.9
MX = 8720461.
MY = 0.1000835E+08
MZ = -9751472.



Appendix FC-1 to Calculation PGE-009-CALC-003

SUMMATION POINT= 0.0000 -45.000 -306.00

SELECT ALL NODES HAVING ANY ELEMENT IN ELEMENT SET.

1800 NODES (OF 17051 DEFINED) SELECTED FROM
1690 SELECTED ELEMENTS BY NELE COMMAND.

Internal forces at Z = -510.0 LINE 5

RESELECT FOR ITEM=LOC COMPONENT=Z BETWEEN -1038.1 AND -509.90
KABS= 0. TOLERANCE= 0.528200E-05

1225 NODES (OF 17051 DEFINED) SELECTED BY NSEL COMMAND.

SELECT ONLY ELEMENTS COMPLETELY CONTAINED WITHIN NODE SET.

1140 ELEMENTS (OF 15348 DEFINED) SELECTED FROM
1225 SELECTED NODES BY ENOD COMMAND.

RESELECT FOR ITEM=LOC COMPONENT=Z BETWEEN -510.10 AND -509.90
KABS= 0. TOLERANCE= 0.200000E-08

25 NODES (OF 17051 DEFINED) SELECTED BY NSEL COMMAND.

NODE FOR MOMENT SUMMATION= 0
MOMENT SUMMATION LOCATION= 0.00000 -45.0000 -510.000

***** SUMMATION OF TOTAL FORCES AND MOMENTS IN GLOBAL COORDINATES *****

FX = -157491.8
FY = -354245.7
FZ = 690845.5
MX = 0.1552558E+08
MY = 0.1129569E+08
MZ = -0.1071597E+08

SUMMATION POINT= 0.0000 -45.000 -510.00

SELECT ALL NODES HAVING ANY ELEMENT IN ELEMENT SET.

1225 NODES (OF 17051 DEFINED) SELECTED FROM
1140 SELECTED ELEMENTS BY NELE COMMAND.

Internal forces at Z = -714.0 LINE 4

RESELECT FOR ITEM=LOC COMPONENT=Z BETWEEN -1038.1 AND -713.90
KABS= 0. TOLERANCE= 0.324200E-05

650 NODES (OF 17051 DEFINED) SELECTED BY NSEL COMMAND.

SELECT ONLY ELEMENTS COMPLETELY CONTAINED WITHIN NODE SET.

ENERCON SERVICES, INC. Appendix FC-1 to Calculation PGE-009-CALC-003

590 ELEMENTS (OF 15348 DEFINED) SELECTED FROM
650 SELECTED NODES BY ENOD COMMAND.

RESELECT FOR ITEM=LOC COMPONENT=Z BETWEEN -714.10 AND -713.90
KABS= 0. TOLERANCE= 0.200000E-08

25 NODES (OF 17051 DEFINED) SELECTED BY NSEL COMMAND.

NODE FOR MOMENT SUMMATION= 0
MOMENT SUMMATION LOCATION= 0.00000 -45.0000 -714.000

***** SUMMATION OF TOTAL FORCES AND MOMENTS IN GLOBAL COORDINATES *****

FX = -252564.0
FY = -293555.6
FZ = 378041.6
MX = 0.2148021E+08
MY = 0.1096565E+08
MZ = -0.1002893E+08

SUMMATION POINT= 0.0000 -45.000 -714.00

SELECT ALL NODES HAVING ANY ELEMENT IN ELEMENT SET.

650 NODES (OF 17051 DEFINED) SELECTED FROM
590 SELECTED ELEMENTS BY NELE COMMAND.

Internal forces at Z = -918.0 LINE 3

RESELECT FOR ITEM=LOC COMPONENT=Z BETWEEN -1038.1 AND -917.90
KABS= 0. TOLERANCE= 0.120200E-05

75 NODES (OF 17051 DEFINED) SELECTED BY NSEL COMMAND.

SELECT ONLY ELEMENTS COMPLETELY CONTAINED WITHIN NODE SET.

40 ELEMENTS (OF 15348 DEFINED) SELECTED FROM
75 SELECTED NODES BY ENOD COMMAND.

RESELECT FOR ITEM=LOC COMPONENT=Z BETWEEN -918.10 AND -917.90
KABS= 0. TOLERANCE= 0.200000E-08

25 NODES (OF 17051 DEFINED) SELECTED BY NSEL COMMAND.

NODE FOR MOMENT SUMMATION= 0
MOMENT SUMMATION LOCATION= 0.00000 -45.0000 -918.000

***** SUMMATION OF TOTAL FORCES AND MOMENTS IN GLOBAL COORDINATES *****

FX = -326966.6
FY = -118617.0
FZ = -137703.6
MX = 8640674.



MY = 9895962.
MZ = 1889516.

SUMMATION POINT= 0.0000 -45.000 -918.00

SELECT ALL NODES HAVING ANY ELEMENT IN ELEMENT SET.

75 NODES (OF 17051 DEFINED) SELECTED FROM
40 SELECTED ELEMENTS BY NELE COMMAND.

Internal forces at Z = -978.0 LINE 2

RESELECT FOR ITEM=LOC COMPONENT=Z BETWEEN -1038.1 AND -977.90
KABS= 0. TOLERANCE= 0.602000E-06

50 NODES (OF 17051 DEFINED) SELECTED BY NSEL COMMAND.

SELECT ONLY ELEMENTS COMPLETELY CONTAINED WITHIN NODE SET.

20 ELEMENTS (OF 15348 DEFINED) SELECTED FROM
50 SELECTED NODES BY ENOD COMMAND.

RESELECT FOR ITEM=LOC COMPONENT=Z BETWEEN -978.10 AND -977.90
KABS= 0. TOLERANCE= 0.200000E-08

25 NODES (OF 17051 DEFINED) SELECTED BY NSEL COMMAND.

NODE FOR MOMENT SUMMATION= 0
MOMENT SUMMATION LOCATION= 0.00000 -45.0000 -978.000

***** SUMMATION OF TOTAL FORCES AND MOMENTS IN GLOBAL COORDINATES *****

FX = -346374.0
FY = -49071.88
FZ = -271218.4
MX = 0.1461473E+08
MY = 9931777.
MZ = -9334373.

SUMMATION POINT= 0.0000 -45.000 -978.00

SELECT ALL NODES HAVING ANY ELEMENT IN ELEMENT SET.

50 NODES (OF 17051 DEFINED) SELECTED FROM
20 SELECTED ELEMENTS BY NELE COMMAND.

Internal forces at Z = -1038.0 LINE 1

RESELECT FOR ITEM=LOC COMPONENT=Z BETWEEN -1038.1 AND -1037.9
KABS= 0. TOLERANCE= 0.200000E-08

25 NODES (OF 17051 DEFINED) SELECTED BY NSEL COMMAND.



ENERCON
SERVICES, INC.

Appendix FC-1 to Calculation PGE-009-CALC-003

NODE FOR MOMENT SUMMATION= 0
MOMENT SUMMATION LOCATION= 0.00000 -45.0000 -1038.00

***** SUMMATION OF TOTAL FORCES AND MOMENTS IN GLOBAL COORDINATES *****
FX = 411207.7
FY = -27428.12
FZ = 313197.7
MX = -0.1526405E+08
MY = 0.1279567E+08
MZ = 9334373.

SUMMATION POINT= 0.0000 -45.000 -1038.0
next strip x = 102 to 306 Lines B to C

Select all nodes in pad only

ESEL FOR LABEL= TYPE FROM 1 TO 1 BY 1

9056 ELEMENTS (OF 15348 DEFINED) SELECTED BY ESEL COMMAND.

SELECT ALL NODES HAVING ANY ELEMENT IN ELEMENT SET.

11550 NODES (OF 17051 DEFINED) SELECTED FROM
9056 SELECTED ELEMENTS BY NELE COMMAND.

select strip Z direction

RESELECT FOR ITEM=LOC COMPONENT=X BETWEEN 101.90 AND 306.10
KABS= 0. TOLERANCE= 0.204200E-05

3000 NODES (OF 17051 DEFINED) SELECTED BY NSEL COMMAND.

SELECT ONLY ELEMENTS COMPLETELY CONTAINED WITHIN NODE SET.

2830 ELEMENTS (OF 15348 DEFINED) SELECTED FROM
3000 SELECTED NODES BY ENOD COMMAND.

Internal forces at Z = 222.0 LINE 10

RESELECT FOR ITEM=LOC COMPONENT=Z BETWEEN 221.90 AND 222.10
KABS= 0. TOLERANCE= 0.200000E-08

25 NODES (OF 17051 DEFINED) SELECTED BY NSEL COMMAND.

NODE FOR MOMENT SUMMATION= 0
MOMENT SUMMATION LOCATION= 204.000 -45.0000 222.000

***** SUMMATION OF TOTAL FORCES AND MOMENTS IN GLOBAL COORDINATES *****
FX = 547646.0



Appendix FC-1 to Calculation PGE-009-CALC-003

FY = -318496.1
FZ = 540664.8
MX = -0.2459697E+08
MY = -0.1625521E+08
MZ = 4418094.

SUMMATION POINT= 204.00 -45.000 222.00

SELECT ALL NODES HAVING ANY ELEMENT IN ELEMENT SET.

3000 NODES (OF 17051 DEFINED) SELECTED FROM
2830 SELECTED ELEMENTS BY NELE COMMAND.

Internal forces at Z = 162.0 LINE 9

RESELECT FOR ITEM=LOC COMPONENT=Z BETWEEN -1038.1 AND 162.10
KABS= 0. TOLERANCE= 0.120020E-04

2975 NODES (OF 17051 DEFINED) SELECTED BY NSEL COMMAND.

SELECT ONLY ELEMENTS COMPLETELY CONTAINED WITHIN NODE SET.

2810 ELEMENTS (OF 15348 DEFINED) SELECTED FROM
2975 SELECTED NODES BY ENOD COMMAND.

RESELECT FOR ITEM=LOC COMPONENT=Z BETWEEN 161.90 AND 162.10
KABS= 0. TOLERANCE= 0.200000E-08

25 NODES (OF 17051 DEFINED) SELECTED BY NSEL COMMAND.

NODE FOR MOMENT SUMMATION= 0
MOMENT SUMMATION LOCATION= 204.000 -45.0000 162.000

***** SUMMATION OF TOTAL FORCES AND MOMENTS IN GLOBAL COORDINATES *****

FX = 502113.9
FY = -315240.4
FZ = 480352.4
MX = -7340447.
MY = -0.1456759E+08
MZ = -6758408.

SUMMATION POINT= 204.00 -45.000 162.00

SELECT ALL NODES HAVING ANY ELEMENT IN ELEMENT SET.

2975 NODES (OF 17051 DEFINED) SELECTED FROM
2810 SELECTED ELEMENTS BY NELE COMMAND.

Internal forces at Z = 102.0 LINE 8

RESELECT FOR ITEM=LOC COMPONENT=Z BETWEEN -1038.1 AND 102.10



Appendix FC-1 to Calculation PGE-009-CALC-003

```
KABS= 0. TOLERANCE= 0.114020E-04

2950 NODES (OF 17051 DEFINED) SELECTED BY NSEL COMMAND.

SELECT ONLY ELEMENTS COMPLETELY CONTAINED WITHIN NODE SET.

2790 ELEMENTS (OF 15348 DEFINED) SELECTED FROM
2950 SELECTED NODES BY ENOD COMMAND.

RESELECT FOR ITEM=LOC COMPONENT=Z BETWEEN 101.90 AND 102.10
KABS= 0. TOLERANCE= 0.200000E-08

25 NODES (OF 17051 DEFINED) SELECTED BY NSEL COMMAND.

NODE FOR MOMENT SUMMATION= 0
MOMENT SUMMATION LOCATION= 204.000 -45.0000 102.000

***** SUMMATION OF TOTAL FORCES AND MOMENTS IN GLOBAL COORDINATES *****
FX = 535617.5
FY = -278920.0
FZ = 490373.6
MX = 7092327.
MY = -0.1037791E+08
MZ = -0.1083627E+08

SUMMATION POINT= 204.00 -45.000 102.00

SELECT ALL NODES HAVING ANY ELEMENT IN ELEMENT SET.

2950 NODES (OF 17051 DEFINED) SELECTED FROM
2790 SELECTED ELEMENTS BY NELE COMMAND.

Internal forces at Z = -102.0 LINE 7

RESELECT FOR ITEM=LOC COMPONENT=Z BETWEEN -1038.1 AND -101.90
KABS= 0. TOLERANCE= 0.936200E-05

2375 NODES (OF 17051 DEFINED) SELECTED BY NSEL COMMAND.

SELECT ONLY ELEMENTS COMPLETELY CONTAINED WITHIN NODE SET.

2240 ELEMENTS (OF 15348 DEFINED) SELECTED FROM
2375 SELECTED NODES BY ENOD COMMAND.

RESELECT FOR ITEM=LOC COMPONENT=Z BETWEEN -102.10 AND -101.90
KABS= 0. TOLERANCE= 0.200000E-08

25 NODES (OF 17051 DEFINED) SELECTED BY NSEL COMMAND.

NODE FOR MOMENT SUMMATION= 0
MOMENT SUMMATION LOCATION= 204.000 -45.0000 -102.000
```



Appendix FC-1 to Calculation PGE-009-CALC-003

***** SUMMATION OF TOTAL FORCES AND MOMENTS IN GLOBAL COORDINATES *****

FX = 311565.2
FY = -268302.1
FZ = 521455.3
MX = 4810041.
MY = -2402585.
MZ = -7187302.

SUMMATION POINT= 204.00 -45.000 -102.00

SELECT ALL NODES HAVING ANY ELEMENT IN ELEMENT SET.

2375 NODES (OF 17051 DEFINED) SELECTED FROM
2240 SELECTED ELEMENTS BY NELE COMMAND.

Internal forces at Z = -306.0 LINE 6

RESELECT FOR ITEM=LOC COMPONENT=Z BETWEEN -1038.1 AND -305.90
KABS= 0. TOLERANCE= 0.732200E-05

1800 NODES (OF 17051 DEFINED) SELECTED BY NSEL COMMAND.

SELECT ONLY ELEMENTS COMPLETELY CONTAINED WITHIN NODE SET.

1690 ELEMENTS (OF 15348 DEFINED) SELECTED FROM
1800 SELECTED NODES BY ENOD COMMAND.

RESELECT FOR ITEM=LOC COMPONENT=Z BETWEEN -306.10 AND -305.90
KABS= 0. TOLERANCE= 0.200000E-08

25 NODES (OF 17051 DEFINED) SELECTED BY NSEL COMMAND.

NODE FOR MOMENT SUMMATION= 0
MOMENT SUMMATION LOCATION= 204.000 -45.0000 -306.000

***** SUMMATION OF TOTAL FORCES AND MOMENTS IN GLOBAL COORDINATES *****

FX = 106962.5
FY = -275774.9
FZ = 473106.4
MX = 6222828.
MY = 3252877.
MZ = -6589292.

SUMMATION POINT= 204.00 -45.000 -306.00

SELECT ALL NODES HAVING ANY ELEMENT IN ELEMENT SET.

1800 NODES (OF 17051 DEFINED) SELECTED FROM
1690 SELECTED ELEMENTS BY NELE COMMAND.

Internal forces at Z = -510.0 LINE 5



**ENERCON
SERVICES, INC.**

Appendix FC-1 to Calculation PGE-009-CALC-003

RESELECT FOR ITEM=LOC COMPONENT=Z BETWEEN -1038.1 AND -509.90
KABS= 0. TOLERANCE= 0.528200E-05

1225 NODES (OF 17051 DEFINED) SELECTED BY NSEL COMMAND.

SELECT ONLY ELEMENTS COMPLETELY CONTAINED WITHIN NODE SET.

1140 ELEMENTS (OF 15348 DEFINED) SELECTED FROM
1225 SELECTED NODES BY ENOD COMMAND.

RESELECT FOR ITEM=LOC COMPONENT=Z BETWEEN -510.10 AND -509.90
KABS= 0. TOLERANCE= 0.200000E-08

25 NODES (OF 17051 DEFINED) SELECTED BY NSEL COMMAND.

NODE FOR MOMENT SUMMATION= 0
MOMENT SUMMATION LOCATION= 204.000 -45.0000 -510.000

***** SUMMATION OF TOTAL FORCES AND MOMENTS IN GLOBAL COORDINATES *****

FX = -86591.22

FY = -295109.5

FZ = 354621.2

MX = 0.1113508E+08

MY = 6543862.

MZ = -7357824.

SUMMATION POINT= 204.00 -45.000 -510.00

SELECT ALL NODES HAVING ANY ELEMENT IN ELEMENT SET.

1225 NODES (OF 17051 DEFINED) SELECTED FROM
1140 SELECTED ELEMENTS BY NELE COMMAND.

Internal forces at Z = -714.0 LINE 4

RESELECT FOR ITEM=LOC COMPONENT=Z BETWEEN -1038.1 AND -713.90
KABS= 0. TOLERANCE= 0.324200E-05

650 NODES (OF 17051 DEFINED) SELECTED BY NSEL COMMAND.

SELECT ONLY ELEMENTS COMPLETELY CONTAINED WITHIN NODE SET.

590 ELEMENTS (OF 15348 DEFINED) SELECTED FROM
650 SELECTED NODES BY ENOD COMMAND.

RESELECT FOR ITEM=LOC COMPONENT=Z BETWEEN -714.10 AND -713.90
KABS= 0. TOLERANCE= 0.200000E-08

25 NODES (OF 17051 DEFINED) SELECTED BY NSEL COMMAND.

NODE FOR MOMENT SUMMATION= 0



Appendix FC-1 to Calculation PGE-009-CALC-003

MOMENT SUMMATION LOCATION= 204.000 -45.0000 -714.000

***** SUMMATION OF TOTAL FORCES AND MOMENTS IN GLOBAL COORDINATES *****

FX = -291553.4

FY = -302758.0

FZ = 158280.0

MX = 0.1938274E+08

MY = 8542127.

MZ = -0.1098234E+08

SUMMATION POINT= 204.00 -45.000 -714.00

SELECT ALL NODES HAVING ANY ELEMENT IN ELEMENT SET.

650 NODES (OF 17051 DEFINED) SELECTED FROM
590 SELECTED ELEMENTS BY NELE COMMAND.

Internal forces at Z = -918.0 LINE 3

RESELECT FOR ITEM=LOC COMPONENT=Z BETWEEN -1038.1 AND -917.90
KABS= 0. TOLERANCE= 0.120200E-05

75 NODES (OF 17051 DEFINED) SELECTED BY NSEL COMMAND.

SELECT ONLY ELEMENTS COMPLETELY CONTAINED WITHIN NODE SET.

40 ELEMENTS (OF 15348 DEFINED) SELECTED FROM
75 SELECTED NODES BY ENOD COMMAND.

RESELECT FOR ITEM=LOC COMPONENT=Z BETWEEN -918.10 AND -917.90
KABS= 0. TOLERANCE= 0.200000E-08

25 NODES (OF 17051 DEFINED) SELECTED BY NSEL COMMAND.

NODE FOR MOMENT SUMMATION= 0
MOMENT SUMMATION LOCATION= 204.000 -45.0000 -918.000

***** SUMMATION OF TOTAL FORCES AND MOMENTS IN GLOBAL COORDINATES *****

FX = -397187.4

FY = -73319.26

FZ = -143957.0

MX = 9219277.

MY = 0.1332036E+08

MZ = -4555737.

SUMMATION POINT= 204.00 -45.000 -918.00

SELECT ALL NODES HAVING ANY ELEMENT IN ELEMENT SET.

75 NODES (OF 17051 DEFINED) SELECTED FROM
40 SELECTED ELEMENTS BY NELE COMMAND.



**ENERCON
SERVICES, INC.**

Appendix FC-1 to Calculation PGE-009-CALC-003

Internal forces at Z = -978.0 LINE 2

RESELECT FOR ITEM=LOC COMPONENT=Z BETWEEN -1038.1 AND -977.90
KABS= 0. TOLERANCE= 0.602000E-06

50 NODES (OF 17051 DEFINED) SELECTED BY NSEL COMMAND.

SELECT ONLY ELEMENTS COMPLETELY CONTAINED WITHIN NODE SET.

20 ELEMENTS (OF 15348 DEFINED) SELECTED FROM
50 SELECTED NODES BY ENOD COMMAND.

RESELECT FOR ITEM=LOC COMPONENT=Z BETWEEN -978.10 AND -977.90
KABS= 0. TOLERANCE= 0.200000E-08

25 NODES (OF 17051 DEFINED) SELECTED BY NSEL COMMAND.

NODE FOR MOMENT SUMMATION= 0
MOMENT SUMMATION LOCATION= 204.000 -45.0000 -978.000

***** SUMMATION OF TOTAL FORCES AND MOMENTS IN GLOBAL COORDINATES *****

FX = -418516.8
FY = -39725.62
FZ = -245946.5
MX = 0.1329712E+08
MY = 0.1383330E+08
MZ = -0.1066020E+08

SUMMATION POINT= 204.00 -45.000 -978.00

SELECT ALL NODES HAVING ANY ELEMENT IN ELEMENT SET.

50 NODES (OF 17051 DEFINED) SELECTED FROM
20 SELECTED ELEMENTS BY NELE COMMAND.

Internal forces at Z = -1038.0 LINE 1

RESELECT FOR ITEM=LOC COMPONENT=Z BETWEEN -1038.1 AND -1037.9
KABS= 0. TOLERANCE= 0.200000E-08

25 NODES (OF 17051 DEFINED) SELECTED BY NSEL COMMAND.

NODE FOR MOMENT SUMMATION= 0
MOMENT SUMMATION LOCATION= 204.000 -45.0000 -1038.00

***** SUMMATION OF TOTAL FORCES AND MOMENTS IN GLOBAL COORDINATES *****

FX = 483350.5
FY = -36774.38
FZ = 287925.9
MX = -0.1338565E+08
MY = 0.1322272E+08



Appendix FC-1 to Calculation PGE-009-CALC-003

MZ = 0.1066020E+08

SUMMATION POINT= 204.00 -45.000 -1038.0
next strip x = 306 to 510 Lines C to D

Select all nodes in pad only

ESEL FOR LABEL= TYPE FROM 1 TO 1 BY 1

9056 ELEMENTS (OF 15348 DEFINED) SELECTED BY ESEL COMMAND.

SELECT ALL NODES HAVING ANY ELEMENT IN ELEMENT SET.

11550 NODES (OF 17051 DEFINED) SELECTED FROM
9056 SELECTED ELEMENTS BY NELE COMMAND.

select strip Z direction

RESELECT FOR ITEM=LOC COMPONENT=X BETWEEN 305.90 AND 510.10
KABS= 0. TOLERANCE= 0.204200E-05

3000 NODES (OF 17051 DEFINED) SELECTED BY NSEL COMMAND.

SELECT ONLY ELEMENTS COMPLETELY CONTAINED WITHIN NODE SET.

2830 ELEMENTS (OF 15348 DEFINED) SELECTED FROM
3000 SELECTED NODES BY ENOD COMMAND.

Internal forces at Z = 222.0 LINE 10

RESELECT FOR ITEM=LOC COMPONENT=Z BETWEEN 221.90 AND 222.10
KABS= 0. TOLERANCE= 0.200000E-08

25 NODES (OF 17051 DEFINED) SELECTED BY NSEL COMMAND.

NODE FOR MOMENT SUMMATION= 0
MOMENT SUMMATION LOCATION= 408.000 -45.0000 222.000

***** SUMMATION OF TOTAL FORCES AND MOMENTS IN GLOBAL COORDINATES *****

FX = 572117.2

FY = -303038.8

FZ = 564231.3

MX = -0.2551193E+08

MY = -0.1620897E+08

MZ = 7651900.

SUMMATION POINT= 408.00 -45.000 222.00

SELECT ALL NODES HAVING ANY ELEMENT IN ELEMENT SET.



Appendix FC-1 to Calculation PGE-009-CALC-003

3000 NODES (OF 17051 DEFINED) SELECTED FROM
2830 SELECTED ELEMENTS BY NELE COMMAND.

Internal forces at Z = 162.0 LINE 9

RESELECT FOR ITEM=LOC COMPONENT=Z BETWEEN -1038.1 AND 162.10
KABS= 0. TOLERANCE= 0.120020E-04

2975 NODES (OF 17051 DEFINED) SELECTED BY NSEL COMMAND.

SELECT ONLY ELEMENTS COMPLETELY CONTAINED WITHIN NODE SET.

2810 ELEMENTS (OF 15348 DEFINED) SELECTED FROM
2975 SELECTED NODES BY ENOD COMMAND.

RESELECT FOR ITEM=LOC COMPONENT=Z BETWEEN 161.90 AND 162.10
KABS= 0. TOLERANCE= 0.200000E-08

25 NODES (OF 17051 DEFINED) SELECTED BY NSEL COMMAND.

NODE FOR MOMENT SUMMATION= 0
MOMENT SUMMATION LOCATION= 408.000 -45.0000 162.000

***** SUMMATION OF TOTAL FORCES AND MOMENTS IN GLOBAL COORDINATES *****

FX = 531630.5
FY = -308980.2
FZ = 480969.8
MX = -8158849.
MY = -0.1493264E+08
MZ = -3338021.

SUMMATION POINT= 408.00 -45.000 162.00

SELECT ALL NODES HAVING ANY ELEMENT IN ELEMENT SET.

2975 NODES (OF 17051 DEFINED) SELECTED FROM
2810 SELECTED ELEMENTS BY NELE COMMAND.

Internal forces at Z = 102.0 LINE 8

RESELECT FOR ITEM=LOC COMPONENT=Z BETWEEN -1038.1 AND 102.10
KABS= 0. TOLERANCE= 0.114020E-04

2950 NODES (OF 17051 DEFINED) SELECTED BY NSEL COMMAND.

SELECT ONLY ELEMENTS COMPLETELY CONTAINED WITHIN NODE SET.

2790 ELEMENTS (OF 15348 DEFINED) SELECTED FROM
2950 SELECTED NODES BY ENOD COMMAND.

RESELECT FOR ITEM=LOC COMPONENT=Z BETWEEN 101.90 AND 102.10



Appendix FC-1 to Calculation PGE-009-CALC-003

KABS= 0. TOLERANCE= 0.200000E-08

25 NODES (OF 17051 DEFINED) SELECTED BY NSEL COMMAND.

NODE FOR MOMENT SUMMATION= 0
MOMENT SUMMATION LOCATION= 408.000 -45.0000 102.000

***** SUMMATION OF TOTAL FORCES AND MOMENTS IN GLOBAL COORDINATES *****

FX = 588353.8

FY = -275781.1

FZ = 461399.7

MX = 6608839.

MY = -0.1140648E+08

MZ = -7593811.

SUMMATION POINT= 408.00 -45.000 102.00

SELECT ALL NODES HAVING ANY ELEMENT IN ELEMENT SET.

2950 NODES (OF 17051 DEFINED) SELECTED FROM
2790 SELECTED ELEMENTS BY NELE COMMAND.

Internal forces at Z = -102.0 LINE 7

RESELECT FOR ITEM=LOC COMPONENT=Z BETWEEN -1038.1 AND -101.90
KABS= 0. TOLERANCE= 0.936200E-05

2375 NODES (OF 17051 DEFINED) SELECTED BY NSEL COMMAND.

SELECT ONLY ELEMENTS COMPLETELY CONTAINED WITHIN NODE SET.

2240 ELEMENTS (OF 15348 DEFINED) SELECTED FROM
2375 SELECTED NODES BY ENOD COMMAND.

RESELECT FOR ITEM=LOC COMPONENT=Z BETWEEN -102.10 AND -101.90
KABS= 0. TOLERANCE= 0.200000E-08

25 NODES (OF 17051 DEFINED) SELECTED BY NSEL COMMAND.

NODE FOR MOMENT SUMMATION= 0
MOMENT SUMMATION LOCATION= 408.000 -45.0000 -102.000

***** SUMMATION OF TOTAL FORCES AND MOMENTS IN GLOBAL COORDINATES *****

FX = 426586.9

FY = -251966.1

FZ = 326172.7

MX = 3973422.

MY = -5850982.

MZ = -5316221.

SUMMATION POINT= 408.00 -45.000 -102.00



**ENERCON
SERVICES, INC.**

Appendix FC-1 to Calculation PGE-009-CALC-003

SELECT ALL NODES HAVING ANY ELEMENT IN ELEMENT SET.

2375 NODES (OF 17051 DEFINED) SELECTED FROM
2240 SELECTED ELEMENTS BY NELE COMMAND.

Internal forces at Z = -306.0 LINE 6

RESELECT FOR ITEM=LOC COMPONENT=Z BETWEEN -1038.1 AND -305.90
KABS= 0. TOLERANCE= 0.732200E-05

1800 NODES (OF 17051 DEFINED) SELECTED BY NSEL COMMAND.

SELECT ONLY ELEMENTS COMPLETELY CONTAINED WITHIN NODE SET.

1690 ELEMENTS (OF 15348 DEFINED) SELECTED FROM
1800 SELECTED NODES BY ENOD COMMAND.

RESELECT FOR ITEM=LOC COMPONENT=Z BETWEEN -306.10 AND -305.90
KABS= 0. TOLERANCE= 0.200000E-08

25 NODES (OF 17051 DEFINED) SELECTED BY NSEL COMMAND.

NODE FOR MOMENT SUMMATION= 0
MOMENT SUMMATION LOCATION= 408.000 -45.0000 -306.000

***** SUMMATION OF TOTAL FORCES AND MOMENTS IN GLOBAL COORDINATES *****
FX = 227748.0
FY = -256456.7
FZ = 171234.9
MX = 3842488.
MY = 319653.9
MZ = -5093986.

SUMMATION POINT= 408.00 -45.000 -306.00

SELECT ALL NODES HAVING ANY ELEMENT IN ELEMENT SET.

1800 NODES (OF 17051 DEFINED) SELECTED FROM
1690 SELECTED ELEMENTS BY NELE COMMAND.

Internal forces at Z = -510.0 LINE 5

RESELECT FOR ITEM=LOC COMPONENT=Z BETWEEN -1038.1 AND -509.90
KABS= 0. TOLERANCE= 0.528200E-05

1225 NODES (OF 17051 DEFINED) SELECTED BY NSEL COMMAND.

SELECT ONLY ELEMENTS COMPLETELY CONTAINED WITHIN NODE SET.

1140 ELEMENTS (OF 15348 DEFINED) SELECTED FROM
1225 SELECTED NODES BY ENOD COMMAND.

Appendix FC-1 to Calculation PGE-009-CALC-003

RESELECT FOR ITEM=LOC COMPONENT=Z BETWEEN -510.10 AND -509.90
KABS= 0. TOLERANCE= 0.200000E-08

25 NODES (OF 17051 DEFINED) SELECTED BY NSEL COMMAND.

NODE FOR MOMENT SUMMATION= 0
MOMENT SUMMATION LOCATION= 408.000 -45.0000 -510.000

***** SUMMATION OF TOTAL FORCES AND MOMENTS IN GLOBAL COORDINATES *****

FX = 38687.61
FY = -265631.1
FZ = 53375.38
MX = 6744046.
MY = 4767408.
MZ = -5597265.

SUMMATION POINT= 408.00 -45.000 -510.00

SELECT ALL NODES HAVING ANY ELEMENT IN ELEMENT SET.

1225 NODES (OF 17051 DEFINED) SELECTED FROM
1140 SELECTED ELEMENTS BY NELE COMMAND.

Internal forces at Z = -714.0 LINE 4

RESELECT FOR ITEM=LOC COMPONENT=Z BETWEEN -1038.1 AND -713.90
KABS= 0. TOLERANCE= 0.324200E-05

650 NODES (OF 17051 DEFINED) SELECTED BY NSEL COMMAND.

SELECT ONLY ELEMENTS COMPLETELY CONTAINED WITHIN NODE SET.

590 ELEMENTS (OF 15348 DEFINED) SELECTED FROM
650 SELECTED NODES BY ENOD COMMAND.

RESELECT FOR ITEM=LOC COMPONENT=Z BETWEEN -714.10 AND -713.90
KABS= 0. TOLERANCE= 0.200000E-08

25 NODES (OF 17051 DEFINED) SELECTED BY NSEL COMMAND.

NODE FOR MOMENT SUMMATION= 0
MOMENT SUMMATION LOCATION= 408.000 -45.0000 -714.000

***** SUMMATION OF TOTAL FORCES AND MOMENTS IN GLOBAL COORDINATES *****

FX = -176633.9
FY = -257698.9
FZ = -25643.47
MX = 0.1272899E+08
MY = 7738960.
MZ = -7157213.

ENERCON SERVICES, INC. Appendix FC-1 to Calculation PGE-009-CALC-003

SUMMATION POINT= 408.00 -45.000 -714.00

SELECT ALL NODES HAVING ANY ELEMENT IN ELEMENT SET.

650 NODES (OF 17051 DEFINED) SELECTED FROM
590 SELECTED ELEMENTS BY NELE COMMAND.

Internal forces at Z = -918.0 LINE 3

RESELECT . FOR ITEM=LOC COMPONENT=Z BETWEEN -1038.1 AND -917.90
KABS= 0. TOLERANCE= 0.120200E-05

75 NODES (OF 17051 DEFINED) SELECTED BY NSEL COMMAND.

SELECT . ONLY ELEMENTS COMPLETELY CONTAINED WITHIN NODE SET.

40 ELEMENTS (OF 15348 DEFINED) SELECTED FROM
75 SELECTED NODES BY ENOD COMMAND.

RESELECT FOR ITEM=LOC COMPONENT=Z BETWEEN -918.10 AND -917.90
KABS= 0. TOLERANCE= 0.200000E-08

25 NODES (OF 17051 DEFINED) SELECTED BY NSEL COMMAND.

NODE FOR MOMENT SUMMATION= 0
MOMENT SUMMATION LOCATION= 408.000 -45.0000 -918.000

***** SUMMATION OF TOTAL FORCES AND MOMENTS IN GLOBAL COORDINATES *****

FX = -394883.5
FY = -119869.8
FZ = -170374.6
MX = 6553221.
MY = 0.1320550E+08
MZ = -2187472.

SUMMATION POINT= 408.00 -45.000 -918.00

SELECT ALL NODES HAVING ANY ELEMENT IN ELEMENT SET.

75 NODES (OF 17051 DEFINED) SELECTED FROM
40 SELECTED ELEMENTS BY NELE COMMAND.

Internal forces at Z = -978.0 LINE 2

RESELECT FOR ITEM=LOC COMPONENT=Z BETWEEN -1038.1 AND -977.90
KABS= 0. TOLERANCE= 0.602000E-06

50 NODES (OF 17051 DEFINED) SELECTED BY NSEL COMMAND.

SELECT ONLY ELEMENTS COMPLETELY CONTAINED WITHIN NODE SET.



20 ELEMENTS (OF 15348 DEFINED) SELECTED FROM
50 SELECTED NODES BY ENOD COMMAND.

RESELECT FOR ITEM=LOC COMPONENT=Z BETWEEN -978.10 AND -977.90
KABS= 0. TOLERANCE= 0.200000E-08

25 NODES (OF 17051 DEFINED) SELECTED BY NSEL COMMAND.

NODE FOR MOMENT SUMMATION= 0
MOMENT SUMMATION LOCATION= 408.000 -45.0000 -978.000

***** SUMMATION OF TOTAL FORCES AND MOMENTS IN GLOBAL COORDINATES *****
FX = -474810.3
FY = -56626.69
FZ = -250691.5
MX = 0.1248338E+08
MY = 0.1528524E+08
MZ = -0.1038377E+08

SUMMATION POINT= 408.00 -45.000 -978.00

SELECT ALL NODES HAVING ANY ELEMENT IN ELEMENT SET.

50 NODES (OF 17051 DEFINED) SELECTED FROM
20 SELECTED ELEMENTS BY NELE COMMAND.

Internal forces at Z = -1038.0 LINE 1

RESELECT FOR ITEM=LOC COMPONENT=Z BETWEEN -1038.1 AND -1037.9
KABS= 0. TOLERANCE= 0.200000E-08

25 NODES (OF 17051 DEFINED) SELECTED BY NSEL COMMAND.

NODE FOR MOMENT SUMMATION= 0
MOMENT SUMMATION LOCATION= 408.000 -45.0000 -1038.00

***** SUMMATION OF TOTAL FORCES AND MOMENTS IN GLOBAL COORDINATES *****
FX = 539644.0
FY = -19873.31
FZ = 292670.9
MX = -0.1358598E+08
MY = 0.1514839E+08
MZ = 0.1038377E+08

SUMMATION POINT= 408.00 -45.000 -1038.0
next strip x = 510 to 714 Lines D to E

Select all nodes in pad only

ESEL FOR LABEL= TYPE FROM 1 TO 1 BY 1



ENERCON
SERVICES, INC.

Appendix FC-1 to Calculation PGE-009-CALC-003

9056 ELEMENTS (OF 15348 DEFINED) SELECTED BY ESEL COMMAND.

SELECT ALL NODES HAVING ANY ELEMENT IN ELEMENT SET.

11550 NODES (OF 17051 DEFINED) SELECTED FROM
9056 SELECTED ELEMENTS BY NELE COMMAND.

select strip Z direction

RESELECT FOR ITEM=LOC COMPONENT=X BETWEEN 509.90 AND 714.10
KABS= 0. TOLERANCE= 0.204200E-05

3000 NODES (OF 17051 DEFINED) SELECTED BY NSEL COMMAND.

SELECT ONLY ELEMENTS COMPLETELY CONTAINED WITHIN NODE SET.

2830 ELEMENTS (OF 15348 DEFINED) SELECTED FROM
3000 SELECTED NODES BY ENOD COMMAND.

Internal forces at Z = 222.0 LINE 10

RESELECT FOR ITEM=LOC COMPONENT=Z BETWEEN 221.90 AND 222.10
KABS= 0. TOLERANCE= 0.200000E-08

25 NODES (OF 17051 DEFINED) SELECTED BY NSEL COMMAND.

NODE FOR MOMENT SUMMATION= 0
MOMENT SUMMATION LOCATION= 612.000 -45.0000 222.000

***** SUMMATION OF TOTAL FORCES AND MOMENTS IN GLOBAL COORDINATES *****

FX = 635099.2
FY = -340404.6
FZ = 620783.9
MX = -0.3034681E+08
MY = -0.2146674E+08
MZ = 5989652.

SUMMATION POINT= 612.00 -45.000 222.00

SELECT ALL NODES HAVING ANY ELEMENT IN ELEMENT SET.

3000 NODES (OF 17051 DEFINED) SELECTED FROM
2830 SELECTED ELEMENTS BY NELE COMMAND.

Internal forces at Z = 162.0 LINE 9

RESELECT FOR ITEM=LOC COMPONENT=Z BETWEEN -1038.1 AND 162.10
KABS= 0. TOLERANCE= 0.120020E-04

2975 NODES (OF 17051 DEFINED) SELECTED BY NSEL COMMAND.



Appendix FC-1 to Calculation PGE-009-CALC-003

SELECT ONLY ELEMENTS COMPLETELY CONTAINED WITHIN NODE SET.

2810 ELEMENTS (OF 15348 DEFINED) SELECTED FROM
2975 SELECTED NODES BY ENOD COMMAND.

RESELECT FOR ITEM=LOC COMPONENT=Z BETWEEN 161.90 AND 162.10
KABS= 0. TOLERANCE= 0.200000E-08

25 NODES (OF 17051 DEFINED) SELECTED BY NSEL COMMAND.

NODE FOR MOMENT SUMMATION= 0
MOMENT SUMMATION LOCATION= 612.000 -45.0000 162.000

***** SUMMATION OF TOTAL FORCES AND MOMENTS IN GLOBAL COORDINATES *****

FX = 502237.4
FY = -375238.8
FZ = 493940.8
MX = -0.1428027E+08
MY = -0.1636813E+08
MZ = -7624042.

SUMMATION POINT= 612.00 -45.000 162.00

SELECT ALL NODES HAVING ANY ELEMENT IN ELEMENT SET.

2975 NODES (OF 17051 DEFINED) SELECTED FROM
2810 SELECTED ELEMENTS BY NELE COMMAND.

Internal forces at Z = 102.0 LINE 8

RESELECT FOR ITEM=LOC COMPONENT=Z BETWEEN -1038.1 AND 102.10
KABS= 0. TOLERANCE= 0.114020E-04

2950 NODES (OF 17051 DEFINED) SELECTED BY NSEL COMMAND.

SELECT ONLY ELEMENTS COMPLETELY CONTAINED WITHIN NODE SET.

2790 ELEMENTS (OF 15348 DEFINED) SELECTED FROM
2950 SELECTED NODES BY ENOD COMMAND.

RESELECT FOR ITEM=LOC COMPONENT=Z BETWEEN 101.90 AND 102.10
KABS= 0. TOLERANCE= 0.200000E-08

25 NODES (OF 17051 DEFINED) SELECTED BY NSEL COMMAND.

NODE FOR MOMENT SUMMATION= 0
MOMENT SUMMATION LOCATION= 612.000 -45.0000 102.000

***** SUMMATION OF TOTAL FORCES AND MOMENTS IN GLOBAL COORDINATES *****

FX = 537178.3
FY = -399808.0



ENERCON
SERVICES, INC.

Appendix FC-1 to Calculation PGE-009-CALC-003

FZ = 402742.6
MX = 2220029.
MY = -0.1074861E+08
MZ = -0.1617907E+08

SUMMATION POINT= 612.00 -45.000 102.00

SELECT ALL NODES HAVING ANY ELEMENT IN ELEMENT SET.

2950 NODES (OF 17051 DEFINED) SELECTED FROM
2790 SELECTED ELEMENTS BY NELE COMMAND.

Internal forces at Z = -102.0 LINE 7

RESELECT FOR ITEM=LOC COMPONENT=Z BETWEEN -1038.1 AND -101.90
KABS= 0. TOLERANCE= 0.936200E-05

2375 NODES (OF 17051 DEFINED) SELECTED BY NSEL COMMAND.

SELECT ONLY ELEMENTS COMPLETELY CONTAINED WITHIN NODE SET.

2240 ELEMENTS (OF 15348 DEFINED) SELECTED FROM
2375 SELECTED NODES BY ENOD COMMAND.

RESELECT FOR ITEM=LOC COMPONENT=Z BETWEEN -102.10 AND -101.90
KABS= 0. TOLERANCE= 0.200000E-08

25 NODES (OF 17051 DEFINED) SELECTED BY NSEL COMMAND.

NODE FOR MOMENT SUMMATION= 0
MOMENT SUMMATION LOCATION= 612.000 -45.0000 -102.000

***** SUMMATION OF TOTAL FORCES AND MOMENTS IN GLOBAL COORDINATES *****

FX = 421655.3
FY = -345651.3
FZ = 96470.03
MX = 372198.6
MY = -5237405.
MZ = -0.1087897E+08

SUMMATION POINT= 612.00 -45.000 -102.00

SELECT ALL NODES HAVING ANY ELEMENT IN ELEMENT SET.

2375 NODES (OF 17051 DEFINED) SELECTED FROM
2240 SELECTED ELEMENTS BY NELE COMMAND.

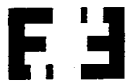
Internal forces at Z = -306.0 LINE 6

RESELECT FOR ITEM=LOC COMPONENT=Z BETWEEN -1038.1 AND -305.90
KABS= 0. TOLERANCE= 0.732200E-05



Appendix FC-1 to Calculation PGE-009-CALC-003

```
1800 NODES (OF 17051 DEFINED) SELECTED BY NSEL COMMAND.
SELECT ONLY ELEMENTS COMPLETELY CONTAINED WITHIN NODE SET.
1690 ELEMENTS (OF 15348 DEFINED) SELECTED FROM
1800 SELECTED NODES BY ENOD COMMAND.
RESELECT FOR ITEM=LOC COMPONENT=Z BETWEEN -306.10 AND -305.90
KABS= 0. TOLERANCE= 0.200000E-08
25 NODES (OF 17051 DEFINED) SELECTED BY NSEL COMMAND.
NODE FOR MOMENT SUMMATION= 0
MOMENT SUMMATION LOCATION= 612.000 -45.0000 -306.000
***** SUMMATION OF TOTAL FORCES AND MOMENTS IN GLOBAL COORDINATES *****
FX = 309992.3
FY = -342787.9
FZ = -184068.8
MX = -685039.8
MY = -853698.2
MZ = -0.1016323E+08
SUMMATION POINT= 612.00 -45.000 -306.00
SELECT ALL NODES HAVING ANY ELEMENT IN ELEMENT SET.
1800 NODES (OF 17051 DEFINED) SELECTED FROM
1690 SELECTED ELEMENTS BY NELE COMMAND.
Internal forces at Z = -510.0 LINE 5
RESELECT FOR ITEM=LOC COMPONENT=Z BETWEEN -1038.1 AND -509.90
KABS= 0. TOLERANCE= 0.528200E-05
1225 NODES (OF 17051 DEFINED) SELECTED BY NSEL COMMAND.
SELECT ONLY ELEMENTS COMPLETELY CONTAINED WITHIN NODE SET.
1140 ELEMENTS (OF 15348 DEFINED) SELECTED FROM
1225 SELECTED NODES BY ENOD COMMAND.
RESELECT FOR ITEM=LOC COMPONENT=Z BETWEEN -510.10 AND -509.90
KABS= 0. TOLERANCE= 0.200000E-08
25 NODES (OF 17051 DEFINED) SELECTED BY NSEL COMMAND.
NODE FOR MOMENT SUMMATION= 0
MOMENT SUMMATION LOCATION= 612.000 -45.0000 -510.000
***** SUMMATION OF TOTAL FORCES AND MOMENTS IN GLOBAL COORDINATES *****
```



ENERCON
SERVICES, INC.

Appendix FC-1 to Calculation PGE-009-CALC-003

FX = 211209.0
FY = -349587.8
FZ = -362607.2
MX = 1317446.
MY = 2463226.
MZ = -0.1047072E+08

SUMMATION POINT= 612.00 -45.000 -510.00

SELECT ALL NODES HAVING ANY ELEMENT IN ELEMENT SET.

1225 NODES (OF 17051 DEFINED) SELECTED FROM
1140 SELECTED ELEMENTS BY NELE COMMAND.

Internal forces at Z = -714.0 LINE 4

RESELECT FOR ITEM=LOC COMPONENT=Z BETWEEN -1038.1 AND -713.90
KABS= 0. TOLERANCE= 0.324200E-05

650 NODES (OF 17051 DEFINED) SELECTED BY NSEL COMMAND.

SELECT ONLY ELEMENTS COMPLETELY CONTAINED WITHIN NODE SET.

590 ELEMENTS (OF 15348 DEFINED) SELECTED FROM
650 SELECTED NODES BY ENOD COMMAND.

RESELECT FOR ITEM=LOC COMPONENT=Z BETWEEN -714.10 AND -713.90
KABS= 0. TOLERANCE= 0.200000E-08

25 NODES (OF 17051 DEFINED) SELECTED BY NSEL COMMAND.

NODE FOR MOMENT SUMMATION= 0
MOMENT SUMMATION LOCATION= 612.000 -45.0000 -714.000

***** SUMMATION OF TOTAL FORCES AND MOMENTS IN GLOBAL COORDINATES *****

FX = 102712.8
FY = -336964.9
FZ = -446218.9
MX = 6974362.
MY = 6683809.
MZ = -0.1099782E+08

SUMMATION POINT= 612.00 -45.000 -714.00

SELECT ALL NODES HAVING ANY ELEMENT IN ELEMENT SET.

650 NODES (OF 17051 DEFINED) SELECTED FROM
590 SELECTED ELEMENTS BY NELE COMMAND.

Internal forces at Z = -918.0 LINE 3



Appendix FC-1 to Calculation PGE-009-CALC-003

RESELECT FOR ITEM=LOC COMPONENT=Z BETWEEN -1038.1 AND -917.90
KABS= 0. TOLERANCE= 0.120200E-05

75 NODES (OF 17051 DEFINED) SELECTED BY NSEL COMMAND.

SELECT ONLY ELEMENTS COMPLETELY CONTAINED WITHIN NODE SET.

40 ELEMENTS (OF 15348 DEFINED) SELECTED FROM
75 SELECTED NODES BY ENOD COMMAND.

RESELECT FOR ITEM=LOC COMPONENT=Z BETWEEN -918.10 AND -917.90
KABS= 0. TOLERANCE= 0.200000E-08

25 NODES (OF 17051 DEFINED) SELECTED BY NSEL COMMAND.

NODE FOR MOMENT SUMMATION= 0
MOMENT SUMMATION LOCATION= 612.000 -45.0000 -918.000

***** SUMMATION OF TOTAL FORCES AND MOMENTS IN GLOBAL COORDINATES *****
FX = -127479.6
FY = -160367.3
FZ = -372712.2
MX = 1536800.
MY = 0.1532401E+08
MZ = -1536702.

SUMMATION POINT= 612.00 -45.000 -918.00

SELECT ALL NODES HAVING ANY ELEMENT IN ELEMENT SET.

75 NODES (OF 17051 DEFINED) SELECTED FROM
40 SELECTED ELEMENTS BY NELE COMMAND.

Internal forces at Z = -978.0 LINE 2

RESELECT FOR ITEM=LOC COMPONENT=Z BETWEEN -1038.1 AND -977.90
KABS= 0. TOLERANCE= 0.602000E-06

50 NODES (OF 17051 DEFINED) SELECTED BY NSEL COMMAND.

SELECT ONLY ELEMENTS COMPLETELY CONTAINED WITHIN NODE SET.

20 ELEMENTS (OF 15348 DEFINED) SELECTED FROM
50 SELECTED NODES BY ENOD COMMAND.

RESELECT FOR ITEM=LOC COMPONENT=Z BETWEEN -978.10 AND -977.90
KABS= 0. TOLERANCE= 0.200000E-08

25 NODES (OF 17051 DEFINED) SELECTED BY NSEL COMMAND.

NODE FOR MOMENT SUMMATION= 0
MOMENT SUMMATION LOCATION= 612.000 -45.0000 -978.000



Appendix FC-1 to Calculation PGE-009-CALC-003

```
***** SUMMATION OF TOTAL FORCES AND MOMENTS IN GLOBAL COORDINATES *****
FX = -367193.5
FY = -126339.8
FZ = -306845.3
MX = 8396794.
MY = 0.1668456E+08
MZ = -0.1463479E+08
```

SUMMATION POINT= 612.00 -45.000 -978.00

SELECT ALL NODES HAVING ANY ELEMENT IN ELEMENT SET.

50 NODES (OF 17051 DEFINED) SELECTED FROM
20 SELECTED ELEMENTS BY NELE COMMAND.

Internal forces at Z = -1038.0 LINE 1

RESELECT FOR ITEM=LOC COMPONENT=Z BETWEEN -1038.1 AND -1037.9
KABS= 0. TOLERANCE= 0.200000E-08

25 NODES (OF 17051 DEFINED) SELECTED BY NSEL COMMAND.

NODE FOR MOMENT SUMMATION= 0
MOMENT SUMMATION LOCATION= 612.000 -45.0000 -1038.00

```
***** SUMMATION OF TOTAL FORCES AND MOMENTS IN GLOBAL COORDINATES *****
FX = 432027.2
FY = 49839.78
FZ = 348824.7
MX = -0.1368218E+08
MY = 7292065.
MZ = 0.1463479E+08
```

SUMMATION POINT= 612.00 -45.000 -1038.0

SECTION THE PAD IN TO 7 EAST-WEST X-DIRECTION STRIPS

Select all nodes in pad only

ESEL FOR LABEL= TYPE FROM 1 TO 1 BY 1

9056 ELEMENTS (OF 15348 DEFINED) SELECTED BY ESEL COMMAND.

SELECT ALL NODES HAVING ANY ELEMENT IN ELEMENT SET.

11550 NODES (OF 17051 DEFINED) SELECTED FROM
9056 SELECTED ELEMENTS BY NELE COMMAND.

Appendix FC-1 to Calculation PGE-009-CALC-003

select strip x direction z = -1038 to -918 Lines 1 to 3

RESELECT FOR ITEM=LOC COMPONENT=Z BETWEEN -1038.1 AND -917.90
 KABS= 0. TOLERANCE= 0.120200E-05

255 NODES (OF 17051 DEFINED) SELECTED BY NSEL COMMAND.

SELECT ONLY ELEMENTS COMPLETELY CONTAINED WITHIN NODE SET.

160 ELEMENTS (OF 15348 DEFINED) SELECTED FROM
 255 SELECTED NODES BY ENOD COMMAND.

Internal forces at x = 714.0 LINE E

RESELECT FOR ITEM=LOC COMPONENT=X BETWEEN 713.90 AND 714.10
 KABS= 0. TOLERANCE= 0.200000E-08

15 NODES (OF 17051 DEFINED) SELECTED BY NSEL COMMAND.

NODE FOR MOMENT SUMMATION= 0
 MOMENT SUMMATION LOCATION= 714.000 -45.0000 -978.000

***** SUMMATION OF TOTAL FORCES AND MOMENTS IN GLOBAL COORDINATES *****

FX = 450218.2
 FY = -177632.8
 FZ = -2206.686
 MX = -1994095.
 MY = -1643166.
 MZ = 0.1969435E+08

SUMMATION POINT= 714.00 -45.000 -978.00

SELECT ALL NODES HAVING ANY ELEMENT IN ELEMENT SET.

255 NODES (OF 17051 DEFINED) SELECTED FROM
 160 SELECTED ELEMENTS BY NELE COMMAND.

Internal forces at x = 510.0 LINE D

RESELECT FOR ITEM=LOC COMPONENT=X BETWEEN -102.10 AND 510.10
 KABS= 0. TOLERANCE= 0.612200E-05

195 NODES (OF 17051 DEFINED) SELECTED BY NSEL COMMAND.

SELECT ONLY ELEMENTS COMPLETELY CONTAINED WITHIN NODE SET.

120 ELEMENTS (OF 15348 DEFINED) SELECTED FROM
 195 SELECTED NODES BY ENOD COMMAND.

RESELECT FOR ITEM=LOC COMPONENT=X BETWEEN 509.90 AND 510.10



ENERCON
SERVICES, INC.

Appendix FC-1 to Calculation PGE-009-CALC-003

KABS= 0. TOLERANCE= 0.200000E-08

15 NODES (OF 17051 DEFINED) SELECTED BY NSEL COMMAND.

NODE FOR MOMENT SUMMATION= 0
MOMENT SUMMATION LOCATION= 510.000 -45.0000 -978.000

***** SUMMATION OF TOTAL FORCES AND MOMENTS IN GLOBAL COORDINATES *****

FX = 444533.5
FY = -182106.0
FZ = -262850.9
MX = -88054.42
MY = -9800416.
MZ = -136071.8

SUMMATION POINT= 510.00 -45.000 -978.00

SELECT ALL NODES HAVING ANY ELEMENT IN ELEMENT SET.

195 NODES (OF 17051 DEFINED) SELECTED FROM
120 SELECTED ELEMENTS BY NELE COMMAND.

Internal forces at x = 306.0 LINE C

RESELECT FOR ITEM=LOC COMPONENT=X BETWEEN -102.10 AND 306.10
KABS= 0. TOLERANCE= 0.408200E-05

135 NODES (OF 17051 DEFINED) SELECTED BY NSEL COMMAND.

SELECT ONLY ELEMENTS COMPLETELY CONTAINED WITHIN NODE SET.

80 ELEMENTS (OF 15348 DEFINED) SELECTED FROM
135 SELECTED NODES BY ENOD COMMAND.

RESELECT FOR ITEM=LOC COMPONENT=X BETWEEN 305.90 AND 306.10
KABS= 0. TOLERANCE= 0.200000E-08

15 NODES (OF 17051 DEFINED) SELECTED BY NSEL COMMAND.

NODE FOR MOMENT SUMMATION= 0
MOMENT SUMMATION LOCATION= 306.000 -45.0000 -978.000

***** SUMMATION OF TOTAL FORCES AND MOMENTS IN GLOBAL COORDINATES *****

FX = 314728.3
FY = -142077.6
FZ = -259809.8
MX = 2659774.
MY = -8264732.
MZ = -0.1396103E+08

SUMMATION POINT= 306.00 -45.000 -978.00



Appendix FC-1 to Calculation PGE-009-CALC-003

SELECT ALL NODES HAVING ANY ELEMENT IN ELEMENT SET.

135 NODES (OF 17051 DEFINED) SELECTED FROM
80 SELECTED ELEMENTS BY NELE COMMAND.

Internal forces at x = 102.0 LINE B

RESELECT FOR ITEM=LOC COMPONENT=X BETWEEN -102.10 AND 102.10
KABS= 0. TOLERANCE= 0.204200E-05

75 NODES (OF 17051 DEFINED) SELECTED BY NSEL COMMAND.

SELECT ONLY ELEMENTS COMPLETELY CONTAINED WITHIN NODE SET.

40 ELEMENTS (OF 15348 DEFINED) SELECTED FROM
75 SELECTED NODES BY ENOD COMMAND.

RESELECT FOR ITEM=LOC COMPONENT=X BETWEEN 101.90 AND 102.10
KABS= 0. TOLERANCE= 0.200000E-08

15 NODES (OF 17051 DEFINED) SELECTED BY NSEL COMMAND.

NODE FOR MOMENT SUMMATION= 0
MOMENT SUMMATION LOCATION= 102.000 -45.0000 -978.000

***** SUMMATION OF TOTAL FORCES AND MOMENTS IN GLOBAL COORDINATES *****

FX = 94083.52

FY = -38764.75

FZ = -212478.5

MX = 2910826.

MY = -5798898.

MZ = -0.1952999E+08

SUMMATION POINT= 102.00 -45.000 -978.00

SELECT ALL NODES HAVING ANY ELEMENT IN ELEMENT SET.

75 NODES (OF 17051 DEFINED) SELECTED FROM
40 SELECTED ELEMENTS BY NELE COMMAND.

Internal forces at x = -102.0 LINE A

RESELECT FOR ITEM=LOC COMPONENT=X BETWEEN -102.10 AND -101.90
KABS= 0. TOLERANCE= 0.200000E-08

15 NODES (OF 17051 DEFINED) SELECTED BY NSEL COMMAND.

NODE FOR MOMENT SUMMATION= 0
MOMENT SUMMATION LOCATION= -102.000 -45.0000 -978.000

***** SUMMATION OF TOTAL FORCES AND MOMENTS IN GLOBAL COORDINATES *****



ENERCON
SERVICES, INC.

Appendix FC-1 to Calculation PGE-009-CALC-003

FX = 203417.3
FY = -61454.82
FZ = 267280.1
MX = -7647215.
MY = -5889659.
MZ = 0.1039021E+08

SUMMATION POINT= -102.00 -45.000 -978.00

SELECT ALL NODES HAVING ANY ELEMENT IN ELEMENT SET.

75 NODES (OF 17051 DEFINED) SELECTED FROM
40 SELECTED ELEMENTS BY NELE COMMAND.

next strip z = -918 to -714 Lines 3 to 4

Select all nodes in pad only

ESEL FOR LABEL= TYPE FROM 1 TO 1 BY 1

9056 ELEMENTS (OF 15348 DEFINED) SELECTED BY ESEL COMMAND.

SELECT ALL NODES HAVING ANY ELEMENT IN ELEMENT SET.

11550 NODES (OF 17051 DEFINED) SELECTED FROM
9056 SELECTED ELEMENTS BY NELE COMMAND.

select strip x direction z = -918 to -714

RESELECT FOR ITEM=LOC COMPONENT=Z BETWEEN -918.10 AND -713.90
KABS= 0. TOLERANCE= 0.204200E-05

2310 NODES (OF 17051 DEFINED) SELECTED BY NSEL COMMAND.

SELECT ONLY ELEMENTS COMPLETELY CONTAINED WITHIN NODE SET.

2200 ELEMENTS (OF 15348 DEFINED) SELECTED FROM
2310 SELECTED NODES BY ENOD COMMAND.

Internal forces at x = 714.0 LINE E

RESELECT FOR ITEM=LOC COMPONENT=X BETWEEN 713.90 AND 714.10
KABS= 0. TOLERANCE= 0.200000E-08

30 NODES (OF 17051 DEFINED) SELECTED BY NSEL COMMAND.

NODE FOR MOMENT SUMMATION= 0
MOMENT SUMMATION LOCATION= 714.000 -45.0000 -816.000



Appendix FC-1 to Calculation PGE-009-CALC-003

***** SUMMATION OF TOTAL FORCES AND MOMENTS IN GLOBAL COORDINATES *****

FX = 679589.6
FY = -528401.6
FZ = 174325.1
MX = 4991701.
MY = 7144726.
MZ = 0.3036360E+08

SUMMATION POINT= 714.00 -45.000 -816.00

SELECT ALL NODES HAVING ANY ELEMENT IN ELEMENT SET.

2310 NODES (OF 17051 DEFINED) SELECTED FROM
2200 SELECTED ELEMENTS BY NELE COMMAND.

Internal forces at x = 510.0 LINE D

RESELECT FOR ITEM=LOC COMPONENT=X BETWEEN -102.10 AND 510.10
KABS= 0. TOLERANCE= 0.612200E-05

1740 NODES (OF 17051 DEFINED) SELECTED BY NSEL COMMAND.

SELECT ONLY ELEMENTS COMPLETELY CONTAINED WITHIN NODE SET.

1650 ELEMENTS (OF 15348 DEFINED) SELECTED FROM
1740 SELECTED NODES BY ENOD COMMAND.

RESELECT FOR ITEM=LOC COMPONENT=X BETWEEN 509.90 AND 510.10
KABS= 0. TOLERANCE= 0.200000E-08

30 NODES (OF 17051 DEFINED) SELECTED BY NSEL COMMAND.

NODE FOR MOMENT SUMMATION= 0
MOMENT SUMMATION LOCATION= 510.000 -45.0000 -816.000

***** SUMMATION OF TOTAL FORCES AND MOMENTS IN GLOBAL COORDINATES *****

FX = 443411.7
FY = -491581.4
FZ = -221207.1
MX = 6193638.
MY = -8740864.
MZ = -879857.2

SUMMATION POINT= 510.00 -45.000 -816.00

SELECT ALL NODES HAVING ANY ELEMENT IN ELEMENT SET.

1740 NODES (OF 17051 DEFINED) SELECTED FROM
1650 SELECTED ELEMENTS BY NELE COMMAND.

Internal forces at x = 306.0 LINE C



Appendix FC-1 to Calculation PGE-009-CALC-003

RESELECT FOR ITEM=LOC COMPONENT=X BETWEEN -102.10 AND 306.10
KABS= 0. TOLERANCE= 0.408200E-05

1170 NODES (OF 17051 DEFINED) SELECTED BY NSEL COMMAND.

SELECT ONLY ELEMENTS COMPLETELY CONTAINED WITHIN NODE SET.

1100 ELEMENTS (OF 15348 DEFINED) SELECTED FROM
1170 SELECTED NODES BY ENOD COMMAND.

RESELECT FOR ITEM=LOC COMPONENT=X BETWEEN 305.90 AND 306.10
KABS= 0. TOLERANCE= 0.200000E-08

30 NODES (OF 17051 DEFINED) SELECTED BY NSEL COMMAND.

NODE FOR MOMENT SUMMATION= 0
MOMENT SUMMATION LOCATION= 306.000 -45.0000 -816.000

***** SUMMATION OF TOTAL FORCES AND MOMENTS IN GLOBAL COORDINATES *****

FX = 380706.4
FY = -526190.2
FZ = -366025.2
MX = 0.1013462E+08
MY = -0.1219285E+08
MZ = -0.2265341E+08

SUMMATION POINT= 306.00 -45.000 -816.00

SELECT ALL NODES HAVING ANY ELEMENT IN ELEMENT SET.

1170 NODES (OF 17051 DEFINED) SELECTED FROM
1100 SELECTED ELEMENTS BY NELE COMMAND.

Internal forces at x = 102.0 LINE B

RESELECT FOR ITEM=LOC COMPONENT=X BETWEEN -102.10 AND 102.10
KABS= 0. TOLERANCE= 0.204200E-05

600 NODES (OF 17051 DEFINED) SELECTED BY NSEL COMMAND.

SELECT ONLY ELEMENTS COMPLETELY CONTAINED WITHIN NODE SET.

550 ELEMENTS (OF 15348 DEFINED) SELECTED FROM
600 SELECTED NODES BY ENOD COMMAND.

RESELECT FOR ITEM=LOC COMPONENT=X BETWEEN 101.90 AND 102.10
KABS= 0. TOLERANCE= 0.200000E-08

30 NODES (OF 17051 DEFINED) SELECTED BY NSEL COMMAND.

NODE FOR MOMENT SUMMATION= 0



Appendix FC-1 to Calculation PGE-009-CALC-003

MOMENT SUMMATION LOCATION= 102.000 -45.0000 -816.000

***** SUMMATION OF TOTAL FORCES AND MOMENTS IN GLOBAL COORDINATES *****

FX = 200348.1
FY = -399797.3
FZ = -333223.2
MX = 0.1221796E+08
MY = -9408773.
MZ = -0.3903906E+08

SUMMATION POINT= 102.00 -45.000 -816.00

SELECT ALL NODES HAVING ANY ELEMENT IN ELEMENT SET.

600 NODES (OF 17051 DEFINED) SELECTED FROM
550 SELECTED ELEMENTS BY NELE COMMAND.

Internal forces at x = -102.0 LINE A

RESELECT FOR ITEM=LOC COMPONENT=X BETWEEN -102.10 AND -101.90
KABS= 0. TOLERANCE= 0.200000E-08

30 NODES (OF 17051 DEFINED) SELECTED BY NSEL COMMAND.

NODE FOR MOMENT SUMMATION= 0
MOMENT SUMMATION LOCATION= -102.000 -45.0000 -816.000

***** SUMMATION OF TOTAL FORCES AND MOMENTS IN GLOBAL COORDINATES *****

FX = 342100.4
FY = 16576.65
FZ = 361516.9
MX = -571890.5
MY = -8605548.
MZ = 0.1495782E+08

SUMMATION POINT= -102.00 -45.000 -816.00

SELECT ALL NODES HAVING ANY ELEMENT IN ELEMENT SET.

600 NODES (OF 17051 DEFINED) SELECTED FROM
550 SELECTED ELEMENTS BY NELE COMMAND.

next strip z = -714 to -510 Lines 4 to 5

Select all nodes in pad only

ESEL FOR LABEL= TYPE FROM 1 TO 1 BY 1

9056 ELEMENTS (OF 15348 DEFINED) SELECTED BY ESEL COMMAND.



ENERCON
SERVICES, INC.

Appendix FC-1 to Calculation PGE-009-CALC-003

SELECT ALL NODES HAVING ANY ELEMENT IN ELEMENT SET.

11550 NODES (OF 17051 DEFINED) SELECTED FROM
9056 SELECTED ELEMENTS BY NELE COMMAND.

select strip x direction z = -714 to -510

RESELECT FOR ITEM=LOC COMPONENT=Z BETWEEN -714.10 AND -509.90
KABS= 0. TOLERANCE= 0.204200E-05

2310 NODES (OF 17051 DEFINED) SELECTED BY NSEL COMMAND.

SELECT ONLY ELEMENTS COMPLETELY CONTAINED WITHIN NODE SET.

2200 ELEMENTS (OF 15348 DEFINED) SELECTED FROM
2310 SELECTED NODES BY ENOD COMMAND.

Internal forces at x = 714.0 LINE E

RESELECT FOR ITEM=LOC COMPONENT=X BETWEEN 713.90 AND 714.10
KABS= 0. TOLERANCE= 0.200000E-08

30 NODES (OF 17051 DEFINED) SELECTED BY NSEL COMMAND.

NODE FOR MOMENT SUMMATION= 0
MOMENT SUMMATION LOCATION= 714.000 -45.0000 -612.000

***** SUMMATION OF TOTAL FORCES AND MOMENTS IN GLOBAL COORDINATES *****

FX = 749805.1
FY = -577059.1
FZ = 252724.1
MX = 1936133.
MY = 7715325.
MZ = 0.3357367E+08

SUMMATION POINT= 714.00 -45.000 -612.00

SELECT ALL NODES HAVING ANY ELEMENT IN ELEMENT SET.

2310 NODES (OF 17051 DEFINED) SELECTED FROM
2200 SELECTED ELEMENTS BY NELE COMMAND.

Internal forces at x = 510.0 LINE D

RESELECT FOR ITEM=LOC COMPONENT=X BETWEEN -102.10 AND 510.10
KABS= 0. TOLERANCE= 0.612200E-05

1740 NODES (OF 17051 DEFINED) SELECTED BY NSEL COMMAND.

SELECT ONLY ELEMENTS COMPLETELY CONTAINED WITHIN NODE SET.

Appendix FC-1 to Calculation PGE-009-CALC-003

1650 ELEMENTS (OF 15348 DEFINED) SELECTED FROM
1740 SELECTED NODES BY ENOD COMMAND.

RESELECT FOR ITEM=LOC COMPONENT=X BETWEEN 509.90 AND 510.10
KABS= 0. TOLERANCE= 0.200000E-08

30 NODES (OF 17051 DEFINED) SELECTED BY NSEL COMMAND.

NODE FOR MOMENT SUMMATION= 0
MOMENT SUMMATION LOCATION= 510.000 -45.0000 -612.000

***** SUMMATION OF TOTAL FORCES AND MOMENTS IN GLOBAL COORDINATES *****
FX = 388621.4
FY = -475708.8
FZ = 17920.07
MX = 4572810.
MY = 661148.6
MZ = 702827.1

SUMMATION POINT= 510.00 -45.000 -612.00

SELECT ALL NODES HAVING ANY ELEMENT IN ELEMENT SET.

1740 NODES (OF 17051 DEFINED) SELECTED FROM
1650 SELECTED ELEMENTS BY NELE COMMAND.

Internal forces at x = 306.0 LINE C

RESELECT FOR ITEM=LOC COMPONENT=X BETWEEN -102.10 AND 306.10
KABS= 0. TOLERANCE= 0.408200E-05

1170 NODES (OF 17051 DEFINED) SELECTED BY NSEL COMMAND.

SELECT ONLY ELEMENTS COMPLETELY CONTAINED WITHIN NODE SET.

1100 ELEMENTS (OF 15348 DEFINED) SELECTED FROM
1170 SELECTED NODES BY ENOD COMMAND.

RESELECT FOR ITEM=LOC COMPONENT=X BETWEEN 305.90 AND 306.10
KABS= 0. TOLERANCE= 0.200000E-08

30 NODES (OF 17051 DEFINED) SELECTED BY NSEL COMMAND.

NODE FOR MOMENT SUMMATION= 0
MOMENT SUMMATION LOCATION= 306.000 -45.0000 -612.000

***** SUMMATION OF TOTAL FORCES AND MOMENTS IN GLOBAL COORDINATES *****
FX = 306787.6
FY = -476189.6
FZ = -143587.8
MX = 6563830.

ENERCON SERVICES, INC. Appendix FC-1 to Calculation PGE-009-CALC-003

MY = -4281903.
MZ = -0.1722569E+08

SUMMATION POINT= 306.00 -45.000 -612.00

SELECT ALL NODES HAVING ANY ELEMENT IN ELEMENT SET.

1170 NODES (OF 17051 DEFINED) SELECTED FROM
1100 SELECTED ELEMENTS BY NELE COMMAND.

Internal forces at x = 102.0 LINE B

RESELECT FOR ITEM=LOC COMPONENT=X BETWEEN -102.10 AND 102.10
KABS= 0. TOLERANCE= 0.204200E-05

600 NODES (OF 17051 DEFINED) SELECTED BY NSEL COMMAND.

SELECT ONLY ELEMENTS COMPLETELY CONTAINED WITHIN NODE SET.

550 ELEMENTS (OF 15348 DEFINED) SELECTED FROM
600 SELECTED NODES BY ENOD COMMAND.

RESELECT FOR ITEM=LOC COMPONENT=X BETWEEN 101.90 AND 102.10
KABS= 0. TOLERANCE= 0.200000E-08

30 NODES (OF 17051 DEFINED) SELECTED BY NSEL COMMAND.

NODE FOR MOMENT SUMMATION= 0
MOMENT SUMMATION LOCATION= 102.000 -45.0000 -612.000

***** SUMMATION OF TOTAL FORCES AND MOMENTS IN GLOBAL COORDINATES *****

FX = 170344.4
FY = -482380.7
FZ = -190164.7
MX = 0.1231522E+08
MY = -5781391.
MZ = -0.4008294E+08

SUMMATION POINT= 102.00 -45.000 -612.00

SELECT ALL NODES HAVING ANY ELEMENT IN ELEMENT SET.

600 NODES (OF 17051 DEFINED) SELECTED FROM
550 SELECTED ELEMENTS BY NELE COMMAND.

Internal forces at x = -102.0 LINE A

RESELECT FOR ITEM=LOC COMPONENT=X BETWEEN -102.10 AND -101.90
KABS= 0. TOLERANCE= 0.200000E-08

30 NODES (OF 17051 DEFINED) SELECTED BY NSEL COMMAND.



Appendix FC-1 to Calculation PGE-009-CALC-003

NODE FOR MOMENT SUMMATION= 0
MOMENT SUMMATION LOCATION= -102.000 -45.0000 -612.000

***** SUMMATION OF TOTAL FORCES AND MOMENTS IN GLOBAL COORDINATES *****
FX = 379049.4
FY = -3860.083
FZ = 320373.4
MX = -3475018.
MY = -7719435.
MZ = 0.1690421E+08

SUMMATION POINT= -102.00 -45.000 -612.00

SELECT ALL NODES HAVING ANY ELEMENT IN ELEMENT SET.

600 NODES (OF 17051 DEFINED) SELECTED FROM
550 SELECTED ELEMENTS BY NELE COMMAND.

next strip z = -510 to -306 Lines 5 to 6

Select all nodes in pad only

ESEL FOR LABEL= TYPE FROM 1 TO 1 BY 1

9056 ELEMENTS (OF 15348 DEFINED) SELECTED BY ESEL COMMAND.

SELECT ALL NODES HAVING ANY ELEMENT IN ELEMENT SET.

11550 NODES (OF 17051 DEFINED) SELECTED FROM
9056 SELECTED ELEMENTS BY NELE COMMAND.

select strip x direction z = -510 to -306

RESELECT FOR ITEM=LOC COMPONENT=Z BETWEEN -510.10 AND -305.90
KABS= 0. TOLERANCE= 0.204200E-05 .

2310 NODES (OF 17051 DEFINED) SELECTED BY NSEL COMMAND.

SELECT ONLY ELEMENTS COMPLETELY CONTAINED WITHIN NODE SET.

2200 ELEMENTS (OF 15348 DEFINED) SELECTED FROM
2310 SELECTED NODES BY ENOD COMMAND.

Internal forces at x = 714.0 LINE E

RESELECT FOR ITEM=LOC COMPONENT=X BETWEEN 713.90 AND 714.10
KABS= 0. TOLERANCE= 0.200000E-08



Appendix FC-1 to Calculation PGE-009-CALC-003

```

30 NODES (OF 17051 DEFINED) SELECTED BY NSEL COMMAND.

NODE FOR MOMENT SUMMATION= 0
MOMENT SUMMATION LOCATION= 714.000 -45.0000 -408.000

***** SUMMATION OF TOTAL FORCES AND MOMENTS IN GLOBAL COORDINATES *****
FX = 763680.1
FY = -579257.1
FZ = 314256.4
MX = 397546.6
MY = 8608397.
MZ = 0.3417791E+08

SUMMATION POINT= 714.00 -45.000 -408.00

SELECT ALL NODES HAVING ANY ELEMENT IN ELEMENT SET.

2310 NODES (OF 17051 DEFINED) SELECTED FROM
2200 SELECTED ELEMENTS BY NELE COMMAND.

Internal forces at x = 510.0 LINE D

RESELECT FOR ITEM=LOC COMPONENT=X BETWEEN -102.10 AND 510.10
KABS= 0. TOLERANCE= 0.612200E-05

1740 NODES (OF 17051 DEFINED) SELECTED BY NSEL COMMAND.

SELECT ONLY ELEMENTS COMPLETELY CONTAINED WITHIN NODE SET.

1650 ELEMENTS (OF 15348 DEFINED) SELECTED FROM
1740 SELECTED NODES BY ENOD COMMAND.

RESELECT FOR ITEM=LOC COMPONENT=X BETWEEN 509.90 AND 510.10
KABS= 0. TOLERANCE= 0.200000E-08

30 NODES (OF 17051 DEFINED) SELECTED BY NSEL COMMAND.

NODE FOR MOMENT SUMMATION= 0
MOMENT SUMMATION LOCATION= 510.000 -45.0000 -408.000

***** SUMMATION OF TOTAL FORCES AND MOMENTS IN GLOBAL COORDINATES *****
FX = 396899.0
FY = -465942.1
FZ = 187107.5
MX = 3849831.
MY = 4782877.
MZ = 1401693.

SUMMATION POINT= 510.00 -45.000 -408.00

SELECT ALL NODES HAVING ANY ELEMENT IN ELEMENT SET.

```



1740 NODES (OF 17051 DEFINED) SELECTED FROM
1650 SELECTED ELEMENTS BY NELE COMMAND.

Internal forces at x = 306.0 LINE C

RESELECT FOR ITEM=LOC COMPONENT=X BETWEEN -102.10 AND 306.10
KABS= 0. TOLERANCE= 0.408200E-05

1170 NODES (OF 17051 DEFINED) SELECTED BY NSEL COMMAND.

SELECT ONLY ELEMENTS COMPLETELY CONTAINED WITHIN NODE SET.

1100 ELEMENTS (OF 15348 DEFINED) SELECTED FROM
1170 SELECTED NODES BY ENOD COMMAND.

RESELECT FOR ITEM=LOC COMPONENT=X BETWEEN 305.90 AND 306.10
KABS= 0. TOLERANCE= 0.200000E-08

30 NODES (OF 17051 DEFINED) SELECTED BY NSEL COMMAND.

NODE FOR MOMENT SUMMATION= 0
MOMENT SUMMATION LOCATION= 306.000 -45.0000 -408.000

***** SUMMATION OF TOTAL FORCES AND MOMENTS IN GLOBAL COORDINATES *****
FX = 291855.6
FY = -459813.0
FZ = 69206.14
MX = 4873515.
MY = 1757005.
MZ = -0.1410978E+08

SUMMATION POINT= 306.00 -45.000 -408.00

SELECT ALL NODES HAVING ANY ELEMENT IN ELEMENT SET.

1170 NODES (OF 17051 DEFINED) SELECTED FROM
1100 SELECTED ELEMENTS BY NELE COMMAND.

Internal forces at x = 102.0 LINE B

RESELECT FOR ITEM=LOC COMPONENT=X BETWEEN -102.10 AND 102.10
KABS= 0. TOLERANCE= 0.204200E-05

600 NODES (OF 17051 DEFINED) SELECTED BY NSEL COMMAND.

SELECT ONLY ELEMENTS COMPLETELY CONTAINED WITHIN NODE SET.

550 ELEMENTS (OF 15348 DEFINED) SELECTED FROM
600 SELECTED NODES BY ENOD COMMAND.

RESELECT FOR ITEM=LOC COMPONENT=X BETWEEN 101.90 AND 102.10



**ENERCON
SERVICES, INC.**

Appendix FC-1 to Calculation PGE-009-CALC-003

KABS= 0. TOLERANCE= 0.200000E-08

30 NODES (OF 17051 DEFINED) SELECTED BY NSEL COMMAND.

NODE FOR MOMENT SUMMATION= 0
MOMENT SUMMATION LOCATION= 102.000 -45.0000 -408.000

***** SUMMATION OF TOTAL FORCES AND MOMENTS IN GLOBAL COORDINATES *****

FX = 139189.6
FY = -539144.8
FZ = -51701.48
MX = 9944045.
MY = -1897316.
MZ = -0.3592488E+08

SUMMATION POINT= 102.00 -45.000 -408.00

SELECT ALL NODES HAVING ANY ELEMENT IN ELEMENT SET.

600 NODES (OF 17051 DEFINED) SELECTED FROM
550 SELECTED ELEMENTS BY NELE COMMAND.

Internal forces at x = -102.0 LINE A

RESELECT FOR ITEM=LOC COMPONENT=X BETWEEN -102.10 AND -101.90
KABS= 0. TOLERANCE= 0.200000E-08

30 NODES (OF 17051 DEFINED) SELECTED BY NSEL COMMAND.

NODE FOR MOMENT SUMMATION= 0
MOMENT SUMMATION LOCATION= -102.000 -45.0000 -408.000

***** SUMMATION OF TOTAL FORCES AND MOMENTS IN GLOBAL COORDINATES *****

FX = 403341.2
FY = 4613.944
FZ = 277794.1
MX = -3031629.
MY = -7209782.
MZ = 0.1799554E+08

SUMMATION POINT= -102.00 -45.000 -408.00

SELECT ALL NODES HAVING ANY ELEMENT IN ELEMENT SET.

600 NODES (OF 17051 DEFINED) SELECTED FROM
550 SELECTED ELEMENTS BY NELE COMMAND.

next strip z = -306 to -102 Lines 6 to 7

Select all nodes in pad only



Appendix FC-1 to Calculation PGE-009-CALC-003

```
ESEL FOR LABEL= TYPE FROM 1 TO 1 BY 1
9056 ELEMENTS (OF 15348 DEFINED) SELECTED BY ESEL COMMAND.
SELECT ALL NODES HAVING ANY ELEMENT IN ELEMENT SET.
11550 NODES (OF 17051 DEFINED) SELECTED FROM
9056 SELECTED ELEMENTS BY NELE COMMAND.

select strip x direction z = -306 to -102

RESELECT FOR ITEM=LOC COMPONENT=Z BETWEEN -306.10 AND -101.90
KABS= 0. TOLERANCE= 0.204200E-05

2310 NODES (OF 17051 DEFINED) SELECTED BY NSEL COMMAND.
SELECT ONLY ELEMENTS COMPLETELY CONTAINED WITHIN NODE SET.
2200 ELEMENTS (OF 15348 DEFINED) SELECTED FROM
2310 SELECTED NODES BY ENOD COMMAND.

Internal forces at x = 714.0 LINE E

RESELECT FOR ITEM=LOC COMPONENT=X BETWEEN 713.90 AND 714.10
KABS= 0. TOLERANCE= 0.200000E-08

30 NODES (OF 17051 DEFINED) SELECTED BY NSEL COMMAND.

NODE FOR MOMENT SUMMATION= 0
MOMENT SUMMATION LOCATION= 714.000 -45.0000 -204.000

***** SUMMATION OF TOTAL FORCES AND MOMENTS IN GLOBAL COORDINATES *****
FX = 739446.9
FY = -568508.7
FZ = 376893.5
MX = -459276.4
MY = 9635943.
MZ = 0.3300884E+08

SUMMATION POINT= 714.00 -45.000 -204.00

SELECT ALL NODES HAVING ANY ELEMENT IN ELEMENT SET.
2310 NODES (OF 17051 DEFINED) SELECTED FROM
2200 SELECTED ELEMENTS BY NELE COMMAND.

Internal forces at x = 510.0 LINE D

RESELECT FOR ITEM=LOC COMPONENT=X BETWEEN -102.10 AND 510.10
```



**ENERCON
SERVICES, INC.**

Appendix FC-1 to Calculation PGE-009-CALC-003

KABS= 0. TOLERANCE= 0.612200E-05

1740 NODES (OF 17051 DEFINED) SELECTED BY NSEL COMMAND.

SELECT ONLY ELEMENTS COMPLETELY CONTAINED WITHIN NODE SET.

1650 ELEMENTS (OF 15348 DEFINED) SELECTED FROM
1740 SELECTED NODES BY ENOD COMMAND.

RESELECT FOR ITEM=LOC COMPONENT=X BETWEEN 509.90 AND 510.10
KABS= 0. TOLERANCE= 0.200000E-08

30 NODES (OF 17051 DEFINED) SELECTED BY NSEL COMMAND.

NODE FOR MOMENT SUMMATION= 0
MOMENT SUMMATION LOCATION= 510.000 -45.0000 -204.000

***** SUMMATION OF TOTAL FORCES AND MOMENTS IN GLOBAL COORDINATES *****

FX = 380446.0
FY = -456362.1
FZ = 356216.1
MX = 3755518.
MY = 8420184.
MZ = 1600167.

SUMMATION POINT= 510.00 -45.000 -204.00

SELECT ALL NODES HAVING ANY ELEMENT IN ELEMENT SET.

1740 NODES (OF 17051 DEFINED) SELECTED FROM
1650 SELECTED ELEMENTS BY NELE COMMAND.

Internal forces at x = 306.0 LINE C

RESELECT FOR ITEM=LOC COMPONENT=X BETWEEN -102.10 AND 306.10
KABS= 0. TOLERANCE= 0.408200E-05

1170 NODES (OF 17051 DEFINED) SELECTED BY NSEL COMMAND.

SELECT ONLY ELEMENTS COMPLETELY CONTAINED WITHIN NODE SET.

1100 ELEMENTS (OF 15348 DEFINED) SELECTED FROM
1170 SELECTED NODES BY ENOD COMMAND.

RESELECT FOR ITEM=LOC COMPONENT=X BETWEEN 305.90 AND 306.10
KABS= 0. TOLERANCE= 0.200000E-08

30 NODES (OF 17051 DEFINED) SELECTED BY NSEL COMMAND.

NODE FOR MOMENT SUMMATION= 0
MOMENT SUMMATION LOCATION= 306.000 -45.0000 -204.000

Appendix FC-1 to Calculation PGE-009-CALC-003

***** SUMMATION OF TOTAL FORCES AND MOMENTS IN GLOBAL COORDINATES *****
FX = 275914.2
FY = -441811.8
FZ = 278643.7
MX = 4893852.
MY = 6553085.
MZ = -0.1210888E+08

SUMMATION POINT= 306.00 -45.000 -204.00

SELECT ALL NODES HAVING ANY ELEMENT IN ELEMENT SET.

1170 NODES (OF 17051 DEFINED) SELECTED FROM
1100 SELECTED ELEMENTS BY NELE COMMAND.

Internal forces at x = 102.0 LINE B

RESELECT FOR ITEM=LOC COMPONENT=X BETWEEN -102.10 AND 102.10
KABS= 0. TOLERANCE= 0.204200E-05

600 NODES (OF 17051 DEFINED) SELECTED BY NSEL COMMAND.

SELECT ONLY ELEMENTS COMPLETELY CONTAINED WITHIN NODE SET.

550 ELEMENTS (OF 15348 DEFINED) SELECTED FROM
600 SELECTED NODES BY ENOD COMMAND.

RESELECT FOR ITEM=LOC COMPONENT=X BETWEEN 101.90 AND 102.10
KABS= 0. TOLERANCE= 0.200000E-08

30 NODES (OF 17051 DEFINED) SELECTED BY NSEL COMMAND.

NODE FOR MOMENT SUMMATION= 0
MOMENT SUMMATION LOCATION= 102.000 -45.0000 -204.000

***** SUMMATION OF TOTAL FORCES AND MOMENTS IN GLOBAL COORDINATES *****
FX = 118952.8
FY = -531133.1
FZ = 82876.11
MX = 8840377.
MY = 1648037.
MZ = -0.3204464E+08

SUMMATION POINT= 102.00 -45.000 -204.00

SELECT ALL NODES HAVING ANY ELEMENT IN ELEMENT SET.

600 NODES (OF 17051 DEFINED) SELECTED FROM
550 SELECTED ELEMENTS BY NELE COMMAND.

Internal forces at x = -102.0 LINE A

ENERCON SERVICES, INC. Appendix FC-1 to Calculation PGE-009-CALC-003

RESELECT FOR ITEM=LOC COMPONENT=X BETWEEN -102.10 AND -101.90
KABS= 0. TOLERANCE= 0.200000E-08

30 NODES (OF 17051 DEFINED) SELECTED BY NSEL COMMAND.

NODE FOR MOMENT SUMMATION= 0
MOMENT SUMMATION LOCATION= -102.000 -45.0000 -204.000

***** SUMMATION OF TOTAL FORCES AND MOMENTS IN GLOBAL COORDINATES *****

FX = 403757.7
FY = 15376.34
FZ = 227029.5
MX = -3133057.
MY = -6242879.
MZ = 0.1784451E+08

SUMMATION POINT= -102.00 -45.000 -204.00

SELECT ALL NODES HAVING ANY ELEMENT IN ELEMENT SET.

600 NODES (OF 17051 DEFINED) SELECTED FROM
550 SELECTED ELEMENTS BY NELE COMMAND.

next strip z = -102 to 102 Lines 7 to 8

Select all nodes in pad only

ESEL FOR LABEL= TYPE FROM 1 TO 1 BY 1

9056 ELEMENTS (OF 15348 DEFINED) SELECTED BY ESEL COMMAND.

SELECT ALL NODES HAVING ANY ELEMENT IN ELEMENT SET.

11550 NODES (OF 17051 DEFINED) SELECTED FROM
9056 SELECTED ELEMENTS BY NELE COMMAND.

select strip x direction z = -102 to 102

RESELECT FOR ITEM=LOC COMPONENT=Z BETWEEN -102.10 AND 102.10
KABS= 0. TOLERANCE= 0.204200E-05

2310 NODES (OF 17051 DEFINED) SELECTED BY NSEL COMMAND.

SELECT ONLY ELEMENTS COMPLETELY CONTAINED WITHIN NODE SET.

2200 ELEMENTS (OF 15348 DEFINED) SELECTED FROM
2310 SELECTED NODES BY ENOD COMMAND.

Internal forces at x = 714.0 LINE E



Appendix FC-1 to Calculation PGE-009-CALC-003

RESELECT FOR ITEM=LOC COMPONENT=X BETWEEN 713.90 AND 714.10
KABS= 0. TOLERANCE= 0.200000E-08

30 NODES (OF 17051 DEFINED) SELECTED BY NSEL COMMAND.

NODE FOR MOMENT SUMMATION= 0
MOMENT SUMMATION LOCATION= 714.000 -45.0000 0.00000

***** SUMMATION OF TOTAL FORCES AND MOMENTS IN GLOBAL COORDINATES *****

FX = 680606.6
FY = -546883.5
FZ = 452991.9
MX = -451564.6
MY = 0.1101286E+08
MZ = 0.3024624E+08

SUMMATION POINT= 714.00 -45.000 0.0000

SELECT ALL NODES HAVING ANY ELEMENT IN ELEMENT SET.

2310 NODES (OF 17051 DEFINED) SELECTED FROM
2200 SELECTED ELEMENTS BY NELE COMMAND.

Internal forces at x = 510.0 LINE D

RESELECT FOR ITEM=LOC COMPONENT=X BETWEEN -102.10 AND 510.10
KABS= 0. TOLERANCE= 0.612200E-05

1740 NODES (OF 17051 DEFINED) SELECTED BY NSEL COMMAND.

SELECT ONLY ELEMENTS COMPLETELY CONTAINED WITHIN NODE SET.

1650 ELEMENTS (OF 15348 DEFINED) SELECTED FROM
1740 SELECTED NODES BY ENOD COMMAND.

RESELECT FOR ITEM=LOC COMPONENT=X BETWEEN 509.90 AND 510.10
KABS= 0. TOLERANCE= 0.200000E-08

30 NODES (OF 17051 DEFINED) SELECTED BY NSEL COMMAND.

NODE FOR MOMENT SUMMATION= 0
MOMENT SUMMATION LOCATION= 510.000 -45.0000 0.00000

***** SUMMATION OF TOTAL FORCES AND MOMENTS IN GLOBAL COORDINATES *****

FX = 327981.0
FY = -445651.8
FZ = 517432.0
MX = 4369217.
MY = 0.1186747E+08
MZ = 1638774.



SUMMATION POINT= 510.00 -45.000 0.0000

SELECT ALL NODES HAVING ANY ELEMENT IN ELEMENT SET.

1740 NODES (OF 17051 DEFINED) SELECTED FROM
1650 SELECTED ELEMENTS BY NELE COMMAND.

Internal forces at x = 306.0 LINE C

RESELECT FOR ITEM=LOC COMPONENT=X BETWEEN -102.10 AND 306.10
KABS= 0. TOLERANCE= 0.408200E-05

1170 NODES (OF 17051 DEFINED) SELECTED BY NSEL COMMAND.

SELECT ONLY ELEMENTS COMPLETELY CONTAINED WITHIN NODE SET.

1100 ELEMENTS (OF 15348 DEFINED) SELECTED FROM
1170 SELECTED NODES BY ENOD COMMAND.

RESELECT FOR ITEM=LOC COMPONENT=X BETWEEN 305.90 AND 306.10
KABS= 0. TOLERANCE= 0.200000E-08

30 NODES (OF 17051 DEFINED) SELECTED BY NSEL COMMAND.

NODE FOR MOMENT SUMMATION= 0
MOMENT SUMMATION LOCATION= 306.000 -45.0000 0.00000

***** SUMMATION OF TOTAL FORCES AND MOMENTS IN GLOBAL COORDINATES *****

FX = 170069.0
FY = -424563.1
FZ = 488526.5
MX = 6034005.
MY = 9061353.
MZ = -9714659.

SUMMATION POINT= 306.00 -45.000 0.0000

SELECT ALL NODES HAVING ANY ELEMENT IN ELEMENT SET.

1170 NODES (OF 17051 DEFINED) SELECTED FROM
1100 SELECTED ELEMENTS BY NELE COMMAND.

Internal forces at x = 102.0 LINE B

RESELECT FOR ITEM=LOC COMPONENT=X BETWEEN -102.10 AND 102.10
KABS= 0. TOLERANCE= 0.204200E-05

600 NODES (OF 17051 DEFINED) SELECTED BY NSEL COMMAND.

SELECT ONLY ELEMENTS COMPLETELY CONTAINED WITHIN NODE SET.



Appendix FC-1 to Calculation PGE-009-CALC-003

550 ELEMENTS (OF 15348 DEFINED) SELECTED FROM
600 SELECTED NODES BY ENOD COMMAND.

RESELECT FOR ITEM=LOC COMPONENT=X BETWEEN 101.90 AND 102.10
KABS= 0. TOLERANCE= 0.200000E-08

30 NODES (OF 17051 DEFINED) SELECTED BY NSEL COMMAND.

NODE FOR MOMENT SUMMATION= 0
MOMENT SUMMATION LOCATION= 102.000 -45.0000 0.00000

***** SUMMATION OF TOTAL FORCES AND MOMENTS IN GLOBAL COORDINATES *****

FX = 41416.13
FY = -471288.9
FZ = 258465.9
MX = 0.1017094E+08
MY = 3314241.
MZ = -0.2688235E+08

SUMMATION POINT= 102.00 -45.000 0.0000

SELECT ALL NODES HAVING ANY ELEMENT IN ELEMENT SET.

600 NODES (OF 17051 DEFINED) SELECTED FROM
550 SELECTED ELEMENTS BY NELE COMMAND.

Internal forces at x = -102.0 LINE A

RESELECT FOR ITEM=LOC COMPONENT=X BETWEEN -102.10 AND -101.90
KABS= 0. TOLERANCE= 0.200000E-08

30 NODES (OF 17051 DEFINED) SELECTED BY NSEL COMMAND.

NODE FOR MOMENT SUMMATION= 0
MOMENT SUMMATION LOCATION= -102.000 -45.0000 0.00000

***** SUMMATION OF TOTAL FORCES AND MOMENTS IN GLOBAL COORDINATES *****

FX = 393857.6
FY = 27793.14
FZ = 170441.4
MX = -5112881.
MY = -4822522.
MZ = 0.1719226E+08

SUMMATION POINT= -102.00 -45.000 0.0000

SELECT ALL NODES HAVING ANY ELEMENT IN ELEMENT SET.

600 NODES (OF 17051 DEFINED) SELECTED FROM
550 SELECTED ELEMENTS BY NELE COMMAND.

Appendix FC-1 to Calculation PGE-009-CALC-003

next strip z = 102 to 222 Lines 8 to 10

Select all nodes in pad only

ESEL FOR LABEL= TYPE FROM 1 TO 1 BY 1

9056 ELEMENTS (OF 15348 DEFINED) SELECTED BY ESEL COMMAND.

SELECT ALL NODES HAVING ANY ELEMENT IN ELEMENT SET.

11550 NODES (OF 17051 DEFINED) SELECTED FROM
9056 SELECTED ELEMENTS BY NELE COMMAND.

select strip x direction z = 102 to 222

RESELECT FOR ITEM=LOC COMPONENT=Z BETWEEN 101.90 AND 222.10
KABS= 0. TOLERANCE= 0.120200E-05

255 NODES (OF 17051 DEFINED) SELECTED BY NSEL COMMAND.

SELECT ONLY ELEMENTS COMPLETELY CONTAINED WITHIN NODE SET.

160 ELEMENTS (OF 15348 DEFINED) SELECTED FROM
255 SELECTED NODES BY ENOD COMMAND.

Internal forces at x = 714.0 LINE E

RESELECT FOR ITEM=LOC COMPONENT=X BETWEEN 713.90 AND 714.10
KABS= 0. TOLERANCE= 0.200000E-08

15 NODES (OF 17051 DEFINED) SELECTED BY NSEL COMMAND.

NODE FOR MOMENT SUMMATION= 0
MOMENT SUMMATION LOCATION= . 714.000 -45.0000 162.000

***** SUMMATION OF TOTAL FORCES AND MOMENTS IN GLOBAL COORDINATES *****

FX = 432651.6
FY = -232477.5
FZ = 432438.0
MX = -6805659.
MY = 0.1094843E+08
MZ = 0.2125530E+08

SUMMATION POINT= 714.00 -45.000 162.00

SELECT ALL NODES HAVING ANY ELEMENT IN ELEMENT SET.

255 NODES (OF 17051 DEFINED) SELECTED FROM
160 SELECTED ELEMENTS BY NELE COMMAND.



Appendix FC-1 to Calculation PGE-009-CALC-003

Internal forces at x = 510.0 LINE D

RESELECT FOR ITEM=LOC COMPONENT=X BETWEEN -102.10 AND 510.10
KABS= 0. TOLERANCE= 0.612200E-05

195 NODES (OF 17051 DEFINED) SELECTED BY NSEL COMMAND.

SELECT ONLY ELEMENTS COMPLETELY CONTAINED WITHIN NODE SET.

120 ELEMENTS (OF 15348 DEFINED) SELECTED FROM
195 SELECTED NODES BY ENOD COMMAND.

RESELECT FOR ITEM=LOC COMPONENT=X BETWEEN 509.90 AND 510.10
KABS= 0. TOLERANCE= 0.200000E-08

15 NODES (OF 17051 DEFINED) SELECTED BY NSEL COMMAND.

NODE FOR MOMENT SUMMATION= 0
MOMENT SUMMATION LOCATION= 510.000 -45.0000 162.000

***** SUMMATION OF TOTAL FORCES AND MOMENTS IN GLOBAL COORDINATES *****

FX = 165084.5
FY = -171680.0
FZ = 316274.0
MX = 1869120.
MY = 8166040.
MZ = 4643853.

SUMMATION POINT= 510.00 -45.000 162.00

SELECT ALL NODES HAVING ANY ELEMENT IN ELEMENT SET.

195 NODES (OF 17051 DEFINED) SELECTED FROM
120 SELECTED ELEMENTS BY NELE COMMAND.

Internal forces at x = 306.0 LINE C

RESELECT FOR ITEM=LOC COMPONENT=X BETWEEN -102.10 AND 306.10
KABS= 0. TOLERANCE= 0.408200E-05

135 NODES (OF 17051 DEFINED) SELECTED BY NSEL COMMAND.

SELECT ONLY ELEMENTS COMPLETELY CONTAINED WITHIN NODE SET.

80 ELEMENTS (OF 15348 DEFINED) SELECTED FROM
135 SELECTED NODES BY ENOD COMMAND.

RESELECT FOR ITEM=LOC COMPONENT=X BETWEEN 305.90 AND 306.10
KABS= 0. TOLERANCE= 0.200000E-08



**ENERCON
SERVICES, INC.**

Appendix FC-1 to Calculation PGE-009-CALC-003

15 NODES (OF 17051 DEFINED) SELECTED BY NSEL COMMAND.

NODE FOR MOMENT SUMMATION= 0
MOMENT SUMMATION LOCATION= 306.000 -45.0000 162.000

***** SUMMATION OF TOTAL FORCES AND MOMENTS IN GLOBAL COORDINATES *****
FX = -42160.91
FY = -176362.8
FZ = 309642.9
MX = 3174276.
MY = 6814094.
MZ = -51248.08

SUMMATION POINT= 306.00 -45.000 162.00

SELECT ALL NODES HAVING ANY ELEMENT IN ELEMENT SET.

135 NODES (OF 17051 DEFINED) SELECTED FROM
80 SELECTED ELEMENTS BY NELE COMMAND.

Internal forces at x = 102.0 LINE B

RESELECT FOR ITEM=LOC COMPONENT=X BETWEEN -102.10 AND 102.10
KABS= 0. TOLERANCE= 0.204200E-05

75 NODES (OF 17051 DEFINED) SELECTED BY NSEL COMMAND.

SELECT ONLY ELEMENTS COMPLETELY CONTAINED WITHIN NODE SET.

40 ELEMENTS (OF 15348 DEFINED) SELECTED FROM
75 SELECTED NODES BY ENOD COMMAND.

RESELECT FOR ITEM=LOC COMPONENT=X BETWEEN 101.90 AND 102.10
KABS= 0. TOLERANCE= 0.200000E-08

15 NODES (OF 17051 DEFINED) SELECTED BY NSEL COMMAND.

NODE FOR MOMENT SUMMATION= 0
MOMENT SUMMATION LOCATION= 102.000 -45.0000 162.000

***** SUMMATION OF TOTAL FORCES AND MOMENTS IN GLOBAL COORDINATES *****
FX = -225013.4
FY = -201103.9
FZ = 249146.1
MX = 7037927.
MY = 3090900.
MZ = -7807333.

SUMMATION POINT= 102.00 -45.000 162.00

SELECT ALL NODES HAVING ANY ELEMENT IN ELEMENT SET.

Appendix FC-1 to Calculation PGE-009-CALC-003

75 NODES (OF 17051 DEFINED) SELECTED FROM
40 SELECTED ELEMENTS BY NELE COMMAND.

Internal forces at x = -102.0 LINE A

RESELECT FOR ITEM=LOC COMPONENT=X BETWEEN -102.10 AND -101.90
KABS= 0. TOLERANCE= 0.200000E-08

15 NODES (OF 17051 DEFINED) SELECTED BY NSEL COMMAND.

NODE FOR MOMENT SUMMATION= 0
MOMENT SUMMATION LOCATION= -102.000 -45.0000 162.000

***** SUMMATION OF TOTAL FORCES AND MOMENTS IN GLOBAL COORDINATES *****
FX = 315633.4
FY = 954.8287
FZ = 32545.15
MX = -7518380.
MY = 1119508.
MZ = 0.1456752E+08

SUMMATION POINT= -102.00 -45.000 162.00

15348 ELEMENTS (OF 15348 DEFINED) SELECTED BY EALL COMMAND.

17051 NODES (OF 17051 DEFINED) SELECTED BY NALL COMMAND.

***** LOAD CASE 6 *****

USE LOAD STEP 6 SUBSTEP 0 FOR LOAD CASE 0

SET COMMAND GOT LOAD STEP= 6 SUBSTEP= 1 CUMULATIVE ITERATION= 42
TIME/FREQUENCY= 6.0000
TITLE= Pad, HE(1), 20 Casks, 515 Kips West (W), Soft Rock

SECTION THE PAD IN TO 4 NORTH-SOUTH Z-DIRECTION STRIPS

Select all nodes in pad only

ESEL FOR LABEL= TYPE FROM 1 TO 1 BY 1

9056 ELEMENTS (OF 15348 DEFINED) SELECTED BY ESEL COMMAND.

SELECT ALL NODES HAVING ANY ELEMENT IN ELEMENT SET.

11550 NODES (OF 17051 DEFINED) SELECTED FROM
9056 SELECTED ELEMENTS BY NELE COMMAND.



Appendix FC-1 to Calculation PGE-009-CALC-003

select strip Z direction x = -102 to 102 Lines A to B

RESELECT FOR ITEM=LOC COMPONENT=X BETWEEN -102.10 AND 102.10
KABS= 0. TOLERANCE= 0.204200E-05

3000 NODES (OF 17051 DEFINED) SELECTED BY NSEL COMMAND.

SELECT ONLY ELEMENTS COMPLETELY CONTAINED WITHIN NODE SET.

2830 ELEMENTS (OF 15348 DEFINED) SELECTED FROM
3000 SELECTED NODES BY ENOD COMMAND.

Internal forces at Z = 222.0 LINE 10

RESELECT FOR ITEM=LOC COMPONENT=Z BETWEEN 221.90 AND 222.10
KABS= 0. TOLERANCE= 0.200000E-08

25 NODES (OF 17051 DEFINED) SELECTED BY NSEL COMMAND.

NODE FOR MOMENT SUMMATION= 0
MOMENT SUMMATION LOCATION= 0.00000 -45.0000 222.000

***** SUMMATION OF TOTAL FORCES AND MOMENTS IN GLOBAL COORDINATES *****

FX = 475682.6
FY = -89381.62
FZ = 38588.60
MX = 983130.0
MY = -0.1262988E+08
MZ = 7173186.

SUMMATION POINT= 0.0000 -45.000 222.00

SELECT ALL NODES HAVING ANY ELEMENT IN ELEMENT SET.

3000 NODES (OF 17051 DEFINED) SELECTED FROM
2830 SELECTED ELEMENTS BY NELE COMMAND.

Internal forces at Z = 162.0 LINE 9

RESELECT FOR ITEM=LOC COMPONENT=Z BETWEEN -1038.1 AND 162.10
KABS= 0. TOLERANCE= 0.120020E-04

2975 NODES (OF 17051 DEFINED) SELECTED BY NSEL COMMAND.

SELECT ONLY ELEMENTS COMPLETELY CONTAINED WITHIN NODE SET.

2810 ELEMENTS (OF 15348 DEFINED) SELECTED FROM
2975 SELECTED NODES BY ENOD COMMAND.



Appendix FC-1 to Calculation PGE-009-CALC-003

RESELECT FOR ITEM=LOC COMPONENT=Z BETWEEN 161.90 AND 162.10
KABS= 0. TOLERANCE= 0.200000E-08

25 NODES (OF 17051 DEFINED) SELECTED BY NSEL COMMAND.

NODE FOR MOMENT SUMMATION= 0
MOMENT SUMMATION LOCATION= 0.00000 -45.0000 162.000

***** SUMMATION OF TOTAL FORCES AND MOMENTS IN GLOBAL COORDINATES *****

FX = 376561.3
FY = -65182.11
FZ = 174216.5
MX = 4598607.
MY = -6428789.
MZ = -0.1063462E+08

SUMMATION POINT= 0.0000 -45.000 162.00

SELECT ALL NODES HAVING ANY ELEMENT IN ELEMENT SET.

2975 NODES (OF 17051 DEFINED) SELECTED FROM
2810 SELECTED ELEMENTS BY NELE COMMAND.

Internal forces at Z = 102.0 LINE 8

RESELECT FOR ITEM=LOC COMPONENT=Z BETWEEN -1038.1 AND 102.10
KABS= 0. TOLERANCE= 0.114020E-04

2950 NODES (OF 17051 DEFINED) SELECTED BY NSEL COMMAND.

SELECT ONLY ELEMENTS COMPLETELY CONTAINED WITHIN NODE SET.

2790 ELEMENTS (OF 15348 DEFINED) SELECTED FROM
2950 SELECTED NODES BY ENOD COMMAND.

RESELECT FOR ITEM=LOC COMPONENT=Z BETWEEN 101.90 AND 102.10
KABS= 0. TOLERANCE= 0.200000E-08

25 NODES (OF 17051 DEFINED) SELECTED BY NSEL COMMAND.

NODE FOR MOMENT SUMMATION= 0
MOMENT SUMMATION LOCATION= 0.00000 -45.0000 102.000

***** SUMMATION OF TOTAL FORCES AND MOMENTS IN GLOBAL COORDINATES *****

FX = 406505.9
FY = -36098.21
FZ = 298133.6
MX = 7173904.
MY = -1699297.
MZ = -0.2147353E+08

SUMMATION POINT= 0.0000 -45.000 102.00

ENERCON SERVICES, INC. Appendix FC-1 to Calculation PGE-009-CALC-003

SELECT ALL NODES HAVING ANY ELEMENT IN ELEMENT SET.

2950 NODES (OF 17051 DEFINED) SELECTED FROM
2790 SELECTED ELEMENTS BY NELE COMMAND.

Internal forces at Z = -102.0 LINE 7

RESELECT FOR ITEM=LOC COMPONENT=Z BETWEEN -1038.1 AND -101.90
KABS= 0. TOLERANCE= 0.936200E-05

2375 NODES (OF 17051 DEFINED) SELECTED BY NSEL COMMAND.

SELECT ONLY ELEMENTS COMPLETELY CONTAINED WITHIN NODE SET.

2240 ELEMENTS (OF 15348 DEFINED) SELECTED FROM
2375 SELECTED NODES BY ENOD COMMAND.

RESELECT FOR ITEM=LOC COMPONENT=Z BETWEEN -102.10 AND -101.90
KABS= 0. TOLERANCE= 0.200000E-08

25 NODES (OF 17051 DEFINED) SELECTED BY NSEL COMMAND.

NODE FOR MOMENT SUMMATION= 0
MOMENT SUMMATION LOCATION= 0.00000 -45.0000 -102.000

***** SUMMATION OF TOTAL FORCES AND MOMENTS IN GLOBAL COORDINATES *****

FX = 256162.4
FY = -15955.78
FZ = 648247.7
MX = 9604255.
MY = 3393810.
MZ = -0.1209107E+08

SUMMATION POINT= 0.0000 -45.000 -102.00

SELECT ALL NODES HAVING ANY ELEMENT IN ELEMENT SET.

2375 NODES (OF 17051 DEFINED) SELECTED FROM
2240 SELECTED ELEMENTS BY NELE COMMAND.

Internal forces at Z = -306.0 LINE 6

RESELECT FOR ITEM=LOC COMPONENT=Z BETWEEN -1038.1 AND -305.90
KABS= 0. TOLERANCE= 0.732200E-05

1800 NODES (OF 17051 DEFINED) SELECTED BY NSEL COMMAND.

SELECT ONLY ELEMENTS COMPLETELY CONTAINED WITHIN NODE SET.

1690 ELEMENTS (OF 15348 DEFINED) SELECTED FROM



Appendix FC-1 to Calculation PGE-009-CALC-003

1800 SELECTED NODES BY ENOD COMMAND.

RESELECT FOR ITEM=LOC COMPONENT=Z BETWEEN -306.10 AND -305.90
KABS= 0. TOLERANCE= 0.200000E-08

25 NODES (OF 17051 DEFINED) SELECTED BY NSEL COMMAND.

NODE FOR MOMENT SUMMATION= 0
MOMENT SUMMATION LOCATION= 0.00000 -45.0000 -306.000

***** SUMMATION OF TOTAL FORCES AND MOMENTS IN GLOBAL COORDINATES *****

FX = 120187.9
FY = -28442.76
FZ = 796550.4
MX = 9092937.
MY = 7057095.
MZ = -8367741.

SUMMATION POINT= 0.0000 -45.000 -306.00

SELECT ALL NODES HAVING ANY ELEMENT IN ELEMENT SET.

1800 NODES (OF 17051 DEFINED) SELECTED FROM
1690 SELECTED ELEMENTS BY NELE COMMAND.

Internal forces at Z = -510.0 LINE 5

RESELECT FOR ITEM=LOC COMPONENT=Z BETWEEN -1038.1 AND -509.90
KABS= 0. TOLERANCE= 0.528200E-05

1225 NODES (OF 17051 DEFINED) SELECTED BY NSEL COMMAND.

SELECT ONLY ELEMENTS COMPLETELY CONTAINED WITHIN NODE SET.

1140 ELEMENTS (OF 15348 DEFINED) SELECTED FROM
1225 SELECTED NODES BY ENOD COMMAND.

RESELECT FOR ITEM=LOC COMPONENT=Z BETWEEN -510.10 AND -509.90
KABS= 0. TOLERANCE= 0.200000E-08

25 NODES (OF 17051 DEFINED) SELECTED BY NSEL COMMAND.

NODE FOR MOMENT SUMMATION= 0
MOMENT SUMMATION LOCATION= 0.00000 -45.0000 -510.000

***** SUMMATION OF TOTAL FORCES AND MOMENTS IN GLOBAL COORDINATES *****

FX = -11050.22
FY = -46973.48
FZ = 776337.1
MX = 8985788.
MY = 9625863.
MZ = -5305417.



Appendix FC-1 to Calculation PGE-009-CALC-003

SUMMATION POINT= 0.0000 -45.000 -510.00

SELECT ALL NODES HAVING ANY ELEMENT IN ELEMENT SET.

1225 NODES (OF 17051 DEFINED) SELECTED FROM
1140 SELECTED ELEMENTS BY NELE COMMAND.

Internal forces at Z = -714.0 LINE 4

RESELECT FOR ITEM=LOC COMPONENT=Z BETWEEN -1038.1 AND -713.90
KABS= 0. TOLERANCE= 0.324200E-05

650 NODES (OF 17051 DEFINED) SELECTED BY NSEL COMMAND.

SELECT ONLY ELEMENTS COMPLETELY CONTAINED WITHIN NODE SET.

590 ELEMENTS (OF 15348 DEFINED) SELECTED FROM
650 SELECTED NODES BY ENOD COMMAND.

RESELECT FOR ITEM=LOC COMPONENT=Z BETWEEN -714.10 AND -713.90
KABS= 0. TOLERANCE= 0.200000E-08

25 NODES (OF 17051 DEFINED) SELECTED BY NSEL COMMAND.

NODE FOR MOMENT SUMMATION= 0
MOMENT SUMMATION LOCATION= 0.00000 -45.0000 -714.000

***** SUMMATION OF TOTAL FORCES AND MOMENTS IN GLOBAL COORDINATES *****

FX = -146248.2
FY = -55923.54
FZ = 586489.7
MX = 9173212.
MY = 0.1130519E+08
MZ = -990211.0

SUMMATION POINT= 0.0000 -45.000 -714.00

SELECT ALL NODES HAVING ANY ELEMENT IN ELEMENT SET.

650 NODES (OF 17051 DEFINED) SELECTED FROM
590 SELECTED ELEMENTS BY NELE COMMAND.

Internal forces at Z = -918.0 LINE 3

RESELECT FOR ITEM=LOC COMPONENT=Z BETWEEN -1038.1 AND -917.90
KABS= 0. TOLERANCE= 0.120200E-05

75 NODES (OF 17051 DEFINED) SELECTED BY NSEL COMMAND.

SELECT ONLY ELEMENTS COMPLETELY CONTAINED WITHIN NODE SET.



Appendix FC-1 to Calculation PGE-009-CALC-003

40 ELEMENTS (OF 15348 DEFINED) SELECTED FROM
75 SELECTED NODES BY ENOD COMMAND.

RESELECT FOR ITEM=LOC COMPONENT=Z BETWEEN -918.10 AND -917.90
KABS= 0. TOLERANCE= 0.200000E-08

25 NODES (OF 17051 DEFINED) SELECTED BY NSEL COMMAND.

NODE FOR MOMENT SUMMATION= 0
MOMENT SUMMATION LOCATION= 0.00000 -45.0000 -918.000

***** SUMMATION OF TOTAL FORCES AND MOMENTS IN GLOBAL COORDINATES *****

FX = -299177.2
FY = -11423.70
FZ = 174172.3
MX = 6188009.
MY = 0.1384821E+08
MZ = 0.1060630E+08

SUMMATION POINT= 0.0000 -45.000 -918.00

SELECT ALL NODES HAVING ANY ELEMENT IN ELEMENT SET.

75 NODES (OF 17051 DEFINED) SELECTED FROM
40 SELECTED ELEMENTS BY NELE COMMAND.

Internal forces at Z = -978.0 LINE 2

RESELECT FOR ITEM=LOC COMPONENT=Z BETWEEN -1038.1 AND -977.90
KABS= 0. TOLERANCE= 0.602000E-06

50 NODES (OF 17051 DEFINED) SELECTED BY NSEL COMMAND.

SELECT ONLY ELEMENTS COMPLETELY CONTAINED WITHIN NODE SET.

20 ELEMENTS (OF 15348 DEFINED) SELECTED FROM
50 SELECTED NODES BY ENOD COMMAND.

RESELECT FOR ITEM=LOC COMPONENT=Z BETWEEN -978.10 AND -977.90
KABS= 0. TOLERANCE= 0.200000E-08

25 NODES (OF 17051 DEFINED) SELECTED BY NSEL COMMAND.

NODE FOR MOMENT SUMMATION= 0
MOMENT SUMMATION LOCATION= 0.00000 -45.0000 -978.000

***** SUMMATION OF TOTAL FORCES AND MOMENTS IN GLOBAL COORDINATES *****

FX = -398256.6
FY = 12764.01
FZ = 38617.81
MX = 4038801.



ENERCON
SERVICES, INC.

Appendix FC-1 to Calculation PGE-009-CALC-003

MY = 0.1359047E+08
MZ = -7185755.

SUMMATION POINT= 0.0000 -45.000 -978.00

SELECT ALL NODES HAVING ANY ELEMENT IN ELEMENT SET.

50 NODES (OF 17051 DEFINED) SELECTED FROM
20 SELECTED ELEMENTS BY NELE COMMAND.

Internal forces at Z = -1038.0 LINE 1

RESELECT FOR ITEM=LOC COMPONENT=Z BETWEEN -1038.1 AND -1037.9
KABS= 0. TOLERANCE= 0.200000E-08

25 NODES (OF 17051 DEFINED) SELECTED BY NSEL COMMAND.

NODE FOR MOMENT SUMMATION= 0
MOMENT SUMMATION LOCATION= 0.00000 -45.0000 -1038.00

***** SUMMATION OF TOTAL FORCES AND MOMENTS IN GLOBAL COORDINATES *****

FX = 475521.6
FY = -89264.01
FZ = -38617.81
MX = -977959.9
MY = 0.1262288E+08
MZ = 7185755.

SUMMATION POINT= 0.0000 -45.000 -1038.0
next strip x = 102 to 306 Lines B to C

Select all nodes in pad only

ESEL FOR LABEL= TYPE FROM 1 TO 1 BY 1

9056 ELEMENTS (OF 15348 DEFINED) SELECTED BY ESEL COMMAND.

SELECT ALL NODES HAVING ANY ELEMENT IN ELEMENT SET.

11550 NODES (OF 17051 DEFINED) SELECTED FROM
9056 SELECTED ELEMENTS BY NELE COMMAND.

select strip Z direction

RESELECT FOR ITEM=LOC COMPONENT=X BETWEEN 101.90 AND 306.10
KABS= 0. TOLERANCE= 0.204200E-05

3000 NODES (OF 17051 DEFINED) SELECTED BY NSEL COMMAND.

SELECT ONLY ELEMENTS COMPLETELY CONTAINED WITHIN NODE SET.



Appendix FC-1 to Calculation PGE-009-CALC-003

2830 ELEMENTS (OF 15348 DEFINED) SELECTED FROM
3000 SELECTED NODES BY ENOD COMMAND.

Internal forces at Z = 222.0 LINE 10

RESELECT FOR ITEM=LOC COMPONENT=Z BETWEEN 221.90 AND 222.10
KABS= 0. TOLERANCE= 0.200000E-08

25 NODES (OF 17051 DEFINED) SELECTED BY NSEL COMMAND.

NODE FOR MOMENT SUMMATION= 0
MOMENT SUMMATION LOCATION= 204.000 -45.0000 222.000

***** SUMMATION OF TOTAL FORCES AND MOMENTS IN GLOBAL COORDINATES *****

FX = 652421.8
FY = -127868.1
FZ = 91044.20
MX = -3706622.
MY = -0.1963293E+08
MZ = 4691533.

SUMMATION POINT= 204.00 -45.000 222.00

SELECT ALL NODES HAVING ANY ELEMENT IN ELEMENT SET.

3000 NODES (OF 17051 DEFINED) SELECTED FROM
2830 SELECTED ELEMENTS BY NELE COMMAND.

Internal forces at Z = 162.0 LINE 9

RESELECT FOR ITEM=LOC COMPONENT=Z BETWEEN -1038.1 AND 162.10
KABS= 0. TOLERANCE= 0.120020E-04

2975 NODES (OF 17051 DEFINED) SELECTED BY NSEL COMMAND.

SELECT ONLY ELEMENTS COMPLETELY CONTAINED WITHIN NODE SET.

2810 ELEMENTS (OF 15348 DEFINED) SELECTED FROM
2975 SELECTED NODES BY ENOD COMMAND.

RESELECT FOR ITEM=LOC COMPONENT=Z BETWEEN 161.90 AND 162.10
KABS= 0. TOLERANCE= 0.200000E-08

25 NODES (OF 17051 DEFINED) SELECTED BY NSEL COMMAND.

NODE FOR MOMENT SUMMATION= 0
MOMENT SUMMATION LOCATION= 204.000 -45.0000 162.000

***** SUMMATION OF TOTAL FORCES AND MOMENTS IN GLOBAL COORDINATES *****

FX = 593305.6



Appendix FC-1 to Calculation PGE-009-CALC-003

FY = -119503.7
 FZ = 123475.2
 MX = 1073714.
 MY = -0.1717192E+08
 MZ = -6028899.

SUMMATION POINT= 204.00 -45.000 162.00

SELECT ALL NODES HAVING ANY ELEMENT IN ELEMENT SET.

2975 NODES (OF 17051 DEFINED) SELECTED FROM
 2810 SELECTED ELEMENTS BY NELE COMMAND.

Internal forces at Z = 102.0 LINE 8

RESELECT FOR ITEM=LOC COMPONENT=Z BETWEEN -1038.1 AND 102.10
 KABS= 0. TOLERANCE= 0.114020E-04

2950 NODES (OF 17051 DEFINED) SELECTED BY NSEL COMMAND.

SELECT ONLY ELEMENTS COMPLETELY CONTAINED WITHIN NODE SET.

2790 ELEMENTS (OF 15348 DEFINED) SELECTED FROM
 2950 SELECTED NODES BY ENOD COMMAND.

RESELECT FOR ITEM=LOC COMPONENT=Z BETWEEN 101.90 AND 102.10
 KABS= 0. TOLERANCE= 0.200000E-08

25 NODES (OF 17051 DEFINED) SELECTED BY NSEL COMMAND.

NODE FOR MOMENT SUMMATION= 0
 MOMENT SUMMATION LOCATION= 204.000 -45.0000 102.000

***** SUMMATION OF TOTAL FORCES AND MOMENTS IN GLOBAL COORDINATES *****
 FX = 644331.3
 FY = -106947.6
 FZ = 144978.9
 MX = 5903260.
 MY = -0.1258046E+08
 MZ = -0.1004615E+08

SUMMATION POINT= 204.00 -45.000 102.00

SELECT ALL NODES HAVING ANY ELEMENT IN ELEMENT SET.

2950 NODES (OF 17051 DEFINED) SELECTED FROM
 2790 SELECTED ELEMENTS BY NELE COMMAND.

Internal forces at Z = -102.0 LINE 7

RESELECT FOR ITEM=LOC COMPONENT=Z BETWEEN -1038.1 AND -101.90



Appendix FC-1 to Calculation PGE-009-CALC-003

```
KABS= 0. TOLERANCE= 0.936200E-05

2375 NODES (OF 17051 DEFINED) SELECTED BY NSEL COMMAND.

SELECT ONLY ELEMENTS COMPLETELY CONTAINED WITHIN NODE SET.

2240 ELEMENTS (OF 15348 DEFINED) SELECTED FROM
2375 SELECTED NODES BY ENOD COMMAND.

RESELECT FOR ITEM=LOC COMPONENT=Z BETWEEN -102.10 AND -101.90
KABS= 0. TOLERANCE= 0.200000E-08

25 NODES (OF 17051 DEFINED) SELECTED BY NSEL COMMAND.

NODE FOR MOMENT SUMMATION= 0
MOMENT SUMMATION LOCATION= 204.000 -45.0000 -102.000

***** SUMMATION OF TOTAL FORCES AND MOMENTS IN GLOBAL COORDINATES *****
FX = 407319.6
FY = -31402.49
FZ = 318485.0
MX = 9232858.
MY = -4715489.
MZ = -6687795.

SUMMATION POINT= 204.00 -45.000 -102.00

SELECT ALL NODES HAVING ANY ELEMENT IN ELEMENT SET.

2375 NODES (OF 17051 DEFINED) SELECTED FROM
2240 SELECTED ELEMENTS BY NELE COMMAND.

Internal forces at Z = -306.0 LINE 6

RESELECT FOR ITEM=LOC COMPONENT=Z BETWEEN -1038.1 AND -305.90
KABS= 0. TOLERANCE= 0.732200E-05

1800 NODES (OF 17051 DEFINED) SELECTED BY NSEL COMMAND.

SELECT ONLY ELEMENTS COMPLETELY CONTAINED WITHIN NODE SET.

1690 ELEMENTS (OF 15348 DEFINED) SELECTED FROM
1800 SELECTED NODES BY ENOD COMMAND.

RESELECT FOR ITEM=LOC COMPONENT=Z BETWEEN -306.10 AND -305.90
KABS= 0. TOLERANCE= 0.200000E-08

25 NODES (OF 17051 DEFINED) SELECTED BY NSEL COMMAND.

NODE FOR MOMENT SUMMATION= 0
MOMENT SUMMATION LOCATION= 204.000 -45.0000 -306.000
```



Appendix FC-1 to Calculation PGE-009-CALC-003

***** SUMMATION OF TOTAL FORCES AND MOMENTS IN GLOBAL COORDINATES *****

FX = 152662.0
 FY = -26025.12
 FZ = 383556.8
 MX = 8121906.
 MY = 2433858.
 MZ = -5647601.

SUMMATION POINT= 204.00 -45.000 -306.00

SELECT ALL NODES HAVING ANY ELEMENT IN ELEMENT SET.

1800 NODES (OF 17051 DEFINED) SELECTED FROM
 1690 SELECTED ELEMENTS BY NELE COMMAND.

Internal forces at Z = -510.0 LINE 5

RESELECT FOR ITEM=LOC COMPONENT=Z BETWEEN -1038.1 AND -509.90
 KABS= 0. TOLERANCE= 0.528200E-05

1225 NODES (OF 17051 DEFINED) SELECTED BY NSEL COMMAND.

SELECT ONLY ELEMENTS COMPLETELY CONTAINED WITHIN NODE SET.

1140 ELEMENTS (OF 15348 DEFINED) SELECTED FROM
 1225 SELECTED NODES BY ENOD COMMAND.

RESELECT FOR ITEM=LOC COMPONENT=Z BETWEEN -510.10 AND -509.90
 KABS= 0. TOLERANCE= 0.200000E-08

25 NODES (OF 17051 DEFINED) SELECTED BY NSEL COMMAND.

NODE FOR MOMENT SUMMATION= 0
 MOMENT SUMMATION LOCATION= 204.000 -45.0000 -510.000

***** SUMMATION OF TOTAL FORCES AND MOMENTS IN GLOBAL COORDINATES *****

FX = -89964.75
 FY = -28304.00
 FZ = 373753.4
 MX = 8376861.
 MY = 7144837.
 MZ = -4696126.

SUMMATION POINT= 204.00 -45.000 -510.00

SELECT ALL NODES HAVING ANY ELEMENT IN ELEMENT SET.

1225 NODES (OF 17051 DEFINED) SELECTED FROM
 1140 SELECTED ELEMENTS BY NELE COMMAND.

Internal forces at Z = -714.0 LINE 4

Appendix FC-1 to Calculation PGE-009-CALC-003

RESELECT FOR ITEM=LOC COMPONENT=Z BETWEEN -1038.1 AND -713.90
KABS= 0. TOLERANCE= 0.324200E-05

650 NODES (OF 17051 DEFINED) SELECTED BY NSEL COMMAND.

SELECT ONLY ELEMENTS COMPLETELY CONTAINED WITHIN NODE SET.

590 ELEMENTS (OF 15348 DEFINED) SELECTED FROM
650 SELECTED NODES BY ENOD COMMAND.

RESELECT FOR ITEM=LOC COMPONENT=Z BETWEEN -714.10 AND -713.90
KABS= 0. TOLERANCE= 0.200000E-08

25 NODES (OF 17051 DEFINED) SELECTED BY NSEL COMMAND.

NODE FOR MOMENT SUMMATION= 0
MOMENT SUMMATION LOCATION= 204.000 -45.0000 -714.000

***** SUMMATION OF TOTAL FORCES AND MOMENTS IN GLOBAL COORDINATES *****

FX = -345448.1
FY = -17482.28
FZ = 289295.9
MX = 9953764.
MY = 9905408.
MZ = -3226311.

SUMMATION POINT= 204.00 -45.000 -714.00

SELECT ALL NODES HAVING ANY ELEMENT IN ELEMENT SET.

650 NODES (OF 17051 DEFINED) SELECTED FROM
590 SELECTED ELEMENTS BY NELE COMMAND.

Internal forces at Z = -918.0 LINE 3

RESELECT FOR ITEM=LOC COMPONENT=Z BETWEEN -1038.1 AND -917.90
KABS= 0. TOLERANCE= 0.120200E-05

75 NODES (OF 17051 DEFINED) SELECTED BY NSEL COMMAND.

SELECT ONLY ELEMENTS COMPLETELY CONTAINED WITHIN NODE SET.

40 ELEMENTS (OF 15348 DEFINED) SELECTED FROM
75 SELECTED NODES BY ENOD COMMAND.

RESELECT FOR ITEM=LOC COMPONENT=Z BETWEEN -918.10 AND -917.90
KABS= 0. TOLERANCE= 0.200000E-08

25 NODES (OF 17051 DEFINED) SELECTED BY NSEL COMMAND.

NODE FOR MOMENT SUMMATION= 0



**ENERCON
SERVICES, INC.**

Appendix FC-1 to Calculation PGE-009-CALC-003

MOMENT SUMMATION LOCATION= 204.000 -45.0000 -918.000

***** SUMMATION OF TOTAL FORCES AND MOMENTS IN GLOBAL COORDINATES *****

FX = -515915.7
FY = 42595.70
FZ = 123453.0
MX = 5921344.
MY = 0.1611579E+08
MZ = 6070044.

SUMMATION POINT= 204.00 -45.000 -918.00

SELECT ALL NODES HAVING ANY ELEMENT IN ELEMENT SET.

75 NODES (OF 17051 DEFINED) SELECTED FROM
40 SELECTED ELEMENTS BY NELE COMMAND.

Internal forces at Z = -978.0 LINE 2

RESELECT FOR ITEM=LOC COMPONENT=Z BETWEEN -1038.1 AND -977.90
KABS= 0. TOLERANCE= 0.602000E-06

50 NODES (OF 17051 DEFINED) SELECTED BY NSEL COMMAND.

SELECT ONLY ELEMENTS COMPLETELY CONTAINED WITHIN NODE SET.

20 ELEMENTS (OF 15348 DEFINED) SELECTED FROM
50 SELECTED NODES BY ENOD COMMAND.

RESELECT FOR ITEM=LOC COMPONENT=Z BETWEEN -978.10 AND -977.90
KABS= 0. TOLERANCE= 0.200000E-08

25 NODES (OF 17051 DEFINED) SELECTED BY NSEL COMMAND.

NODE FOR MOMENT SUMMATION= 0
MOMENT SUMMATION LOCATION= 204.000 -45.0000 -978.000

***** SUMMATION OF TOTAL FORCES AND MOMENTS IN GLOBAL COORDINATES *****

FX = -574963.5
FY = 51142.99
FZ = 90943.43
MX = 1664371.
MY = 0.1719938E+08
MZ = -4697277.

SUMMATION POINT= 204.00 -45.000 -978.00

SELECT ALL NODES HAVING ANY ELEMENT IN ELEMENT SET.

50 NODES (OF 17051 DEFINED) SELECTED FROM
20 SELECTED ELEMENTS BY NELE COMMAND.



Appendix FC-1 to Calculation PGE-009-CALC-003

Internal forces at Z = -1038.0 LINE 1

RESELECT FOR ITEM=LOC COMPONENT=Z BETWEEN -1038.1 AND -1037.9
KABS= 0. TOLERANCE= 0.200000E-08

25 NODES (OF 17051 DEFINED) SELECTED BY NSEL COMMAND.

NODE FOR MOMENT SUMMATION= 0
MOMENT SUMMATION LOCATION= 204.000 -45.0000 -1038.00

***** SUMMATION OF TOTAL FORCES AND MOMENTS IN GLOBAL COORDINATES *****

FX = 652228.5

FY = -127643.0

FZ = -90943.43

MX = 3699209.

MY = 0.1961638E+08

MZ = 4697277.

SUMMATION POINT= 204.00 -45.000 -1038.0

next strip x = 306 to 510 Lines C to D

Select all nodes in pad only

ESEL FOR LABEL= TYPE FROM 1 TO 1 BY 1

9056 ELEMENTS (OF 15348 DEFINED) SELECTED BY ESEL COMMAND.

SELECT ALL NODES HAVING ANY ELEMENT IN ELEMENT SET.

11550 NODES (OF 17051 DEFINED) SELECTED FROM

9056 SELECTED ELEMENTS BY NELE COMMAND.

select strip Z direction

RESELECT FOR ITEM=LOC COMPONENT=X BETWEEN 305.90 AND 510.10
KABS= 0. TOLERANCE= 0.204200E-05

3000 NODES (OF 17051 DEFINED) SELECTED BY NSEL COMMAND.

SELECT ONLY ELEMENTS COMPLETELY CONTAINED WITHIN NODE SET.

2830 ELEMENTS (OF 15348 DEFINED) SELECTED FROM

3000 SELECTED NODES BY ENOD COMMAND.

Internal forces at Z = 222.0 LINE 10

RESELECT FOR ITEM=LOC COMPONENT=Z BETWEEN 221.90 AND 222.10
KABS= 0. TOLERANCE= 0.200000E-08



Appendix FC-1 to Calculation PGE-009-CALC-003

```

25  NODES (OF      17051  DEFINED) SELECTED BY  NSEL  COMMAND.

NODE FOR MOMENT SUMMATION=          0
MOMENT SUMMATION LOCATION=  408.000      -45.0000      222.000

***** SUMMATION OF TOTAL      FORCES AND MOMENTS IN GLOBAL COORDINATES *****
FX  =   686009.3
FY  =  -152281.4
FZ  =   129660.7
MX  =  -6061128.
MY  =  -0.1971151E+08
MZ  =   8718828.

SUMMATION POINT=  408.00      -45.000      222.00

SELECT      ALL NODES HAVING ANY ELEMENT IN ELEMENT SET.

3000 NODES (OF      17051  DEFINED) SELECTED FROM
2830 SELECTED ELEMENTS BY NELE COMMAND.

Internal forces at Z = 162.0 LINE 9

RESELECT    FOR ITEM=LOC  COMPONENT=Z      BETWEEN -1038.1      AND      162.10
KABS=  0.  TOLERANCE=  0.120020E-04

2975  NODES (OF      17051  DEFINED) SELECTED BY  NSEL  COMMAND.

SELECT      ONLY ELEMENTS COMPLETELY CONTAINED WITHIN NODE SET.

2810 ELEMENTS (OF      15348  DEFINED) SELECTED FROM
2975 SELECTED NODES BY  ENOD  COMMAND.

RESELECT    FOR ITEM=LOC  COMPONENT=Z      BETWEEN  161.90      AND      162.10
KABS=  0.  TOLERANCE=  0.200000E-08

25  NODES (OF      17051  DEFINED) SELECTED BY  NSEL  COMMAND.

NODE FOR MOMENT SUMMATION=          0
MOMENT SUMMATION LOCATION=  408.000      -45.0000      162.000

***** SUMMATION OF TOTAL      FORCES AND MOMENTS IN GLOBAL COORDINATES *****
FX  =   609482.5
FY  =  -116961.4
FZ  =   122259.3
MX  =   395995.7
MY  =  -0.1721477E+08
MZ  =  -4508587.

SUMMATION POINT=  408.00      -45.000      162.00

SELECT      ALL NODES HAVING ANY ELEMENT IN ELEMENT SET.

```



2975 NODES (OF 17051 DEFINED) SELECTED FROM
2810 SELECTED ELEMENTS BY NELE COMMAND.

Internal forces at Z = 102.0 LINE 8

RESELECT FOR ITEM=LOC COMPONENT=Z BETWEEN -1038.1 AND 102.10
KABS= 0. TOLERANCE= 0.114020E-04

2950 NODES (OF 17051 DEFINED) SELECTED BY NSEL COMMAND.

SELECT ONLY ELEMENTS COMPLETELY CONTAINED WITHIN NODE SET.

2790 ELEMENTS (OF 15348 DEFINED) SELECTED FROM
2950 SELECTED NODES BY ENOD COMMAND.

RESELECT FOR ITEM=LOC COMPONENT=Z BETWEEN 101.90 AND 102.10
KABS= 0. TOLERANCE= 0.200000E-08

25 NODES (OF 17051 DEFINED) SELECTED BY NSEL COMMAND.

NODE FOR MOMENT SUMMATION= 0
MOMENT SUMMATION LOCATION= 408.000 -45.0000 102.000

***** SUMMATION OF TOTAL FORCES AND MOMENTS IN GLOBAL COORDINATES *****
FX = 648928.3
FY = -88182.89
FZ = 106397.0
MX = 4849006.
MY = -0.1239154E+08
MZ = -9690762.

SUMMATION POINT= 408.00 -45.000 102.00

SELECT ALL NODES HAVING ANY ELEMENT IN ELEMENT SET.

2950 NODES (OF 17051 DEFINED) SELECTED FROM
2790 SELECTED ELEMENTS BY NELE COMMAND.

Internal forces at Z = -102.0 LINE 7

RESELECT FOR ITEM=LOC COMPONENT=Z BETWEEN -1038.1 AND -101.90
KABS= 0. TOLERANCE= 0.936200E-05

2375 NODES (OF 17051 DEFINED) SELECTED BY NSEL COMMAND.

SELECT ONLY ELEMENTS COMPLETELY CONTAINED WITHIN NODE SET.

2240 ELEMENTS (OF 15348 DEFINED) SELECTED FROM
2375 SELECTED NODES BY ENOD COMMAND.

RESELECT FOR ITEM=LOC COMPONENT=Z BETWEEN -102.10 AND -101.90



Appendix FC-1 to Calculation PGE-009-CALC-003

KABS= 0. TOLERANCE= 0.200000E-08

25 NODES (OF 17051 DEFINED) SELECTED BY NSEL COMMAND.

NODE FOR MOMENT SUMMATION= 0
MOMENT SUMMATION LOCATION= 408.000 -45.0000 -102.000

***** SUMMATION OF TOTAL FORCES AND MOMENTS IN GLOBAL COORDINATES *****

FX = 394824.3
FY = -23332.63
FZ = 88655.23
MX = 6862494.
MY = -3858302.
MZ = -6112065.

SUMMATION POINT= 408.00 -45.000 -102.00

SELECT ALL NODES HAVING ANY ELEMENT IN ELEMENT SET.

2375 NODES (OF 17051 DEFINED) SELECTED FROM
2240 SELECTED ELEMENTS BY NELE COMMAND.

Internal forces at Z = -306.0 LINE 6

RESELECT FOR ITEM=LOC COMPONENT=Z BETWEEN -1038.1 AND -305.90
KABS= 0. TOLERANCE= 0.732200E-05

1800 NODES (OF 17051 DEFINED) SELECTED BY NSEL COMMAND.

SELECT ONLY ELEMENTS COMPLETELY CONTAINED WITHIN NODE SET.

1690 ELEMENTS (OF 15348 DEFINED) SELECTED FROM
1800 SELECTED NODES BY ENOD COMMAND.

RESELECT FOR ITEM=LOC COMPONENT=Z BETWEEN -306.10 AND -305.90
KABS= 0. TOLERANCE= 0.200000E-08

25 NODES (OF 17051 DEFINED) SELECTED BY NSEL COMMAND.

NODE FOR MOMENT SUMMATION= 0
MOMENT SUMMATION LOCATION= 408.000 -45.0000 -306.000

***** SUMMATION OF TOTAL FORCES AND MOMENTS IN GLOBAL COORDINATES *****

FX = 146120.9
FY = -23057.16
FZ = 41804.54
MX = 5033766.
MY = 3031444.
MZ = -5599677.

SUMMATION POINT= 408.00 -45.000 -306.00



Appendix FC-1 to Calculation PGE-009-CALC-003

SELECT ALL NODES HAVING ANY ELEMENT IN ELEMENT SET.

1800 NODES (OF 17051 DEFINED) SELECTED FROM
1690 SELECTED ELEMENTS BY NELE COMMAND.

Internal forces at Z = -510.0 LINE 5

RESELECT FOR ITEM=LOC COMPONENT=Z BETWEEN -1038.1 AND -509.90
KABS= 0. TOLERANCE= 0.528200E-05

1225 NODES (OF 17051 DEFINED) SELECTED BY NSEL COMMAND.

SELECT ONLY ELEMENTS COMPLETELY CONTAINED WITHIN NODE SET.

1140 ELEMENTS (OF 15348 DEFINED) SELECTED FROM
1225 SELECTED NODES BY ENOD COMMAND.

RESELECT FOR ITEM=LOC COMPONENT=Z BETWEEN -510.10 AND -509.90
KABS= 0. TOLERANCE= 0.200000E-08

25 NODES (OF 17051 DEFINED) SELECTED BY NSEL COMMAND.

NODE FOR MOMENT SUMMATION= 0
MOMENT SUMMATION LOCATION= 408.000 -45.0000 -510.000

***** SUMMATION OF TOTAL FORCES AND MOMENTS IN GLOBAL COORDINATES *****

FX = -86884.23
FY = -27929.83
FZ = 45883.65
MX = 5228107.
MY = 7573780.
MZ = -5277149.

SUMMATION POINT= 408.00 -45.000 -510.00

SELECT ALL NODES HAVING ANY ELEMENT IN ELEMENT SET.

1225 NODES (OF 17051 DEFINED) SELECTED FROM
1140 SELECTED ELEMENTS BY NELE COMMAND.

Internal forces at Z = -714.0 LINE 4

RESELECT FOR ITEM=LOC COMPONENT=Z BETWEEN -1038.1 AND -713.90
KABS= 0. TOLERANCE= 0.324200E-05

650 NODES (OF 17051 DEFINED) SELECTED BY NSEL COMMAND.

SELECT ONLY ELEMENTS COMPLETELY CONTAINED WITHIN NODE SET.

590 ELEMENTS (OF 15348 DEFINED) SELECTED FROM
650 SELECTED NODES BY ENOD COMMAND.



Appendix FC-1 to Calculation PGE-009-CALC-003

RESELECT FOR ITEM=LOC COMPONENT=Z BETWEEN -714.10 AND -713.90
 KABS= 0. TOLERANCE= 0.200000E-08

25 NODES (OF 17051 DEFINED) SELECTED BY NSEL COMMAND.

NODE FOR MOMENT SUMMATION= 0
 MOMENT SUMMATION LOCATION= 408.000 -45.0000 -714.000

***** SUMMATION OF TOTAL FORCES AND MOMENTS IN GLOBAL COORDINATES *****

FX = -338797.5
 FY = -15752.83
 FZ = 101657.3
 MX = 7341382.
 MY = 0.1039685E+08
 MZ = -4432998.

SUMMATION POINT= 408.00 -45.000 -714.00

SELECT ALL NODES HAVING ANY ELEMENT IN ELEMENT SET.

650 NODES (OF 17051 DEFINED) SELECTED FROM
 590 SELECTED ELEMENTS BY NELE COMMAND.

Internal forces at Z = -918.0 LINE 3

RESELECT FOR ITEM=LOC COMPONENT=Z BETWEEN -1038.1 AND -917.90
 KABS= 0. TOLERANCE= 0.120200E-05

75 NODES (OF 17051 DEFINED) SELECTED BY NSEL COMMAND.

SELECT ONLY ELEMENTS COMPLETELY CONTAINED WITHIN NODE SET.

40 ELEMENTS (OF 15348 DEFINED) SELECTED FROM
 75 SELECTED NODES BY ENOD COMMAND.

RESELECT FOR ITEM=LOC COMPONENT=Z BETWEEN -918.10 AND -917.90
 KABS= 0. TOLERANCE= 0.200000E-08

25 NODES (OF 17051 DEFINED) SELECTED BY NSEL COMMAND.

NODE FOR MOMENT SUMMATION= 0
 MOMENT SUMMATION LOCATION= 408.000 -45.0000 -918.000

***** SUMMATION OF TOTAL FORCES AND MOMENTS IN GLOBAL COORDINATES *****

FX = -532204.3
 FY = 40225.14
 FZ = 122275.3
 MX = 5107146.
 MY = 0.1704226E+08
 MZ = 4526164.



Appendix FC-1 to Calculation PGE-009-CALC-003

SUMMATION POINT= 408.00 -45.000 -918.00

SELECT ALL NODES HAVING ANY ELEMENT IN ELEMENT SET.

75 NODES (OF 17051 DEFINED) SELECTED FROM
40 SELECTED ELEMENTS BY NELE COMMAND.

Internal forces at Z = -978.0 LINE 2

RESELECT FOR ITEM=LOC COMPONENT=Z BETWEEN -1038.1 AND -977.90
KABS= 0. TOLERANCE= 0.602000E-06

50 NODES (OF 17051 DEFINED) SELECTED BY NSEL COMMAND.

SELECT ONLY ELEMENTS COMPLETELY CONTAINED WITHIN NODE SET.

20 ELEMENTS (OF 15348 DEFINED) SELECTED FROM
50 SELECTED NODES BY ENOD COMMAND.

RESELECT FOR ITEM=LOC COMPONENT=Z BETWEEN -978.10 AND -977.90
KABS= 0. TOLERANCE= 0.200000E-08

25 NODES (OF 17051 DEFINED) SELECTED BY NSEL COMMAND.

NODE FOR MOMENT SUMMATION= 0
MOMENT SUMMATION LOCATION= 408.000 -45.0000 -978.000

***** SUMMATION OF TOTAL FORCES AND MOMENTS IN GLOBAL COORDINATES *****

FX = -608726.2
FY = 75743.26
FZ = 129645.4
MX = 780213.1
MY = 0.1913503E+08
MZ = -8716782.

SUMMATION POINT= 408.00 -45.000 -978.00

SELECT ALL NODES HAVING ANY ELEMENT IN ELEMENT SET.

50 NODES (OF 17051 DEFINED) SELECTED FROM
20 SELECTED ELEMENTS BY NELE COMMAND.

Internal forces at Z = -1038.0 LINE 1

RESELECT FOR ITEM=LOC COMPONENT=Z BETWEEN -1038.1 AND -1037.9
KABS= 0. TOLERANCE= 0.200000E-08

25 NODES (OF 17051 DEFINED) SELECTED BY NSEL COMMAND.

NODE FOR MOMENT SUMMATION= 0
MOMENT SUMMATION LOCATION= 408.000 -45.0000 -1038.00



ENERCON
SERVICES, INC.

Appendix FC-1 to Calculation PGE-009-CALC-003

***** SUMMATION OF TOTAL FORCES AND MOMENTS IN GLOBAL COORDINATES *****

FX = 685991.2
FY = -152243.3
FZ = -129645.4
MX = 6059382.
MY = 0.1970649E+08
MZ = 8716782.

SUMMATION POINT= 408.00 -45.000 -1038.0
next strip x = 510 to 714 Lines D to E

Select all nodes in pad only

ESEL FOR LABEL= TYPE FROM 1 TO 1 BY 1

9056 ELEMENTS (OF 15348 DEFINED) SELECTED BY ESEL COMMAND.

SELECT ALL NODES HAVING ANY ELEMENT IN ELEMENT SET.

11550 NODES (OF 17051 DEFINED) SELECTED FROM
9056 SELECTED ELEMENTS BY NELE COMMAND.

select strip Z direction

RESELECT FOR ITEM=LOC COMPONENT=X BETWEEN 509.90 AND 714.10
KABS= 0. TOLERANCE= 0.204200E-05

3000 NODES (OF 17051 DEFINED) SELECTED BY NSEL COMMAND.

SELECT ONLY ELEMENTS COMPLETELY CONTAINED WITHIN NODE SET.

2830 ELEMENTS (OF 15348 DEFINED) SELECTED FROM
3000 SELECTED NODES BY ENOD COMMAND.

Internal forces at Z = 222.0 LINE 10

RESELECT FOR ITEM=LOC COMPONENT=Z BETWEEN 221.90 AND 222.10
KABS= 0. TOLERANCE= 0.200000E-08

25 NODES (OF 17051 DEFINED) SELECTED BY NSEL COMMAND.

NODE FOR MOMENT SUMMATION= 0
MOMENT SUMMATION LOCATION= 612.000 -45.0000 222.000

***** SUMMATION OF TOTAL FORCES AND MOMENTS IN GLOBAL COORDINATES *****

FX = 644400.8
FY = -143480.9
FZ = 140044.3
MX = -9185582.



ENERCON
SERVICES, INC.

Appendix FC-1 to Calculation PGE-009-CALC-003

MY = -0.1769102E+08
MZ = 9908219.

SUMMATION POINT= 612.00 -45.000 222.00

SELECT ALL NODES HAVING ANY ELEMENT IN ELEMENT SET.

3000 NODES (OF 17051 DEFINED) SELECTED FROM
2830 SELECTED ELEMENTS BY NELE COMMAND.

Internal forces at Z = 162.0 LINE 9

RESELECT FOR ITEM=LOC COMPONENT=Z BETWEEN -1038.1 AND 162.10
KABS= 0. TOLERANCE= 0.120020E-04

2975 NODES (OF 17051 DEFINED) SELECTED BY NSEL COMMAND.

SELECT ONLY ELEMENTS COMPLETELY CONTAINED WITHIN NODE SET.

2810 ELEMENTS (OF 15348 DEFINED) SELECTED FROM
2975 SELECTED NODES BY ENOD COMMAND.

RESELECT FOR ITEM=LOC COMPONENT=Z BETWEEN 161.90 AND 162.10
KABS= 0. TOLERANCE= 0.200000E-08

25 NODES (OF 17051 DEFINED) SELECTED BY NSEL COMMAND.

NODE FOR MOMENT SUMMATION= 0
MOMENT SUMMATION LOCATION= 612.000 -45.0000 162.000

***** SUMMATION OF TOTAL FORCES AND MOMENTS IN GLOBAL COORDINATES *****

FX = 420460.6
FY = -150936.2
FZ = 19444.90
MX = -4240410.
MY = -6597323.
MZ = -6377886.

SUMMATION POINT= 612.00 -45.000 162.00

SELECT ALL NODES HAVING ANY ELEMENT IN ELEMENT SET.

2975 NODES (OF 17051 DEFINED) SELECTED FROM
2810 SELECTED ELEMENTS BY NELE COMMAND.

Internal forces at Z = 102.0 LINE 8

RESELECT FOR ITEM=LOC COMPONENT=Z BETWEEN -1038.1 AND 102.10
KABS= 0. TOLERANCE= 0.114020E-04

2950 NODES (OF 17051 DEFINED) SELECTED BY NSEL COMMAND.



Appendix FC-1 to Calculation PGE-009-CALC-003

SELECT ONLY ELEMENTS COMPLETELY CONTAINED WITHIN NODE SET.

2790 ELEMENTS (OF 15348 DEFINED) SELECTED FROM
2950 SELECTED NODES BY ENOD COMMAND.

RESELECT FOR ITEM=LOC COMPONENT=Z BETWEEN 101.90 AND 102.10
KABS= 0. TOLERANCE= 0.200000E-08

25 NODES (OF 17051 DEFINED) SELECTED BY NSEL COMMAND.

NODE FOR MOMENT SUMMATION= 0
MOMENT SUMMATION LOCATION= 612.000 -45.0000 102.000

***** SUMMATION OF TOTAL FORCES AND MOMENTS IN GLOBAL COORDINATES *****

FX = 413163.2
FY = -171804.6
FZ = -102708.7
MX = 1543524.
MY = -1262393.
MZ = -0.1546361E+08

SUMMATION POINT= 612.00 -45.000 102.00.

SELECT ALL NODES HAVING ANY ELEMENT IN ELEMENT SET.

2950 NODES (OF 17051 DEFINED) SELECTED FROM
2790 SELECTED ELEMENTS BY NELE COMMAND.

Internal forces at Z = -102.0 LINE 7

RESELECT FOR ITEM=LOC COMPONENT=Z BETWEEN -1038.1 AND -101.90
KABS= 0. TOLERANCE= 0.936200E-05

2375 NODES (OF 17051 DEFINED) SELECTED BY NSEL COMMAND.

SELECT ONLY ELEMENTS COMPLETELY CONTAINED WITHIN NODE SET.

2240 ELEMENTS (OF 15348 DEFINED) SELECTED FROM
2375 SELECTED NODES BY ENOD COMMAND.

RESELECT FOR ITEM=LOC COMPONENT=Z BETWEEN -102.10 AND -101.90
KABS= 0. TOLERANCE= 0.200000E-08

25 NODES (OF 17051 DEFINED) SELECTED BY NSEL COMMAND.

NODE FOR MOMENT SUMMATION= 0
MOMENT SUMMATION LOCATION= 612.000 -45.0000 -102.000

***** SUMMATION OF TOTAL FORCES AND MOMENTS IN GLOBAL COORDINATES *****

FX = 238774.7
FY = -60069.65



Appendix FC-1 to Calculation PGE-009-CALC-003

FZ = -291139.3
MX = 3417829.
MY = 2106248.
MZ = -8240993.

SUMMATION POINT= 612.00 -45.000 -102.00

SELECT ALL NODES HAVING ANY ELEMENT IN ELEMENT SET.

2375 NODES (OF 17051 DEFINED) SELECTED FROM
2240 SELECTED ELEMENTS BY NELE COMMAND.

Internal forces at Z = -306.0 LINE 6

RESELECT FOR ITEM=LOC COMPONENT=Z BETWEEN -1038.1 AND -305.90
KABS= 0. TOLERANCE= 0.732200E-05

1800 NODES (OF 17051 DEFINED) SELECTED BY NSEL COMMAND.

SELECT ONLY ELEMENTS COMPLETELY CONTAINED WITHIN NODE SET.

1690 ELEMENTS (OF 15348 DEFINED) SELECTED FROM
1800 SELECTED NODES BY ENOD COMMAND.

RESELECT FOR ITEM=LOC COMPONENT=Z BETWEEN -306.10 AND -305.90
KABS= 0. TOLERANCE= 0.200000E-08

25 NODES (OF 17051 DEFINED) SELECTED BY NSEL COMMAND.

NODE FOR MOMENT SUMMATION= 0
MOMENT SUMMATION LOCATION= 612.000 -45.0000 -306.000

***** SUMMATION OF TOTAL FORCES AND MOMENTS IN GLOBAL COORDINATES *****

FX = 109162.9
FY = -52227.79
FZ = -401663.8
MX = 764098.0
MY = 4993299.
MZ = -7385459.

SUMMATION POINT= 612.00 -45.000 -306.00

SELECT ALL NODES HAVING ANY ELEMENT IN ELEMENT SET.

1800 NODES (OF 17051 DEFINED) SELECTED FROM
1690 SELECTED ELEMENTS BY NELE COMMAND.

Internal forces at Z = -510.0 LINE 5

RESELECT FOR ITEM=LOC COMPONENT=Z BETWEEN -1038.1 AND -509.90
KABS= 0. TOLERANCE= 0.528200E-05



Appendix FC-1 to Calculation PGE-009-CALC-003

1225 NODES (OF 17051 DEFINED) SELECTED BY NSEL COMMAND.
 SELECT ONLY ELEMENTS COMPLETELY CONTAINED WITHIN NODE SET.
 1140 ELEMENTS (OF 15348 DEFINED) SELECTED FROM
 1225 SELECTED NODES BY ENOD COMMAND.
 RESELECT FOR ITEM=LOC COMPONENT=Z BETWEEN -510.10 AND -509.90
 KABS= 0. TOLERANCE= 0.200000E-08
 25 NODES (OF 17051 DEFINED) SELECTED BY NSEL COMMAND.
 NODE FOR MOMENT SUMMATION= 0
 MOMENT SUMMATION LOCATION= 612.000 -45.0000 -510.000
 ***** SUMMATION OF TOTAL FORCES AND MOMENTS IN GLOBAL COORDINATES *****
 FX = -11669.04
 FY = -54469.13
 FZ = -389752.6
 MX = 1073675.
 MY = 7406564.
 MZ = -6970118.
 SUMMATION POINT= 612.00 -45.000 -510.00
 SELECT ALL NODES HAVING ANY ELEMENT IN ELEMENT SET.
 1225 NODES (OF 17051 DEFINED) SELECTED FROM
 1140 SELECTED ELEMENTS BY NELE COMMAND.
 Internal forces at Z = -714.0 LINE 4
 RESELECT FOR ITEM=LOC COMPONENT=Z BETWEEN -1038.1 AND -713.90
 KABS= 0. TOLERANCE= 0.324200E-05
 650 NODES (OF 17051 DEFINED) SELECTED BY NSEL COMMAND.
 SELECT ONLY ELEMENTS COMPLETELY CONTAINED WITHIN NODE SET.
 590 ELEMENTS (OF 15348 DEFINED) SELECTED FROM
 650 SELECTED NODES BY ENOD COMMAND.
 RESELECT FOR ITEM=LOC COMPONENT=Z BETWEEN -714.10 AND -713.90
 KABS= 0. TOLERANCE= 0.200000E-08
 25 NODES (OF 17051 DEFINED) SELECTED BY NSEL COMMAND.
 NODE FOR MOMENT SUMMATION= 0
 MOMENT SUMMATION LOCATION= 612.000 -45.0000 -714.000
 ***** SUMMATION OF TOTAL FORCES AND MOMENTS IN GLOBAL COORDINATES *****

Appendix FC-1 to Calculation PGE-009-CALC-003

FX = -144032.4
FY = -34866.33
FZ = -253450.1
MX = 4496735.
MY = 0.1000505E+08
MZ = -5702581.

SUMMATION POINT= 612.00 -45.000 -714.00

SELECT ALL NODES HAVING ANY ELEMENT IN ELEMENT SET.

650 NODES (OF 17051 DEFINED) SELECTED FROM
590 SELECTED ELEMENTS BY NELE COMMAND.

Internal forces at Z = -918.0 LINE 3

RESELECT FOR ITEM=LOC COMPONENT=Z BETWEEN -1038.1 AND -917.90
KABS= 0. TOLERANCE= 0.120200E-05

75 NODES (OF 17051 DEFINED) SELECTED BY NSEL COMMAND.

SELECT ONLY ELEMENTS COMPLETELY CONTAINED WITHIN NODE SET.

40 ELEMENTS (OF 15348 DEFINED) SELECTED FROM
75 SELECTED NODES BY ENOD COMMAND.

RESELECT FOR ITEM=LOC COMPONENT=Z BETWEEN -918.10 AND -917.90
KABS= 0. TOLERANCE= 0.200000E-08

25 NODES (OF 17051 DEFINED) SELECTED BY NSEL COMMAND.

NODE FOR MOMENT SUMMATION= 0
MOMENT SUMMATION LOCATION= 612.000 -45.0000 -918.000

***** SUMMATION OF TOTAL FORCES AND MOMENTS IN GLOBAL COORDINATES *****

FX = -343186.4
FY = 74412.80
FZ = 19397.64
MX = 2521466.
MY = 0.1631395E+08
MZ = 6377809.

SUMMATION POINT= 612.00 -45.000 -918.00

SELECT ALL NODES HAVING ANY ELEMENT IN ELEMENT SET.

75 NODES (OF 17051 DEFINED) SELECTED FROM
40 SELECTED ELEMENTS BY NELE COMMAND.

Internal forces at Z = -978.0 LINE 2



**ENERCON
SERVICES, INC.**

Appendix FC-1 to Calculation PGE-009-CALC-003

RESELECT FOR ITEM=LOC COMPONENT=Z BETWEEN -1038.1 AND -977.90
KABS= 0. TOLERANCE= 0.602000E-06

50 NODES (OF 17051 DEFINED) SELECTED BY NSEL COMMAND.

SELECT ONLY ELEMENTS COMPLETELY CONTAINED WITHIN NODE SET.

20 ELEMENTS (OF 15348 DEFINED) SELECTED FROM
50 SELECTED NODES BY ENOD COMMAND.

RESELECT FOR ITEM=LOC COMPONENT=Z BETWEEN -978.10 AND -977.90
KABS= 0. TOLERANCE= 0.200000E-08

25 NODES (OF 17051 DEFINED) SELECTED BY NSEL COMMAND.

NODE FOR MOMENT SUMMATION= 0
MOMENT SUMMATION LOCATION= 612.000 -45.0000 -978.000

***** SUMMATION OF TOTAL FORCES AND MOMENTS IN GLOBAL COORDINATES *****
FX = -567145.4
FY = 66979.61
FZ = 139995.0
MX = -2869666.
MY = 0.1865635E+08
MZ = -9909071.

SUMMATION POINT= 612.00 -45.000 -978.00

SELECT ALL NODES HAVING ANY ELEMENT IN ELEMENT SET.

50 NODES (OF 17051 DEFINED) SELECTED FROM
20 SELECTED ELEMENTS BY NELE COMMAND.

Internal forces at Z = -1038.0 LINE 1

RESELECT FOR ITEM=LOC COMPONENT=Z BETWEEN -1038.1 AND -1037.9
KABS= 0. TOLERANCE= 0.200000E-08

25 NODES (OF 17051 DEFINED) SELECTED BY NSEL COMMAND.

NODE FOR MOMENT SUMMATION= 0
MOMENT SUMMATION LOCATION= 612.000 -45.0000 -1038.00

***** SUMMATION OF TOTAL FORCES AND MOMENTS IN GLOBAL COORDINATES *****
FX = 644410.4
FY = -143479.6
FZ = -139995.0
MX = 9183442.
MY = 0.1769032E+08
MZ = 9909071.

SUMMATION POINT= 612.00 -45.000 -1038.0



Appendix FC-1 to Calculation PGE-009-CALC-003

SECTION THE PAD IN TO 7 EAST-WEST X-DIRECTION STRIPS

Select all nodes in pad only

ESEL FOR LABEL= TYPE FROM 1 TO 1 BY 1

9056 ELEMENTS (OF 15348 DEFINED) SELECTED BY ESEL COMMAND.

SELECT ALL NODES HAVING ANY ELEMENT IN ELEMENT SET.

11550 NODES (OF 17051 DEFINED) SELECTED FROM
 9056 SELECTED ELEMENTS BY NELE COMMAND.

select strip x direction z = -1038 to -918 Lines 1 to 3

RESELECT FOR ITEM=LOC COMPONENT=Z BETWEEN -1038.1 AND -917.90
 KABS= 0. TOLERANCE= 0.120200E-05

255 NODES (OF 17051 DEFINED) SELECTED BY NSEL COMMAND.

SELECT ONLY ELEMENTS COMPLETELY CONTAINED WITHIN NODE SET.

160 ELEMENTS (OF 15348 DEFINED) SELECTED FROM
 255 SELECTED NODES BY ENOD COMMAND.

Internal forces at x = 714.0 LINE E

RESELECT FOR ITEM=LOC COMPONENT=X BETWEEN 713.90 AND 714.10
 KABS= 0. TOLERANCE= 0.200000E-08

15 NODES (OF 17051 DEFINED) SELECTED BY NSEL COMMAND.

NODE FOR MOMENT SUMMATION= 0
 MOMENT SUMMATION LOCATION= 714.000 -45.0000 -978.000

***** SUMMATION OF TOTAL FORCES AND MOMENTS IN GLOBAL COORDINATES *****
 FX = 525272.7
 FY = -239120.5
 FZ = -259034.7
 MX = 1725602.
 MY = -7643568.
 MZ = 0.2448930E+08

SUMMATION POINT= 714.00 -45.000 -978.00

SELECT ALL NODES HAVING ANY ELEMENT IN ELEMENT SET.



Appendix FC-1 to Calculation PGE-009-CALC-003

255 NODES (OF 17051 DEFINED) SELECTED FROM
160 SELECTED ELEMENTS BY NELE COMMAND.

Internal forces at x = 510.0 LINE D

RESELECT FOR ITEM=LOC COMPONENT=X BETWEEN -102.10 AND 510.10
KABS= 0. TOLERANCE= 0.612200E-05

195 NODES (OF 17051 DEFINED) SELECTED BY NSEL COMMAND.

SELECT ONLY ELEMENTS COMPLETELY CONTAINED WITHIN NODE SET.

120 ELEMENTS (OF 15348 DEFINED) SELECTED FROM
195 SELECTED NODES BY ENOD COMMAND.

RESELECT FOR ITEM=LOC COMPONENT=X BETWEEN 509.90 AND 510.10
KABS= 0. TOLERANCE= 0.200000E-08

15 NODES (OF 17051 DEFINED) SELECTED BY NSEL COMMAND.

NODE FOR MOMENT SUMMATION= 0
MOMENT SUMMATION LOCATION= 510.000 -45.0000 -978.000

***** SUMMATION OF TOTAL FORCES AND MOMENTS IN GLOBAL COORDINATES *****

FX = 359377.2
FY = -207832.4
FZ = -352559.1
MX = -2865372.
MY = -0.1083304E+08
MZ = 4887233.

SUMMATION POINT= 510.00 -45.000 -978.00

SELECT ALL NODES HAVING ANY ELEMENT IN ELEMENT SET.

195 NODES (OF 17051 DEFINED) SELECTED FROM
120 SELECTED ELEMENTS BY NELE COMMAND.

Internal forces at x = 306.0 LINE C

RESELECT FOR ITEM=LOC COMPONENT=X BETWEEN -102.10 AND 306.10
KABS= 0. TOLERANCE= 0.408200E-05

135 NODES (OF 17051 DEFINED) SELECTED BY NSEL COMMAND.

SELECT ONLY ELEMENTS COMPLETELY CONTAINED WITHIN NODE SET.

80 ELEMENTS (OF 15348 DEFINED) SELECTED FROM
135 SELECTED NODES BY ENOD COMMAND.

RESELECT FOR ITEM=LOC COMPONENT=X BETWEEN 305.90 AND 306.10



Appendix FC-1 to Calculation PGE-009-CALC-003

KABS= 0. TOLERANCE= 0.200000E-08

15 NODES (OF 17051 DEFINED) SELECTED BY NSEL COMMAND.

NODE FOR MOMENT SUMMATION= 0
MOMENT SUMMATION LOCATION= 306.000 -45.0000 -978.000

***** SUMMATION OF TOTAL FORCES AND MOMENTS IN GLOBAL COORDINATES *****

FX = 155771.8
FY = -229902.0
FZ = -356586.8
MX = -4321079.
MY = -9288273.
MZ = -5421793.

SUMMATION POINT= 306.00 -45.000 -978.00

SELECT ALL NODES HAVING ANY ELEMENT IN ELEMENT SET.

135 NODES (OF 17051 DEFINED) SELECTED FROM
80 SELECTED ELEMENTS BY NELE COMMAND.

Internal forces at x = 102.0 LINE B

RESELECT FOR ITEM=LOC COMPONENT=X BETWEEN -102.10 AND 102.10
KABS= 0. TOLERANCE= 0.204200E-05

75 NODES (OF 17051 DEFINED) SELECTED BY NSEL COMMAND.

SELECT ONLY ELEMENTS COMPLETELY CONTAINED WITHIN NODE SET.

40 ELEMENTS (OF 15348 DEFINED) SELECTED FROM
75 SELECTED NODES BY ENOD COMMAND.

RESELECT FOR ITEM=LOC COMPONENT=X BETWEEN 101.90 AND 102.10
KABS= 0. TOLERANCE= 0.200000E-08

15 NODES (OF 17051 DEFINED) SELECTED BY NSEL COMMAND.

NODE FOR MOMENT SUMMATION= 0
MOMENT SUMMATION LOCATION= 102.000 -45.0000 -978.000

***** SUMMATION OF TOTAL FORCES AND MOMENTS IN GLOBAL COORDINATES *****

FX = -49505.16
FY = -146374.1
FZ = -287205.9
MX = -3739970.
MY = -5774217.
MZ = -0.2184465E+08

SUMMATION POINT= 102.00 -45.000 -978.00



ENERCON
SERVICES, INC.

Appendix FC-1 to Calculation PGE-009-CALC-003

SELECT ALL NODES HAVING ANY ELEMENT IN ELEMENT SET.

75 NODES (OF 17051 DEFINED) SELECTED FROM
40 SELECTED ELEMENTS BY NELE COMMAND.

Internal forces at x = -102.0 LINE A

RESELECT FOR ITEM=LOC COMPONENT=X BETWEEN -102.10 AND -101.90
KABS= 0. TOLERANCE= 0.200000E-08

15 NODES (OF 17051 DEFINED) SELECTED BY NSEL COMMAND.

NODE FOR MOMENT SUMMATION= 0
MOMENT SUMMATION LOCATION= -102.000 -45.0000 -978.000

***** SUMMATION OF TOTAL FORCES AND MOMENTS IN GLOBAL COORDINATES *****

FX = 304554.0
FY = -51285.08
FZ = 161918.9
MX = -997074.2
MY = -4593750.
MZ = 0.1484612E+08

SUMMATION POINT= -102.000 -45.000 -978.00

SELECT ALL NODES HAVING ANY ELEMENT IN ELEMENT SET.

75 NODES (OF 17051 DEFINED) SELECTED FROM
40 SELECTED ELEMENTS BY NELE COMMAND.

next strip z = -918 to -714 Lines 3 to 4

Select all nodes in pad only

ESEL FOR LABEL= TYPE FROM 1 TO 1 BY 1

9056 ELEMENTS (OF 15348 DEFINED) SELECTED BY ESEL COMMAND.

SELECT ALL NODES HAVING ANY ELEMENT IN ELEMENT SET.

11550 NODES (OF 17051 DEFINED) SELECTED FROM
9056 SELECTED ELEMENTS BY NELE COMMAND.

select strip x direction z = -918 to -714

RESELECT FOR ITEM=LOC COMPONENT=Z BETWEEN -918.10 AND -713.90
KABS= 0. TOLERANCE= 0.204200E-05

2310 NODES (OF 17051 DEFINED) SELECTED BY NSEL COMMAND.



Appendix FC-1 to Calculation PGE-009-CALC-003

SELECT ONLY ELEMENTS COMPLETELY CONTAINED WITHIN NODE SET.

2200 ELEMENTS (OF 15348 DEFINED) SELECTED FROM
2310 SELECTED NODES BY ENOD COMMAND.

Internal forces at x = 714.0 LINE E

RESELECT FOR ITEM=LOC COMPONENT=X BETWEEN 713.90 AND 714.10
KABS= 0. TOLERANCE= 0.200000E-08

30 NODES (OF 17051 DEFINED) SELECTED BY NSEL COMMAND.

NODE FOR MOMENT SUMMATION= 0
MOMENT SUMMATION LOCATION= 714.000 -45.0000 -816.000

***** SUMMATION OF TOTAL FORCES AND MOMENTS IN GLOBAL COORDINATES *****

FX = 793709.5
FY = -603514.1
FZ = -164215.3
MX = 2129687.
MY = -2501374.
MZ = 0.3528869E+08

SUMMATION POINT= 714.00 -45.000 -816.00

SELECT ALL NODES HAVING ANY ELEMENT IN ELEMENT SET.

2310 NODES (OF 17051 DEFINED) SELECTED FROM
2200 SELECTED ELEMENTS BY NELE COMMAND.

Internal forces at x = 510.0 LINE D

RESELECT FOR ITEM=LOC COMPONENT=X BETWEEN -102.10 AND 510.10
KABS= 0. TOLERANCE= 0.612200E-05

1740 NODES (OF 17051 DEFINED) SELECTED BY NSEL COMMAND.

SELECT ONLY ELEMENTS COMPLETELY CONTAINED WITHIN NODE SET.

1650 ELEMENTS (OF 15348 DEFINED) SELECTED FROM
1740 SELECTED NODES BY ENOD COMMAND.

RESELECT FOR ITEM=LOC COMPONENT=X BETWEEN 509.90 AND 510.10
KABS= 0. TOLERANCE= 0.200000E-08

30 NODES (OF 17051 DEFINED) SELECTED BY NSEL COMMAND.

NODE FOR MOMENT SUMMATION= 0
MOMENT SUMMATION LOCATION= 510.000 -45.0000 -816.000



ENERCON
SERVICES, INC.

Appendix FC-1 to Calculation PGE-009-CALC-003

***** SUMMATION OF TOTAL FORCES AND MOMENTS IN GLOBAL COORDINATES *****

FX = 439877.3
FY = -537258.2
FZ = -452097.3
MX = -564258.8
MY = -0.1283636E+08
MZ = 2676159.

SUMMATION POINT= 510.00 -45.000 -816.00

SELECT ALL NODES HAVING ANY ELEMENT IN ELEMENT SET.

1740 NODES (OF 17051 DEFINED) SELECTED FROM
1650 SELECTED ELEMENTS BY NELE COMMAND.

Internal forces at x = 306.0 LINE C

RESELECT FOR ITEM=LOC COMPONENT=X BETWEEN -102.10 AND 306.10
KABS= 0. TOLERANCE= 0.408200E-05

1170 NODES (OF 17051 DEFINED) SELECTED BY NSEL COMMAND.

SELECT ONLY ELEMENTS COMPLETELY CONTAINED WITHIN NODE SET.

1100 ELEMENTS (OF 15348 DEFINED) SELECTED FROM
1170 SELECTED NODES BY ENOD COMMAND.

RESELECT FOR ITEM=LOC COMPONENT=X BETWEEN 305.90 AND 306.10
KABS= 0. TOLERANCE= 0.200000E-08

30 NODES (OF 17051 DEFINED) SELECTED BY NSEL COMMAND.

NODE FOR MOMENT SUMMATION= 0
MOMENT SUMMATION LOCATION= 306.000 -45.0000 -816.000

***** SUMMATION OF TOTAL FORCES AND MOMENTS IN GLOBAL COORDINATES *****

FX = 313731.6
FY = -533490.0
FZ = -525262.7
MX = -1334569.
MY = -0.1331645E+08
MZ = -0.1742949E+08

SUMMATION POINT= 306.00 -45.000 -816.00

SELECT ALL NODES HAVING ANY ELEMENT IN ELEMENT SET.

1170 NODES (OF 17051 DEFINED) SELECTED FROM
1100 SELECTED ELEMENTS BY NELE COMMAND.

Internal forces at x = 102.0 LINE B



Appendix FC-1 to Calculation PGE-009-CALC-003

RESELECT FOR ITEM=LOC COMPONENT=X BETWEEN -102.10 AND 102.10
KABS= 0. TOLERANCE= 0.204200E-05

600 NODES (OF 17051 DEFINED) SELECTED BY NSEL COMMAND.

SELECT ONLY ELEMENTS COMPLETELY CONTAINED WITHIN NODE SET.

550 ELEMENTS (OF 15348 DEFINED) SELECTED FROM
600 SELECTED NODES BY ENOD COMMAND.

RESELECT FOR ITEM=LOC COMPONENT=X BETWEEN 101.90 AND 102.10
KABS= 0. TOLERANCE= 0.200000E-08

30 NODES (OF 17051 DEFINED) SELECTED BY NSEL COMMAND.

NODE FOR MOMENT SUMMATION= 0
MOMENT SUMMATION LOCATION= 102.000 -45.0000 -816.000

***** SUMMATION OF TOTAL FORCES AND MOMENTS IN GLOBAL COORDINATES *****

FX = 154160.2
FY = -511333.3
FZ = -381263.3
MX = -2856639.
MY = -8511153.
MZ = -0.4488949E+08

SUMMATION POINT= 102.00 -45.000 -816.00

SELECT ALL NODES HAVING ANY ELEMENT IN ELEMENT SET.

600 NODES (OF 17051 DEFINED) SELECTED FROM
550 SELECTED ELEMENTS BY NELE COMMAND.

Internal forces at x = -102.0 LINE A

RESELECT FOR ITEM=LOC COMPONENT=X BETWEEN -102.10 AND -101.90
KABS= 0. TOLERANCE= 0.200000E-08

30 NODES (OF 17051 DEFINED) SELECTED BY NSEL COMMAND.

NODE FOR MOMENT SUMMATION= 0
MOMENT SUMMATION LOCATION= -102.000 -45.0000 -816.000

***** SUMMATION OF TOTAL FORCES AND MOMENTS IN GLOBAL COORDINATES *****

FX = 439647.9
FY = 28775.93
FZ = 143636.4
MX = 3453553.
MY = -3321987.
MZ = 0.1926275E+08



**ENERCON
SERVICES, INC.**

Appendix FC-1 to Calculation PGE-009-CALC-003

SUMMATION POINT= -102.00 -45.000 -816.00

SELECT ALL NODES HAVING ANY ELEMENT IN ELEMENT SET.

600 NODES (OF 17051 DEFINED) SELECTED FROM
550 SELECTED ELEMENTS BY NELE COMMAND.

next strip z = -714 to -510 Lines 4 to 5

Select all nodes in pad only

ESEL FOR LABEL= TYPE FROM 1 TO 1 BY 1

9056 ELEMENTS (OF 15348 DEFINED) SELECTED BY ESEL COMMAND.

SELECT ALL NODES HAVING ANY ELEMENT IN ELEMENT SET.

11550 NODES (OF 17051 DEFINED) SELECTED FROM
9056 SELECTED ELEMENTS BY NELE COMMAND.

select strip x direction z = -714 to -510

RESELECT FOR ITEM=LOC COMPONENT=Z BETWEEN -714.10 AND -509.90
KABS= 0. TOLERANCE= 0.204200E-05

2310 NODES (OF 17051 DEFINED) SELECTED BY NSEL COMMAND.

SELECT ONLY ELEMENTS COMPLETELY CONTAINED WITHIN NODE SET.

2200 ELEMENTS (OF 15348 DEFINED) SELECTED FROM
2310 SELECTED NODES BY ENOD COMMAND.

Internal forces at x = 714.0 LINE E

RESELECT FOR ITEM=LOC COMPONENT=X BETWEEN 713.90 AND 714.10
KABS= 0. TOLERANCE= 0.200000E-08

30 NODES (OF 17051 DEFINED) SELECTED BY NSEL COMMAND.

NODE FOR MOMENT SUMMATION= 0
MOMENT SUMMATION LOCATION= 714.000 -45.0000 -612.000

***** SUMMATION OF TOTAL FORCES AND MOMENTS IN GLOBAL COORDINATES *****

FX = 864465.8
FY = -644895.8
FZ = -74513.32
MX = 1137461.
MY = -1201813.
MZ = 0.3860423E+08



Appendix FC-1 to Calculation PGE-009-CALC-003

SUMMATION POINT= 714.00 -45.000 -612.00

SELECT ALL NODES HAVING ANY ELEMENT IN ELEMENT SET.

2310 NODES (OF 17051 DEFINED) SELECTED FROM
2200 SELECTED ELEMENTS BY NELE COMMAND.

Internal forces at x = 510.0 LINE D

RESELECT FOR ITEM=LOC COMPONENT=X BETWEEN -102.10 AND 510.10
KABS= 0. TOLERANCE= 0.612200E-05

1740 NODES (OF 17051 DEFINED) SELECTED BY NSEL COMMAND.

SELECT ONLY ELEMENTS COMPLETELY CONTAINED WITHIN NODE SET.

1650 ELEMENTS (OF 15348 DEFINED) SELECTED FROM
1740 SELECTED NODES BY ENOD COMMAND.

RESELECT FOR ITEM=LOC COMPONENT=X BETWEEN 509.90 AND 510.10
KABS= 0. TOLERANCE= 0.200000E-08

30 NODES (OF 17051 DEFINED) SELECTED BY NSEL COMMAND.

NODE FOR MOMENT SUMMATION= 0
MOMENT SUMMATION LOCATION= 510.000 -45.0000 -612.000

***** SUMMATION OF TOTAL FORCES AND MOMENTS IN GLOBAL COORDINATES *****

FX = 428620.6
FY = -547955.3
FZ = -208199.9
MX = -168599.9
MY = -4821534.
MZ = 2511197.

SUMMATION POINT= 510.00 -45.000 -612.00

SELECT ALL NODES HAVING ANY ELEMENT IN ELEMENT SET.

1740 NODES (OF 17051 DEFINED) SELECTED FROM
1650 SELECTED ELEMENTS BY NELE COMMAND.

Internal forces at x = 306.0 LINE C

RESELECT FOR ITEM=LOC COMPONENT=X BETWEEN -102.10 AND 306.10
KABS= 0. TOLERANCE= 0.408200E-05

1170 NODES (OF 17051 DEFINED) SELECTED BY NSEL COMMAND.

SELECT ONLY ELEMENTS COMPLETELY CONTAINED WITHIN NODE SET.



Appendix FC-1 to Calculation PGE-009-CALC-003

1100 ELEMENTS (OF 15348 DEFINED) SELECTED FROM
1170 SELECTED NODES BY ENOD COMMAND.

RESELECT FOR ITEM=LOC COMPONENT=X BETWEEN 305.90 AND 306.10
KABS= 0. TOLERANCE= 0.200000E-08

30 NODES (OF 17051 DEFINED) SELECTED BY NSEL COMMAND.

NODE FOR MOMENT SUMMATION= 0
MOMENT SUMMATION LOCATION= 306.000 -45.0000 -612.000

***** SUMMATION OF TOTAL FORCES AND MOMENTS IN GLOBAL COORDINATES *****
FX = 319608.1
FY = -544956.2
FZ = -262783.5
MX = -741660.3
MY = -6675977.
MZ = -0.1824788E+08

SUMMATION POINT= 306.00 -45.000 -612.00

SELECT ALL NODES HAVING ANY ELEMENT IN ELEMENT SET.

1170 NODES (OF 17051 DEFINED) SELECTED FROM
1100 SELECTED ELEMENTS BY NELE COMMAND.

Internal forces at x = 102.0 LINE B

RESELECT FOR ITEM=LOC COMPONENT=X BETWEEN -102.10 AND 102.10
KABS= 0. TOLERANCE= 0.204200E-05

600 NODES (OF 17051 DEFINED) SELECTED BY NSEL COMMAND.

SELECT ONLY ELEMENTS COMPLETELY CONTAINED WITHIN NODE SET.

550 ELEMENTS (OF 15348 DEFINED) SELECTED FROM
600 SELECTED NODES BY ENOD COMMAND.

RESELECT FOR ITEM=LOC COMPONENT=X BETWEEN 101.90 AND 102.10
KABS= 0. TOLERANCE= 0.200000E-08

30 NODES (OF 17051 DEFINED) SELECTED BY NSEL COMMAND.

NODE FOR MOMENT SUMMATION= 0
MOMENT SUMMATION LOCATION= 102.000 -45.0000 -612.000

***** SUMMATION OF TOTAL FORCES AND MOMENTS IN GLOBAL COORDINATES *****
FX = 176810.3
FY = -540097.9
FZ = -183933.1
MX = -1549587.



Appendix FC-1 to Calculation PGE-009-CALC-003

MY = -4991893.
MZ = -0.4760604E+08

SUMMATION POINT= 102.00 -45.000 -612.00

SELECT ALL NODES HAVING ANY ELEMENT IN ELEMENT SET.

600 NODES (OF 17051 DEFINED) SELECTED FROM
550 SELECTED ELEMENTS BY NELE COMMAND.

Internal forces at x = -102.0 LINE A

RESELECT FOR ITEM=LOC COMPONENT=X BETWEEN -102.10 AND -101.90
KABS= 0. TOLERANCE= 0.200000E-08

30 NODES (OF 17051 DEFINED) SELECTED BY NSEL COMMAND.

NODE FOR MOMENT SUMMATION= 0
MOMENT SUMMATION LOCATION= -102.000 -45.0000 -612.000

***** SUMMATION OF TOTAL FORCES AND MOMENTS IN GLOBAL COORDINATES *****

FX = 461317.3
FY = 15306.45
FZ = 70491.70
MX = 936821.4
MY = -1506160.
MZ = 0.2033337E+08

SUMMATION POINT= -102.00 -45.000 -612.00

SELECT ALL NODES HAVING ANY ELEMENT IN ELEMENT SET.

600 NODES (OF 17051 DEFINED) SELECTED FROM
550 SELECTED ELEMENTS BY NELE COMMAND.

.next strip z = -510 to -306 Lines 5 to 6

Select all nodes in pad only

ESEL FOR LABEL= TYPE FROM 1 TO 1 BY 1

9056 ELEMENTS (OF 15348 DEFINED) SELECTED BY ESEL COMMAND.

SELECT ALL NODES HAVING ANY ELEMENT IN ELEMENT SET.

11550 NODES (OF 17051 DEFINED) SELECTED FROM
9056 SELECTED ELEMENTS BY NELE COMMAND.

select strip x direction z = -510 to -306



Appendix FC-1 to Calculation PGE-009-CALC-003

RESELECT FOR ITEM=LOC COMPONENT=Z BETWEEN -510.10 AND -305.90
 KABS= 0. TOLERANCE= 0.204200E-05

2310 NODES (OF 17051 DEFINED) SELECTED BY NSEL COMMAND.

SELECT ONLY ELEMENTS COMPLETELY CONTAINED WITHIN NODE SET.

2200 ELEMENTS (OF 15348 DEFINED) SELECTED FROM
 2310 SELECTED NODES BY ENOD COMMAND.

Internal forces at x = 714.0 LINE E

RESELECT FOR ITEM=LOC COMPONENT=X BETWEEN 713.90 AND 714.10
 KABS= 0. TOLERANCE= 0.200000E-08

30 NODES (OF 17051 DEFINED) SELECTED BY NSEL COMMAND.

NODE FOR MOMENT SUMMATION= 0
 MOMENT SUMMATION LOCATION= 714.000 -45.0000 -408.000

***** SUMMATION OF TOTAL FORCES AND MOMENTS IN GLOBAL COORDINATES *****

FX = 886414.5
 FY = -653720.4
 FZ = 29.25473
 MX = -300.8593
 MY = 645.2824
 MZ = 0.3963429E+08

SUMMATION POINT= 714.00 -45.000 -408.00

SELECT ALL NODES HAVING ANY ELEMENT IN ELEMENT SET.

2310 NODES (OF 17051 DEFINED) SELECTED FROM
 2200 SELECTED ELEMENTS BY NELE COMMAND.

Internal forces at x = 510.0 LINE D

RESELECT FOR ITEM=LOC COMPONENT=X BETWEEN -102.10 AND 510.10
 KABS= 0. TOLERANCE= 0.612200E-05

1740 NODES (OF 17051 DEFINED) SELECTED BY NSEL COMMAND.

SELECT ONLY ELEMENTS COMPLETELY CONTAINED WITHIN NODE SET.

1650 ELEMENTS (OF 15348 DEFINED) SELECTED FROM
 1740 SELECTED NODES BY ENOD COMMAND.

RESELECT FOR ITEM=LOC COMPONENT=X BETWEEN 509.90 AND 510.10
 KABS= 0. TOLERANCE= 0.200000E-08



Appendix FC-1 to Calculation PGE-009-CALC-003

30 NODES (OF 17051 DEFINED) SELECTED BY NSEL COMMAND.

NODE FOR MOMENT SUMMATION= 0
 MOMENT SUMMATION LOCATION= 510.000 -45.0000 -408.000

***** SUMMATION OF TOTAL FORCES AND MOMENTS IN GLOBAL COORDINATES *****

FX = 442417.4
 FY = -550605.7
 FZ = 55.30473
 MX = 816.1777
 MY = 1088.448
 MZ = 2533592.

SUMMATION POINT= 510.00 -45.000 -408.00

SELECT ALL NODES HAVING ANY ELEMENT IN ELEMENT SET.

1740 NODES (OF 17051 DEFINED) SELECTED FROM
 1650 SELECTED ELEMENTS BY NELE COMMAND.

Internal forces at x = 306.0 LINE C

RESELECT FOR ITEM=LOC COMPONENT=X BETWEEN -102.10 AND 306.10
 KABS= 0. TOLERANCE= 0.408200E-05

1170 NODES (OF 17051 DEFINED) SELECTED BY NSEL COMMAND.

SELECT ONLY ELEMENTS COMPLETELY CONTAINED WITHIN NODE SET.

1100 ELEMENTS (OF 15348 DEFINED) SELECTED FROM
 1170 SELECTED NODES BY ENOD COMMAND.

RESELECT FOR ITEM=LOC COMPONENT=X BETWEEN 305.90 AND 306.10
 KABS= 0. TOLERANCE= 0.200000E-08

30 NODES (OF 17051 DEFINED) SELECTED BY NSEL COMMAND.

NODE FOR MOMENT SUMMATION= 0
 MOMENT SUMMATION LOCATION= 306.000 -45.0000 -408.000

***** SUMMATION OF TOTAL FORCES AND MOMENTS IN GLOBAL COORDINATES *****

FX = 322226.8
 FY = -547000.6
 FZ = 73.28032
 MX = 4204.487
 MY = 1168.688
 MZ = -0.1841200E+08

SUMMATION POINT= 306.00 -45.000 -408.00

SELECT ALL NODES HAVING ANY ELEMENT IN ELEMENT SET.



ENERCON
SERVICES, INC.

Appendix FC-1 to Calculation PGE-009-CALC-003

1170 NODES (OF 17051 DEFINED) SELECTED FROM
1100 SELECTED ELEMENTS BY NELE COMMAND.

Internal forces at x = 102.0 LINE B

RESELECT FOR ITEM=LOC COMPONENT=X BETWEEN -102.10 AND 102.10
KABS= 0. TOLERANCE= 0.204200E-05

600 NODES (OF 17051 DEFINED) SELECTED BY NSEL COMMAND.

SELECT ONLY ELEMENTS COMPLETELY CONTAINED WITHIN NODE SET.

550 ELEMENTS (OF 15348 DEFINED) SELECTED FROM
600 SELECTED NODES BY ENOD COMMAND.

RESELECT FOR ITEM=LOC COMPONENT=X BETWEEN 101.90 AND 102.10
KABS= 0. TOLERANCE= 0.200000E-08

30 NODES (OF 17051 DEFINED) SELECTED BY NSEL COMMAND.

NODE FOR MOMENT SUMMATION= 0
MOMENT SUMMATION LOCATION= 102.000 -45.0000 -408.000

***** SUMMATION OF TOTAL FORCES AND MOMENTS IN GLOBAL COORDINATES *****

FX = 171332.0
FY = -546142.2
FZ = 78.37562
MX = 11754.07
MY = 1204.012
MZ = -0.4809341E+08

SUMMATION POINT= 102.00 -45.000 -408.00

SELECT ALL NODES HAVING ANY ELEMENT IN ELEMENT SET.

600 NODES (OF 17051 DEFINED) SELECTED FROM
550 SELECTED ELEMENTS BY NELE COMMAND.

Internal forces at x = -102.0 LINE A

RESELECT FOR ITEM=LOC COMPONENT=X BETWEEN -102.10 AND -101.90
KABS= 0. TOLERANCE= 0.200000E-08

30 NODES (OF 17051 DEFINED) SELECTED BY NSEL COMMAND.

NODE FOR MOMENT SUMMATION= 0
MOMENT SUMMATION LOCATION= -102.000 -45.0000 -408.000

***** SUMMATION OF TOTAL FORCES AND MOMENTS IN GLOBAL COORDINATES *****

FX = 471813.5
FY = 14469.98



Appendix FC-1 to Calculation PGE-009-CALC-003

FZ = -39.50206
MX = -6229.406
MY = 1856.880
MZ = 0.2084240E+08

SUMMATION POINT= -102.00 -45.000 -408.00

SELECT ALL NODES HAVING ANY ELEMENT IN ELEMENT SET.

600 NODES (OF 17051 DEFINED) SELECTED FROM
550 SELECTED ELEMENTS BY NELE COMMAND.

next strip z = -306 to -102 Lines 6 to 7

Select all nodes in pad only

ESEL FOR LABEL= TYPE FROM 1 TO 1 BY 1

9056 ELEMENTS (OF 15348 DEFINED) SELECTED BY ESEL COMMAND.

SELECT ALL NODES HAVING ANY ELEMENT IN ELEMENT SET.

11550 NODES (OF 17051 DEFINED) SELECTED FROM
9056 SELECTED ELEMENTS BY NELE COMMAND.

select strip x direction z = -306 to -102

RESELECT FOR ITEM=LOC COMPONENT=Z BETWEEN -306.10 AND -101.90
KABS= 0. TOLERANCE= 0.204200E-05

2310 NODES (OF 17051 DEFINED) SELECTED BY NSEL COMMAND.

SELECT ONLY ELEMENTS COMPLETELY CONTAINED WITHIN NODE SET.

2200 ELEMENTS (OF 15348 DEFINED) SELECTED FROM
2310 SELECTED NODES BY ENOD COMMAND.

Internal forces at x = 714.0 LINE E

RESELECT FOR ITEM=LOC COMPONENT=X BETWEEN 713.90 AND 714.10
KABS= 0. TOLERANCE= 0.200000E-08

30 NODES (OF 17051 DEFINED) SELECTED BY NSEL COMMAND.

NODE FOR MOMENT SUMMATION= 0
MOMENT SUMMATION LOCATION= 714.000 -45.0000 -204.000

***** SUMMATION OF TOTAL FORCES AND MOMENTS IN GLOBAL COORDINATES *****
FX = 864446.4



ENERCON
SERVICES, INC.

Appendix FC-1 to Calculation PGE-009-CALC-003

FY = -644878.4
FZ = 74569.78
MX = -1137967.
MY = 1203087.
MZ = 0.3860337E+08

SUMMATION POINT= 714.00 -45.000 -204.00

SELECT ALL NODES HAVING ANY ELEMENT IN ELEMENT SET.

2310 NODES (OF 17051 DEFINED) SELECTED FROM
2200 SELECTED ELEMENTS BY NELE COMMAND.

Internal forces at x = 510.0 LINE D

RESELECT FOR ITEM=LOC COMPONENT=X BETWEEN -102.10 AND 510.10
KABS= 0. TOLERANCE= 0.612200E-05

1740 NODES (OF 17051 DEFINED) SELECTED BY NSEL COMMAND.

SELECT ONLY ELEMENTS COMPLETELY CONTAINED WITHIN NODE SET.

1650 ELEMENTS (OF 15348 DEFINED) SELECTED FROM
1740 SELECTED NODES BY ENOD COMMAND.

RESELECT FOR ITEM=LOC COMPONENT=X BETWEEN 509.90 AND 510.10
KABS= 0. TOLERANCE= 0.200000E-08

30 NODES (OF 17051 DEFINED) SELECTED BY NSEL COMMAND.

NODE FOR MOMENT SUMMATION= 0
MOMENT SUMMATION LOCATION= 510.000 -45.0000 -204.000

***** SUMMATION OF TOTAL FORCES AND MOMENTS IN GLOBAL COORDINATES *****

FX = 428583.6
FY = -547926.3
FZ = 208304.2
MX = 171516.1
MY = 4823121.
MZ = 2514922.

SUMMATION POINT= 510.00 -45.000 -204.00

SELECT ALL NODES HAVING ANY ELEMENT IN ELEMENT SET.

1740 NODES (OF 17051 DEFINED) SELECTED FROM
1650 SELECTED ELEMENTS BY NELE COMMAND.

Internal forces at x = 306.0 LINE C

RESELECT FOR ITEM=LOC COMPONENT=X BETWEEN -102.10 AND 306.10



Appendix FC-1 to Calculation PGE-009-CALC-003

KABS= 0. TOLERANCE= 0.408200E-05

1170 NODES (OF 17051 DEFINED) SELECTED BY NSEL COMMAND.

SELECT ONLY ELEMENTS COMPLETELY CONTAINED WITHIN NODE SET.

1100 ELEMENTS (OF 15348 DEFINED) SELECTED FROM
1170 SELECTED NODES BY ENOD COMMAND.

RESELECT FOR ITEM=LOC COMPONENT=X BETWEEN 305.90 AND 306.10
KABS= 0. TOLERANCE= 0.200000E-08

30 NODES (OF 17051 DEFINED) SELECTED BY NSEL COMMAND.

NODE FOR MOMENT SUMMATION= 0
MOMENT SUMMATION LOCATION= 306.000 -45.0000 -204.000

***** SUMMATION OF TOTAL FORCES AND MOMENTS IN GLOBAL COORDINATES *****
FX = 319474.6
FY = -545010.9
FZ = 262928.4
MX = 761822.4
MY = 6673952.
MZ = -0.1823499E+08

SUMMATION POINT= 306.00 -45.000 -204.00

SELECT ALL NODES HAVING ANY ELEMENT IN ELEMENT SET.

1170 NODES (OF 17051 DEFINED) SELECTED FROM
1100 SELECTED ELEMENTS BY NELE COMMAND.

Internal forces at x = 102.0 LINE B

RESELECT FOR ITEM=LOC COMPONENT=X BETWEEN -102.10 AND 102.10
KABS= 0. TOLERANCE= 0.204200E-05

600 NODES (OF 17051 DEFINED) SELECTED BY NSEL COMMAND.

SELECT ONLY ELEMENTS COMPLETELY CONTAINED WITHIN NODE SET.

550 ELEMENTS (OF 15348 DEFINED) SELECTED FROM
600 SELECTED NODES BY ENOD COMMAND.

RESELECT FOR ITEM=LOC COMPONENT=X BETWEEN 101.90 AND 102.10
KABS= 0. TOLERANCE= 0.200000E-08

30 NODES (OF 17051 DEFINED) SELECTED BY NSEL COMMAND.

NODE FOR MOMENT SUMMATION= 0
MOMENT SUMMATION LOCATION= 102.000 -45.0000 -204.000



ENERCON
SERVICES, INC.

Appendix FC-1 to Calculation PGE-009-CALC-003

***** SUMMATION OF TOTAL FORCES AND MOMENTS IN GLOBAL COORDINATES *****
 FX = 176729.0
 FY = -540269.5
 FZ = 184086.4
 MX = 1573560.
 MY = 4994054.
 MZ = -0.4759810E+08

SUMMATION POINT= 102.00 -45.000 -204.00

SELECT ALL NODES HAVING ANY ELEMENT IN ELEMENT SET.

600 NODES (OF 17051 DEFINED) SELECTED FROM
 550 SELECTED ELEMENTS BY NELE COMMAND.

Internal forces at x = -102.0 LINE A

RESELECT FOR ITEM=LOC COMPONENT=X BETWEEN -102.10 AND -101.90
 KABS= 0. TOLERANCE= 0.200000E-08

30 NODES (OF 17051 DEFINED) SELECTED BY NSEL COMMAND.

NODE FOR MOMENT SUMMATION= 0
 MOMENT SUMMATION LOCATION= -102.000 -45.0000 -204.000

***** SUMMATION OF TOTAL FORCES AND MOMENTS IN GLOBAL COORDINATES *****
 FX = 461367.3
 FY = 15314.43
 FZ = -70591.99
 MX = -945945.7
 MY = 1510237.
 MZ = 0.2033603E+08

SUMMATION POINT= -102.00 -45.000 -204.00

SELECT ALL NODES HAVING ANY ELEMENT IN ELEMENT SET.

600 NODES (OF 17051 DEFINED) SELECTED FROM
 550 SELECTED ELEMENTS BY NELE COMMAND.

next strip z = -102 to 102 Lines 7 to 8

Select all nodes in pad only

ESEL FOR LABEL= TYPE FROM 1 TO 1 BY 1

9056 ELEMENTS (OF 15348 DEFINED) SELECTED BY ESEL COMMAND.

SELECT ALL NODES HAVING ANY ELEMENT IN ELEMENT SET.



Appendix FC-1 to Calculation PGE-009-CALC-003

11550 NODES (OF 17051 DEFINED) SELECTED FROM
9056 SELECTED ELEMENTS BY NELE COMMAND.

select strip x direction z = -102 to 102

RESELECT FOR ITEM=LOC COMPONENT=Z BETWEEN -102.10 AND 102.10
KABS= 0. TOLERANCE= 0.204200E-05

2310 NODES (OF 17051 DEFINED) SELECTED BY NSEL COMMAND.

SELECT ONLY ELEMENTS COMPLETELY CONTAINED WITHIN NODE SET.

2200 ELEMENTS (OF 15348 DEFINED) SELECTED FROM
2310 SELECTED NODES BY ENOD COMMAND.

Internal forces at x = 714.0 LINE E

RESELECT FOR ITEM=LOC COMPONENT=X BETWEEN 713.90 AND 714.10
KABS= 0. TOLERANCE= 0.200000E-08

30 NODES (OF 17051 DEFINED) SELECTED BY NSEL COMMAND.

NODE FOR MOMENT SUMMATION= 0
MOMENT SUMMATION LOCATION= 714.000 -45.0000 0.00000

***** SUMMATION OF TOTAL FORCES AND MOMENTS IN GLOBAL COORDINATES *****

FX = 793674.7
FY = -603481.0
FZ = 164262.3
MX = -2130059.
MY = 2502594.
MZ = 0.3528720E+08

SUMMATION POINT= 714.00 -45.000 0.0000

SELECT ALL NODES HAVING ANY ELEMENT IN ELEMENT SET.

2310 NODES (OF 17051 DEFINED) SELECTED FROM
2200 SELECTED ELEMENTS BY NELE COMMAND.

Internal forces at x = 510.0 LINE D

RESELECT FOR ITEM=LOC COMPONENT=X BETWEEN -102.10 AND 510.10
KABS= 0. TOLERANCE= 0.612200E-05

1740 NODES (OF 17051 DEFINED) SELECTED BY NSEL COMMAND.

SELECT ONLY ELEMENTS COMPLETELY CONTAINED WITHIN NODE SET.

1650 ELEMENTS (OF 15348 DEFINED) SELECTED FROM



**ENERCON
SERVICES, INC.**

Appendix FC-1 to Calculation PGE-009-CALC-003

1740 SELECTED NODES BY ENOD COMMAND.

RESELECT FOR ITEM=LOC COMPONENT=X BETWEEN 509.90 AND 510.10
KABS= 0. TOLERANCE= 0.200000E-08

30 NODES (OF 17051 DEFINED) SELECTED BY NSEL COMMAND.

NODE FOR MOMENT SUMMATION= 0
MOMENT SUMMATION LOCATION= 510.000 -45.0000 0.00000

***** SUMMATION OF TOTAL FORCES AND MOMENTS IN GLOBAL COORDINATES *****

FX = 439823.7
FY = -537152.7
FZ = 452146.6
MX = 563476.2
MY = 0.1283984E+08
MZ = 2688230.

SUMMATION POINT= 510.00 -45.000 0.0000

SELECT ALL NODES HAVING ANY ELEMENT IN ELEMENT SET.

1740 NODES (OF 17051 DEFINED) SELECTED FROM
1650 SELECTED ELEMENTS BY NELE COMMAND.

Internal forces at x = 306.0 LINE C

RESELECT FOR ITEM=LOC COMPONENT=X BETWEEN -102.10 AND 306.10
KABS= 0. TOLERANCE= 0.408200E-05

1170 NODES (OF 17051 DEFINED) SELECTED BY NSEL COMMAND.

SELECT ONLY ELEMENTS COMPLETELY CONTAINED WITHIN NODE SET.

1100 ELEMENTS (OF 15348 DEFINED) SELECTED FROM
1170 SELECTED NODES BY ENOD COMMAND.

RESELECT FOR ITEM=LOC COMPONENT=X BETWEEN 305.90 AND 306.10
KABS= 0. TOLERANCE= 0.200000E-08

30 NODES (OF 17051 DEFINED) SELECTED BY NSEL COMMAND.

NODE FOR MOMENT SUMMATION= 0
MOMENT SUMMATION LOCATION= 306.000 -45.0000 0.00000

***** SUMMATION OF TOTAL FORCES AND MOMENTS IN GLOBAL COORDINATES *****

FX = 313901.3
FY = -532603.5
FZ = 525138.2
MX = 1309882.
MY = 0.1332404E+08
MZ = -0.1738016E+08



Appendix FC-1 to Calculation PGE-009-CALC-003

SUMMATION POINT= 306.00 -45.000 0.0000

SELECT ALL NODES HAVING ANY ELEMENT IN ELEMENT SET.

1170 NODES (OF 17051 DEFINED) SELECTED FROM
1100 SELECTED ELEMENTS BY NELE COMMAND.

Internal forces at x = 102.0 LINE B

RESELECT FOR ITEM=LOC COMPONENT=X BETWEEN -102.10 AND 102.10
KABS= 0. TOLERANCE= 0.204200E-05

600 NODES (OF 17051 DEFINED) SELECTED BY NSEL COMMAND.

SELECT ONLY ELEMENTS COMPLETELY CONTAINED WITHIN NODE SET.

550 ELEMENTS (OF 15348 DEFINED) SELECTED FROM
600 SELECTED NODES BY ENOD COMMAND.

RESELECT FOR ITEM=LOC COMPONENT=X BETWEEN 101.90 AND 102.10
KABS= 0. TOLERANCE= 0.200000E-08

30 NODES (OF 17051 DEFINED) SELECTED BY NSEL COMMAND.

NODE FOR MOMENT SUMMATION= 0
MOMENT SUMMATION LOCATION= 102.000 -45.0000 0.00000

***** SUMMATION OF TOTAL FORCES AND MOMENTS IN GLOBAL COORDINATES *****

FX = 154065.6

FY = -511124.5

FZ = 381322.3

MX = 2837482.

MY = 8506942.

MZ = -0.4491566E+08

SUMMATION POINT= 102.00 -45.000 0.0000

SELECT ALL NODES HAVING ANY ELEMENT IN ELEMENT SET.

600 NODES (OF 17051 DEFINED) SELECTED FROM
550 SELECTED ELEMENTS BY NELE COMMAND.

Internal forces at x = -102.0 LINE A

RESELECT FOR ITEM=LOC COMPONENT=X BETWEEN -102.10 AND -101.90
KABS= 0. TOLERANCE= 0.200000E-08

30 NODES (OF 17051 DEFINED) SELECTED BY NSEL COMMAND.

NODE FOR MOMENT SUMMATION= 0



ENERCON
SERVICES, INC.

Appendix FC-1 to Calculation PGE-009-CALC-003

MOMENT SUMMATION LOCATION= -102.000 -45.0000 0.00000

***** SUMMATION OF TOTAL FORCES AND MOMENTS IN GLOBAL COORDINATES *****

FX = 439703.7
FY = 28733.62
FZ = -143742.3
MX = -3455317.
MY = 3325659.
MZ = 0.1926529E+08

SUMMATION POINT= -102.00 -45.000 0.0000

SELECT ALL NODES HAVING ANY ELEMENT IN ELEMENT SET.

600 NODES (OF 17051 DEFINED) SELECTED FROM
550 SELECTED ELEMENTS BY NELE COMMAND.

next strip z = 102 to 222 Lines 8 to 10

Select all nodes in pad only

ESEL FOR LABEL= TYPE FROM 1 TO 1 BY 1

9056 ELEMENTS (OF 15348 DEFINED) SELECTED BY ESEL COMMAND.

SELECT ALL NODES HAVING ANY ELEMENT IN ELEMENT SET.

11550 NODES (OF 17051 DEFINED) SELECTED FROM
9056 SELECTED ELEMENTS BY NELE COMMAND.

select strip x direction z = 102 to 222

RESELECT FOR ITEM=LOC COMPONENT=Z BETWEEN 101.90 AND 222.10
KABS= 0. TOLERANCE= 0.120200E-05

255 NODES (OF 17051 DEFINED) SELECTED BY NSEL COMMAND.

SELECT ONLY ELEMENTS COMPLETELY CONTAINED WITHIN NODE SET.

160 ELEMENTS (OF 15348 DEFINED) SELECTED FROM
255 SELECTED NODES BY ENOD COMMAND.

Internal forces at x = 714.0 LINE E

RESELECT FOR ITEM=LOC COMPONENT=X BETWEEN 713.90 AND 714.10
KABS= 0. TOLERANCE= 0.200000E-08

15 NODES (OF 17051 DEFINED) SELECTED BY NSEL COMMAND.



Appendix FC-1 to Calculation PGE-009-CALC-003

NODE FOR MOMENT SUMMATION= 0
MOMENT SUMMATION LOCATION= 714.000 -45.0000 162.000

***** SUMMATION OF TOTAL FORCES AND MOMENTS IN GLOBAL COORDINATES *****

FX = 525232.6
FY = -239089.3
FZ = 259050.3
MX = -1726471.
MY = 7643609.
MZ = 0.2448766E+08

SUMMATION POINT= 714.00 -45.000 162.00

SELECT ALL NODES HAVING ANY ELEMENT IN ELEMENT SET.

255 NODES (OF 17051 DEFINED) SELECTED FROM
160 SELECTED ELEMENTS BY NELE COMMAND.

Internal forces at x = 510.0 LINE D

RESELECT FOR ITEM=LOC COMPONENT=X BETWEEN -102.10 AND 510.10
KABS= 0. TOLERANCE= 0.612200E-05

195 NODES (OF 17051 DEFINED) SELECTED BY NSEL COMMAND.

SELECT ONLY ELEMENTS COMPLETELY CONTAINED WITHIN NODE SET.

120 ELEMENTS (OF 15348 DEFINED) SELECTED FROM
195 SELECTED NODES BY ENOD COMMAND.

RESELECT FOR ITEM=LOC COMPONENT=X BETWEEN 509.90 AND 510.10
KABS= 0. TOLERANCE= 0.200000E-08

15 NODES (OF 17051 DEFINED) SELECTED BY NSEL COMMAND.

NODE FOR MOMENT SUMMATION= 0
MOMENT SUMMATION LOCATION= 510.000 -45.0000 162.000

***** SUMMATION OF TOTAL FORCES AND MOMENTS IN GLOBAL COORDINATES *****

FX = 359305.8
FY = -207722.2
FZ = 352574.3
MX = 2865639.
MY = 0.1083195E+08
MZ = 4895306.

SUMMATION POINT= 510.00 -45.000 162.00

SELECT ALL NODES HAVING ANY ELEMENT IN ELEMENT SET.

195 NODES (OF 17051 DEFINED) SELECTED FROM
120 SELECTED ELEMENTS BY NELE COMMAND.



ENERCON
SERVICES, INC.

Appendix FC-1 to Calculation PGE-009-CALC-003

Internal forces at x = 306.0 LINE C

RESELECT FOR ITEM=LOC COMPONENT=X BETWEEN -102.10 AND 306.10
KABS= 0. TOLERANCE= 0.408200E-05

135 NODES (OF 17051 DEFINED) SELECTED BY NSEL COMMAND.

SELECT ONLY ELEMENTS COMPLETELY CONTAINED WITHIN NODE SET.

80 ELEMENTS (OF 15348 DEFINED) SELECTED FROM
135 SELECTED NODES BY ENOD COMMAND.

RESELECT FOR ITEM=LOC COMPONENT=X BETWEEN 305.90 AND 306.10
KABS= 0. TOLERANCE= 0.200000E-08

15 NODES (OF 17051 DEFINED) SELECTED BY NSEL COMMAND.

NODE FOR MOMENT SUMMATION= 0
MOMENT SUMMATION LOCATION= 306.000 -45.0000 162.000

***** SUMMATION OF TOTAL FORCES AND MOMENTS IN GLOBAL COORDINATES *****

FX = 155603.9
FY = -229145.8
FZ = 356739.7
MX = 4335886.
MY = 9288051.
MZ = -5386584.

SUMMATION POINT= 306.000 -45.000 162.000

SELECT ALL NODES HAVING ANY ELEMENT IN ELEMENT SET.

135 NODES (OF 17051 DEFINED) SELECTED FROM
80 SELECTED ELEMENTS BY NELE COMMAND.

Internal forces at x = 102.0 LINE B

RESELECT FOR ITEM=LOC COMPONENT=X BETWEEN -102.10 AND 102.10
KABS= 0. TOLERANCE= 0.204200E-05

75 NODES (OF 17051 DEFINED) SELECTED BY NSEL COMMAND.

SELECT ONLY ELEMENTS COMPLETELY CONTAINED WITHIN NODE SET.

40 ELEMENTS (OF 15348 DEFINED) SELECTED FROM
75 SELECTED NODES BY ENOD COMMAND.

RESELECT FOR ITEM=LOC COMPONENT=X BETWEEN 101.90 AND 102.10
KABS= 0. TOLERANCE= 0.200000E-08



Appendix FC-1 to Calculation PGE-009-CALC-003

15 NODES (OF 17051 DEFINED) SELECTED BY NSEL COMMAND.

NODE FOR MOMENT SUMMATION= 0
MOMENT SUMMATION LOCATION= 102.000 -45.0000 162.000

***** SUMMATION OF TOTAL FORCES AND MOMENTS IN GLOBAL COORDINATES *****

FX = -49495.78
FY = -146358.4
FZ = 287343.4
MX = 3763212.
MY = 5778705.
MZ = -0.2186785E+08

SUMMATION POINT= 102.00 -45.000 162.00

SELECT ALL NODES HAVING ANY ELEMENT IN ELEMENT SET.

75 NODES (OF 17051 DEFINED) SELECTED FROM
40 SELECTED ELEMENTS BY NELE COMMAND.

Internal forces at x = -102.0 LINE A

RESELECT FOR ITEM=LOC COMPONENT=X BETWEEN -102.10 AND -101.90
KABS= 0. TOLERANCE= 0.200000E-08

15 NODES (OF 17051 DEFINED) SELECTED BY NSEL COMMAND.

NODE FOR MOMENT SUMMATION= 0
MOMENT SUMMATION LOCATION= -102.000 -45.0000 162.000

***** SUMMATION OF TOTAL FORCES AND MOMENTS IN GLOBAL COORDINATES *****

FX = 304594.3
FY = -51315.34
FZ = -161984.0
MX = 995296.7
MY = 4595266.
MZ = 0.1484897E+08

SUMMATION POINT= -102.00 -45.000 162.00

15348 ELEMENTS (OF 15348 DEFINED) SELECTED BY EALL COMMAND.

17051 NODES (OF 17051 DEFINED) SELECTED BY NALL COMMAND.

EXIT THE ANSYS POST1 DATABASE PROCESSOR

***** ROUTINE COMPLETED ***** CP = 94.926

*** NOTE *** CP= 94.926 TIME= 17:02:05
A total of 1 warnings and errors written to dcslabs2.err.