



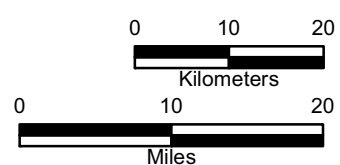


**LEGEND**

-  Region of Interest Boundary
- Primary Highway**
-  Interstate
-  US Highway
-  State Highway

\* No portion of the study area was excluded by the 20-mile highway exclusion buffer



PSEG Power, LLC  
PSEG Site ESPA  
Part 3, Environmental Report  
Primary Highways  
and Excluded Areas  
**FIGURE 9.3-5**  
Rev 0