



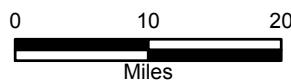
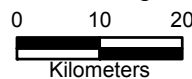


**LEGEND**

-  Site Location
-  50-mile (80 km) Concentric Ring
-  Airports within 50 Miles of Site
-  County Boundary



PSEG Power, LLC  
 PSEG Site ESPA  
 Part 3, Environmental Report

Airports within  
 50 Miles of the PSEG Site

FIGURE 2.5-8 Rev 0