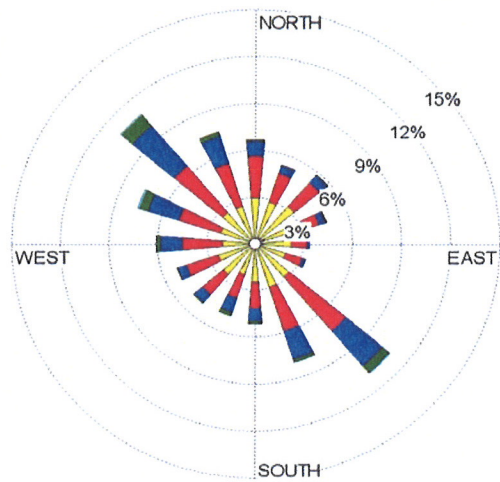


## Spring

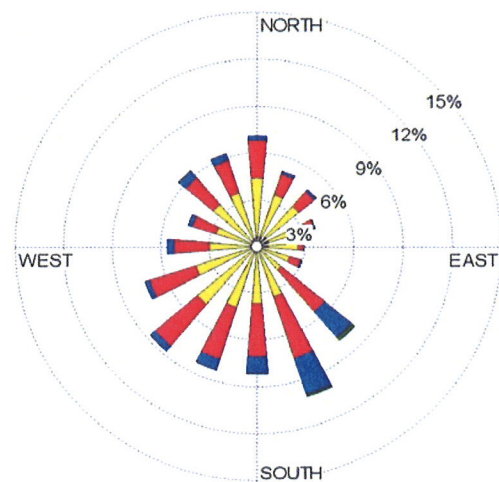


WIND SPEED  
(m/s)

- $\geq 10.9$
- 8.3 - 10.9
- 5.6 - 8.3
- 3.4 - 5.6
- 1.6 - 3.4
- 0.2 - 1.6

Calms: 0.07%

## Summer

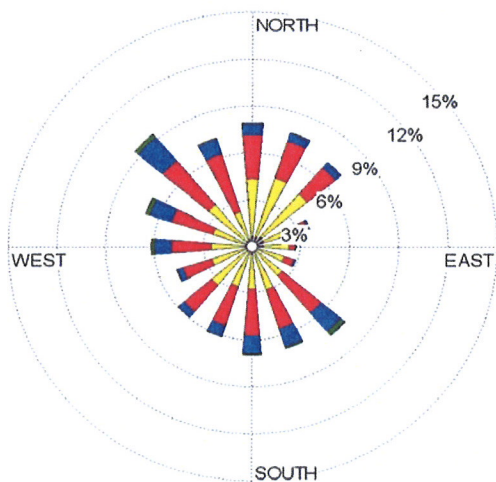


WIND SPEED  
(m/s)

- $\geq 10.9$
- 8.3 - 10.9
- 5.6 - 8.3
- 3.4 - 5.6
- 1.6 - 3.4
- 0.2 - 1.6

Calms: 0.15%

## Autumn

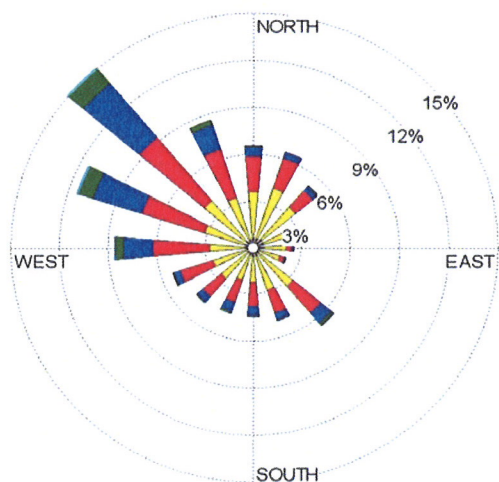


WIND SPEED  
(m/s)

- $\geq 10.9$
- 8.3 - 10.9
- 5.6 - 8.3
- 3.4 - 5.6
- 1.6 - 3.4
- 0.2 - 1.6

Calms: 0.12%

## Winter



WIND SPEED  
(m/s)

- $\geq 10.9$
- 8.3 - 10.9
- 5.6 - 8.3
- 3.4 - 5.6
- 1.6 - 3.4
- 0.2 - 1.6

Calms: 0.06%

PSEG Power, LLC

PSEG Site ESPA  
Part 2, Site Safety Analysis Report

Seasonal Wind Roses at S/HC Primary  
Meteorological Tower 33-ft. Level During 32  
Year Period 1977 - 2008

FIGURE 2.3-30

Rev 0