We would be happy to discuss any questions relating to the testing and test results. It has been a pleasure working with you and we hope to have other opportunities in the future.

Sincerely,

K. H. Stokoe II

Kenneth H. Stokoe, II, Ph.D., P.E.
Director, Geotechnical Engineering Center
University of Texas at Austin
Jennie C. and Milton T. Graves Chair in Engineering

KHS:ttb

APPENDIX A

UT Specimen UTA-60-A (1C)
Type = Clay (CH)

B-2182
Sample No. UD-24
Depth = 300.6 ft

Total Unit Weight = 123.1 lb/ft^3
Water Content = 22.7%
Estimated In-Situ Mean Effective Stress = 101.6 psi

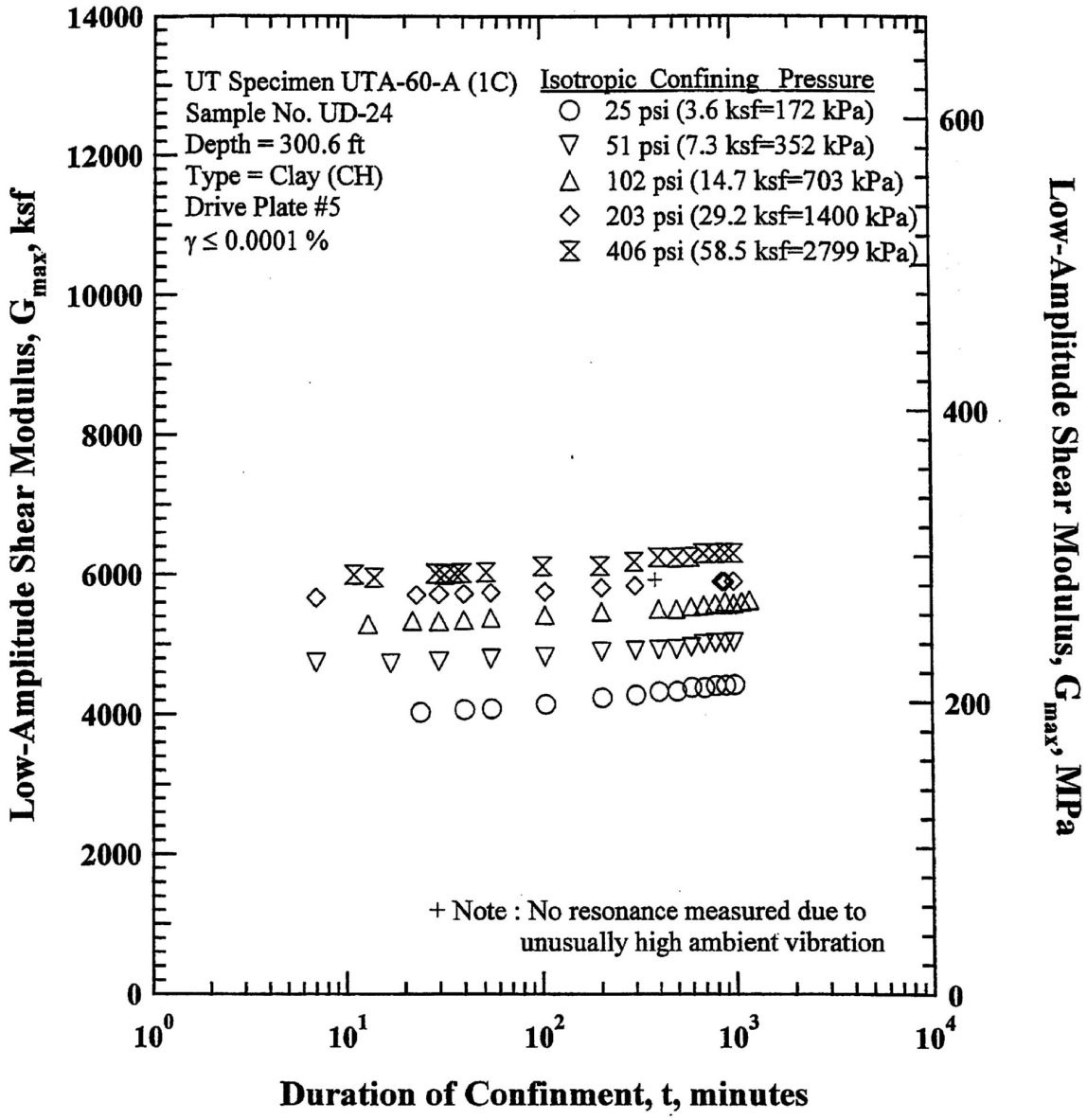

Figure A.1 Variation in Low-Amplitude Shear Modulus with Magnitude and Duration of Isotropic Confining Pressure from Resonant Column Tests of Specimen UTA-60-A (1C)

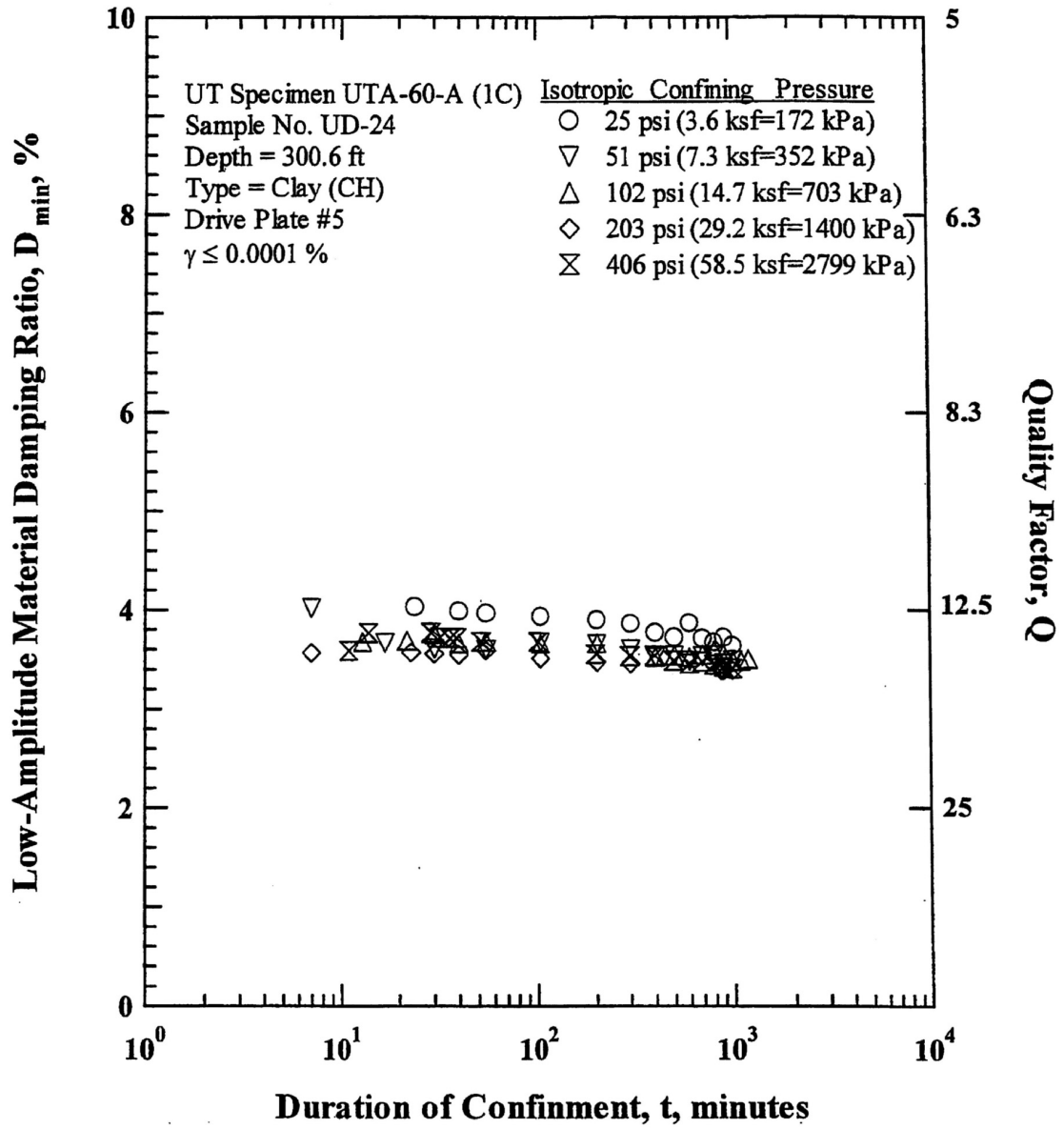

Figure A.2 Variation in Low-Amplitude Material Damping Ratio with Magnitude and Duration of Isotropic Confining Pressure from Resonant Column Tests of Specimen UTA-60-A (1C)

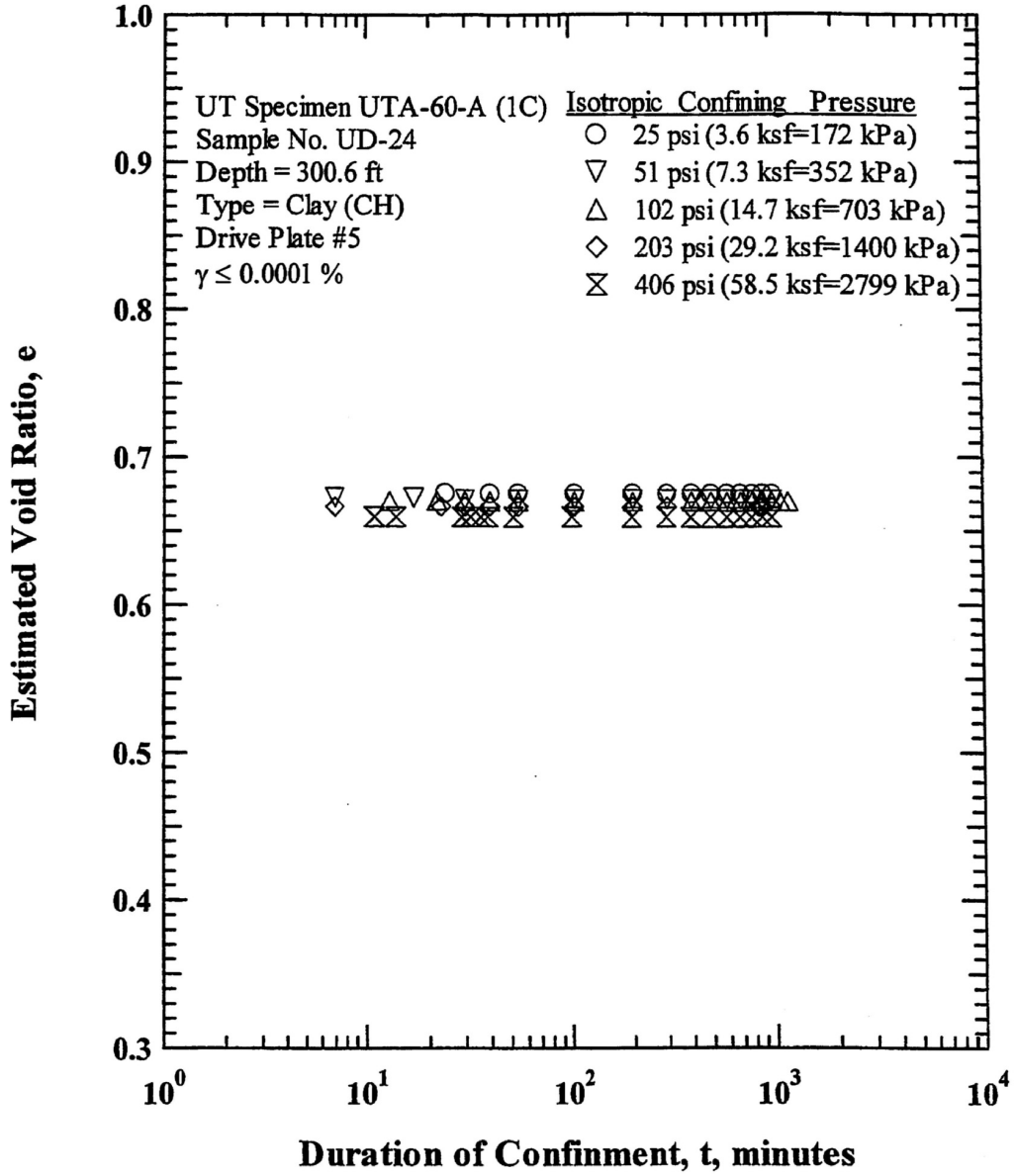

Figure A.3 Variation in Estimated Void Ratio with Magnitude and Duration of Isotropic Confining Pressure from Resonant Column Tests of Specimen UTA-60-A (1C)

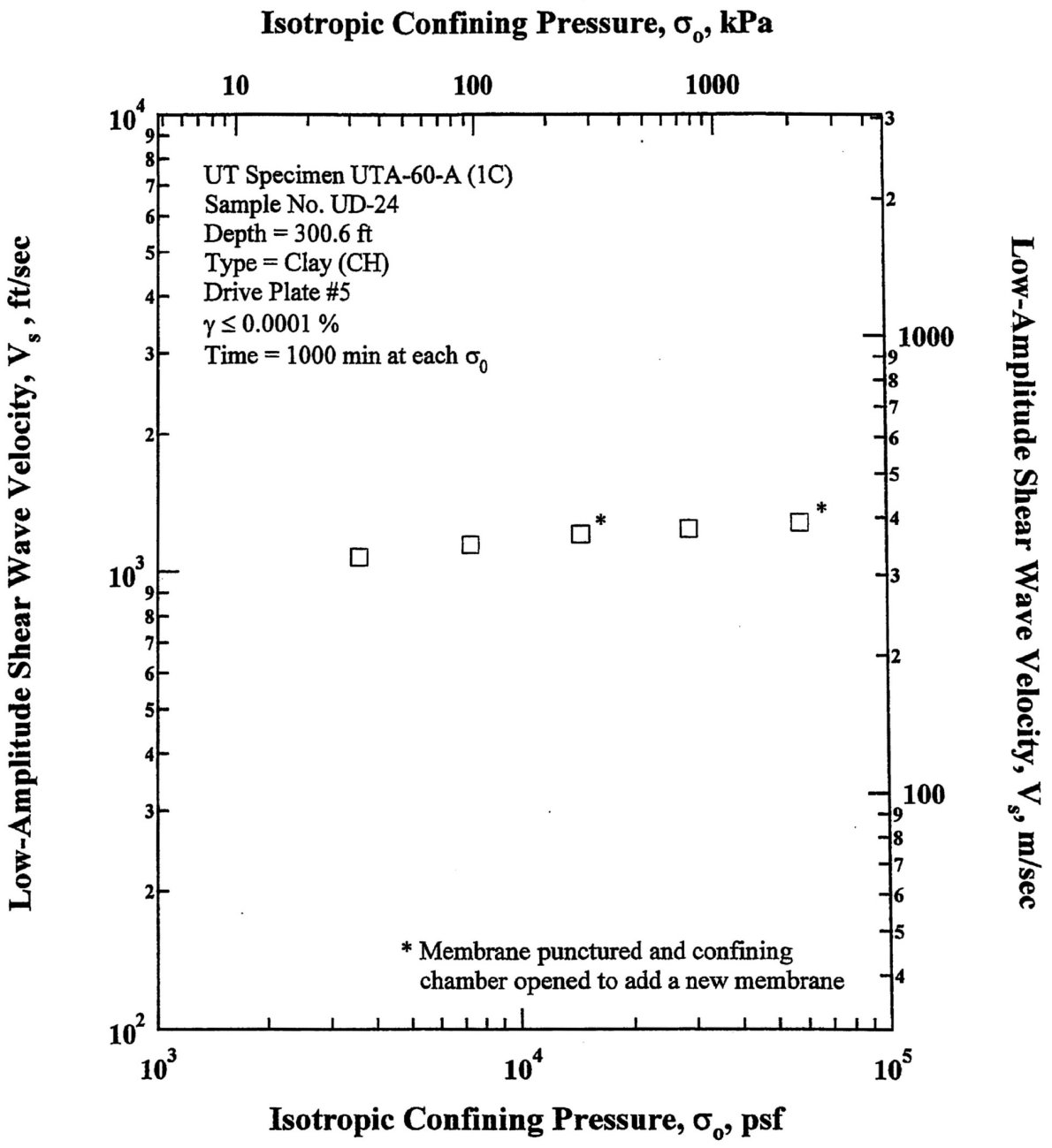

Figure A.4 Variation in Low-Amplitude Shear Wave Velocity with Isotropic Confining Pressure from Resonant Column Tests of Specimen UTA-60-A (1C)

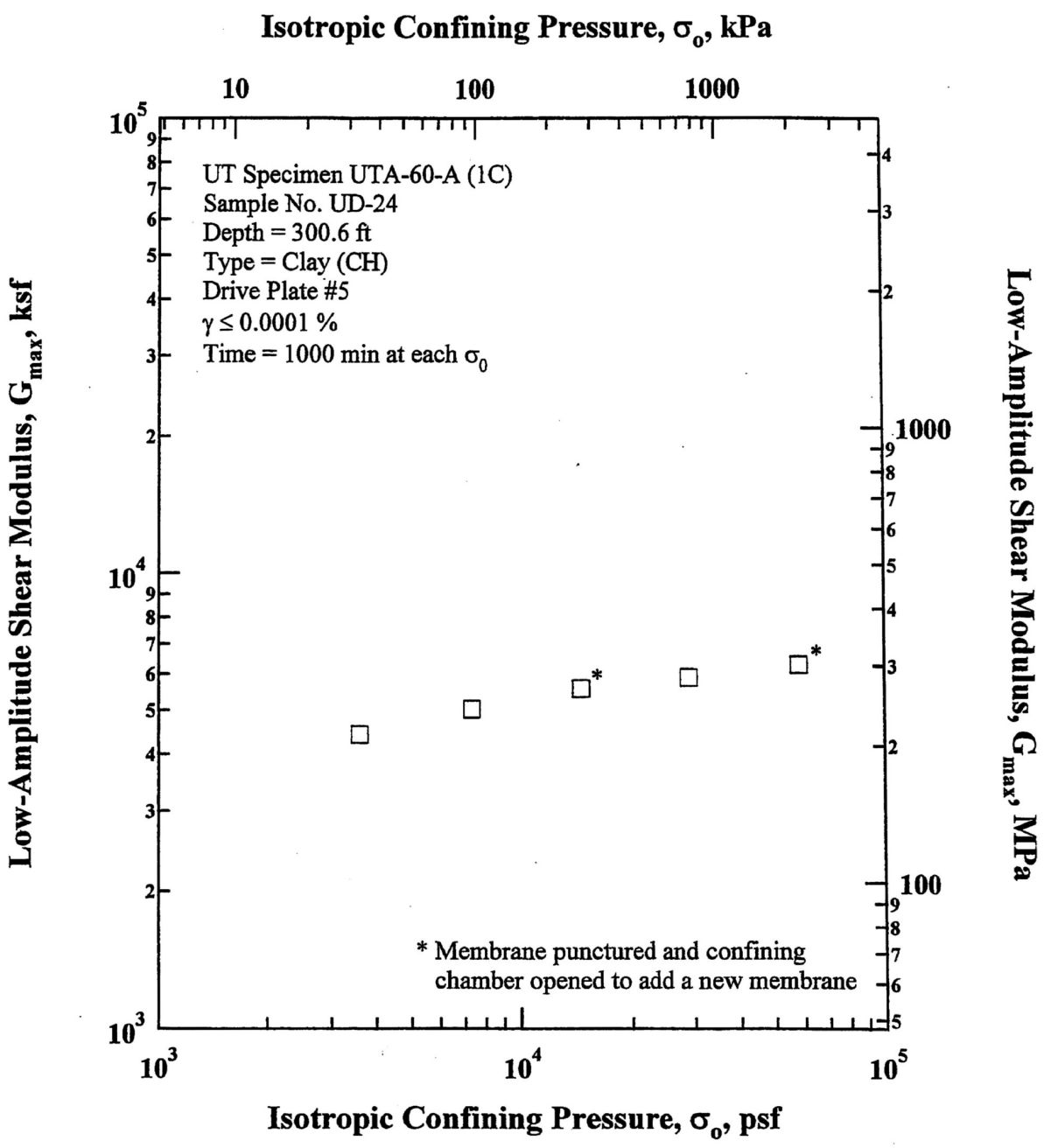

Figure A.5 Variation in Low-Amplitude Shear Modulus with Isotropic Confining Pressure from Resonant Column Tests of Specimen UTA-60-A (1C)

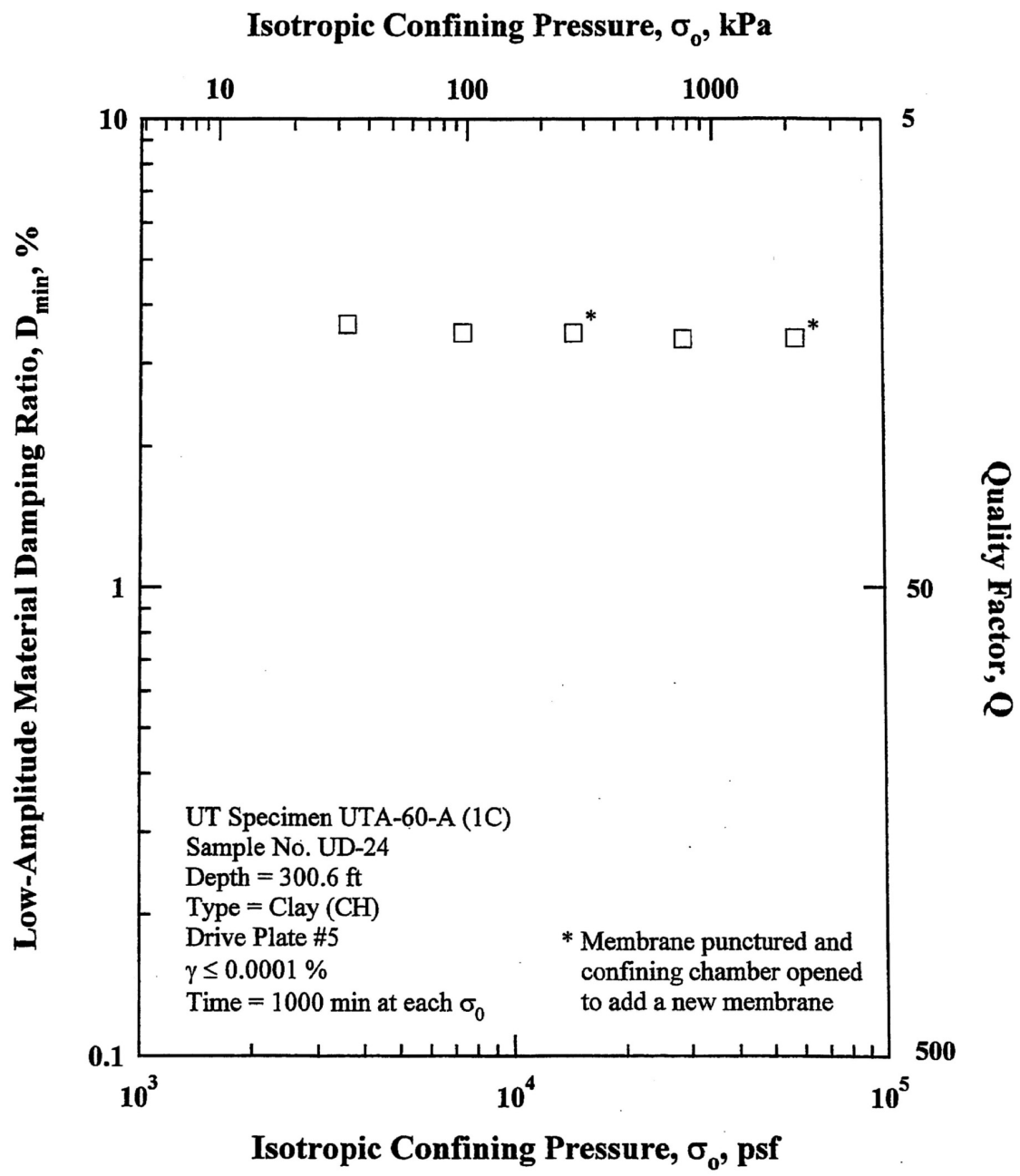

Figure A.6 Variation in Low-Amplitude Material Damping Ratio with Isotropic Confining Pressure from Resonant Column Tests of Specimen UTA-60-A (1C)

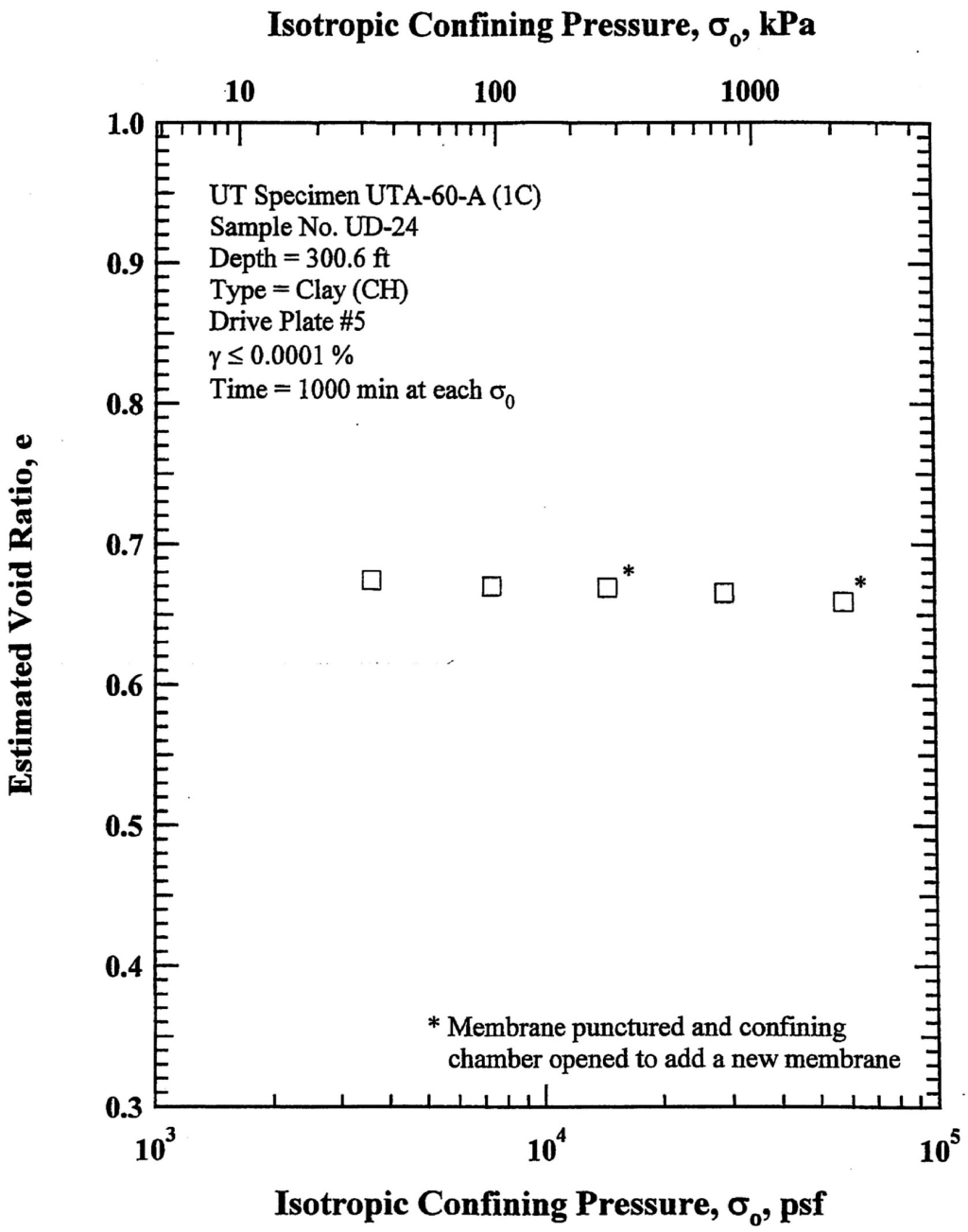

Figure A.7 Variation in Estimated Void Ratio with Isotropic Confining Pressure from Resonant Column Tests of Specimen UTA-60-A (1C)

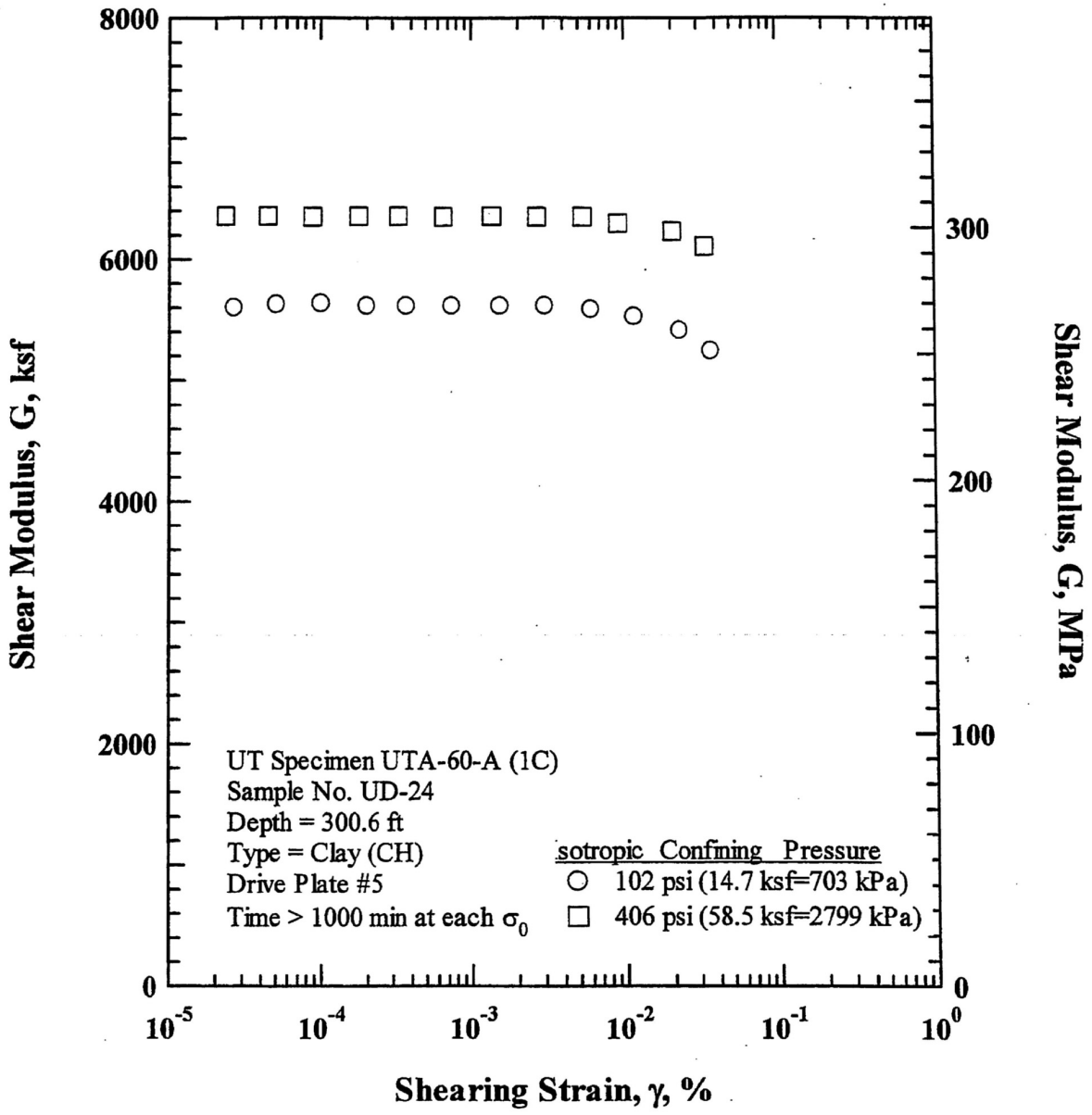

Figure A.8 Variation in Shear Modulus with Shearing Strain at Different Isotropic Confining Pressures from Resonant Column Tests of Specimen UTA-60-A (1C)

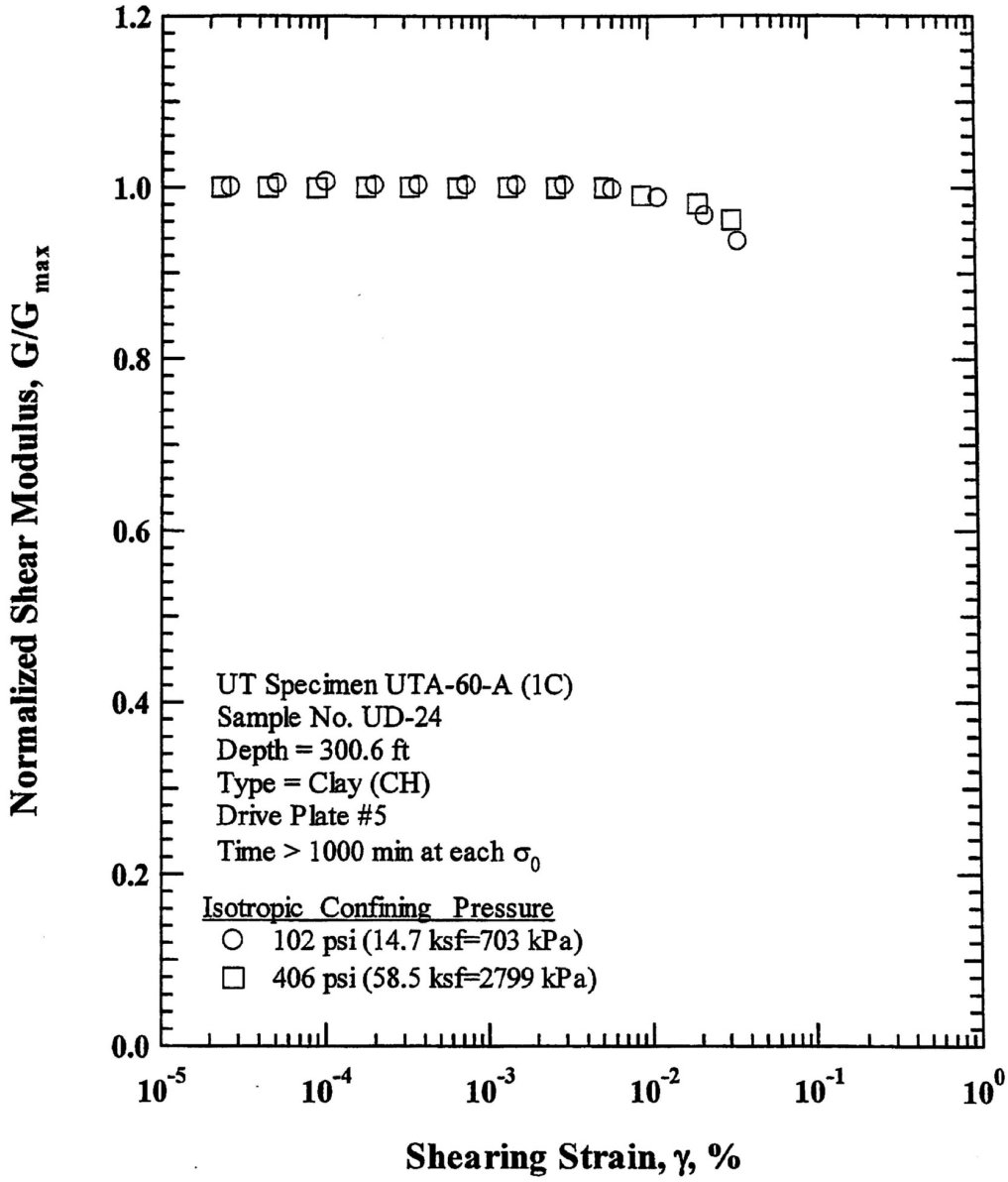

Figure A.9 Variation in Normalized Shear Modulus with Shearing Strain at Different Isotropic Confining Pressures from Resonant Column Tests of Specimen UTA-60-A (1C)

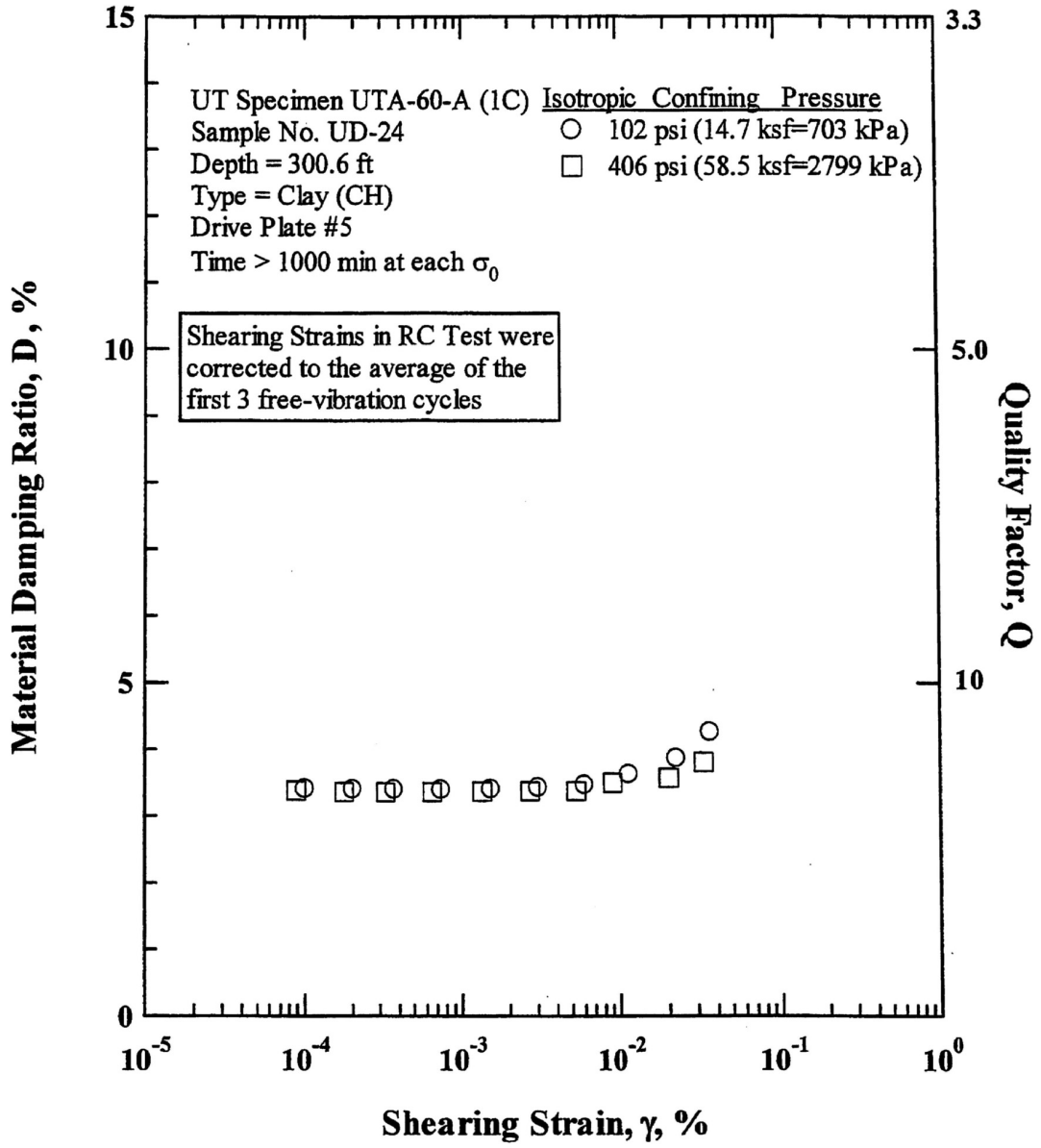

Figure A.10 Variation in Material Damping Ratio with Shearing Strain at Different Isotropic Confining Pressures from Resonant Column Tests of Specimen UTA-60-A (1C)

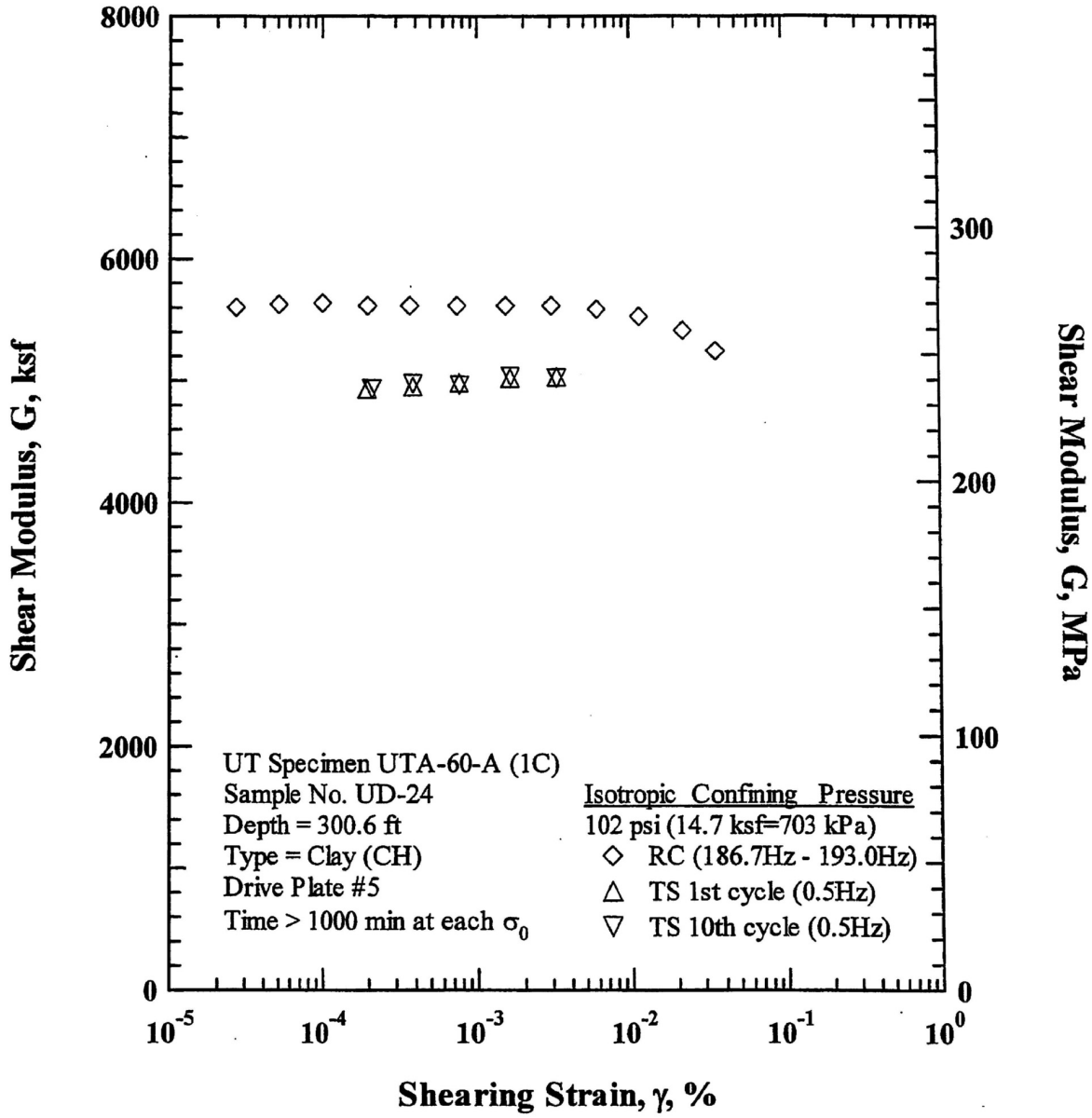

Figure A.11 Comparison of the Variation in Shear Modulus with Shearing Strain at an Isotropic Confining Pressure of Loading 102 psi (14.7 ksf=703 kPa) from Combined RCTS Tests of Specimen UTA-60-A (1C)

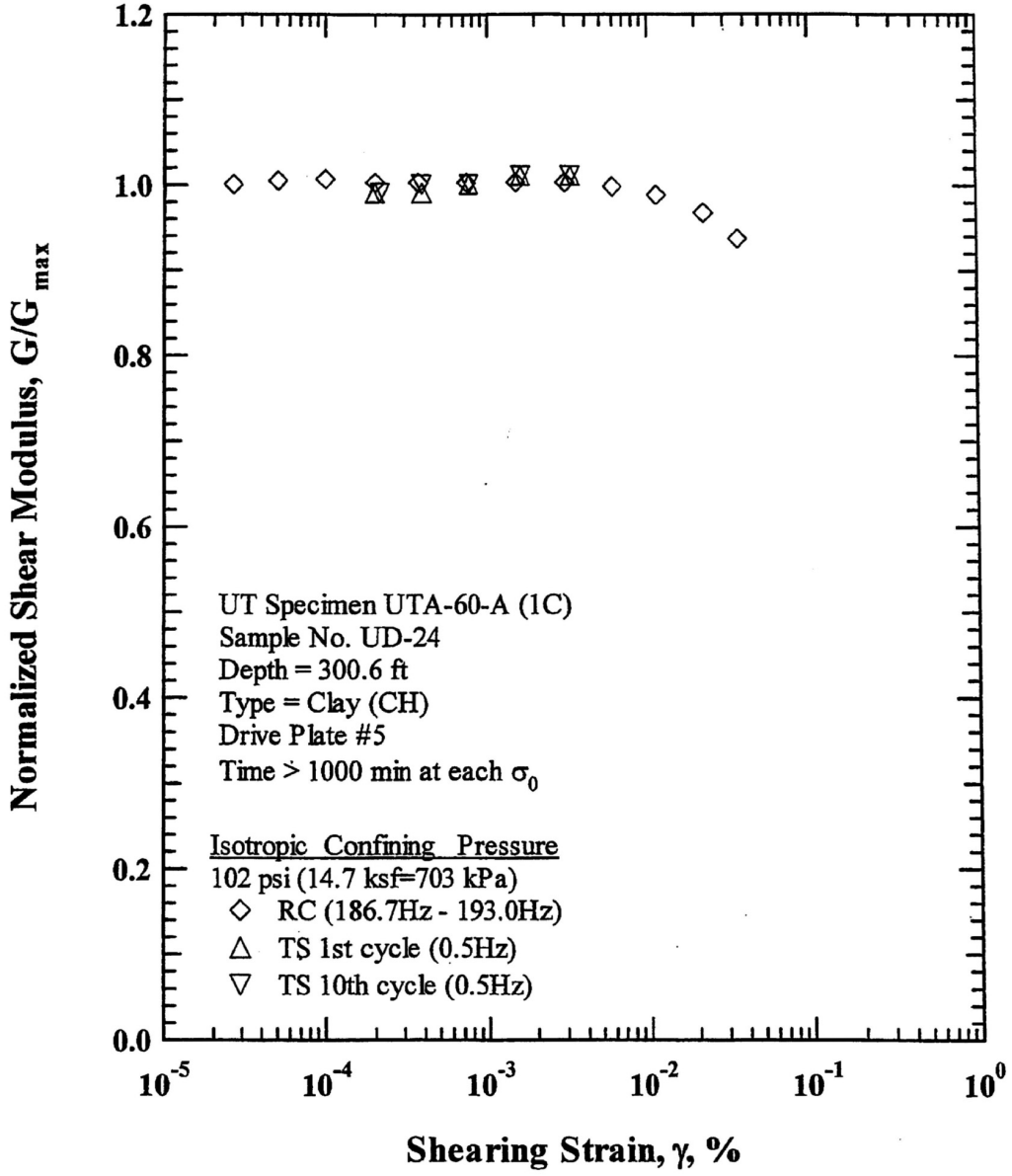

Figure A.12 Comparison of the Variation in Normalized Shear Modulus with Shearing Strain at an Isotropic Confining Pressure of Loading 102 psi (14.7 ksf=703 kPa) from Combined RCTS Tests of Specimen UTA-60-A (1C)

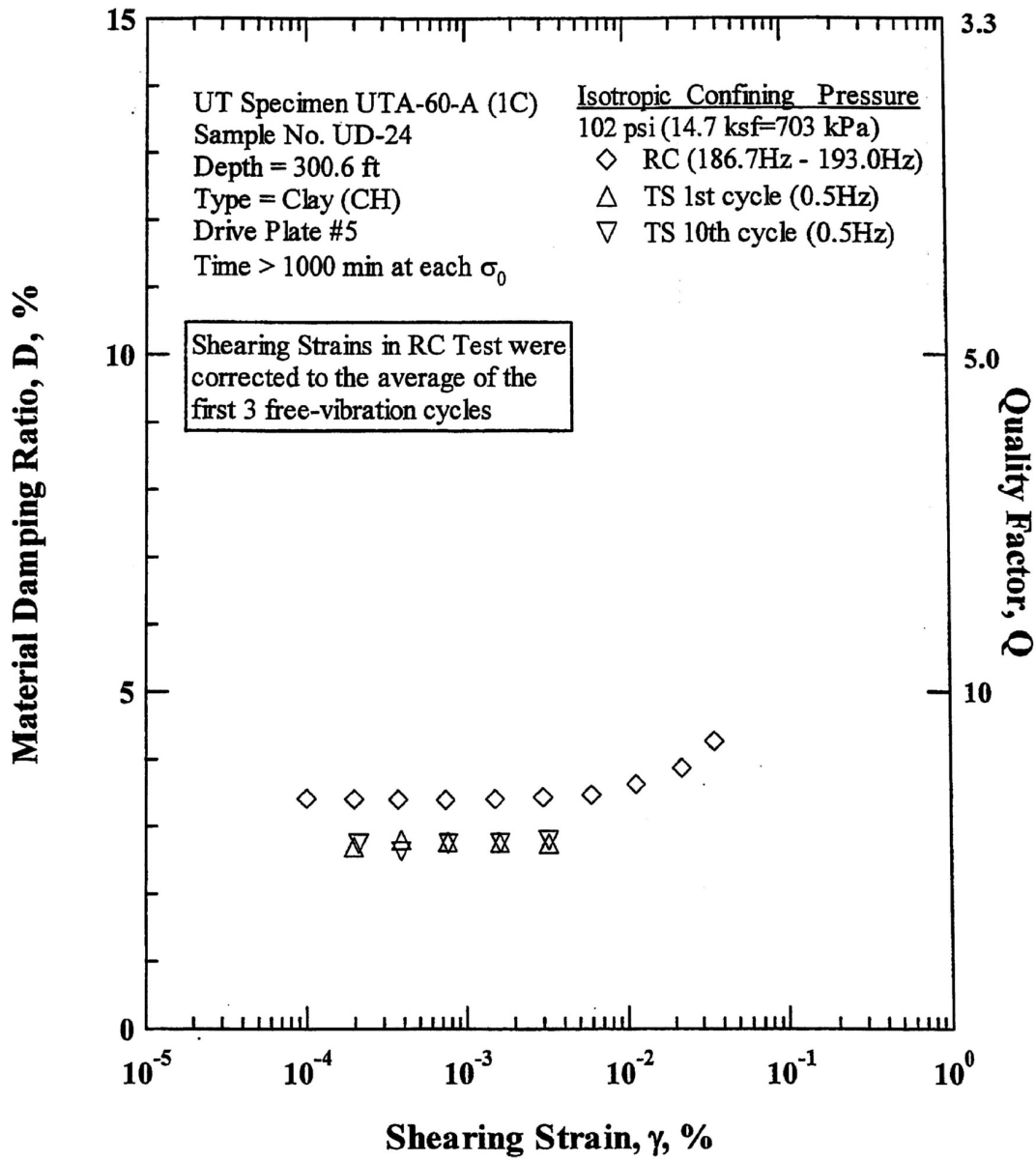

Figure A.13 Comparison of the Variation in Material Damping Ratio with Shearing Strain at an Isotropic Confining Pressure of Loading 102 psi (14.7 ksf=703 kPa) from Combined RCTS Tests of Specimen UTA-60-A (1C)

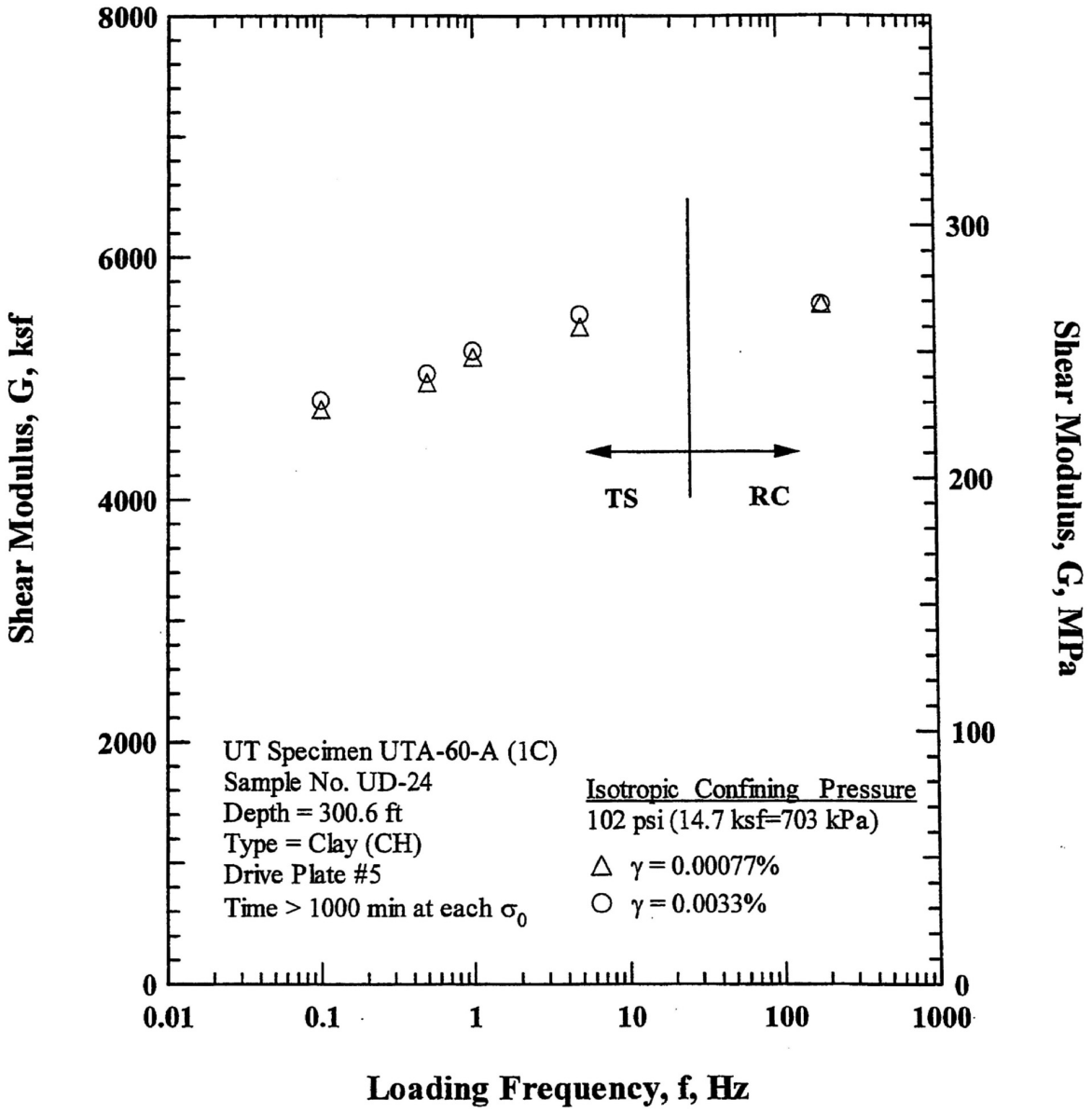

Figure A.14 Comparison of the Variation in Shear Modulus with Loading Frequency at an Isotropic Confining Pressure of Loading 102 psi (14.7 ksf=703 kPa) from Combined RCTS Tests of Specimen UTA-60-A (1C)

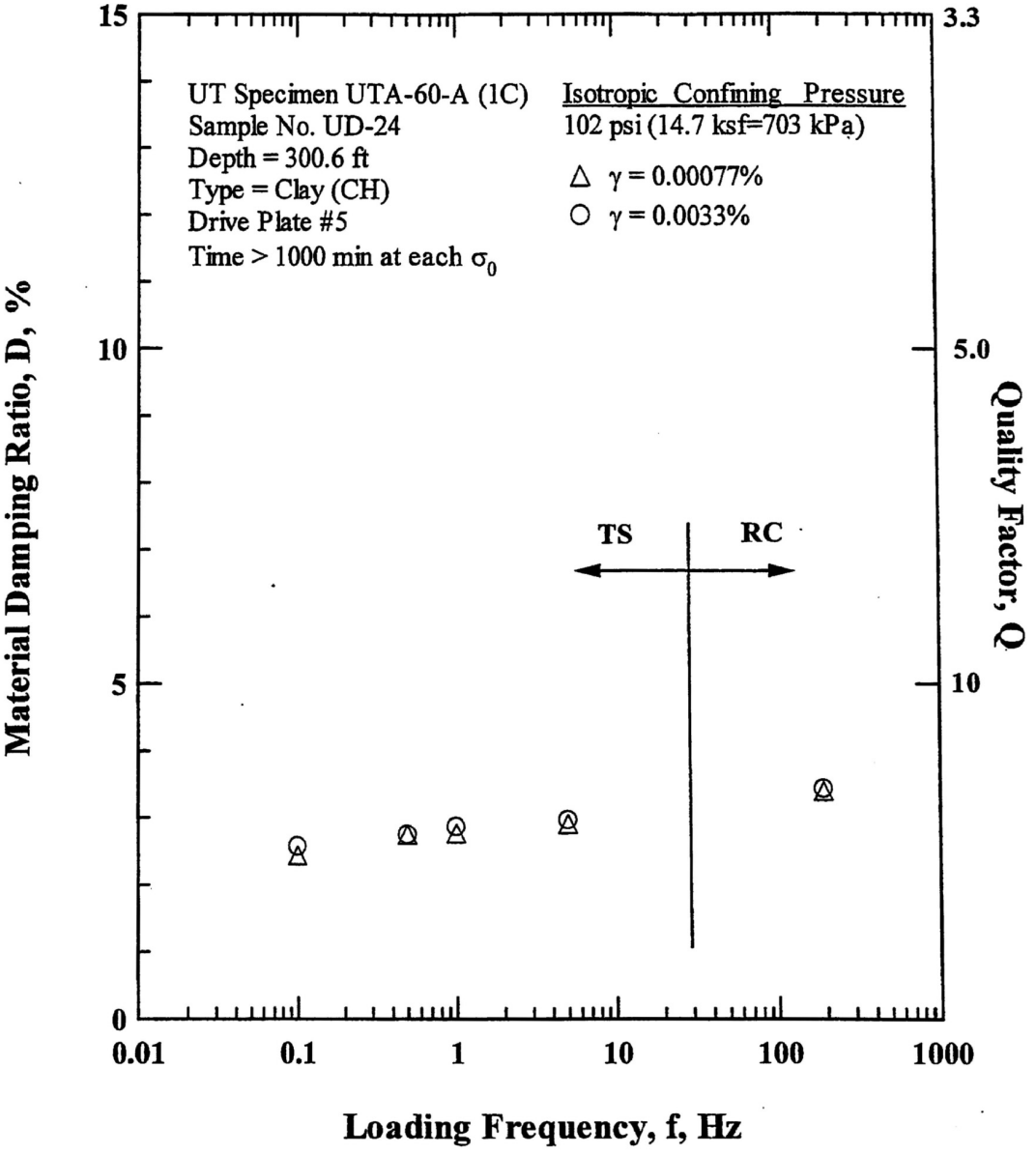

Figure A.15 Comparison of the Variation in Material Damping Ratio with Loading Frequency at an Isotropic Confining Pressure Loading 102 psi (14.7 ksf=703 kPa) from Combined RCTS Tests of Specimen UTA-60-A (1C)

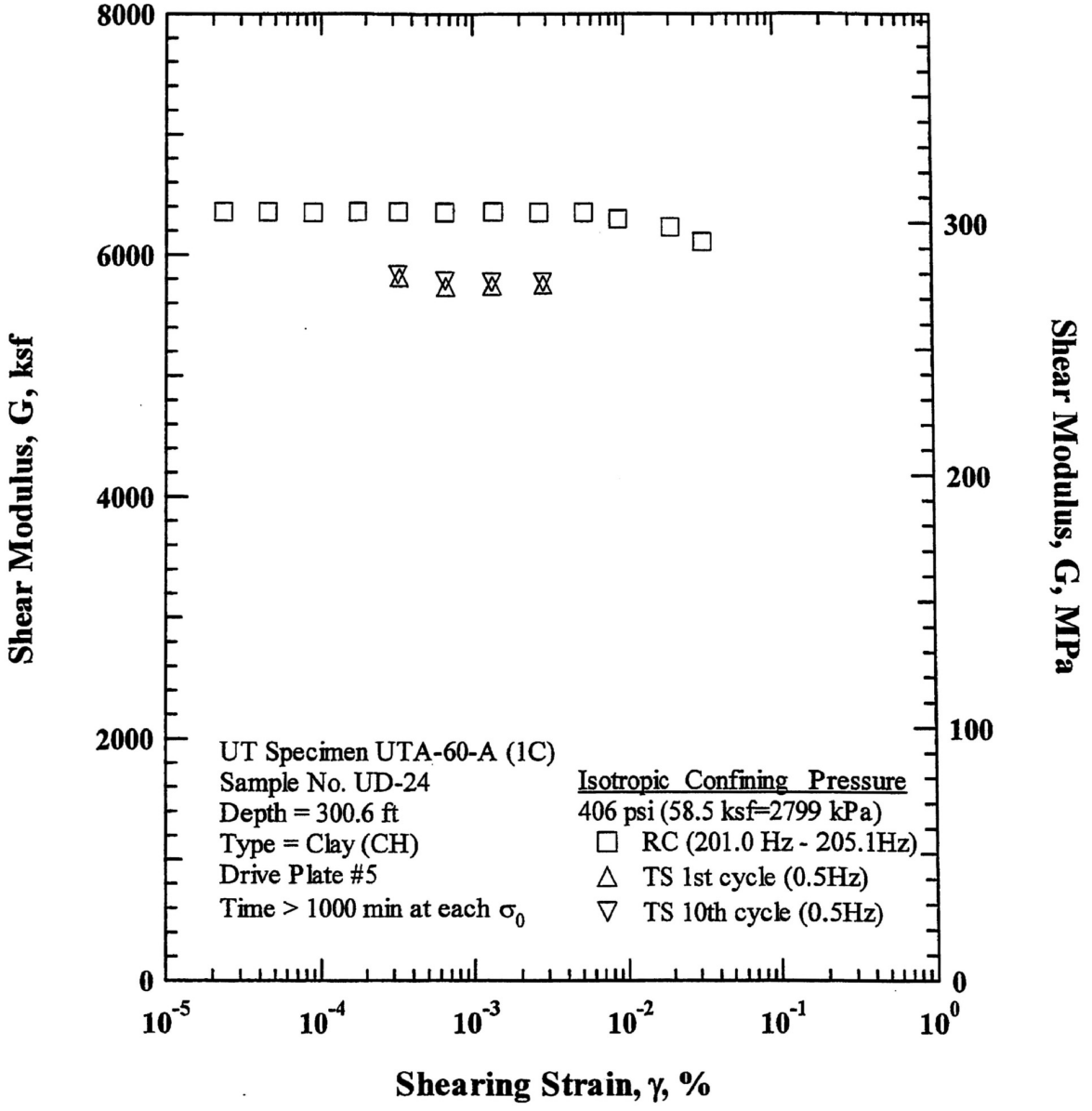

Figure A.16 Comparison of the Variation in Shear Modulus with Shearing Strain at an Isotropic Confining Pressure of Loading 406 psi (58.5 ksf=2799 kPa) from Combined RCTS Tests of Specimen UTA-60-A (1C)

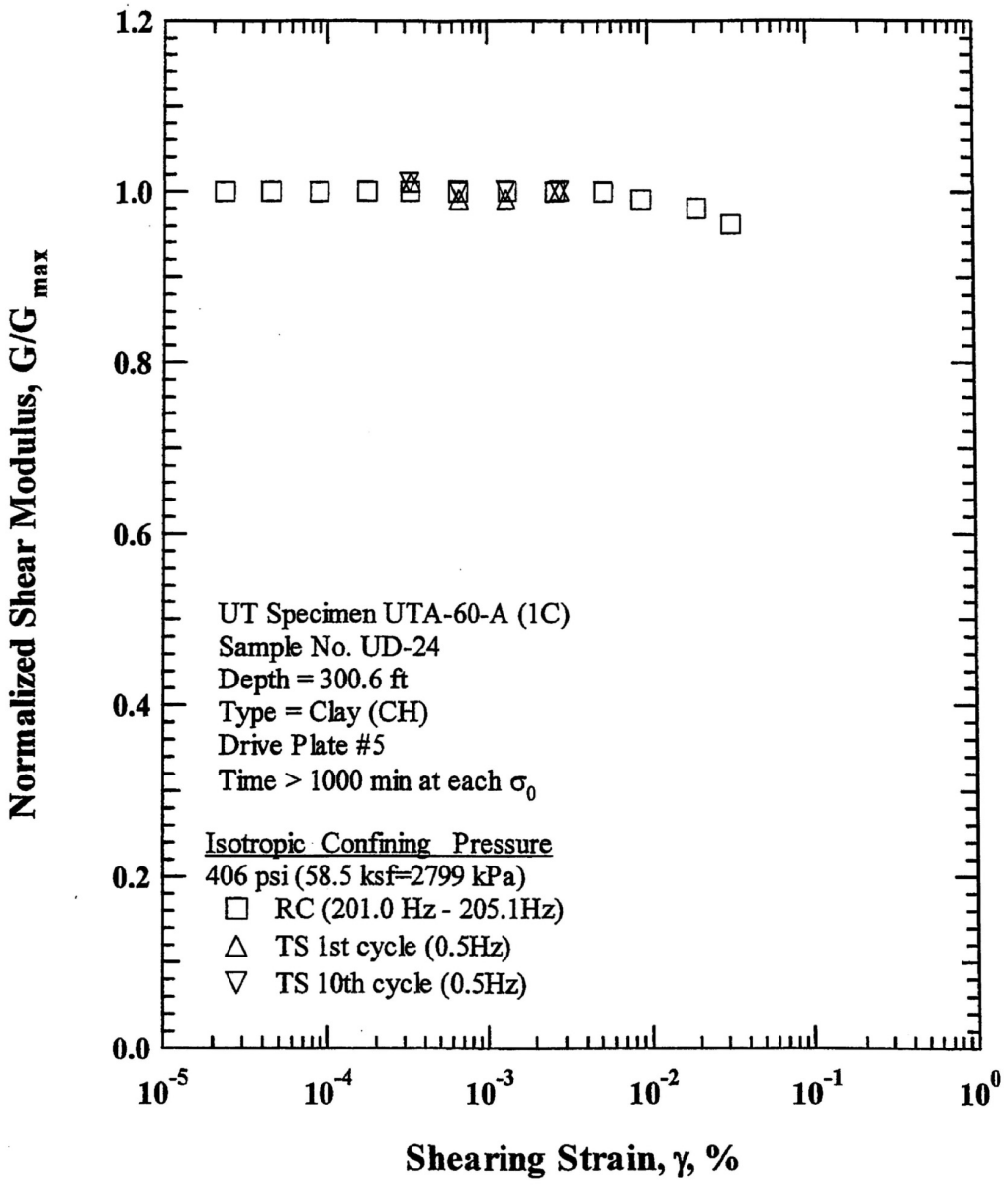

Figure A.17 Comparison of the Variation in Normalized Shear Modulus with Shearing Strain at an Isotropic Confining Pressure of Loading 406 psi (58.5 ksf=2799 kPa) from Combined RCTS Tests of Specimen UTA-60-A (1C)

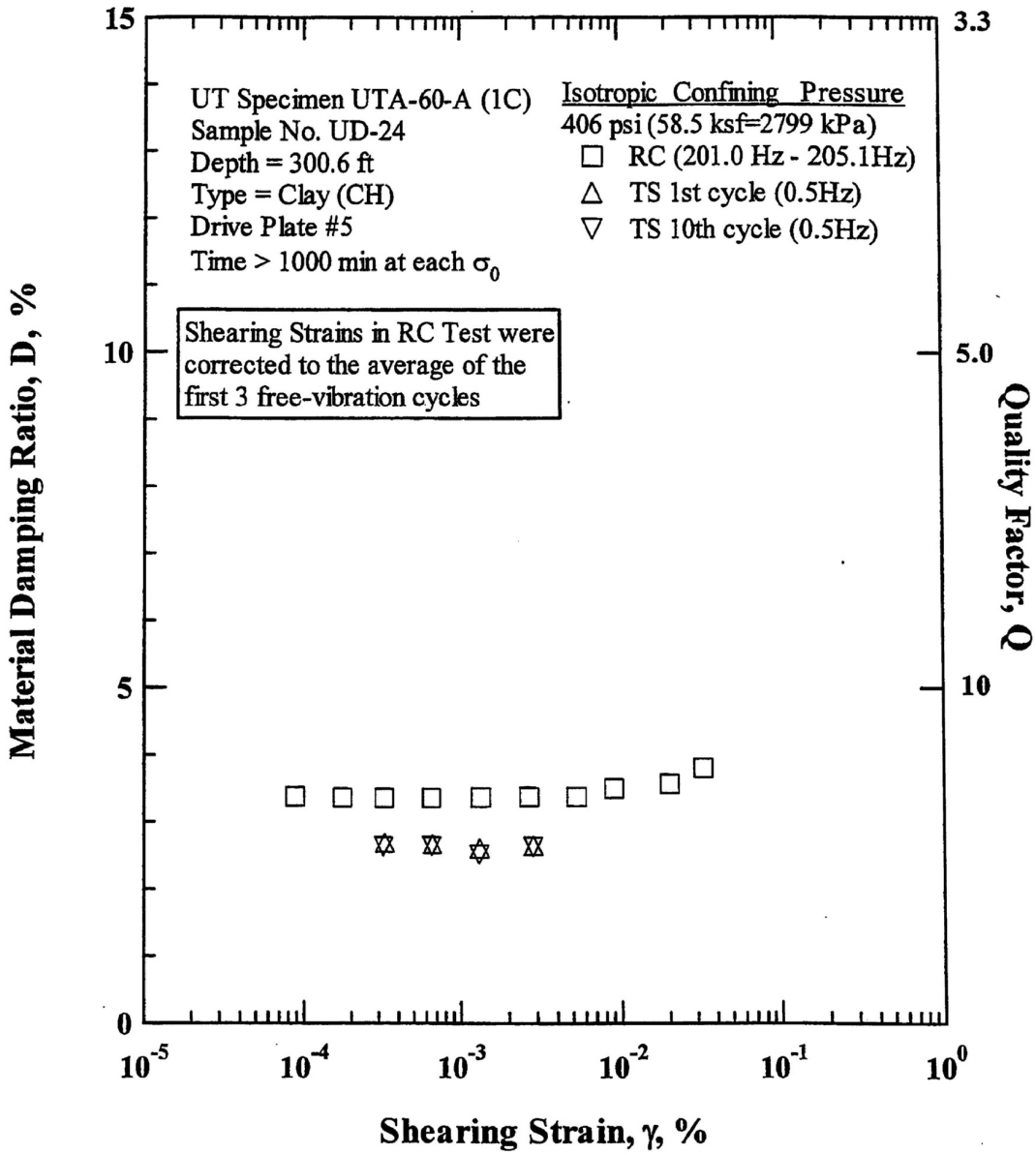

Figure A.18 Comparison of the Variation in Material Damping Ratio with Shearing Strain at an Isotropic Confining Pressure of Loading 406 psi (58.5 ksf=2799 kPa) from Combined RCTS Tests of Specimen UTA-60-A (1C)

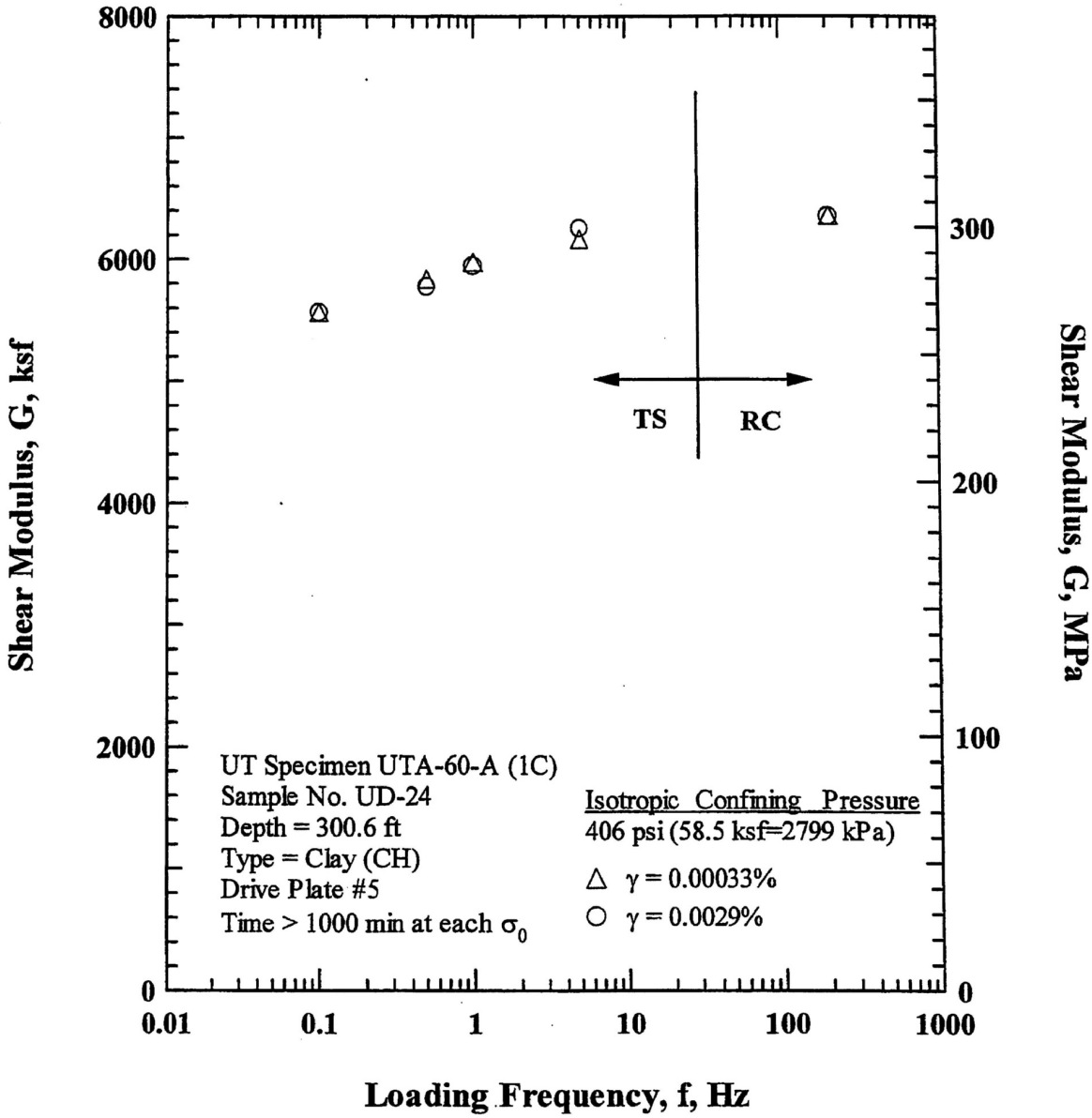

Figure A.19 Comparison of the Variation in Shear Modulus with Loading Frequency at an Isotropic Confining Pressure of Loading 406 psi (58.5 ksf=2799 kPa) from Combined RCTS Tests of Specimen UTA-60-A (1C)

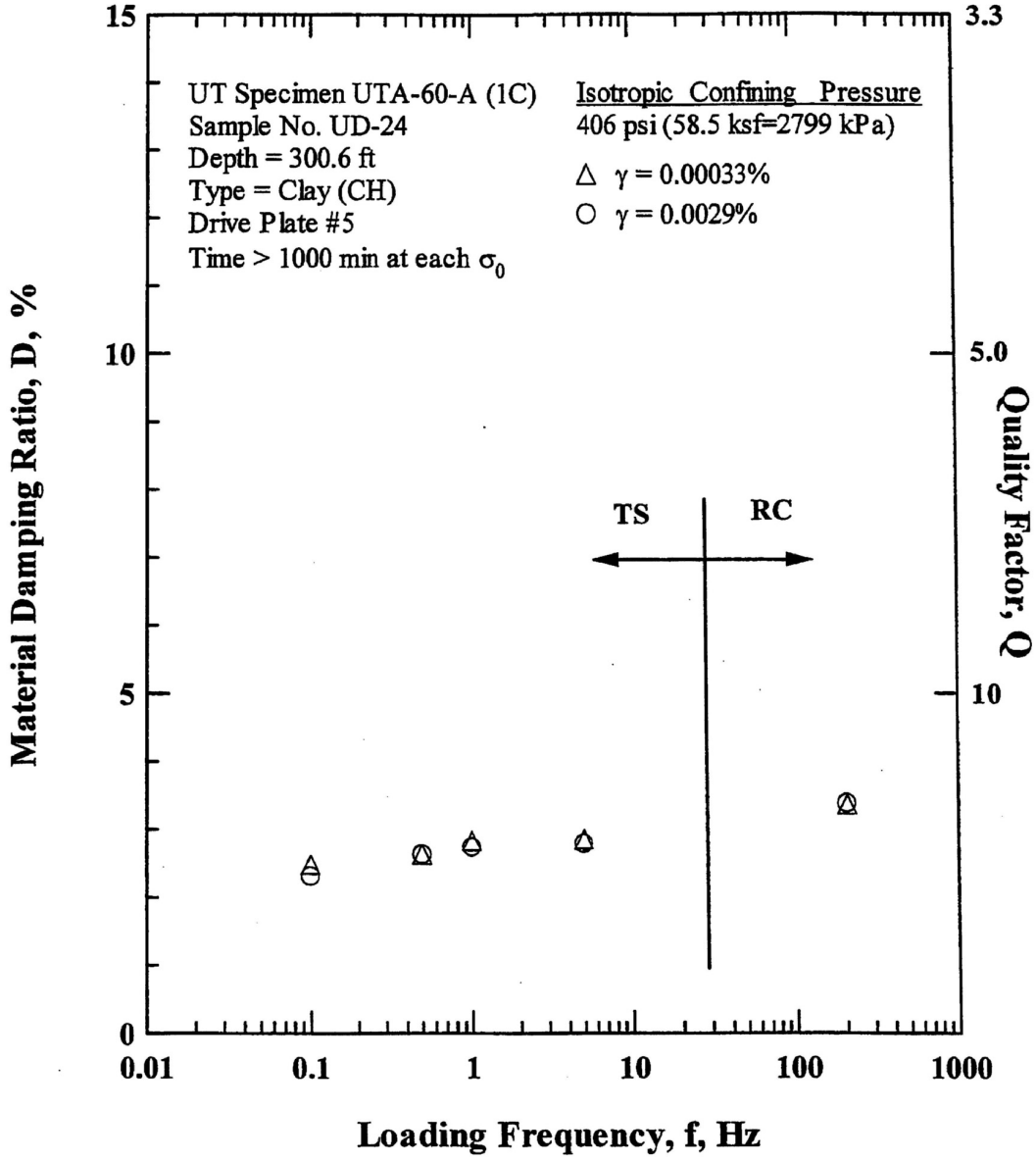

Figure A.20 Comparison of the Variation in Material Damping Ratio with Loading Frequency at an Isotropic Confining Pressure of Loading 406 psi (58.5 ksf=2799 kPa) from Combined RCTS Tests of Specimen UTA-60-A (1C)

Table A.1 Variation in Low-Amplitude Shear Wave Velocity, Low-Amplitude Shear Modulus, Low-Amplitude Material Damping Ratio and Estimated Void Ratio with Isotropic Confining Pressure from RC Tests of Specimen UTA-60-A (1C)

Isotropic Confining Pressure, σ_o			Low-Amplitude Shear Modulus, G_{max}		Low-Amplitude Shear Wave Velocity, Vs	Low-Amplitude Material Damping Ratio, Dmin	Estimated Void Ratio,e
(psi)	(psf)	(kPa)	(ksf)	(MPa)	(fps)	(%)	
25	3600	172	4419	211.9	1074	3.63	0.674
51	7344	352	5023	240.8	1144	3.49	0.670
102	14688	703	5569	267.0	1205	3.48	0.669
203	29232	1400	5892	282.5	1239	3.38	0.665
406	58464	2799	6296	301.8	1279	3.40	0.659

Table A.2 Variation in Shear Modulus, Normalized Shear Modulus and Material Damping Ratio with Shearing Strain from RC Tests of Specimen UTA-60-A (1C); Isotropic Confining Pressure, σ_o = 102 psi (14.7 ksf = 703 kPa)

Peak Shearing Strain, %	Shear Modulus, G, ksf	Normalized Shear Modulus, G/G_{max}	Average[+] Shearing Strain, %	Material Damping Ratio[x], D, %
2.67E-05	5600	1.00	2.67E-05	-
5.12E-05	5624	1.00	5.12E-05	-
1.01E-04	5635	1.01	1.01E-04	3.41
2.00E-04	5613	1.00	2.00E-04	3.40
3.71E-04	5612	1.00	3.71E-04	3.39
7.42E-04	5612	1.00	7.42E-04	3.39
1.53E-03	5612	1.00	1.53E-03	3.40
3.04E-03	5613	1.00	3.04E-03	3.43
6.02E-03	5584	1.00	6.02E-03	3.46
1.15E-02	5525	0.99	1.15E-02	3.62
2.26E-02	5410	0.97	2.26E-02	3.86
3.64E-02	5241	0.94	3.64E-02	4.25

[+] Average Shearing Strain from the First Three Cycles of the Free Vibration Decay Curve

[x] Average Damping Ratio from the First Three Cycles of the Free Vibration Decay Curve

[-] High Noise Level Interfering with Damping Measurement

Table A.3 Variation in Shear Modulus, Normalized Shear Modulus and Material Damping Ratio with Shearing Strain from TS Tests of Specimen UTA-60-A (1C); Isotropic Confining Pressure, σ_o = 102 psi (14.7 ksf = 703 kPa)

First Cycle				Tenth Cycle			
Peak Shearing Strain, %	Shear Modulus, G, ksf	Normalized Shear Modulus, G/G_{max}	Material Damping Ratio, D, %	Peak Shearing Strain, %	Shear Modulus, G, ksf	Normalized Shear Modulus, G/G_{max}	Material Damping Ratio, D, %
1.99E-04	4930	0.99	2.69	2.13E-04	4930	0.99	2.74
3.88E-04	4950	0.99	2.80	3.89E-04	4970	1.00	2.63
7.67E-04	4980	1.00	2.77	7.72E-04	4960	1.00	2.74
1.63E-03	5020	1.01	2.76	1.64E-03	5030	1.01	2.75
3.27E-03	5030	1.01	2.74	3.27E-03	5020	1.01	2.79

Table A.4 Variation in Shear Modulus, Normalized Shear Modulus and Material Damping Ratio with Shearing Strain from RC Tests of Specimen UTA-60-A (1C); Isotropic Confining Pressure, σ_o = 406 psi (58.5 ksf = 2799 kPa)

Peak Shearing Strain, %	Shear Modulus, G, ksf	Normalized Shear Modulus, G/G_{max}	Average[+] Shearing Strain, %	Material Damping Ratio[x], D, %
2.34E-05	6357	1.00	2.34E-05	-
4.49E-05	6357	1.00	4.49E-05	-
8.84E-05	6351	1.00	8.84E-05	3.38
1.76E-04	6358	1.00	1.76E-04	3.36
3.27E-04	6357	1.00	3.27E-04	3.36
6.52E-04	6352	1.00	6.52E-04	3.35
1.35E-03	6358	1.00	1.35E-03	3.37
2.69E-03	6352	1.00	2.69E-03	3.37
5.33E-03	6352	1.00	5.33E-03	3.37
9.08E-03	6295	0.99	9.08E-03	3.50
2.03E-02	6229	0.98	2.03E-02	3.57
3.32E-02	6107	0.96	3.32E-02	3.80

[+] Average Shearing Strain from the First Three Cycles of the Free Vibration Decay Curve

[x] Average Damping Ratio from the First Three Cycles of the Free Vibration Decay Curve

[-] High Noise Level Interfering with Damping Measurement

Table A.5 Variation in Shear Modulus, Normalized Shear Modulus and Material Damping Ratio with Shearing Strain from TS Tests of Specimen UTA-60-A (1C); Isotropic Confining Pressure, σ_o = 406 psi (58.5 ksf = 2799 kPa)

First Cycle				Tenth Cycle			
Peak Shearing Strain, %	Shear Modulus, G, ksf	Normalized Shear Modulus, G/G_{max}	Material Damping Ratio, D, %	Peak Shearing Strain, %	Shear Modulus, G, ksf	Normalized Shear Modulus, G/G_{max}	Material Damping Ratio, D, %
3.32E-04	5810	1.01	2.68	3.26E-04	5830	1.01	2.62
6.66E-04	5730	0.99	2.66	6.58E-04	5780	1.00	2.63
1.33E-03	5740	0.99	2.60	1.32E-03	5770	1.00	2.51
2.87E-03	5750	1.00	2.64	2.86E-03	5770	1.00	2.62

FINAL DATA REPORT Rev 0
GEOTECHNICAL EXPLORATION AND TESTING

EXELON TEXAS COL PROJECT
VICTORIA COUNTY, TEXAS
POWER BLOCK

July 10, 2008

VOLUME 4
Appendix G – Groundwater Data

Prepared By:

MACTEC Engineering and Consulting, Inc.
Raleigh, North Carolina

MACTEC Project No. 6468-07-1777

Prepared For:

Bechtel Power Corporation
Subcontract No. 25352-102-HC4-CY00-00001

Contents

Observation Well Records
Well Record Sampling Sheets
Laboratory Test Reports
Slug Test Data Forms

Observation Well Records

Observation Well Data Sheet

Prepared by: [illegible] Date: 3-17-08
Checked by: WBQ Date: 3-17-08

Project Name: Exelon COL Project (Victoria Site)
MACTEC Project No.: 6468-07-1777
County: Victoria
Observation Well I.D.: OW-2150L
Date of Observation Well Installation: 12/4/07
Date of Well Development: 12/4/07
Observation Well Northing: 13412552.91 US ft Easting: 2599585.12 US ft
Observation Well Location: Power Block Area
Observation Well Driller
Name: BEST Drilling
License No.: 5036

NOTES:

PVC well screen machine-slotted by the manufacturer.
Observation well developed using air-lifting techniques by the well installation contractor.
Static water level measurement collected 1/21/2008.
Observation well installed in accordance with ASTM D 5092-04e1.
Upon completion of well installation, well contractor installed seep holes in the protective steel casing.

Geologist, Hydrologist, or Engineer Supervising Well Installation: Kyla R. Rudd
Static Water Level Elevation (with respect to NAVD88) after Well Development: 33.11
Name of Geologic Formation(s) in which Well is completed: see boring log B-2150

Type of Locking Device: Masterlock - 0536 Type of Casing Protection: Steel
Concrete Surface Pad (with steel reinforcement) Dimensions: 2'x2'x6"

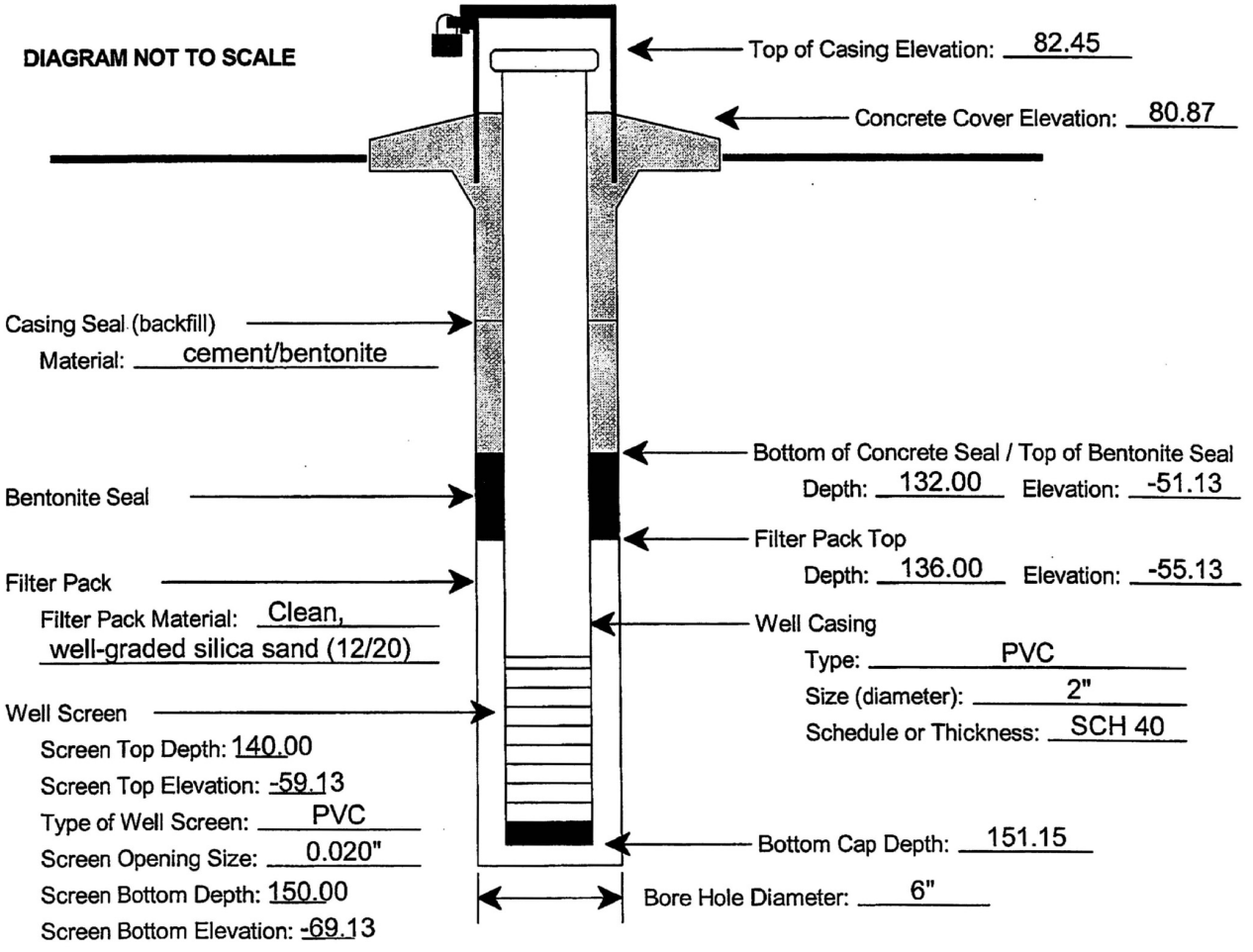

Observation Well Data Sheet

Prepared by: WSO Date: 3-17-08
Checked by: WBO Date: 3-17-08

Project Name: Exelon COL Project (Victoria Site)
MACTEC Project No.: 6468-07-1777
County: Victoria
Observation Well I.D.: OW-2150U
Date of Observation Well Installation: 12/4/07
Date of Well Development: 12/4/07
Observation Well Northing: 13412568.08 US ft Easting: 2599582.77 US ft
Observation Well Location: Power Block Area
Observation Well Driller
Name: BEST Drilling
License No.: 5036

NOTES:

PVC well screen machine-slotted by the manufacturer.
Observation well developed using air-lifting techniques by the well installation contractor.
Static water level measurement collected 1/17/2008.
Observation well installed in accordance with ASTM D 5092-04e1.
Upon completion of well installation, well contractor installed seep holes in the protective steel casing.

Geologist, Hydrologist, or Engineer Supervising Well Installation: Kyla R. Rudd
Static Water Level Elevation (with respect to NAVD88) after Well Development: 46.30
Name of Geologic Formation(s) in which Well is completed: see boring log B-2150

Type of Locking Device: Masterlock - 0536 Type of Casing Protection: Steel
Concrete Surface Pad (with steel reinforcement) Dimensions: 2'x2'x6"

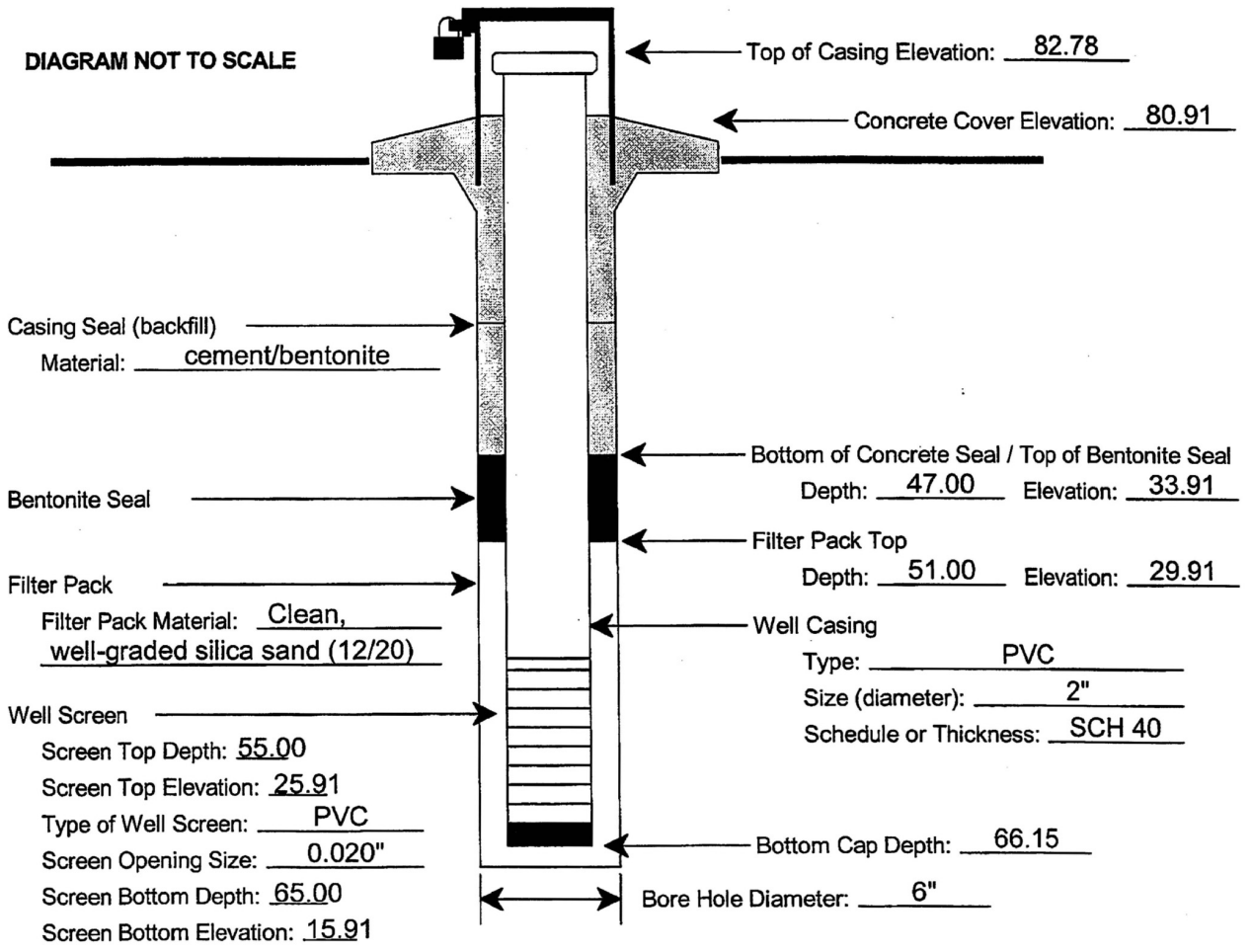

Observation Well Data Sheet

Prepared by: WSL Date: 3-17-08
Checked by: WBL Date: 3-17-08

Project Name: Exelon COL Project (Victoria Site)
MACTEC Project No.: 6468-07-1777
County: Victoria
Observation Well I.D.: OW-2169L
Date of Observation Well Installation: 1/6/08
Date of Well Development: 1/6/08
Observation Well Northing: 13412356.74 US ft Easting: 2599930.20 US ft
Observation Well Location: Power Block Area
Observation Well Driller
Name: BEST Drilling
License No.: 5036

NOTES:

Two, stainless-steel centralizers installed at 84 ft and 101 ft.
PVC well screen machine-slotted by the manufacturer.
Observation well developed using air-lifting techniques by the well installation contractor.
Static water level measurement collected 1/17/2008.
Observation well installed in accordance with ASTM D 5092-04e1.
Upon completion of well installation, well contractor installed seep holes in the protective steel casing.

Geologist, Hydrologist, or Engineer Supervising Well Installation: Jeff Moore
Static Water Level Elevation (with respect to NAVD88) after Well Development: 37.22
Name of Geologic Formation(s) in which Well is completed: see boring log B-2169

Type of Locking Device: Masterlock - 0536 Type of Casing Protection: Steel
Concrete Surface Pad (with steel reinforcement) Dimensions: 2'x2'x6"

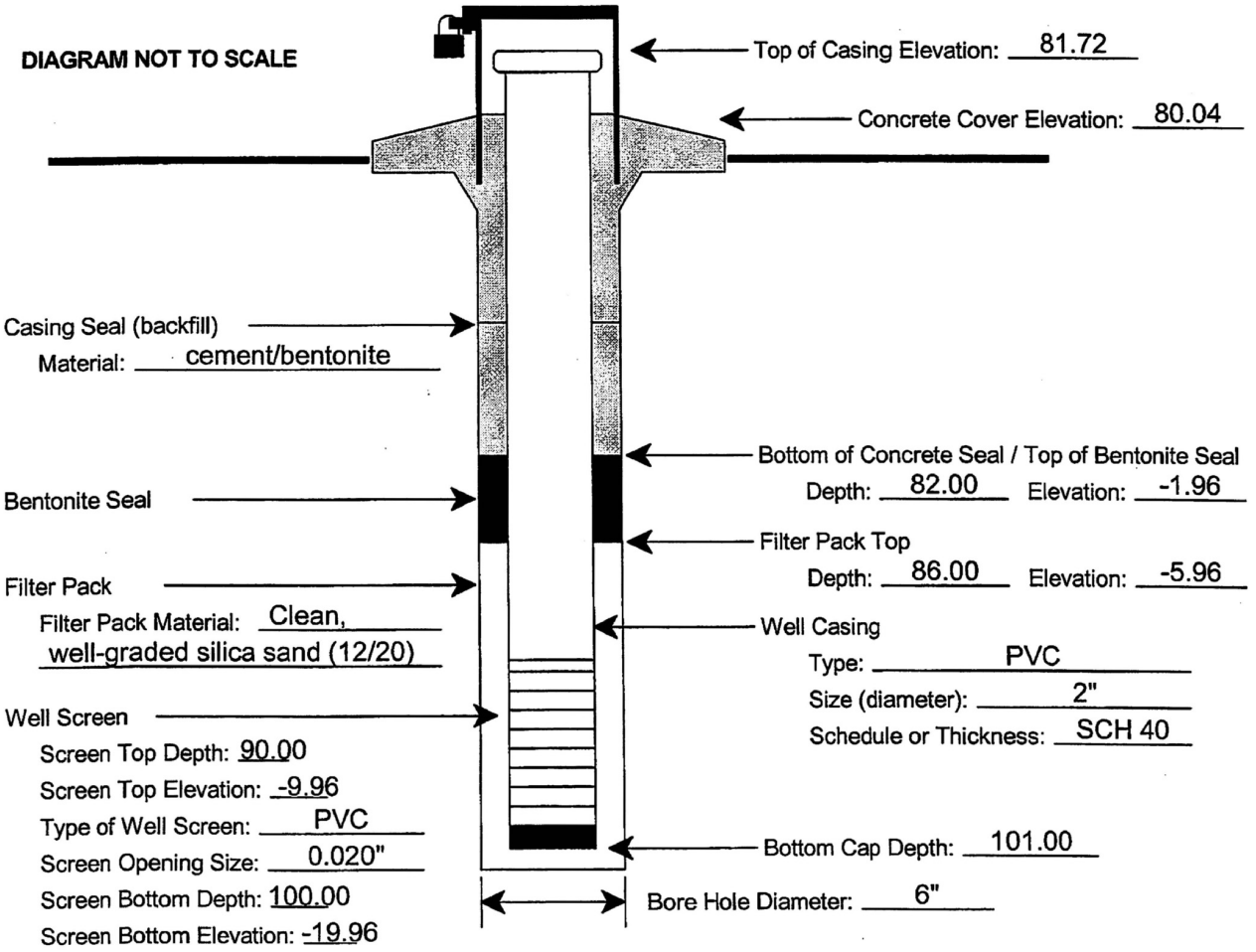

Observation Well Data Sheet

Prepared by: [illegible] Date: 3-17-08
Checked by: [illegible] Date: 3-17-08

Project Name: Exelon COL Project (Victoria Site)
MACTEC Project No.: 6468-07-1777
County: Victoria
Observation Well I.D.: OW-2169U
Date of Observation Well Installation: 1/6/08
Date of Well Development: 1/6/08
Observation Well Northing: 13412343.77 US ft Easting: 2599945.85 US ft
Observation Well Location: Power Block Area
Observation Well Driller
Name: BEST Drilling
License No.: 5036

NOTES:

Two, stainless-steel centralizers installed at 49 ft and 66 ft.
PVC well screen machine-slotted by the manufacturer.
Observation well developed using air-lifting techniques by the well installation contractor.
Static water level measurement collected 1/17/2008.
Observation well installed in accordance with ASTM D 5092-04e1.
Upon completion of well installation, well contractor installed seep holes in the protective steel casing.

Geologist, Hydrologist, or Engineer Supervising Well Installation: Jeff Moore
Static Water Level Elevation (with respect to NAVD88) after Well Development: 48.50
Name of Geologic Formation(s) in which Well is completed: see boring log B-2169

Type of Locking Device: Masterlock - 0536
Type of Casing Protection: Steel
Concrete Surface Pad (with steel reinforcement) Dimensions: 2'x2'x6"

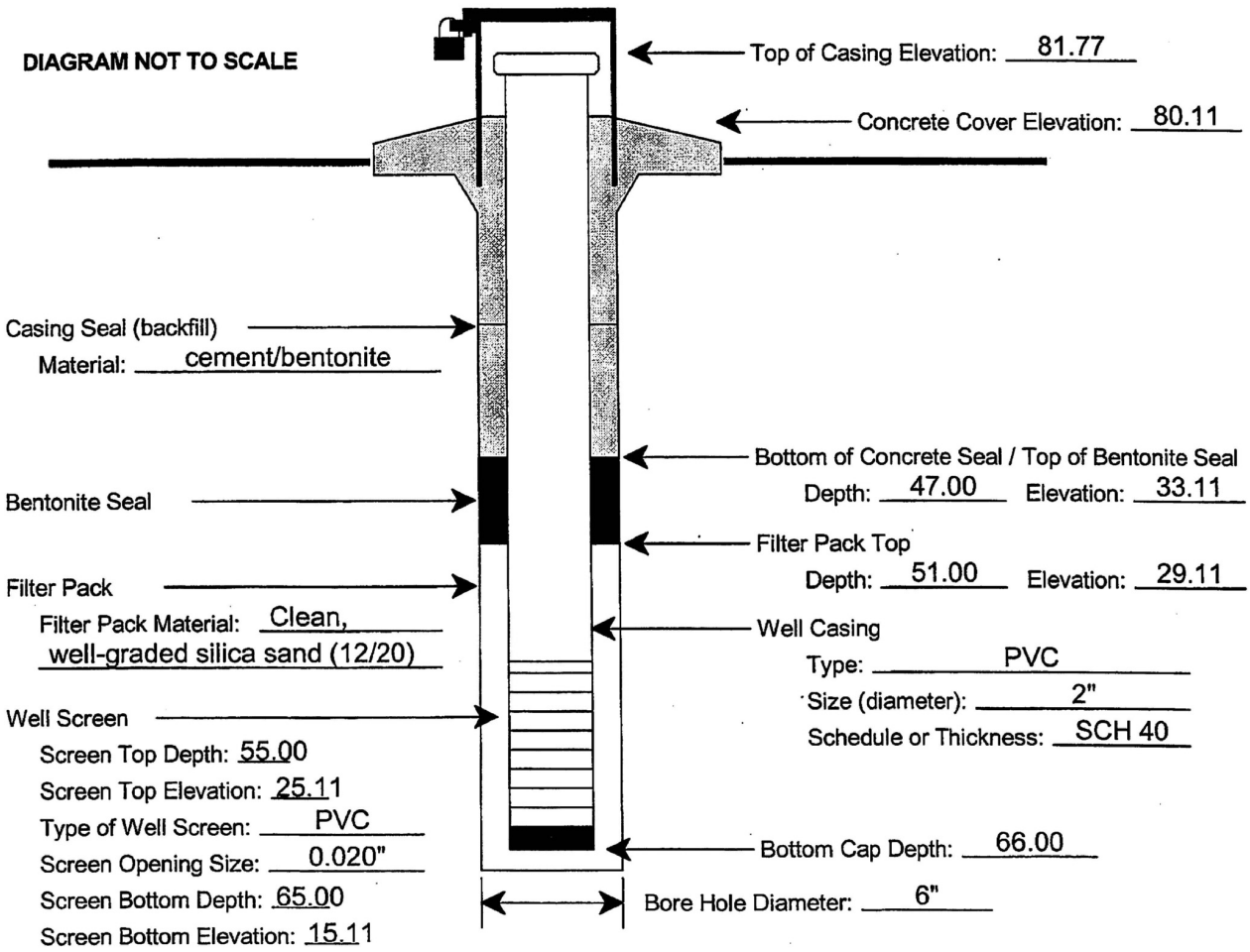

Observation Well Data Sheet

Prepared by: wb Date: 3-17-08
Checked by: WBO Date: 3-17-08

Project Name: Exelon COL Project (Victoria Site)
MACTEC Project No.: 6468-07-1777
County: Victoria
Observation Well I.D.: OW-2181L
Date of Observation Well Installation: 12/3/07
Date of Well Development: 12/3/07
Observation Well Northing: 13412138.42 US ft Easting: 2600071.96 US ft
Observation Well Location: Power Block Area
Observation Well Driller
Name: BEST Drilling
License No.: 5036

NOTES:

Two, stainless-steel centralizers installed at 86 ft and 101 ft.
PVC well screen machine-slotted by the manufacturer.
Observation well developed using air-lifting techniques by the well installation contractor.
Static water level measurement collected 1/17/2008.
Observation well installed in accordance with ASTM D 5092-04e1.
Upon completion of well installation, well contractor installed seep holes in the protective steel casing.

Geologist, Hydrologist, or Engineer Supervising Well Installation: Mandel Harvey
Static Water Level Elevation (with respect to NAVD88) after Well Development: 35.95
Name of Geologic Formation(s) in which Well is completed: see boring log B-2181

Type of Locking Device: Masterlock - 0536
Type of Casing Protection: Steel
Concrete Surface Pad (with steel reinforcement) Dimensions: 2'x2'x6"

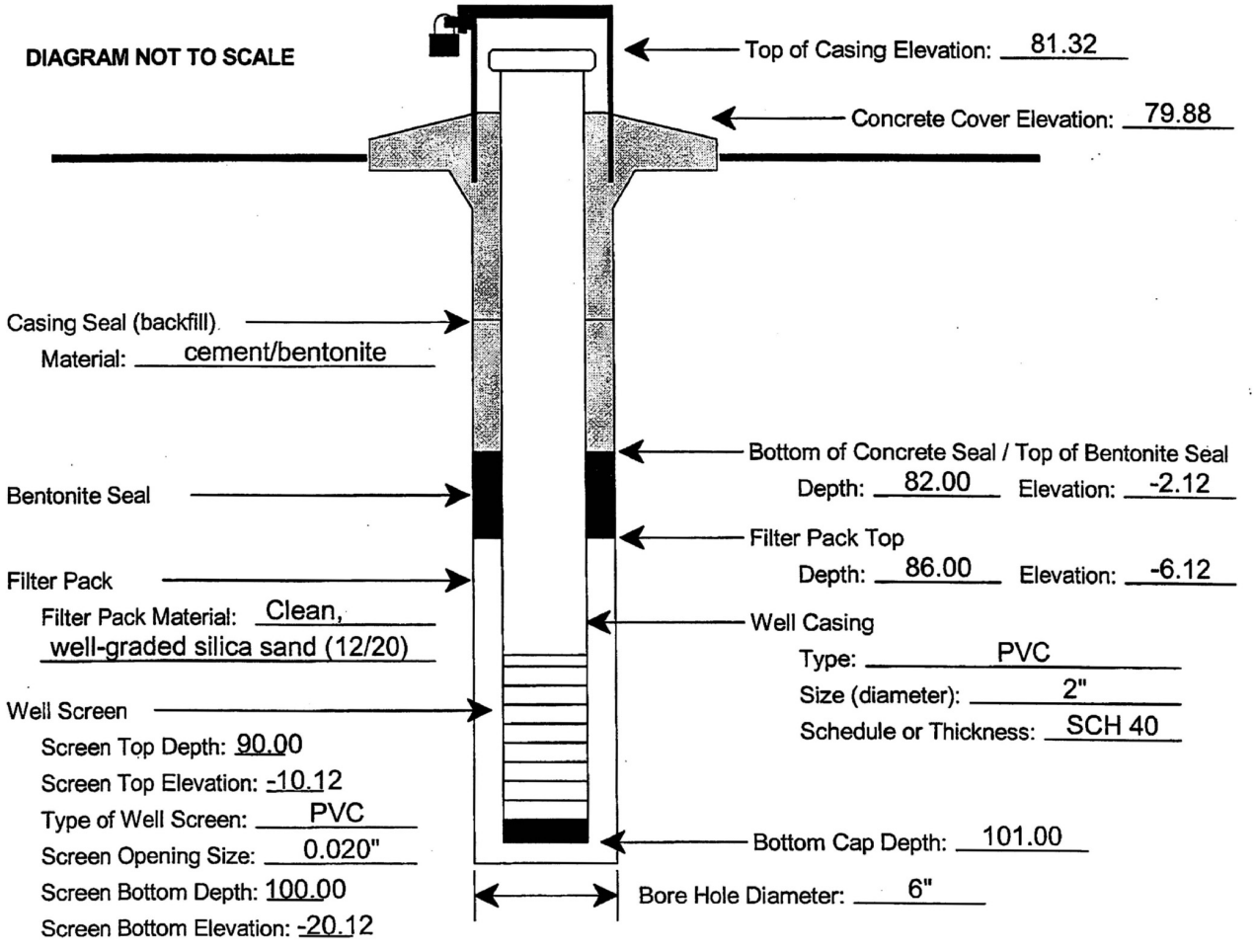

Observation Well Data Sheet

Prepared by: WSH Date: 3-17-08
Checked by: WJD Date: 3-17-08

Project Name: Exelon COL Project (Victoria Site)
MACTEC Project No.: 6468-07-1777
County: Victoria
Observation Well I.D.: OW-2181U
Date of Observation Well Installation: 12/3/07
Date of Well Development: 12/3/07
Observation Well Northing: 13412147.38 US ft Easting: 2600052.86 US ft
Observation Well Location: Power Block Area
Observation Well Driller
Name: BEST Drilling
License No.: 5036

NOTES:

Two, stainless-steel centralizers installed at 36 ft and 51 ft.
PVC well screen machine-slotted by the manufacturer.
Observation well developed using air-lifting techniques by the well installation contractor.
Static water level measurement collected 2/05/2008.
Observation well installed in accordance with ASTM D 5092-04e1.
Upon completion of well installation, well contractor installed seep holes in the protective steel casing.

Geologist, Hydrologist, or Engineer Supervising Well Installation: Mandel Harvey
Static Water Level Elevation (with respect to NAVD88) after Well Development: 43.24
Name of Geologic Formation(s) in which Well is completed: see boring log B-2181

Type of Locking Device: Masterlock - 0536
Type of Casing Protection: Steel
Concrete Surface Pad (with steel reinforcement) Dimensions: 2'x2'x6"

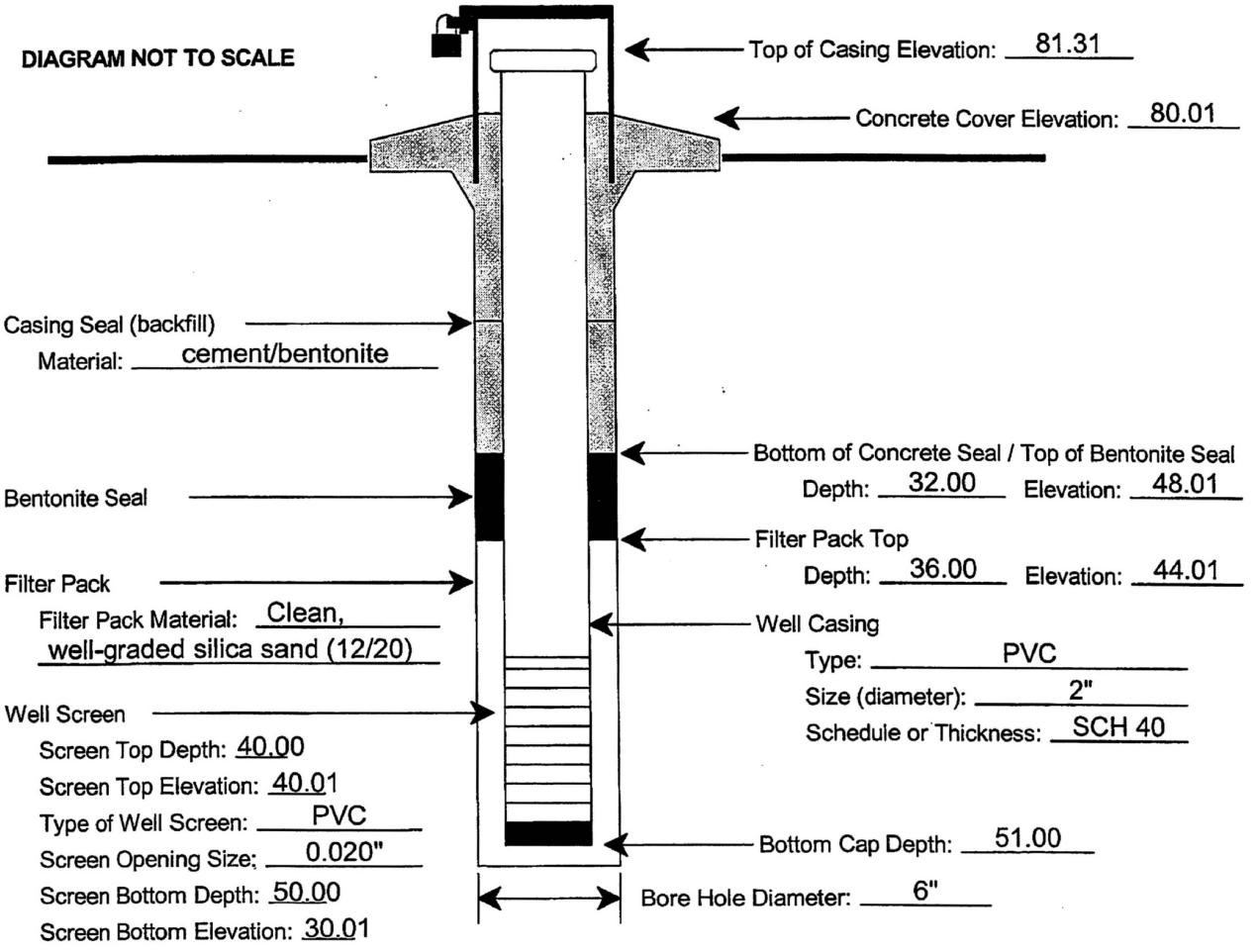

Observation Well Data Sheet

Prepared by: LSL Date: 3-17-08
Checked by: WJD Date: 3-17-08

Project Name: Exelon COL Project (Victoria Site)
MACTEC Project No.: 6468-07-1777
County: Victoria
Observation Well I.D.: OW-2185L
Date of Observation Well Installation: 12/1/07
Date of Well Development: 12/1/07
Observation Well Northing: 13412314.47 US ft Easting: 2600815.69 US ft
Observation Well Location: Power Block Area
Observation Well Driller
Name: BEST Drilling
License No.: 5036

NOTES:

PVC well screen machine-slotted by the manufacturer.
Observation well developed using air-lifting techniques by the well installation contractor.
Static water level measurement collected 1/17/2008.
Observation well installed in accordance with ASTM D 5092-04e1.
Upon completion of well installation, well contractor installed seep holes in the protective steel casing.

Geologist, Hydrologist, or Engineer Supervising Well Installation: Mandel Harvey
Static Water Level Elevation (with respect to NAVD88) after Well Development: 35.84
Name of Geologic Formation(s) in which Well is completed: see boring log B-2185

Type of Locking Device: Masterlock - 0536 Type of Casing Protection: Steel
Concrete Surface Pad (with steel reinforcement) Dimensions: 2'x2'x6"

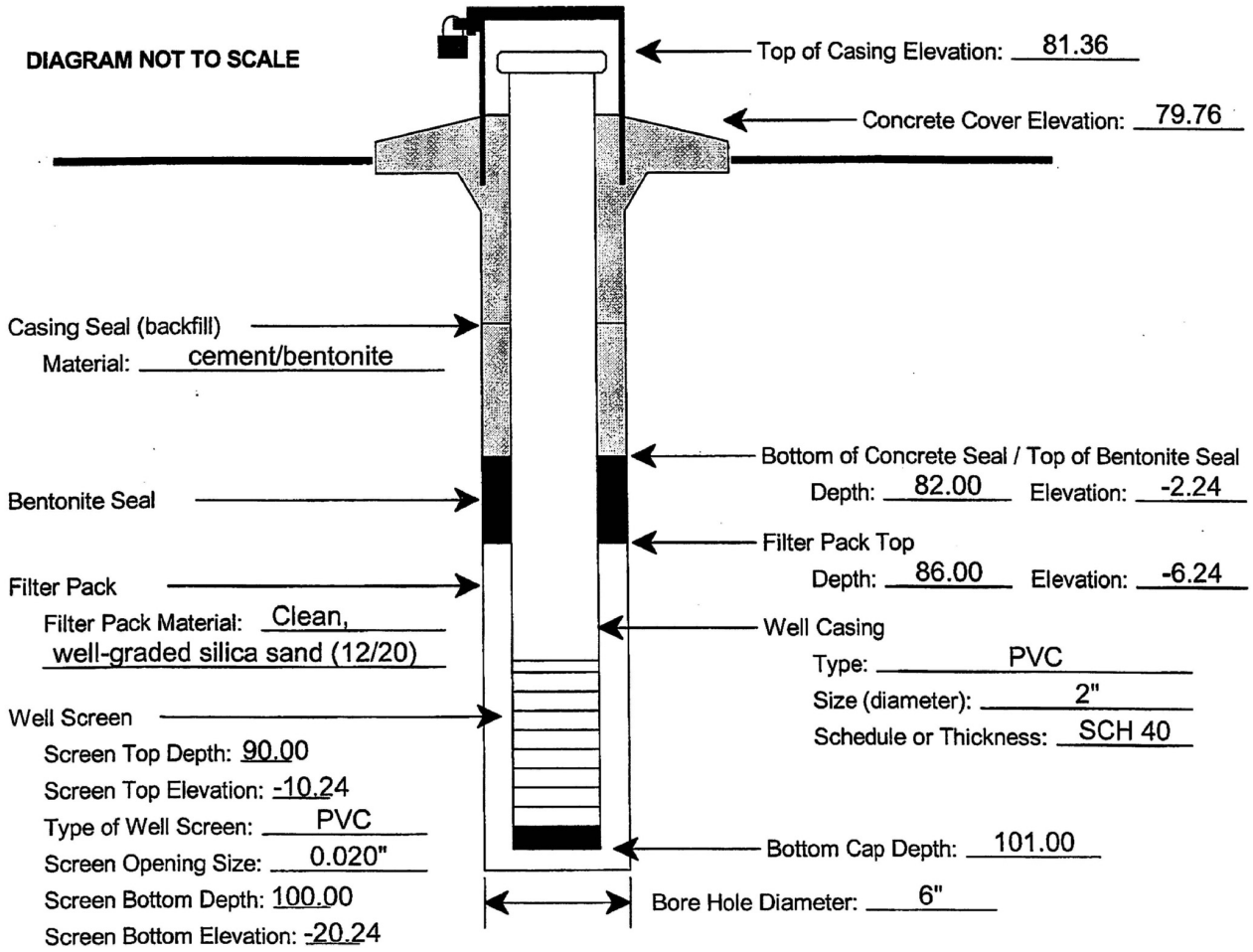

Observation Well Data Sheet

Prepared by: [illegible] Date: 3-17-08
Checked by: [illegible] Date: 3-17-08

Project Name: Exelon COL Project (Victoria Site)
MACTEC Project No.: 6468-07-1777
County: Victoria
Observation Well I.D.: OW-2185U
Date of Observation Well Installation: 12/2/07
Date of Well Development: 12/2/07
Observation Well Northing: 13412328.07 US ft Easting: 2600801.11 US ft
Observation Well Location: Power Block Area
Observation Well Driller
Name: BEST Drilling
License No.: 5036

NOTES:

Two, stainless-steel centralizers installed at 61 ft and 75.
PVC well screen machine-slotted by the manufacturer.
Observation well developed using air-lifting techniques by the well installation contractor.
Static water level measurement collected 1/17/2008.
Observation well installed in accordance with ASTM D 5092-04e1.
Upon completion of well installation, well contractor installed seep holes in the protective steel casing.

Geologist, Hydrologist, or Engineer Supervising Well Installation: Mandel Harvey
Static Water Level Elevation (with respect to NAVD88) after Well Development: 39.75
Name of Geologic Formation(s) in which Well is completed: see boring log B-2185

Type of Locking Device: Masterlock - 0536
Type of Casing Protection: Steel
Concrete Surface Pad (with steel reinforcement) Dimensions: 2'x2'x6"

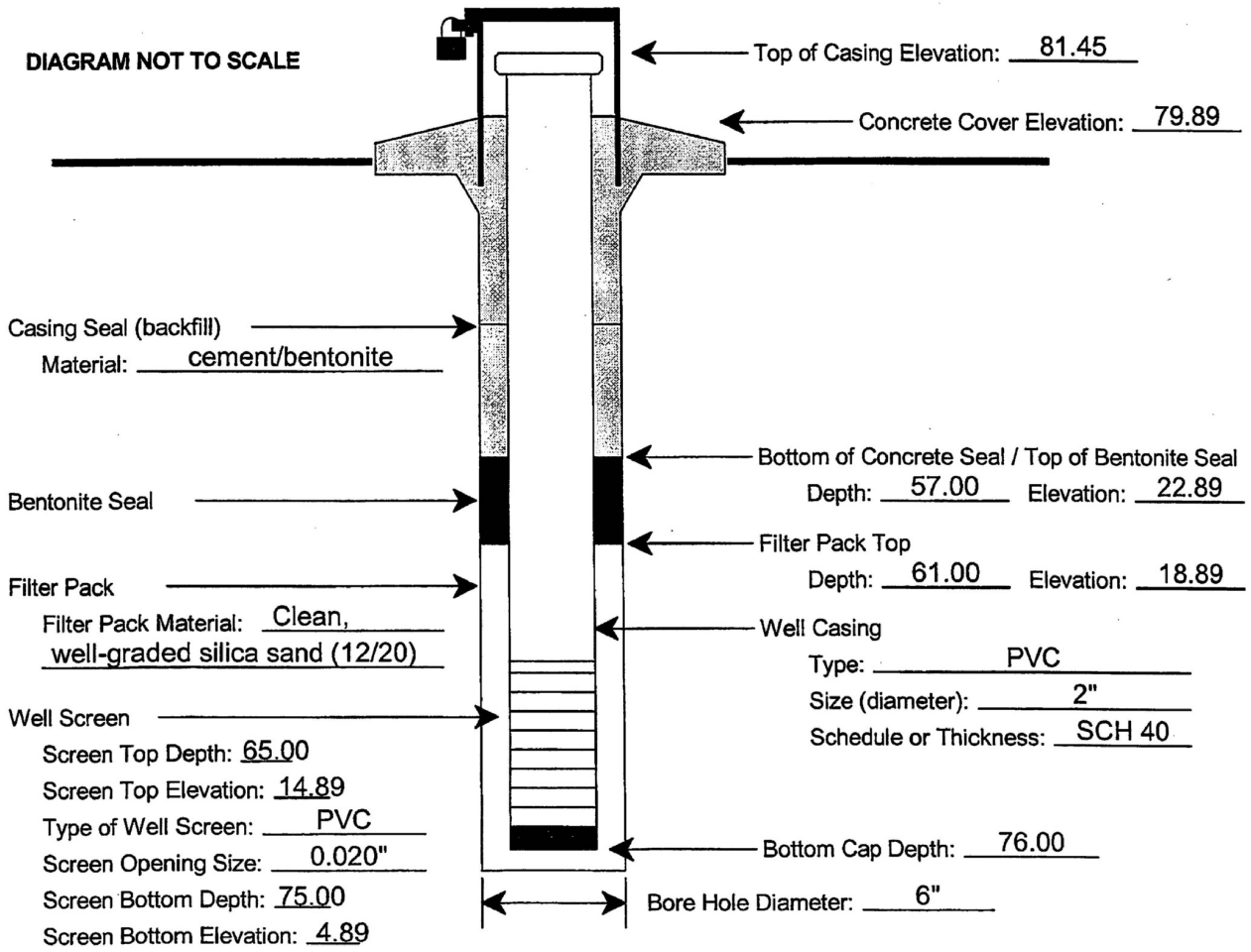

Observation Well Data Sheet

Prepared by: WSK Date: 11-5-09
Checked by: RSA Date: 11-5-09

Project Name: Exelon COL Project (Victoria Site)
MACTEC Project No.: 6468-07-1777
County: Victoria
Observation Well I.D.: OW-2253L
Date of Observation Well Installation: 12/1/07
Date of Well Development: 12/1/07
Observation Well Northing: 13413584.76 US ft Easting: 2600494.74 US ft
Observation Well Location: Power Block Area
Observation Well Driller
Name: BEST Drilling
License No.: 5036

NOTES:

PVC well screen machine-slotted by the manufacturer.
Observation well developed using air-lifting techniques by the well installation contractor.
Static water level measurement collected 1/15/2008.
Observation well installed in accordance with ASTM D 5092-04e1.
Upon completion of well installation, well contractor installed seep holes in the protective steel casing.

Geologist, Hydrologist, or Engineer Supervising Well Installation: Mandel Harvey
Static Water Level Elevation (with respect to NAVD88) after Well Development: 33.30
Name of Geologic Formation(s) in which Well is completed: see boring log B-2253

Type of Locking Device: Masterlock - 0536 Type of Casing Protection: Steel
Concrete Surface Pad (with steel reinforcement) Dimensions: 2'x2'x6"

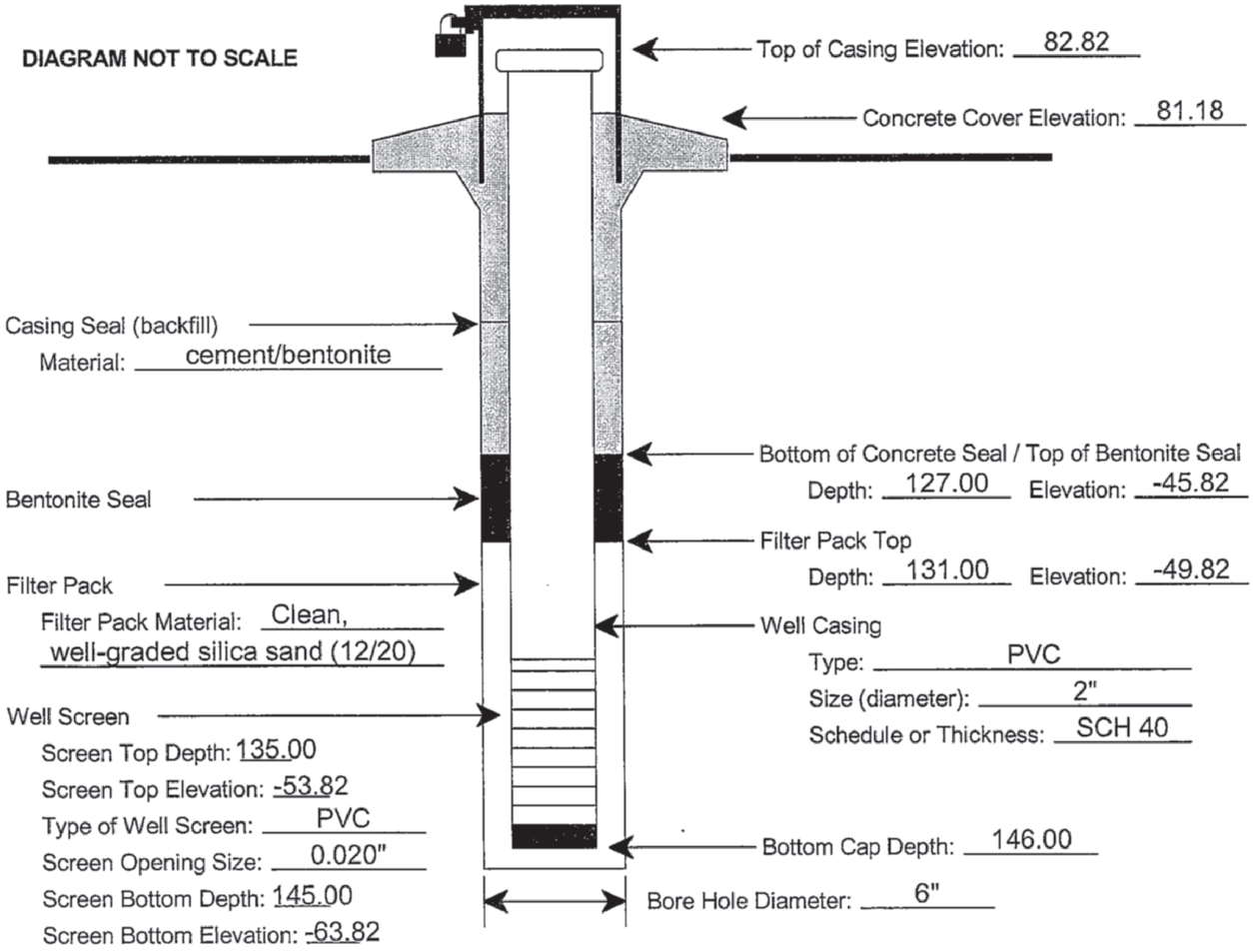

Observation Well Data Sheet

Prepared by: WSL Date: 11-5-09
Checked by: RSA Date: 11-5-09

Project Name: Exelon COL Project (Victoria Site)
MACTEC Project No.: 6468-07-1777
County: Victoria
Observation Well I.D.: OW-2253U
Date of Observation Well Installation: 12/1/07
Date of Well Development: 12/1/07
Observation Well Northing: 13413591.55 US ft Easting: 2600474.37 US ft
Observation Well Location: Power Block Area
Observation Well Driller
Name: BEST Drilling
License No.: 5036

NOTES:

Two, stainless-steel centralizers installed at 54 ft and 65 ft.
PVC well screen machine-slotted by the manufacturer.
Observation well developed using air-lifting techniques by the well installation contractor.
Static water level measurement collected 1/15/2008.
Observation well installed in accordance with ASTM D 5092-04e1.
Upon completion of well installation, well contractor installed seep holes in the protective steel casing.

Geologist, Hydrologist, or Engineer Supervising Well Installation: Mandel Harvey
Static Water Level Elevation (with respect to NAVD88) after Well Development: 48.72
Name of Geologic Formation(s) in which Well is completed: see boring log B-2253

Type of Locking Device: Masterlock - 0536
Type of Casing Protection: Steel
Concrete Surface Pad (with steel reinforcement) Dimensions: 2'x2'x6"

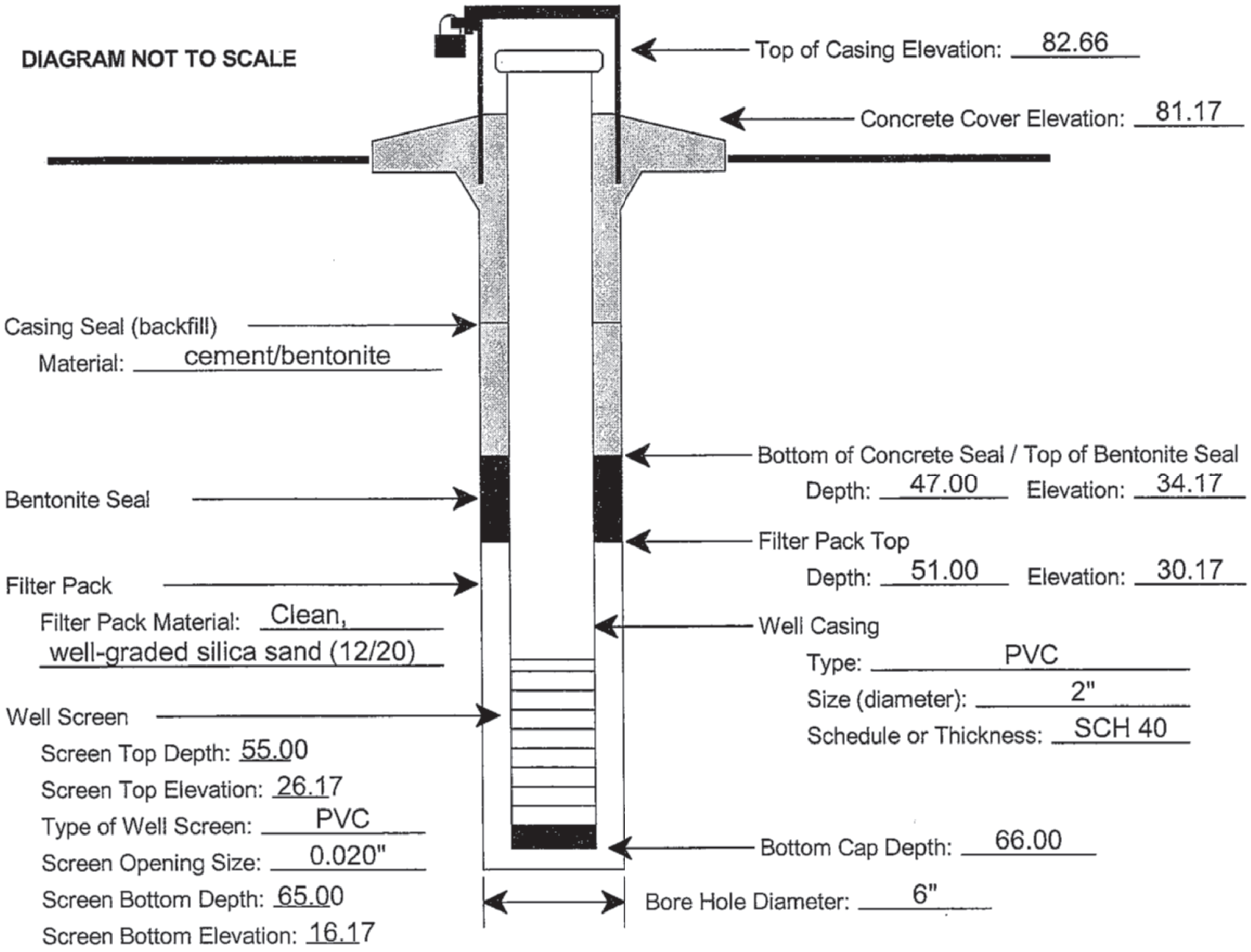

Observation Well Data Sheet

Prepared by: WSW Date: 3-17-08
Checked by: WJ Date: 3-17-08

Project Name: Exelon COL Project (Victoria Site)
MACTEC Project No.: 6468-07-1777
County: Victoria
Observation Well I.D.: OW-2269L
Date of Observation Well Installation: 11/28/07
Date of Well Development: 11/28/07
Observation Well Northing: 13413123.29 US ft Easting: 2600574.23 US ft
Observation Well Location: Power Block Area
Observation Well Driller
Name: BEST Drilling
License No.: 5036

NOTES:

Two, stainless-steel centralizers installed at 129 ft and 140 ft.
PVC well screen machine-slotted by the manufacturer.
Observation well developed using air-lifting techniques by the well installation contractor.
Static water level measurement collected 1/15/2008.
Observation well installed in accordance with ASTM D 5092-04e1.
Upon completion of well installation, well contractor installed seep holes in the protective steel casing.

Geologist, Hydrologist, or Engineer Supervising Well Installation: Mandel Harvey / Dan Haug
Static Water Level Elevation (with respect to NAVD88) after Well Development: 33.77
Name of Geologic Formation(s) in which Well is completed: see boring log B-2269

Type of Locking Device: Masterlock - 0536 Type of Casing Protection: Steel
Concrete Surface Pad (with steel reinforcement) Dimensions: 2'x2'x6"

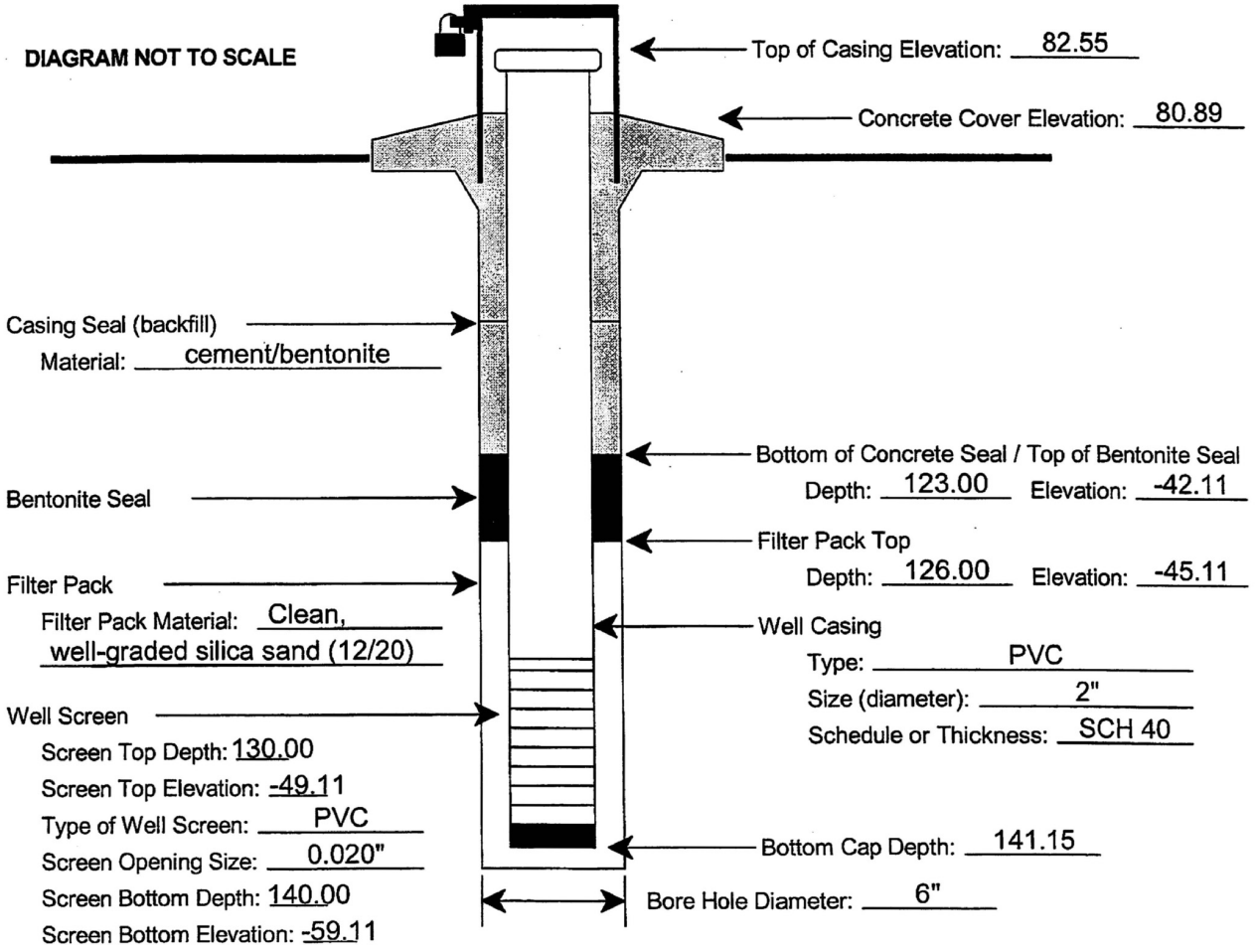

Observation Well Data Sheet

Prepared by: WSL Date: 3-17-08
Checked by: WBC Date: 3-17-08

Project Name: Exelon COL Project (Victoria Site)
MACTEC Project No.: 6468-07-1777
County: Victoria
Observation Well I.D.: OW-2269U
Date of Observation Well Installation: 11/29/07
Date of Well Development: 11/29/07
Observation Well Northing: 13413110.10 US ft Easting: 2600589.08 US ft
Observation Well Location: Power Block Area
Observation Well Driller
Name: BEST Drilling
License No.: 5036

NOTES:

PVC well screen machine-slotted by the manufacturer.
Observation well developed using air-lifting techniques by the well installation contractor.
Static water level measurement collected 1/15/2008.
Observation well installed in accordance with ASTM D 5092-04e1.
Upon completion of well installation, well contractor installed seep holes in the protective steel casing.

Geologist, Hydrologist, or Engineer Supervising Well Installation: Mandel Harvey
Static Water Level Elevation (with respect to NAVD88) after Well Development: 35.81
Name of Geologic Formation(s) in which Well is completed: see boring log B-2269

Type of Locking Device: Masterlock - 0536 Type of Casing Protection: Steel
Concrete Surface Pad (with steel reinforcement) Dimensions: 2'x2'x6"

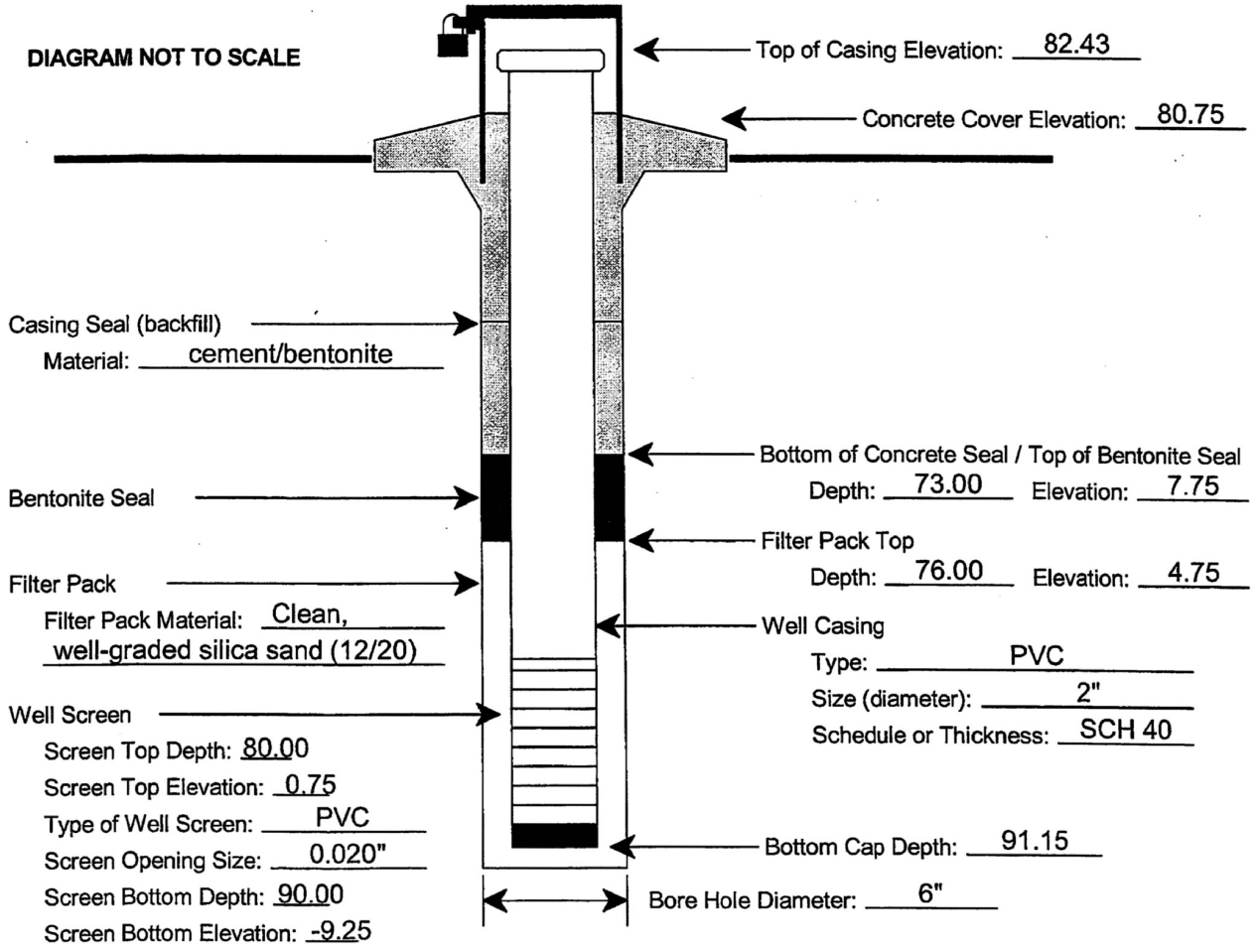

Observation Well Data Sheet

Prepared by: WSL Date: 3-17-08
Checked by: WJD Date: 3-17-08

Project Name: Exelon COL Project (Victoria Site)
MACTEC Project No.: 6468-07-1777
County: Victoria
Observation Well I.D.: OW-2284L
Date of Observation Well Installation: 11/30/07
Date of Well Development: 11/30/07
Observation Well Northing: 13413063.71 US ft Easting: 2600939.04 US ft
Observation Well Location: Power Block Area
Observation Well Driller
Name: BEST Drilling
License No.: 5036

NOTES:

PVC well screen machine-slotted by the manufacturer.
Observation well developed using air-lifting techniques by the well installation contractor.
Static water level measurement collected 1/15/2008.
Observation well installed in accordance with ASTM D 5092-04e1.
Upon completion of well installation, well contractor installed seep holes in the protective steel casing.

Geologist, Hydrologist, or Engineer Supervising Well Installation: Mandel Harvey
Static Water Level Elevation (with respect to NAVD88) after Well Development: 35.45
Name of Geologic Formation(s) in which Well is completed: see boring log B-2284

Type of Locking Device: Masterlock - 0536
Type of Casing Protection: Steel
Concrete Surface Pad (with steel reinforcement) Dimensions: 2'x2'x6"

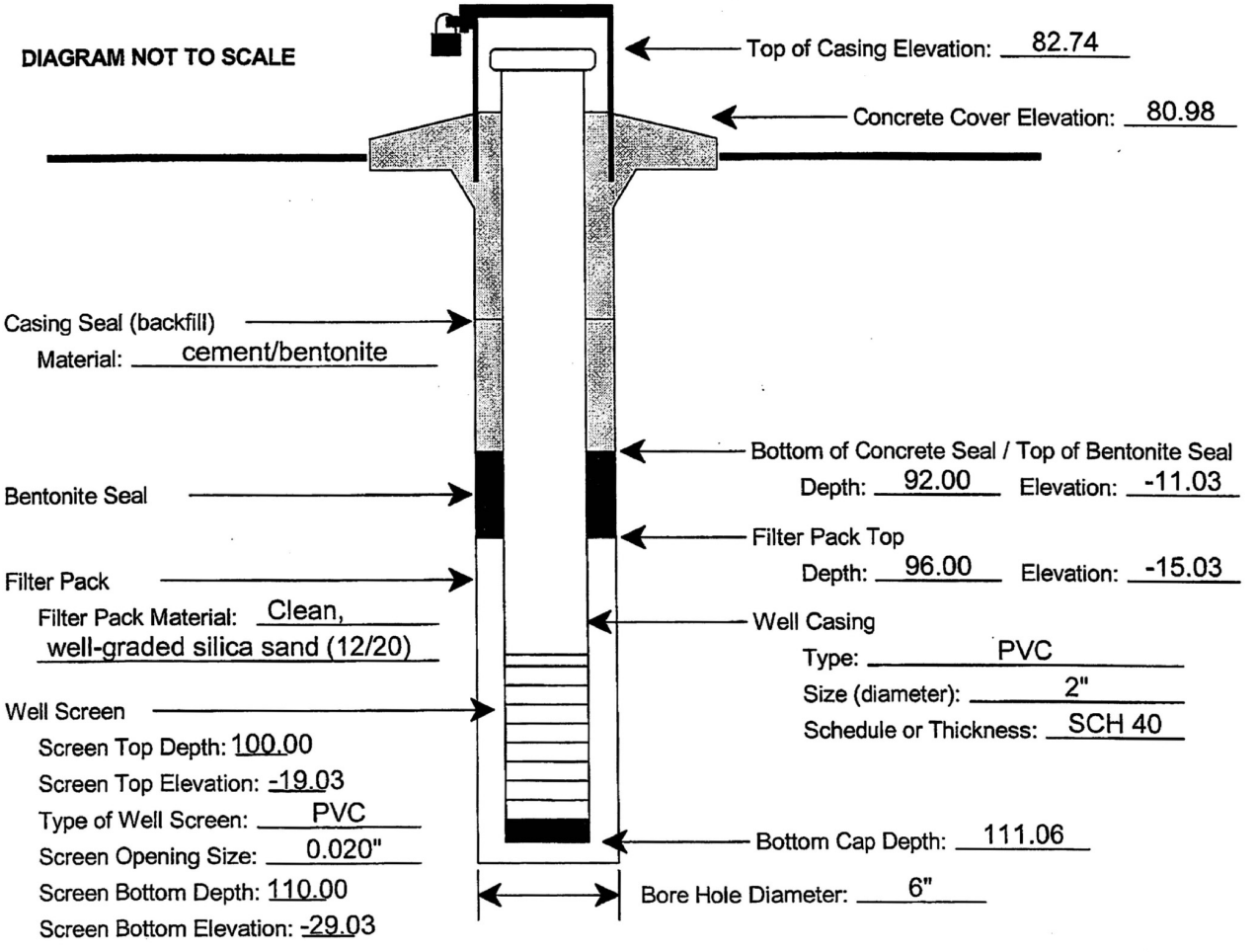

Observation Well Data Sheet

Prepared by: WSL Date: 3-17-08
Checked by: WED Date: 3-17-08

Project Name: Exelon COL Project (Victoria Site)
MACTEC Project No.: 6468-07-1777
County: Victoria
Observation Well I.D.: OW-2284U
Date of Observation Well Installation: 11/30/07
Date of Well Development: 11/30/07
Observation Well Northing: 13413055.14 US ft Easting: 2600956.60 US ft
Observation Well Location: Power Block Area
Observation Well Driller
Name: BEST Drilling
License No.: 5036

NOTES:

PVC well screen machine-slotted by the manufacturer.
Observation well developed using air-lifting techniques by the well installation contractor.
Static water level measurement collected 1/15/2008.
Observation well installed in accordance with ASTM D 5092-04e1.
Upon completion of well installation, well contractor installed seep holes in the protective steel casing.

Geologist, Hydrologist, or Engineer Supervising Well Installation: Mandel Harvey
Static Water Level Elevation (with respect to NAVD88) after Well Development: 44.52
Name of Geologic Formation(s) in which Well is completed: see boring log B-2284
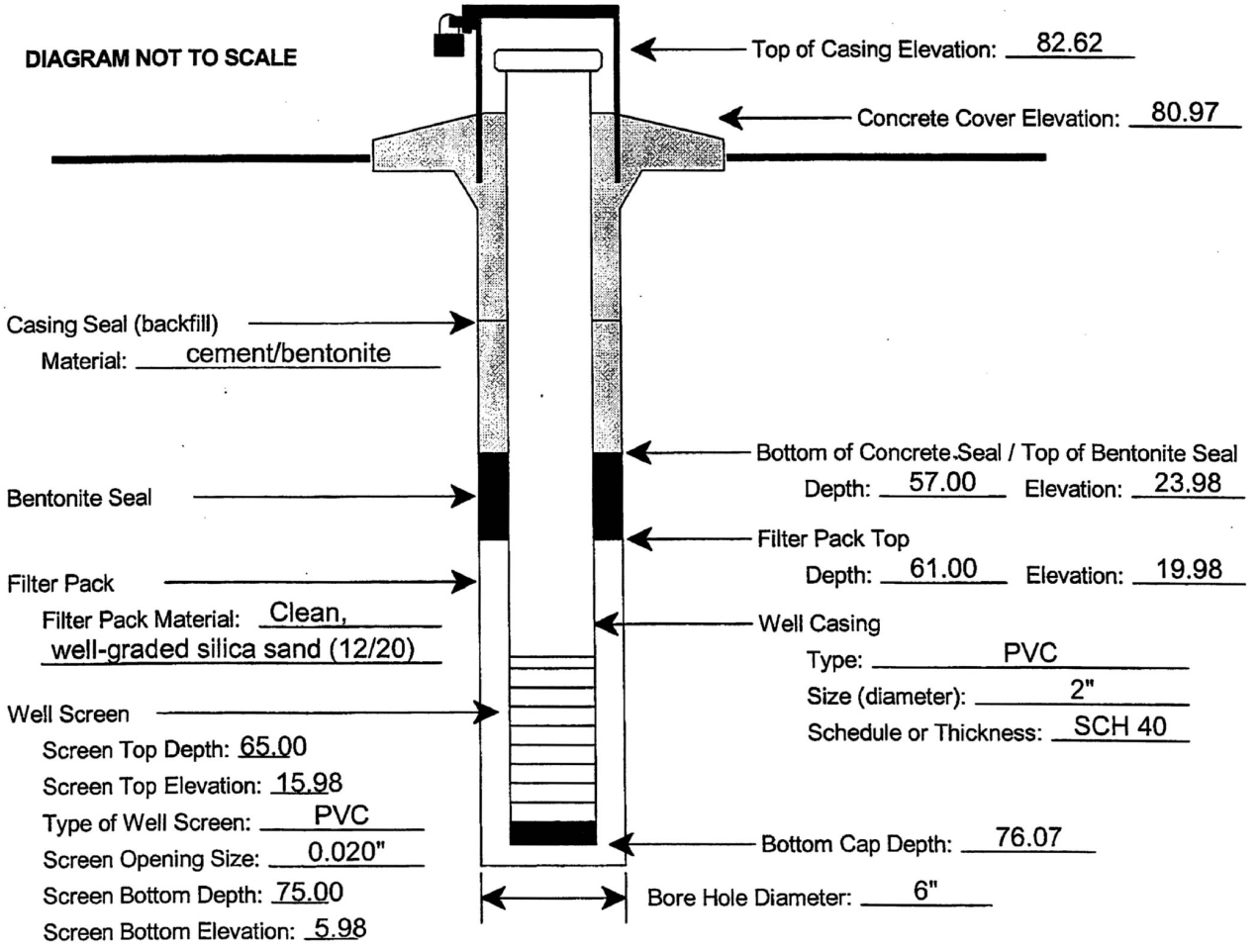
Type of Locking Device: Masterlock - 0536 Type of Casing Protection: Steel
Concrete Surface Pad (with steel reinforcement) Dimensions: 2'x2'x6"