

QUALITY CARDIOVASCULAR CARE, LLC

Waterbury
Waterbury Medical Center
1389 West Main Street
Tower I, Suite 106
Waterbury, CT 06708
(203) 591-1998
Fax (203) 591-8163

Southbury
Union Square
Southbury HealthCare
Suite 301, Building 3

Southbury Medical Center
Suite 201
22 Old Waterbury Road

Woodbury
Pomperaug Place
4 S. Pomperaug Avenue
Woodbury, CT 06798

Br 1

Nuclear Regulatory Commission
Region 1
475 Allendale Road
King of Prussia, PA 19406-1415

03036684

March 23, 2010

RE: MATERIALS LICENSE 06-30966-01

To Whom It May Concern:

Enclosed please find application to have Mark Rosenberg, MD assume the duties of Radiation Safety Office for our Materials License.

Sincerely yours,

Mark Rosenberg MD

Mark Rosenberg, MD

E-mail: [REDACTED]

Cell Phone: [REDACTED]

RECEIVED
REGION 1
2010 MAR 29 PM 12:57

144555

**RADIATION SAFETY OFFICER TRAINING AND EXPERIENCE
AND PRECEPTOR ATTESTATION
[10 CFR 35.50]**APPROVED BY OMB: NO. 3150-0120
EXPIRES: 3/31/2012

Name of Proposed Radiation Safety Officer

Requested Authorization(s) *The license authorizes the following medical uses (check all that apply):*

- ☒ 35.100 ☒ 35.200 ☐ 35.300 ☐ 35.400 ☐ 35.500 ☐ 35.600 (remote afterloader)
☐ 35.600 (teletherapy) ☐ 35.600 (gamma stereotactic radiosurgery) ☐ 35.1000 (_____)

**PART I -- TRAINING AND EXPERIENCE
(Select one of the four methods below)**

*Training and Experience, including board certification, must have been obtained within the 7 years preceding the date of application or the individual must have obtained related continuing education and experience since the required training and experience was completed. Provide dates, duration, and description of continuing education and experience related to the uses checked above.

☒ **1. Board Certification**

- Provide a copy of the board certification.
- Use Table 3.c. to describe training in radiation safety, regulatory issues, and emergency procedures for all types of medical use on the license.
- Skip to and complete Part II Preceptor Attestation.

OR☐ **2. Current Radiation Safety Officer Seeking Authorization to Be Recognized as a Radiation Safety Officer for the Additional Medical Uses Checked Above**

- Use the table in section 3.c. to describe training in radiation safety, regulatory issues, and emergency procedures for the additional types of medical use for which recognition as RSO is sought.
- Skip to and complete Part II Preceptor Attestation.

OR☐ **3. Structured Educational Program for Proposed Radiation Safety Officer****a. Classroom and Laboratory Training**

Description of Training	Location of Training	Clock Hours	Dates of Training*
Radiation physics and instrumentation			
Radiation protection			
Mathematics pertaining to the use and measurement of radioactivity			
Radiation biology			
Radiation dosimetry			
Total Hours of Training:			

RADIATION SAFETY OFFICER TRAINING AND EXPERIENCE AND PRECEPTOR ATTESTATION (continued)

3. Structured Educational Program for Proposed Radiation Safety Officer (continued)

b. Supervised Radiation Safety Experience

(If more than one supervising individual is necessary to document supervised work experience, provide multiple copies of this section.)

Description of Experience	Location of Training/ License or Permit Number of Facility	Dates of Training*
Shipping, receiving, and performing related radiation surveys		
Using and performing checks for proper operation of instruments used to determine the activity of dosages, survey meters, and instruments used to measure radionuclides		
Securing and controlling byproduct material		
Using administrative controls to avoid mistakes in administration of byproduct material		
Using procedures to prevent or minimize radioactive contamination and using proper decontamination procedures		
Using emergency procedures to control byproduct material		
Disposing of byproduct material		
Licensed Material Used (e.g., 35.100, 35.200, etc.)+ _____ _____ _____		

+ Choose all applicable sections of 10 CFR Part 35 to describe radioisotopes and quantities used: 35.100, 35.200, 35.300, 35.400, 35.500, 35.600 remote afterloader units, 35.600 teletherapy units, 35.600 gamma stereotactic radiosurgery units, emerging technologies (provide list of devices).

RADIATION SAFETY OFFICER TRAINING AND EXPERIENCE AND PRECEPTOR ATTESTATION (continued)

3. Structured Educational Program for Proposed Radiation Safety Officer (continued)

b. Supervised Radiation Safety Experience (continued)

(If more than one supervising individual is necessary to document supervised work experience, provide multiple copies of this section.)

Supervising Individual	License/Permit Number listing supervising individual as a Radiation Safety Officer
<p>This license authorizes the following medical uses:</p> <div style="display: flex; flex-wrap: wrap;"> <div style="width: 50%;"><input type="checkbox"/> 35.100</div> <div style="width: 50%;"><input type="checkbox"/> 35.200</div> <div style="width: 50%;"><input type="checkbox"/> 35.300</div> <div style="width: 50%;"><input type="checkbox"/> 35.400</div> <div style="width: 50%;"><input type="checkbox"/> 35.500</div> <div style="width: 50%;"><input type="checkbox"/> 35.600 (remote afterloader)</div> <div style="width: 50%;"><input type="checkbox"/> 35.600 (teletherapy)</div> <div style="width: 50%;"><input type="checkbox"/> 35.600 (gamma stereotactic radiosurgery)</div> <div style="width: 50%;"><input type="checkbox"/> 35.1000 ()</div> </div>	

c. Describe training in radiation safety, regulatory issues, and emergency procedures for all types of medical use on the license.

Description of Training	Training Provided By	Dates of Training*
Radiation safety, regulatory issues, and emergency procedures for 35.100, 35.200, and 35.500 uses	CONSULTANTS IN NUCLEAR MEDICINE CHICAGO, IL	OCT 29 - NOV 6, 2005
Radiation safety, regulatory issues, and emergency procedures for 35.300 uses	NUCLEAR CARDIOLOGY BOARD EXAM PREPARATION COURSE by ASNC	JULY 14-20, 2008
Radiation safety, regulatory issues, and emergency procedures for 35.400 uses		
Radiation safety, regulatory issues, and emergency procedures for 35.600 - teletherapy uses		
Radiation safety, regulatory issues, and emergency procedures for 35.600 - remote afterloader uses		
Radiation safety, regulatory issues, and emergency procedures for 35.600 - gamma stereotactic radiosurgery uses		
Radiation safety, regulatory issues, and emergency procedures for 35.1000, specify use(s):		

3. Structured Educational Program for Proposed Radiation Safety Officer (continued)

- 06-30966-01

☒ 35.100 ☒ 35.200 ☐ 35.300 ☐ 35.400
☐ 35.500 ☐ 35.600 (remote afterloader) ☐ 35.600 (teletherapy)
☐ 35.600 (gamma stereotactic radiosurgery) ☐ 35.1000 (

- OR**

- OR**

- PAGE 4

RADIATION SAFETY OFFICER TRAINING AND EXPERIENCE AND PRECEPTOR ATTESTATION (continued)

Preceptor Attestation (continued)

First Section (continued)

Check one of the following:

☒ **3. Additional Authorization as Radiation Safety Officer**

☒ I attest that MARK S. ROSENBERG is an
Name of Proposed Radiation Safety Officer

☒ Authorized User

☐ Authorized Nuclear Pharmacist

☐ Authorized Medical Physicist

identified on the Licensees license and has experience with the radiation safety aspects of similar type of use of byproduct material for which the individual has Radiation Safety Officer responsibilities

AND

Second Section

Complete for all (check all that apply):

☒ I attest that MARK S. ROSENBERG has training in the radiation safety, regulatory issues, and
Name of Proposed Radiation Safety Officer

emergency procedures for the following types of use:

☒ 35.100

☒ 35.200

☐ 35.300 oral administration of less than or equal to 33 millicuries of sodium iodide I-131, for which a written directive is required

☐ 35.300 oral administration of greater than 33 millicuries of sodium iodide I-131

☐ 35.300 parenteral administration of any beta-emitter, or a photon-emitting radionuclide with a photon energy less than 150 keV for which a written directive is required

☐ 35.300 parenteral administration of any other radionuclide for which a written directive is required

☐ 35.400

☐ 35.500

☐ 35.600 remote afterloader units

☐ 35.600 teletherapy units

☐ 35.600 gamma stereotactic radiosurgery units

☐ 35.1000 emerging technologies, including:

RADIATION SAFETY OFFICER TRAINING AND EXPERIENCE AND PRECEPTOR ATTESTATION (continued)

AND

Third Section
Complete for ALL

☒ I attest that MARK S. ROSENBERG has achieved a level of radiation safety knowledge
Name of Proposed Radiation Safety Officer
sufficient to function independently as a Radiation Safety Officer for a medical use licensee.

Fourth Section
Complete the following for Preceptor Attestation and signature

I am the Radiation Safety Officer for QUALITY CARDIOVASCULAR CARE, LLC
Name of Facility


License/Permit Number: 06-30966-01

Name of Preceptor <u>Lily Singhavirann, MD</u>	Signature <u>Lily Singhavirann</u>	Telephone Number	Date <u>3/5/10</u>
---	---------------------------------------	------------------	-----------------------

*Consultants in Nuclear Medicine
2910 W. Estes Avenue
Chicago, IL 60645*


This certificate verifies that on November 6, 2005

Dr. Mark Rosenberg


*completed 100 hours of the
Basic Radioisotope Handling Course,
covering the topics of*

*Radiopharmacy, Radiation Biology, Physics and
Instrumentation, Radiation Protection, and the
Mathematics Associated with Radioactivity*

*and received a passing grade. This course is designed to
qualify a physician for the Nuclear Cardiology Board
Examination and to qualify a physician as an authorized
user of radiopharmaceuticals, generators, and reagent kits
and meets all requirements set forth by the US Nuclear
Regulatory Commission and all Agreement States as
outlined in the Code of Federal Regulations.*



Course Director



AMERICAN SOCIETY OF
NUCLEAR CARDIOLOGY

2008 Nuclear Cardiology Board Exam Preparation Course

Saturday, July 19

Hyatt Regency O'Hare

Chicago, IL

Table of Contents

General Information	1
Color Syllabus, Exam Answer Key, CME Certificate & Meeting Evaluation.....	2
Program Schedule	6
Program Faculty	8
Faculty Disclosures	9
CBNC Exam Content Outline	10
References.....	11
Basic Physics Principles for Nuclear Cardiology	13
Basic Instrumentation Principals for Nuclear Cardiology	40
Production of Radioactive Materials and Radiopharmaceutical Properties	70
The Basics of Radiopharmaceuticals and Imaging Protocols	93
Stress Testing and Image Interpretation	124
Diagnosis & Risk Stratification (part 1).....	148
Diagnosis & Risk Stratification (part 2).....	174
Diagnosis & Risk Stratification (part 3).....	210



AMERICAN SOCIETY OF NUCLEAR CARDIOLOGY

2008 Nuclear Cardiology Board Exam Preparation Course

Sunday, July 20

Hyatt Regency O'Hare

Chicago, IL

Table of Contents

General Information	1
Color Syllabus, Exam Answer Key, CME Certificate & Meeting Evaluation.....	2
Program Schedule	6
Program Faculty	8
Faculty Disclosures	9
CBNC Exam Content Outline	10
References	11
Applied Instrumentation Characteristics in Nuclear Cardiology Imaging.....	13
Technical Aspects of Acquisition, Processing and Artifacts	49
Artifact Recognition	82
The Basics of Radiation Safety – Dorbala.....	130
The Basics of Radiation Safety – Pagnanelli.....	156
Radionuclide Ventricular Function Imaging – DePuey.....	174
Radionuclide Ventricular Function Imaging – Pagnanelli	216
Assessment of Myocardial Viability, including PET	236



AMERICAN SOCIETY OF NUCLEAR CARDIOLOGY

This Statement is for Enrollee's Records

Mark Rosenberg, MD

attended a continuing medical education program entitled

**2008 Nuclear Cardiology Board Exam Preparation Course
from July 19-20, 2008 in Chicago**

The American Society of Nuclear Cardiology is accredited
by the Accreditation Council for Continuing Medical Education to
sponsor continuing medical education for physicians.

The American Society of Nuclear Cardiology designates this
educational activity for a maximum of 15.75 *AMA PRA Category 1 Credit(s)™*.
Physicians should only claim credit commensurate with the
extent of their participation in the activity.

James A. Arrighi, MD
Chairman, ASNC Education Committee

Certification Board of Nuclear Cardiology

Incorporated 1996

Certifies that


Mark S. Rosenberg, MD

HAVING MET THE REQUIREMENTS PRESCRIBED BY THIS BOARD
FOR PHYSICIANS TRAINED IN THE UNITED STATES
AND HAVING SATISFACTORILY PASSED THE REQUIRED EXAMINATION,
IS HEREBY DESIGNATED
A DIPLOMATE CERTIFIED IN THE SUBSPECIALTY OF
NUCLEAR CARDIOLOGY


FOR THE PERIOD 2008 - 2018



President



Secretary



CERTIFICATE NUMBER: 6602

This is to acknowledge the receipt of your letter/application dated

3/23/2010, and to inform you that the initial processing which includes an administrative review has been performed.

☒ AMEND. 06-30966-01
There were no administrative omissions. Your application was assigned to a technical reviewer. Please note that the technical review may identify additional omissions or require additional information.

☐ Please provide to this office within 30 days of your receipt of this card

A copy of your action has been forwarded to our License Fee & Accounts Receivable Branch, who will contact you separately if there is a fee issue involved.

Your action has been assigned **Mail Control Number** 144-555.
When calling to inquire about this action, please refer to this control number.
You may call us on (610) 337-5398, or 337-5260.