CONTENTS (Volume II)

APPENDIX F

Analytical Data (Table F-1)

Ion Balance Summary (Figures F-1 and F-2)

Common Ion Data

Method Detection Limits for Trend Plots

Abbreviations for Trend Plots

Trend Plots

Data Summaries - January 1984 through November 1984

Trend Plots - Selected Parameters Shown on Map

Trend Plots - Key Parameters vs. Time

ETC Data Management Status Report, December 1984

ETC Data Management Status Report, December 1985

ETC Technical Reports - Silo Investigations, Soils, and Water Analytical Data

Conductivity Data

Conductivity and Barometric Pressure Graphs

APPENDIX F

Table F-1
ANALYTICAL DATA

UPPER AQUIFER

CHEMICAL ANALYSIS	Date	Temp. (Deg.C)	SiO2	Ca	Mg	Na	K	Total Aklalinity	SO4	Cl	Ba	Fe	Mn	Specific Conductance (um/cm)	Total Dissolved Solids	pH Field /Lab (units)	F
SW-1*	6-85			104.0	63.9	182	42.0	680	180	60.0	0.20	10.00	0.42	1600		--/7.2	0.56
	9-85									43.3	<0.50	2.10	0.34			--/--	
SW-2	8-85	18.0	34	143.0	63.8	100	32.0	505	350	15.7	<0.50	6.60	0.57	1460	1060	6.9/7.3	0.80
SW-3	8-85	19.0	38	157.0	75.3	140	33.0	575	420	35.6	<0.50	15.00	0.61	1600	1250	7.1/7.3	0.86
	8-85	19.0	31	136.0	89.5	140	33.0	576	430	37.1	<0.50	15.00	0.61	1690	1260	7.1/7.2	0.88
PCB-1	8-85	19.0	37	54.0	49.8	230	27.0	626	87	61.5	<0.50	16.00	1.40	1430	912	6.7/7.7	0.64
	9-85									45.6	<0.50	0.14	0.41				
PCB-2	8-85	19.0	42	91.0	62.3	130	30.0	559	250	37.1	<0.50	6.10	1.10	1380	960	6.8/7.6	0.76
	9-85									36.6	<0.50	1.30	0.55				
PCB-3	8-85	19.5	46	130.0	53.2	120	29.0	384	430	15.3	<0.50	4.20	0.79	1400	1060	6.5/7.6	0.65
	9-85									13.7	<0.50	0.11	0.50				
MW-1	12-84			64.7	40.0	78	21.0	322	225	16.7	<0.10	2.90	0.11	920	646	--/7.5	0.83
	8-85	26.0	59	72.5	35.3	76	22.0	308	160	16.9	<0.50	0.19	0.04	963	654	7.2/7.5	0.79
	9-85									13.4	<0.50	0.42	0.03				
	9-85									13.3	<0.50	0.05	0.03				
MW-3	12-84			48.5	114.0	120	28.0	548	400	20.0	<0.10	4.30	0.33	1500	1080	--/7.3	0.81
	8-85	21.0	64	100.0	73.4	120	28.0	477	295	17.3	<0.50	0.34	0.33	1410	990	6.9/7.4	0.69
	9-85									17.7	<0.50	0.23	0.33				
MW-9	12-84			89.0	36.0	77	26.0	376	223	17.3	0.20	0.43	1.50	1010	724	--/7.5	0.81
	8-85	20.5	59	91.8	39.2	71	25.0	362	180	14.8	<0.50	9.50	0.45	1010	722	7.0/7.6	0.82
MW-10	12-84			178.0	<1.0	93	26.0	421	210	21.0	0.20	11.00	0.61	1110	802	--/7.5	0.82
	8-85	19.5	66	93.6	50.0	86	24.0	433	210	12.7	<0.50	0.14	0.19	1160	840	6.9/7.6	0.79
	9-85									12.8	<0.50	0.14	0.19				
MW-11	12-84			153.0	64.0	150	34.0	391	423	57.7	0.20	13.00	0.65	1710	1270	--/7.4	0.66
	8-85	20.0	62	159.0	77.5	150	30.0	594	390	48.0	<0.50	5.40	0.47	1780	1270	6.7/7.4	0.76
	9-85									39.4	<0.50	0.81	0.17				
MW-15	12-84			79.3	32.0	86	22.0	606	195	17.8	0.20	0.15	0.23	970	672	--/7.5	0.66
	8-85	15.0	60	79.1	36.4	77	24.0	365	138	11.6	<0.50	0.12	0.25	970	694	6.7/7.6	0.92
	9-85									25.3	0.50	0.35	0.09				
MW-16	8-85									52.7							
	9-85									51.3	<0.50	0.14	0.25				
	11-85			99.8	19.2	166	32.3	600	65	49.6	<0.10	1.03	0.24	1340	900	--/7.9	0.62
D-4s	12-84			63.1	15.0	82	21.0	577	155	35.1	0.50	12.00	1.10	820	550	--/8.5	1.50
D-8s	12-84			150.0	<1.0	70	15.0	285	220	118.0	0.30	1.30	0.03	1930	804	--/11.6	0.53
D-9s	11-84			67.2	11.0	77	15.0	218	124	172.0	1.50	30.00	2.10		600		0.70
	12-84			70.4	25.0	85	22.0	380	160	181.0	0.50	10.00	1.20	1040	612	--/8.5	1.35
D-10s	12-84			112.0	45.0	76	27.0	393	270	16.7	0.30	11.0	1.00	1120	796	--/8.3	0.90
D-18	12-84			56.6	29.0	78	19.0	553	160	14.6	<0.10	4.80	0.22	820	560	--/7.6	1.55
	8-85	18.0	55	68.7	27.9	75	20.0	302	140	13.2	<0.50	22.00	0.37	848	576	7.0/8.0	2.01
D-19	2-85			110.3	52.0	98	25.0	493	201	16.0	<0.50	4.10	0.24	1325	934	--/7.2	0.74
	8-85	20.0	63	124.0	73.0	91	28.0	484	360	15.3	<0.50	3.70	0.43	1420	1050	6.8/7.5	0.68

* Results from ETC sampling. See Appendix F.

Table F-1 (continued)
ANALYTICAL DATA

LOWER AQUIFER

CHEMICAL ANALYSIS	Date	Temp. (Deg.C)	SiO2	Ca	Mg	Na	K	Total Alkalinity	SO4	Cl	Ba	Fe	Mn	Specific Conductance (um/cm)	Total Dissolved Solids	pH Field /Lab (units)	F
MW-5	12-84			64.7	42.0	180	20.0	613	4	58.3	0.80	0.97	0.90	1450	862	--/7.4	0.37
	8-85	19.4	47	67.5	45.4	180	20.0	615	7	99.1	0.90	0.40	0.10	1430	862	7.0/7.4	0.29
	9-85									88.2	0.80	0.35	0.11				
MW-6	12-84			52.6	34.0	210	18.0	718	12	38.8	0.70	0.62	0.82	1420	892	--/7.6	0.28
	8-85	25.0	45	50.0	36.6	220	18.0	715	8	35.3	0.70	1.10	0.08	1420	890	7.1/7.6	0.24
	9-85									27.1	0.60	0.40	0.07				
MW-12	12-84			64.7	32.0	170	21.0	492	75	111.0	0.40	5.10	0.40	1340	822	--/7.4	0.71
	8-85	22.5	42	67.7	41.4	190	21.0	611	17	114.0	0.80	1.70	0.22	1440	854	6.9/7.4	0.69
	9-85									116.0	0.90	0.54	0.14				
MW-13	12-84			52.6	19.0	160	18.0	522	110	34.5	0.70	13.00	1.10	1050	652	--/7.7	0.35
	8-85	23.0	31	51.0	27.9	190	16.0	566	68	39.0	<0.50	4.30	0.50	1220	744	6.9/7.7	0.40
	9-85									32.6	0.50	0.05	0.16				
MW-14	8-85	18.0	42	44.4	28.3	210	17.0	683	12	38.5	0.70	6.30	0.49	1280	812	6.95/7.9	0.22
MW-21	4-85			8.5	2.1	160	42.0	300	26	54.1	1.60	24.00	2.20	814	498	--/8.4	0.68
	8-85	15.5	46	20.7	17.9	150	22.0	410	22	46.4	<0.50	2.50	0.17	937	582	7.4/8.4	0.42
MW-24	4-85			61.7	27.0	135	21.0	487	10	78.0	0.80	2.90	0.21	1133	648	--/9.3	0.55
	8-85	21.0	41	51.5	30.8	160	22.0	535	18	66.4	0.80	2.80	0.28	1180	684	7.4/7.7	0.33
MW-25	9-85									25.3	0.50	0.35	0.09				
	11-85			49.1	7.0	171	25.5	536	16	24.8	<0.10	0.20	0.06	1100	715	--/7.9	0.78
D-10d	12-84				33.0	91	22.0	318	150	42.6	0.30	4.10	0.34	940	586	--/8.5	0.81
D-17	12-84			38.8	12.0	70	16.0	513	36	30.2	0.20	8.60	0.23	630	364	--/7.7	0.63
	8-85	18.0	26	55.0	37.5	110	20.0	503	22	73.8	0.60	9.40	0.97	1050	634	7.3/7.7	0.29
	8-85		27	59.5	45.9	110	19.0	560	25	74.9	1.00	22.00	1.70	1050	650	--/7.7	0.23
D-27	11-85			57.2	14.0	250	20.3	654	67	27.5	0.28	0.02	0.10	1400	1315	--/7.7	0.36
D-28	11-85			60.5	16.6	192	21.8	527	28	58.5	0.50	<0.01	0.14	1250	875	--/7.6	0.35
D-29	11-85			42.5	17.8	282	23.0	682	93	47.0	0.38	0.02	0.14	1490	910	--/7.8	0.38
D-30	11-85			57.2	0.1	280	19.0	686	117	29.2	0.36	<0.01	0.11	1510	1235	--/7.7	0.34
D-31	11-85			54.0	18.8	217	21.5	655	16	35.5	0.38	0.03	0.10	1300	810	--/7.7	0.33

Table F-1 (continued)
ANALYTICAL DATA

SPAN UPPER AND LOWER AQUIFERS**

CHEMICAL ANALYSIS	Date	Temp. Deg. C (Deg.C)	SiO2	Ca	Mg	Na	K	Total Alkalinity	SO4	Cl	Ba	Fe	Mn	Specific Conductance (um/cm)	Total Dissolved Solids	pH Field /Lab (units)	F
MW-2	8-85	24.0	59	152.0	65.6	83	31.0	450	360	17.9	<0.50	0.54	0.32	1430	1070	7.0/7.5	0.69
	9-85									12.4	<0.50	0.11	0.34				
MW-4	12-84			117.0	42.0	130	25.0	527	320	187.0	1.00	1.10	0.13	1560	962	--/7.6	0.55
	8-85	21.0	42	75.1	66.7	130	26.0	486	52	168.0	1.00	0.83	0.15	1510	894	7.0/7.5	0.48
	9-85									174.0	1.00	0.56	0.17				
MW-26	9-85									12.8	<0.50	<0.05	0.09				
	11-85			47.4	6.0	102	22.3	369	50	13.3	<0.10	0.02	0.07	890	580	--/7.9	0.92
D-3d	12-84			32.8	7.0	120	13.0	290	94	14.6	0.20	0.97	0.09	780	456	--/8.5	0.71
D-4d	12-84			59.0	<1.0	100	43.0	127	425	20.0	9.00	340.00	21.00	770	540	--/10.5	1.14
D-8d	12-84			72.8	<1.0	140	13.0	79	218	202.0	0.30	3.90	0.22	1100	656	--/9.8	0.72
	9-85		22	58.5	<1.0	200	16.0	328	65	135.0				1190	716	--/8.7	0.65
D-9d	11-84			224.0	<1.0	98	8.0	443	50	325.0	0.70	2.56	<0.05		1010		0.41
	12-84			111.0	<1.0	100	10.0	282	74	237.0	0.40	0.31	0.01	1770	802	--/11.4	0.55
D-20	2-85			53.5	30.0	227	21.0	728	11	26.8	0.60	8.10	0.24	1452	872	--/7.6	0.26
	8-85	22.5	39	49.8	37.9	230	25.0	901	7	35.3	1.70	21.00	1.40	1410	860	7.55/7.9	0.30

** This grouping includes wells completed in sections other than the upper and lower aquifers.

ESII SITE-B ION BALANCE SUMMARY

PERCENT ERROR

WELL NUMBER	12-84	2-85	4-85	6-85	8-85	11-85
MW-1	0.6				8.0	
MW-2					6.2	
MW-3	0.0				8.0	
MW-4	13.7				6.0	
MW-5	12.2				8.5	
MW-6	6.8				9.5	
MW-9	0.6				8.1	
MW-10	8.2				5.3	
MW-11	10.2				6.3	
MW-12	4.6				7.1	
MW-13	1.1				7.4	
MW-14					6.5	
MW-15	14.2				8.6	
MW-16					7.2	
MW-21			15.2		6.6	
MW-24			6.4		7.2	
MW-25					7.3	
MW-26					2.3	
D-17	19.9				4.0	
D-18	16.1				11.0	
D-19	7.7				3.5	
D-20		10.2			3.3	
D-27						9.3
D-28						9.5
D-29						6.1
D-30						7.2
D-31						8.0
PCB-1					13.4	
PCB-2					2.8	
PCB-3					4.0	
SW-1				8.8		
SW-2			5.3			
SW-3			5.3			

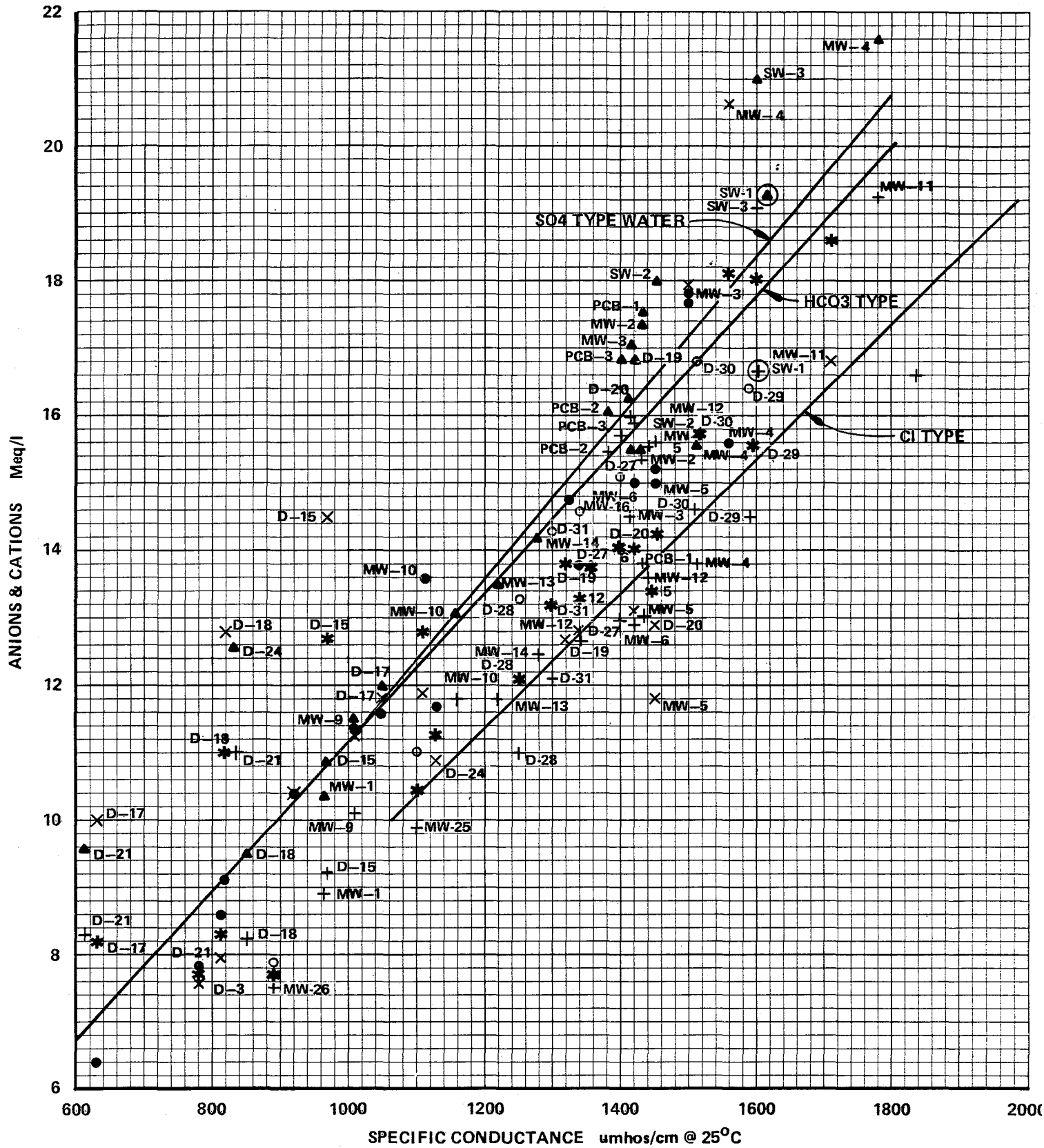

12/84	6/85	8/85	11/85	
●	⊕	▲	○	CATION
×	⊕	+	+	ANION

✱ MEAN

FIGURE F-1
PLOT SHOWING SPECIFIC CONDUCTANCE VS MEQ/L

CH2M HILL

B18066.C0

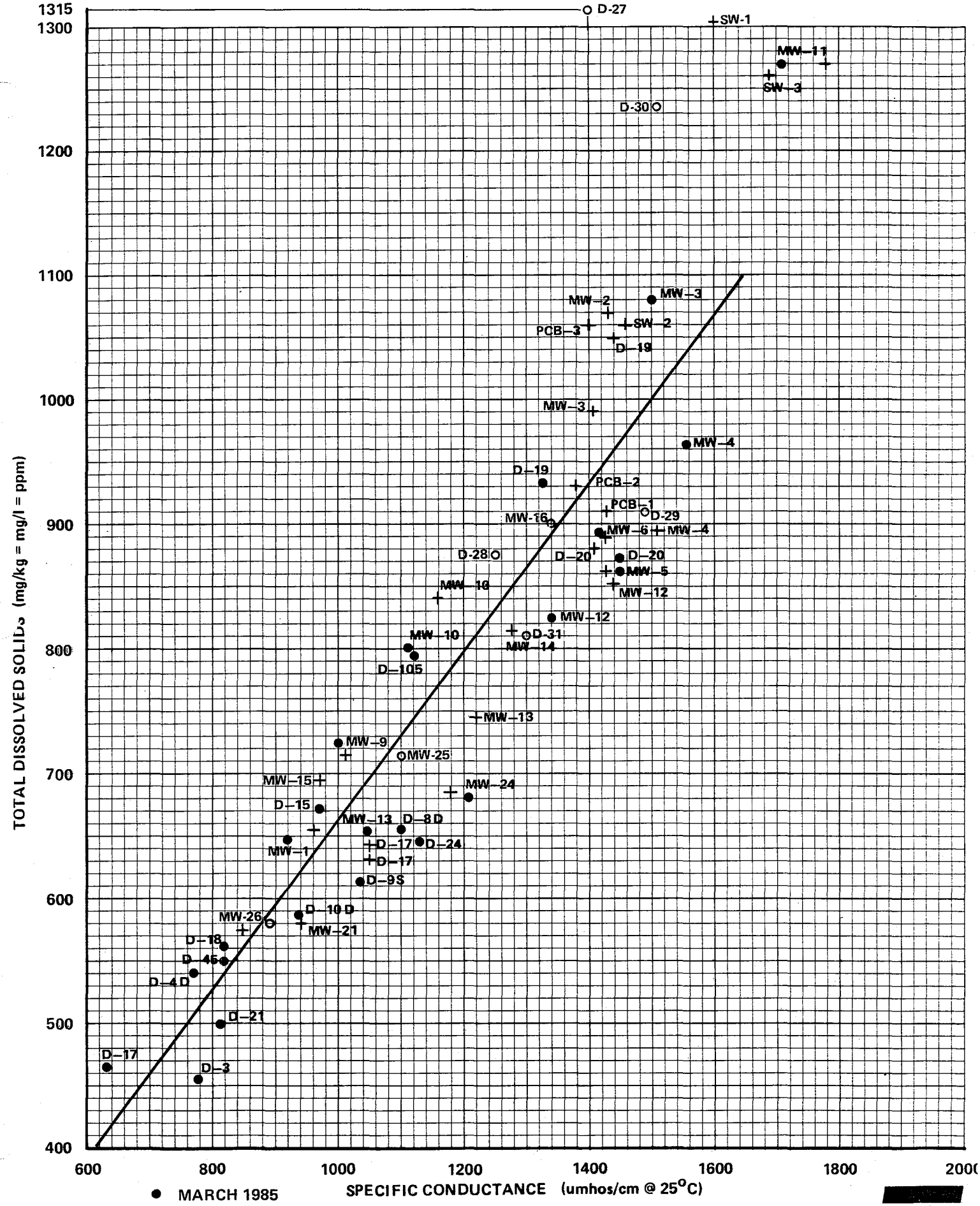

FIGURE F-2
PLOT SHOWING SPECIFIC CONDUCTANCE VS TOTAL DISSOLVED SOLIDS

B18066.C0

COMMON-ION ANALYTICAL LABORATORY REPORTS

CENTURY LABORATORIES, INC.

250 South Beechwood Avenue - Suite II • Boise, Idaho 83709 • (208) 376-2257

Submitted by: CH2M HILL
ATTN: Joe Gerick
700 Clearwater Lane
Boise, ID

Date Sampled _____ Time _____
Date received 12/14/84
Date reported 12/26/84
Sample of _____

Lab. No. 32253
Sample ID MW #1

RESULTS OF ANALYSIS

All results reported in milligrams per liter unless otherwise designated

Check analysis needed:

X	Alkalinity (Total)	322	X	Fluoride	0.83	X	Residue - Dissolved	646
X	Arsenic	0.023		Hardness			Residue - Total	
X	Barium	<.1	X	Iron	2.9		Residue - Suspended	
	BOD_5			Lead			Selenium	
	Cadmium		X	Magnesium (cal)	40		Silver	
X	Calcium	64.7	X	Manganese	0.11	X	Specific Conductance umhos	920
	COD			Mercury		X	Sodium	78
X	Chloride	16.7		Nitrogen-Ammonia		X	Sulfate	225
	Chromium			Nitrogen-Nitrate			Turbidity, NTU	
	Coliform, Total/ 100 ml			Nitrogen - TKN			Zinc	
	Coliform, Fecal/ 100 ml			Oil and Grease		X	Carbonate Alkalinity	0
	Copper		X	pH, Units	7.5	X	Bicarbonate Alkalinity	322
	Cyanide			Phosphate-Total		X	Hydroxide Alkalinity	0
			X	Potassium	21			

Remarks:

Copies to:

Respectfully submitted,
CENTURY LABORATORIES

Laboratory Supervisor

CL - 103
Rev. 4-83

CENTURY LABORATORIES, INC.

250 South Beechwood Avenue - Suite II • Boise, Idaho 83709 • (208) 376-2257

Submitted by: CH2M HILL
ATTN: Joe Gerick
700 Clearwater Lane
Boise, ID

Date Sampled _____ Time _____
Date received 12/14/84
Date reported 12/26/84
Sample of _____
Sample ID MW #3

Lab. No. 32254

RESULTS OF ANALYSIS

All results reported in milligrams per liter unless otherwise designated

Check analysis needed:

X	Alkalinity (Total)	548	X	Fluoride	0.81	X	Residue - Dissolved	1080
X	Arsenic	<.010		Hardness			Residue - Total	
X	Barium	<.1	X	Iron	4.3		Residue - Suspended	
	BOD_5			Lead			Selenium	
	Cadmium		X	Magnesium (cal)	114		Silver	
X	Calcium	48.5	X	Manganese	0.33	X	Specific Conductance umhos	1500
	COD			Mercury		X	Sodium	120
X	Chloride	20.0		Nitrogen-Ammonia		X	Sulfate	400
	Chromium			Nitrogen-Nitrate			Turbidity, NTU	
	Coliform, Total/ 100 ml			Nitrogen - TKN			Zinc	
	Coliform, Fecal/ 100 ml			Oil and Grease		X	Carbonate Alkalinity	0
	Copper		X	pH, Units	7.3	X	Bicarbonate Alkalinity	548
	Cyanide			Phosphate-Total		X	Hydroxide Alkalinity	0
			X	Potassium	28			

Remarks:

Copies to:

Respectfully submitted,
CENTURY LABORATORIES

David M. Bennett
Laboratory Supervisor

CL - 103
Rev. 4-83

CENTURY LABORATORIES, INC.

250 South Beechwood Avenue - Suite II • Boise, Idaho 83709 • (208) 376-2257

Submitted by: CH2M HILL

ATTN: Joe Gerick

700 Clearwater Lane

Boise, ID

Lab. No. 32255

Date Sampled _____ Time _____

Date received 12/14/84

Date reported 12/26/84

Sample of _____

Sample ID MW #4

RESULTS OF ANALYSIS

All results reported in milligrams per liter unless otherwise designated

Check analysis needed:

X	Alkalinity (Total)	527	X	Fluoride	0.55	X	Residue - Dissolved	962
X	Arsenic	<.010		Hardness			Residue - Total	
X	Barium	1.0	X	Iron	1.1		Residue - Suspended	
	BOD_5			Lead			Selenium	
	Cadmium		X	Magnesium (cal)	42		Silver	
X	Calcium	117	X	Manganese	0.13	X	Specific Conductance umhos	1560
	COD			Mercury		X	Sodium	130
X	Chloride	187		Nitrogen-Ammonia		X	Sulfate	320
	Chromium			Nitrogen-Nitrate			Turbidity, NTU	
	Coliform, Total/ 100 ml			Nitrogen - TKN			Zinc	
	Coliform, Fecal/ 100 ml			Oil and Grease		X	Carbonate Alkalinity	0
	Copper		X	pH, Units	7.6	X	Bicarbonate Alkalinity	527
	Cyanide			Phosphate-Total		X	Hydroxide Alkalinity	0
Remarks:			X	Potassium	25			

Copies to:

Respectfully submitted,
CENTURY LABORATORIES

Laboratory Supervisor

CL - 103
Rev. 4-83

CENTURY LABORATORIES, INC.

250 South Beechwood Avenue - Suite II • Boise, Idaho 83709 • (208) 376-2257

Submitted by: CH2M HILL

ATTN: Joe Gerick

700 Clearwater Lane

Boise, ID

Date Sampled _____ Time _____

Date received 12/14/84

Date reported 12/26/84

Sample of _____

Lab. No. 32256

Sample ID MW #5

RESULTS OF ANALYSIS

All results reported in milligrams per liter unless otherwise designated

Check analysis needed:

X	Alkalinity (Total)	613	X	Fluoride	0.37	X	Residue - Dissolved	862
X	Arsenic	0.016		Hardness			Residue - Total	
X	Barium	0.8	X	Iron	0.97		Residue - Suspended	
	BOD_5			Lead			Selenium	
	Cadmium		X	Magnesium (cal)	42		Silver	
X	Calcium	64.7	X	Manganese	0.90	X	Specific Conductance umhos	1450
	COD			Mercury		X	Sodium	180
X	Chloride	58.3		Nitrogen-Ammonia		X	Sulfate	4
	Chromium			Nitrogen-Nitrate			Turbidity, NTU	
	Coliform, Total/ 100 ml			Nitrogen - TKN			Zinc	
	Coliform, Fecal/ 100 ml			Oil and Grease		X	Carbonate Alkalinity	0
	Copper		X	pH, Units	7.4	X	Bicarbonate Alkalinity	613
	Cyanide			Phosphate-Total		X	Hydroxide Alkalinity	0
			X	Potassium	20			

Remarks:

Copies to:

Respectfully submitted,
CENTURY LABORATORIES

Laboratory Supervisor

CL - 103
Rev. 4-83

CENTURY LABORATORIES, INC.

250 South Beechwood Avenue - Suite II • Boise, Idaho 83709 • (208) 376-2257

Submitted by: CH2M HILL

ATTN: Joe Gerick

700 Clearwater Lane

Boise, ID

Lab. No. 32257

Date Sampled _____ Time _____

Date received 12/14/84

Date reported 12/26/84

Sample of _____

Sample ID MW #6

RESULTS OF ANALYSIS

All results reported in milligrams per liter unless otherwise designated

Check analysis needed:

X	Alkalinity (Total)	718	X	Fluoride	0.28	X	Residue - Dissolved	892
X	Arsenic	0.046		Hardness			Residue - Total	
X	Barium	0.7	X	Iron	0.62		Residue - Suspended	
	BOD_5			Lead			Selenium	
	Cadmium		X	Magnesium (cal)	34		Silver	
X	Calcium	52.6	X	Manganese	0.82	X	Specific Conductance umhos	1420
	COD			Mercury		X	Sodium	210
X	Chloride	38.8		Nitrogen-Ammonia		X	Sulfate	12
	Chromium			Nitrogen-Nitrate			Turbidity, NTU	
	Coliform, Total/ 100 ml			Nitrogen - TKN			Zinc	
	Coliform, Fecal/ 100 ml			Oil and Grease		X	Carbonate Alkalinity	0
	Copper		X	pH, Units	7.6	X	Bicarbonate Alkalinity	718
	Cyanide			Phosphate-Total		X	Hydroxide Alkalinity	0
			X	Potassium	18			

Remarks:

Copies to:

Respectfully submitted,
CENTURY LABORATORIES

Laboratory Supervisor

CL - 103
Rev 4-83

CENTURY LABORATORIES, INC.

250 South Beechwood Avenue - Suite II • Boise, Idaho 83709 • (208) 376-2257

Submitted by: CH2M HILL
ATTN: Joe Gerick
700 Clearwater Lane
Boise, ID

Date Sampled _____ Time _____
Date received 12/14/84
Date reported 12/26/84
Sample of _____

Lab. No. 32258
Sample ID MW #9

RESULTS OF ANALYSIS

All results reported in milligrams per liter unless otherwise designated

Check analysis needed:

X	Alkalinity (Total)	376	X	Fluoride	0.81	X	Residue - Dissolved	724
X	Arsenic	<.010		Hardness			Residue - Total	
X	Barium	0.2	X	Iron	0.43		Residue - Suspended	
	BOD_5			Lead			Selenium	
	Cadmium		X	Magnesium (cal)	36		Silver	
X	Calcium	89.0	X	Manganese	1.5	X	Specific Conductance umhos	1010
	COD			Mercury		X	Sodium	77
X	Chloride	17.3		Nitrogen-Ammonia		X	Sulfate	223
	Chromium			Nitrogen-Nitrate			Turbidity, NTU	
	Coliform, Total/ 100 ml			Nitrogen - TKN			Zinc	
	Coliform, Fecal/ 100 ml			Oil and Grease		X	Carbonate Alkalinity	0
	Copper		X	pH, Units	7.5	X	Bicarbonate Alkalinity	376
	Cyanide			Phosphate-Total		X	Hydroxide Alkalinity	0
Remarks:			X	Potassium	26			

Copies to:

Respectfully submitted,
CENTURY LABORATORIES

Laboratory Supervisor

CL - 103
Rev. 4-83

CENTURY LABORATORIES, INC.

250 South Beechwood Avenue - Suite II • Boise, Idaho 83709 • (208) 376-2257

Submitted by: CH2M HILL

ATTN: Joe Gerick

700 Clearwater Lane

Boise, ID

Lab. No. 32259

Date Sampled _____ Time _____

Date received 12/14/84

Date reported 12/26/84

Sample of _____

Sample ID MW #10

RESULTS OF ANALYSIS

All results reported in milligrams per liter unless otherwise designated

Check analysis needed:

X	Alkalinity (Total)	421	X	Fluoride	0.82	X	Residue - Dissolved	802
X	Arsenic	<.010		Hardness			Residue - Total	
X	Barium	0.2	X	Iron	11		Residue - Suspended	
	BOD_5			Lead			Selenium	
	Cadmium		X	Magnesium (cal)	<1		Silver	
X	Calcium	178	X	Manganese	0.61	X	Specific Conductance umhos	1110
	COD			Mercury		X	Sodium	93
X	Chloride	21.0		Nitrogen-Ammonia		X	Sulfate	210
	Chromium			Nitrogen-Nitrate			Turbidity, NTU	
	Coliform, Total/ 100 ml			Nitrogen - TKN			Zinc	
	Coliform, Fecal/ 100 ml			Oil and Grease		X	Carbonate Alkalinity	0
	Copper		X	pH, Units	7.5	X	Bicarbonate Alkalinity	421
	Cyanide			Phosphate-Total		X	Hydroxide Alkalinity	0
			X	Potassium	26			

Remarks:

Copies to:

Respectfully submitted,
CENTURY LABORATORIES

Laboratory Supervisor

CL - 103
Rev. 4-83

CENTURY LABORATORIES, INC.

250 South Beechwood Avenue - Suite II • Boise, Idaho 83709 • (208) 376-2257

Submitted by: CH2M HILL
ATTN: Joe Gerick
700 Clearwater Lane
Boise, ID

Lab. No. 32260

Date Sampled _____ Time _____
Date received 12/14/84
Date reported 12/26/84
Sample of _____
Sample ID MW #11

RESULTS OF ANALYSIS

All results reported in milligrams per liter unless otherwise designated

Check analysis needed:

X	Alkalinity (Total)	391	X	Fluoride	0.66	X	Residue - Dissolved	1270
X	Arsenic	<.010		Hardness			Residue - Total	
X	Barium	0.2	X	Iron	13		Residue - Suspended	
	BOD_5			Lead			Selenium	
	Cadmium		X	Magnesium (cal)	64		Silver	
X	Calcium	153	X	Manganese	0.65	X	Specific Conductance umhos	1710
	COD			Mercury		X	Sodium	150
X	Chloride	57.7		Nitrogen-Ammonia		X	Sulfate	423
	Chromium			Nitrogen-Nitrate			Turbidity, NTU	
	Coliform, Total/ 100 ml			Nitrogen - TKN			Zinc	
	Coliform, Fecal/ 100 ml			Oil and Grease		X	Carbonate Alkalinity	0
	Copper		X	pH, Units	7.4	X	Bicarbonate Alkalinity	391
	Cyanide			Phosphate-Total		X	Hydroxide Alkalinity	0
			X	Potassium	34			

Remarks:

Copies to:

Respectfully submitted,
CENTURY LABORATORIES

Laboratory Supervisor

CL - 103
Rev. 4-83

CENTURY LABORATORIES, INC.

250 South Beechwood Avenue - Suite II • Boise, Idaho 83709 • (208) 376-2257

Submitted by: CH2M HILL

ATTN: Joe Gerick

700 Clearwater Lane

Boise, ID

Lab. No. 32261

Date Sampled _____ Time _____

Date received 12/14/84

Date reported 12/26/84

Sample of _____

Sample ID MW #12

RESULTS OF ANALYSIS

All results reported in milligrams per liter unless otherwise designated

Check analysis needed:

X	Alkalinity (Total)	492	X	Fluoride	0.71	X	Residue - Dissolved	822
X	Arsenic	<.010		Hardness			Residue - Total	
X	Barium	0.4	X	Iron	5.1		Residue - Suspended	
	BOD_5			Lead			Selenium	
	Cadmium		X	Magnesium (cal)	32		Silver	
X	Calcium	64.7	X	Manganese	0.40	X	Specific Conductance umhos	1340
	COD			Mercury		X	Sodium	170
X	Chloride	111		Nitrogen-Ammonia		X	Sulfate	75
	Chromium			Nitrogen-Nitrate			Turbidity, NTU	
	Coliform, Total/ 100 ml			Nitrogen - TKN			Zinc	
	Coliform, Fecal/ 100 ml			Oil and Grease		X	Carbonate Alkalinity	0
	Copper		X	pH, Units	7.4	X	Bicarbonate Alkalinity	492
	Cyanide			Phosphate-Total		X	Hydroxide Alkalinity	0
Remarks:			X	Potassium	21			

Copies to:

Respectfully submitted,
CENTURY LABORATORIES

David M. Bennett

Laboratory Supervisor

CL - 103
Rev. 4-83

CENTURY LABORATORIES, INC.

250 South Beechwood Avenue - Suite II • Boise, Idaho 83709 • (208) 376-2257

Submitted by: CH2M HILL

ATTN: Joe Gerick

700 Clearwater Lane

Boise, ID

Lab. No. 32262

Date Sampled _____ Time _____

Date received 12/14/84

Date reported 12/26/84

Sample of _____

Sample ID MW #13

RESULTS OF ANALYSIS

All results reported in milligrams per liter unless otherwise designated

Check analysis needed:

X	Alkalinity (Total)	522	X	Fluoride	0.35	X	Residue - Dissolved	652
X	Arsenic	<.010		Hardness			Residue - Total	
X	Barium	0.7	X	Iron	13		Residue - Suspended	
	BOD_5			Lead			Selenium	
	Cadmium		X	Magnesium (cal)	19		Silver	
X	Calcium	52.6	X	Manganese	1.1	X	Specific Conductance umhos	1050
	COD			Mercury		X	Sodium	160
X	Chloride	34.5		Nitrogen-Ammonia		X	Sulfate	110
	Chromium			Nitrogen-Nitrate			Turbidity, NTU	
	Coliform, Total/ 100 ml			Nitrogen - TKN			Zinc	
	Coliform, Fecal/ 100 ml			Oil and Grease		X	Carbonate Alkalinity	0
	Copper		X	pH, Units	7.7	X	Bicarbonate Alkalinity	522
	Cyanide			Phosphate-Total		X	Hydroxide Alkalinity	0
			X	Potassium	18			

Remarks:

Copies to:

Respectfully submitted,
CENTURY LABORATORIES

Laboratory Supervisor

CL - 103
Rev. 4-83

CENTURY LABORATORIES, INC.

250 South Beechwood Avenue - Suite II • Boise, Idaho 83709 • (208) 376-2257

Submitted by: CH2M HILL

ATTN: Joe Gerick

700 Clearwater Lane

Boise, ID

Lab. No. 32286

Date Sampled _____ Time _____

Date received 12/14/84

Date reported 12/26/84

Sample of _____

Sample ID D-4s

RESULTS OF ANALYSIS

All results reported in milligrams per liter unless otherwise designated

Check analysis needed:

X	Alkalinity (Total)	577	X	Fluoride	1.50	X	Residue - Dissolved	550
X	Arsenic	0.027		Hardness			Residue - Total	
X	Barium	0.5	X	Iron	12		Residue - Suspended	
	BOD_5			Lead			Selenium	
	Cadmium		X	Magnesium (cal)	15		Silver	
X	Calcium	63.1	X	Manganese	1.1	X	Specific Conductance umhos	820
	COD			Mercury		X	Sodium	82
X	Chloride	35.1		Nitrogen-Ammonia		X	Sulfate	155
	Chromium			Nitrogen-Nitrate			Turbidity, NTU	
	Coliform, Total/ 100 ml			Nitrogen - TKN			Zinc	
	Coliform, Fecal/ 100 ml			Oil and Grease		X	Carbonate Alkalinity	7
	Copper		X	pH, Units	8.5	X	Bicarbonate Alkalinity	570
	Cyanide			Phosphate-Total		X	Hydroxide Alkalinity	0
			X	Potassium	21			

Remarks:

Copies to:

Respectfully submitted,
CENTURY LABORATORIES

Laboratory Supervisor

CL - 103
Rev. 4-83

CENTURY LABORATORIES, INC.

250 South Beechwood Avenue - Suite II • Boise, Idaho 83709 • (208) 376-2257

Submitted by: CH2M HILL
ATTN: Joe Gerick
700 Clearwater Lane
Boise, ID

Date Sampled _____ Time _____
Date received 12/14/84
Date reported 12/26/84
Sample of _____

Lab. No. 32285
Sample ID D-4d

RESULTS OF ANALYSIS

All results reported in milligrams per liter unless otherwise designated

Check analysis needed:

X	Alkalinity (Total)	127	X	Fluoride	1.14	X	Residue - Dissolved	540
X	Arsenic	0.15		Hardness			Residue - Total	
X	Barium	9*	X	Iron	340		Residue - Suspended	
	BOD_5			Lead			Selenium	
	Cadmium		X	Magnesium (cal)	< 1		Silver	
X	Calcium	59.0	X	Manganese	21	X	Specific Conductance umhos	770
	COD			Mercury		X	Sodium	100
X	Chloride	20.0		Nitrogen-Ammonia		X	Sulfate	425
	Chromium			Nitrogen-Nitrate			Turbidity, NTU	
	Coliform, Total/ 100 ml			Nitrogen - TKN			Zinc	
	Coliform, Fecal/ 100 ml			Oil and Grease		X	Carbonate Alkalinity	55
	Copper		X	pH, Units	10.5	X	Bicarbonate Alkalinity	0
	Cyanide			Phosphate-Total		X	Hydroxide Alkalinity	72
			X	Potassium	43			

Remarks:

*Background Interference

Copies to:

Respectfully submitted,
CENTURY LABORATORIES

David M. Bennett
Laboratory Supervisor

CL - 103
Rev. 4-83

CENTURY LABORATORIES, INC.

250 South Beechwood Avenue - Suite II • Boise, Idaho 83709 • (208) 376-2257

Submitted by: CH2M HILL

ATTN: Joe Gerick

700 Clearwater Lane

Boise, ID

Date Sampled _____ Time _____

Date received 12/14/84

Date reported 12/26/84

Sample of _____

Lab. No. 32287

Sample ID D-8D

RESULTS OF ANALYSIS

All results reported in milligrams per liter unless otherwise designated

Check analysis needed:

X	Alkalinity (Total)	79	X	Fluoride	0.72	X	Residue - Dissolved	656
X	Arsenic	0.020		Hardness			Residue - Total	
X	Barium	0.3	X	Iron	3.9		Residue - Suspended	
	BOD_5			Lead			Selenium	
	Cadmium		X	Magnesium (cal)	<1		Silver	
X	Calcium	72.8	X	Manganese	0.22	X	Specific Conductance umhos	1100
	COD			Mercury		X	Sodium	140
X	Chloride	202		Nitrogen-Ammonia		X	Sulfate	218
	Chromium			Nitrogen-Nitrate			Turbidity, NTU	
	Coliform, Total/ 100 ml			Nitrogen - TKN			Zinc	
	Coliform, Fecal/ 100 ml			Oil and Grease		X	Carbonate Alkalinity	73
	Copper		X	pH, Units	9.8	X	Bicarbonate Alkalinity	0
	Cyanide			Phosphate-Total		X	Hydroxide Alkalinity	6
			X	Potassium	13			

Remarks:

Copies to:

Respectfully submitted,
CENTURY LABORATORIES

David Bennett

Laboratory Supervisor

CL - 103
Rev. 4-83

CENTURY LABORATORIES, INC.

250 South Beechwood Avenue - Suite II • Boise, Idaho 83709 • (208) 376-2257

Submitted by: CH2M HILL

ATTN: Joe Gerick

700 Clearwater Lane

Boise, ID

Date Sampled _____ Time _____

Date received 12/14/84

Date reported 12/26/84

Sample of _____

Lab. No. 32288

Sample ID D8S

RESULTS OF ANALYSIS

All results reported in milligrams per liter unless otherwise designated

Check analysis needed:

X	Alkalinity (Total)	285	X	Fluoride	0.53	X	Residue - Dissolved	804
X	Arsenic	<.010		Hardness			Residue - Total	
X	Barium	0.3	X	Iron	1.3		Residue - Suspended	
	BOD_5			Lead			Selenium	
	Cadmium		X	Magnesium (cal)	< 1		Silver	
X	Calcium	150	X	Manganese	0.03	X	Specific Conductance umhos	1930
	COD			Mercury		X	Sodium	70
X	Chloride	118		Nitrogen-Ammonia		X	Sulfate	220
	Chromium			Nitrogen-Nitrate			Turbidity, NTU	
	Coliform, Total/ 100 ml			Nitrogen - TKN			Zinc	
	Coliform, Fecal/ 100 ml			Oil and Grease		X	Carbonate Alkalinity	13
	Copper		X	pH, Units	11.6	X	Bicarbonate Alkalinity	0
	Cyanide			Phosphate-Total		X	Hydroxide Alkalinity	272
			X	Potassium	15			

Remarks:

Copies to:

Respectfully submitted,
CENTURY LABORATORIES

Laboratory Supervisor

CL - 103
Rev. 4-83

CENTURY LABORATORIES, INC.

250 South Beechwood Avenue - Suite II • Boise, Idaho 83709 • (208) 376-2257

Submitted by: CH2M HILL
ATTN: Joe Gerick
700 Clearwater Lane
Boise, ID

Date Sampled 12/13/84 Time
Date received 12/14/84
Date reported 12/26/84
Sample of
Sample ID D-3 (Chuck Feast)

Lab. No. 32245

RESULTS OF ANALYSIS

All results reported in milligrams per liter unless otherwise designated

Check analysis needed:

X	Alkalinity (Total)	290	X	Fluoride	0.71	X	Residue - Dissolved	456
X	Arsenic	0.025		Hardness			Residue - Total	
X	Barium	0.2	X	Iron	0.97		Residue - Suspended	
	BOD_5			Lead			Selenium	
	Cadmium		X	Magnesium (cal)	7		Silver	
X	Calcium	32.8	X	Manganese	0.09	X	Specific Conductance umhos	780
	COD			Mercury		X	Sodium	120
X	Chloride	14.6		Nitrogen-Ammonia		X	Sulfate	94
	Chromium			Nitrogen-Nitrate			Turbidity, NTU	
	Coliform, Total/ 100 ml			Nitrogen - TKN			Zinc	
	Coliform, Fecal/ 100 ml			Oil and Grease		X	Carbonate Alkalinity	28
	Copper		X	pH, Units	8.5	X	Bicarbonate Alkalinity	262
	Cyanide			Phosphate-Total		X	Hydroxide Alkalinity	0
			X	Potassium	13			

Remarks:

Copies to:

Respectfully submitted,
CENTURY LABORATORIES

David M. Smith
Laboratory Supervisor

CL - 103
Rev. 4-83

CENTURY LABORATORIES, INC.

250 South Beechwood Avenue - Suite II • Boise, Idaho 83709 • (208) 376-2257

Submitted by: CH2M HILL
ATTN: Joe Gerick
700 Clearwater Lane
Boise, ID

Date Sampled 12/13/84 Time
Date received 12/14/84
Date reported 12/26/84
Sample of
Sample ID D-9s (Chuck Feast)

Lab. No. 32247

RESULTS OF ANALYSIS

All results reported in milligrams per liter unless otherwise designated

Check analysis needed:

X	Alkalinity (Total)	380	X	Fluoride	1.35	X	Residue - Dissolved	612
X	Arsenic	0.011		Hardness			Residue - Total	
X	Barium	0.5	X	Iron	10		Residue - Suspended	
	BOD_5			Lead			Selenium	
	Cadmium		X	Magnesium (cal)	25		Silver	
X	Calcium	70.4	X	Manganese	1.2	X	Specific Conductance umhos	1040
	COD			Mercury		X	Sodium	85
X	Chloride	181		Nitrogen-Ammonia		X	Sulfate	160
	Chromium			Nitrogen-Nitrate			Turbidity, NTU	
	Coliform, Total/ 100 ml			Nitrogen - TKN			Zinc	
	Coliform, Fecal/ 100 ml			Oil and Grease		X	Carbonate Alkalinity	0
	Copper		X	pH, Units	8.5	X	Bicarbonate Alkalinity	380
	Cyanide			Phosphate-Total		X	Hydroxide Alkalinity	0
			X	Potassium	22			

Remarks:

Copies to:

Respectfully submitted,
CENTURY LABORATORIES

David M. Bennett

Laboratory Supervisor

CL - 103
Rev. 4-83

CENTURY LABORATORIES, INC.

250 South Beechwood Avenue - Suite II • Boise, Idaho 83709 • (208) 376-2257

Submitted by: CH2M HILL
ATTN: Joe Gerick
700 Clearwater Lane
Boise, ID

Date Sampled 12/13/84 Time 10:50
Date received 12/14/84
Date reported 12/26/84
Sample of
Sample ID D-9d (Chuck Feast)

Lab. No. 32246

RESULTS OF ANALYSIS

All results reported in milligrams per liter unless otherwise designated

Check analysis needed:

X	Alkalinity (Total)	282	X	Fluoride	0.55	X	Residue - Dissolved	802
X	Arsenic	<0.010		Hardness			Residue - Total	
X	Barium	0.4	X	Iron	0.31		Residue - Suspended	
	BOD_5			Lead			Selenium	
	Cadmium		X	Magnesium (cal)	<1		Silver	
X	Calcium	111	X	Manganese	0.01	X	Specific Conductance umhos	1770
	COD			Mercury		X	Sodium	100
X	Chloride	237		Nitrogen-Ammonia		X	Sulfate	74
	Chromium			Nitrogen-Nitrate			Turbidity, NTU	
	Coliform, Total/ 100 ml			Nitrogen - TKN			Zinc	
	Coliform, Fecal/ 100 ml			Oil and Grease		X	Carbonate Alkalinity	43
	Copper		X	pH, Units	11.4	X	Bicarbonate Alkalinity	0
	Cyanide			Phosphate-Total		X	Hydroxide Alkalinity	239
			X	Potassium	10			

Remarks:

Copies to:

Respectfully submitted,
CENTURY LABORATORIES

David M. Bennett
Laboratory Supervisor

CL - 103
Rev. 4-83

CENTURY LABORATORIES, INC.

250 South Beechwood Avenue - Suite II • Boise, Idaho 83709 • (208) 376-2257

Submitted by: CH2M HILL
ATTN: Joe Gerick
700 Clearwater Lane
Boise, ID

Date Sampled 12/13/84 Time
Date received 12/14/84
Date reported 12/26/84
Sample of
Sample ID D-10s (Chuck Feast)

Lab. No. 32249

RESULTS OF ANALYSIS

All results reported in milligrams per liter unless otherwise designated

Check analysis needed:

X	Alkalinity (Total)	393	X	Fluoride	0.90	X	Residue - Dissolved	796
X	Arsenic	0.020		Hardness			Residue - Total	
X	Barium	0.3	X	Iron	11		Residue - Suspended	
	BOD_5			Lead			Selenium	
	Cadmium		X	Magnesium (cal)	45		Silver	
X	Calcium	112	X	Manganese	1.0	X	Specific Conductance umhos	1120
	COD			Mercury		X	Sodium	76
X	Chloride	16.7		Nitrogen-Ammonia		X	Sulfate	270
	Chromium			Nitrogen-Nitrate			Turbidity, NTU	
	Coliform, Total/ 100 ml			Nitrogen - TKN			Zinc	
	Coliform, Fecal/ 100 ml			Oil and Grease		X	Carbonate Alkalinity	12
	Copper		X	pH, Units	8.3	X	Bicarbonate Alkalinity	381
	Cyanide			Phosphate-Total		X	Hydroxide Alkalinity	0
			X	Potassium	27			

Remarks:

Copies to:

Respectfully submitted,
CENTURY LABORATORIES

Laboratory Supervisor

CL - 103
Rev. 4-83

CENTURY LABORATORIES, INC.

250 South Beechwood Avenue - Suite II • Boise, Idaho 83709 • (208) 376-2257

Submitted by: CH2M HILL

ATTN: Joe Gerick

700 Clearwater Lane

Boise, ID

Date Sampled 12/13/84 Time

Date received 12/14/84

Date reported 12/26/84

Sample of

Lab. No. 32248

Sample ID D-10d (Chuck Feast)

RESULTS OF ANALYSIS

All results reported in milligrams per liter unless otherwise designated

Check analysis needed:

X	Alkalinity (Total)	318	X	Fluoride	0.81	X	Residue - Dissolved	586
X	Arsenic	0.039		Hardness			Residue - Total	
X	Barium	0.3	X	Iron	4.1		Residue - Suspended	
	BOD_5			Lead			Selenium	
	Cadmium		X	Magnesium (cal)	33		Silver	
X	Calcium	48.5	X	Manganese	0.34	X	Specific Conductance umhos	940
	COD			Mercury		X	Sodium	91
X	Chloride	42.6		Nitrogen-Ammonia		X	Sulfate	150
	Chromium			Nitrogen-Nitrate			Turbidity, NTU	
	Coliform, Total/ 100 ml			Nitrogen - TKN			Zinc	
	Coliform, Fecal/ 100 ml			Oil and Grease		X	Carbonate Alkalinity	17
	Copper		X	pH, Units	8.5	X	Bicarbonate Alkalinity	301
	Cyanide			Phosphate-Total		X	Hydroxide Alkalinity	0
			X	Potassium	22			

Remarks:

Copies to:

Respectfully submitted,
CENTURY LABORATORIES

Laboratory Supervisor

CL - 103
Rev. 4-83

CENTURY LABORATORIES, INC.

250 South Beechwood Avenue - Suite II • Boise, Idaho 83709 • (208) 376-2257

Submitted by: CH2M HILL

ATTN: Joe Gerick

700 Clearwater Lane

Boise, ID

Lab. No. 32250

Date Sampled _____ Time _____

Date received 12/14/84

Date reported 12/26/84

Sample of _____

Sample ID ~~D-15~~ MW-15 CF

RESULTS OF ANALYSIS

All results reported in milligrams per liter unless otherwise designated

Check analysis needed:

X	Alkalinity (Total)	606	X	Fluoride	0.66	X	Residue - Dissolved	672
X	Arsenic	0.020		Hardness			Residue - Total	
X	Barium	0.2	X	Iron	0.15		Residue - Suspended	
	BOD_5			Lead			Selenium	
	Cadmium		X	Magnesium (cal)	32		Silver	
X	Calcium	79.3	X	Manganese	0.23	X	Specific Conductance umhos	970
	COD			Mercury		X	Sodium	86
X	Chloride	17.8		Nitrogen-Ammonia		X	Sulfate	195
	Chromium			Nitrogen-Nitrate			Turbidity, NTU	
	Coliform, Total/ 100 ml			Nitrogen - TKN			Zinc	
	Coliform, Fecal/ 100 ml			Oil and Grease		X	Carbonate Alkalinity	0
	Copper		X	pH, Units	7.5	X	Bicarbonate Alkalinity	606
	Cyanide			Phosphate-Total		X	Hydroxide Alkalinity	0
			X	Potassium	22			

Remarks:

Copies to:

Respectfully submitted,
CENTURY LABORATORIES

David M. Emmett

Laboratory Supervisor

CL - 103
Rev. 4-82

CENTURY LABORATORIES, INC.

250 South Beechwood Avenue - Suite II • Boise, Idaho 83709 • (208) 376-2257

Submitted by: CH2M HILL

ATTN: Joe Gerick

700 Clearwater Lane

Boise, ID

Lab. No. 32252

Date Sampled _____ Time _____

Date received 12/14/84

Date reported 12/26/84

Sample of _____

Sample ID D-18

RESULTS OF ANALYSIS

All results reported in milligrams per liter unless otherwise designated

Check analysis needed:

X	Alkalinity (Total)	553	X	Fluoride	1.55	X	Residue - Dissolved	560
X	Arsenic	0.024		Hardness			Residue - Total	
X	Barium	<.1	X	Iron	4.8		Residue - Suspended	
	BOD_5			Lead			Selenium	
	Cadmium		X	Magnesium (cal)	29		Silver	
X	Calcium	56.6	X	Manganese	0.22	X	Specific Conductance umhos	820
	COD			Mercury		X	Sodium	78
X	Chloride	14.6		Nitrogen-Ammonia		X	Sulfate	160
	Chromium			Nitrogen-Nitrate			Turbidity, NTU	
	Coliform, Total/ 100 ml			Nitrogen - TKN			Zinc	
	Coliform, Fecal/ 100 ml			Oil and Grease		X	Carbonate Alkalinity	0
	Copper		X	pH, Units	7.6	X	Bicarbonate Alkalinity	553
	Cyanide			Phosphate-Total		X	Hydroxide Alkalinity	0
			X	Potassium	19			

Remarks:

Copies to:

Respectfully submitted,
CENTURY LABORATORIES

Laboratory Supervisor

CL - 103
Rev. 4-83

CENTURY LABORATORIES, INC.

250 South Beechwood Avenue - Suite II • Boise, Idaho 83709 • (208) 376-2257

Submitted by: CH2M HILL
ATTN: Joe Gerick
700 Clearwater Lane
Boise, ID

Date Sampled _____ Time _____
Date received 12/14/84
Date reported 12/26/84
Sample of _____

Lab. No. 32251
Sample ID D-17

RESULTS OF ANALYSIS

All results reported in milligrams per liter unless otherwise designated

Check analysis needed:

X	Alkalinity (Total)	513	X	Fluoride	0.63	X	Residue - Dissolved	364
X	Arsenic	<.010		Hardness			Residue - Total	
X	Barium	0.2	X	Iron	8.6		Residue - Suspended	
	BOD_5			Lead			Selenium	
	Cadmium		X	Magnesium (cal)	12		Silver	
X	Calcium	38.8	X	Manganese	0.23	X	Specific Conductance umhos	630
	COD			Mercury		X	Sodium	70
X	Chloride	30.2		Nitrogen-Ammonia		X	Sulfate	36
	Chromium			Nitrogen-Nitrate			Turbidity, NTU	
	Coliform, Total/ 100 ml			Nitrogen - TKN			Zinc	
	Coliform, Fecal/ 100 ml			Oil and Grease		X	Carbonate Alkalinity	0
	Copper		X	pH, Units	7.7	X	Bicarbonate Alkalinity	513
	Cyanide			Phosphate-Total		X	Hydroxide Alkalinity	0
			X	Potassium	16			

Remarks:

Copies to:

Respectfully submitted,
CENTURY LABORATORIES

David M. Bennett
Laboratory Supervisor

CL - 103
Rev. 4-83

CENTURY LABORATORIES, INC.

250 South Beechwood Avenue - Suite II • Boise, Idaho 83709-0903 • (208) 376-2257

Submitted by: CH2M HILL
700 Clearwater Lane
Boise, ID

Date Sampled 8/8/85 Time
Date received 8/9/85
Date reported 8/30/85
Sample of
Sample ID D-17

Lab. No. 36456

RESULTS OF ANALYSIS

All results reported in milligrams per liter unless otherwise designated

Check analysis needed:

X	Alkalinity	560	X	Fluoride	0.23	X	Residue - Dissolved	650
X	Arsenic	0.015		Hardness			Residue - Total	
X	Barium	1.0	X	Iron	22		Residue - Suspended	
	BOD_5			Lead			Selenium	
	Cadmium		X	Magnesium (cal)	45.9		Silver	
X	Calcium	59.5	X	Manganese	1.7	X	Specific Conductance umhos	1050
	COD			Mercury		X	Sodium	110
X	Chloride	74.9		Nitrogen-Ammonia		X	Sulfate	25
	Chromium		X	Nitrogen-Nitrate	0.75		Turbidity, NTU	
	Coliform, Total/ 100 ml			Nitrogen - TKN			Zinc	
	Coliform, Fecal/ 100 ml			Oil and Grease		X	Carbonate Alkalinity	0
	Copper		X	pH, Units	7.7	X	Bicarbonate Alkalinity	560
	Cyanide		X	Phosphate-Total	0.1	X	Hydroxide Alkalinity	0
			X	Potassium	19	X	Silica	27

Remarks:

Copies to:

Respectfully submitted,
CENTURY LABORATORIES

Laboratory Supervisor

CL - 103
Rev. 4-83

CENTURY LABORATORIES, INC.

250 South Beechwood Avenue - Suite II • Boise, Idaho 83709-0903 • (208) 376-2257

Submitted by: CH2M HILL

700 Clearwater Lane

Boise, ID

Date Sampled 8/8/85 Time

Date received 8/9/85

Date reported 8/30/85

Sample of

Lab. No. 36455

Sample ID ~~D-14~~ MW-14

RESULTS OF ANALYSIS

All results reported in milligrams per liter unless otherwise designated

Check analysis needed:

X	Alkalinity	683	X	Fluoride	0.22	X	Residue - Dissolved	812
X	Arsenic	0.034		Hardness			Residue - Total	
X	Barium	0.7	X	Iron	6.3		Residue - Suspended	
	BOD_5			Lead			Selenium	
	Cadmium		X	Magnesium (cal)	28.3		Silver	
X	Calcium	44.4	X	Manganese	0.49	X	Specific Conductance umhos	1280
	COD			Mercury		X	Sodium	210
X	Chloride	38.5		Nitrogen-Ammonia		X	Sulfate	12
	Chromium		X	Nitrogen-Nitrate	<0.5		Turbidity, NTU	
	Coliform, Total/ 100 ml			Nitrogen - TKN			Zinc	
	Coliform, Fecal/ 100 ml			Oil and Grease		X	Carbonate Alkalinity	3
	Copper		X	pH, Units	7.9	X	Bicarbonate Alkalinity	680
	Cyanide		X	Phosphate-Total	<0.1	X	Hydroxide Aklalinity	0
			X	Potassium	17	X	Silica	42

Remarks:

Copies to:

Respectfully submitted,
CENTURY LABORATORIES

Laboratory Supervisor

CL - 103

CENTURY LABORATORIES, INC.

250 South Beechwood Avenue - Suite II • Boise, Idaho 83709-0903 • (208) 376-2257

Submitted by: CH2M HILL
700 Clearwater Lane
Boise, ID

Date Sampled 8/7/85 Time
Date received 8/8/85
Date reported 8/30/85
Sample of

Lab. No. 36409
Sample ID MW-2

RESULTS OF ANALYSIS

All results reported in milligrams per liter unless otherwise designated

Check analysis needed:

X	Alkalinity	450	X	Fluoride	0.69	X	Residue - Dissolved	1070
X	Arsenic	<.010		Hardness			Residue - Total	
X	Barium	<.5	X	Iron	0.54		Residue - Suspended	
	BOD_5			Lead			Selenium	
	Cadmium		X	Magnesium (cal)	65.6		Silver	
X	Calcium	152	X	Manganese	0.32	X	Specific Conductance umhos	1430
	COD			Mercury		X	Sodium	83
X	Chloride	17.9		Nitrogen-Ammonia		X	Sulfate	360
	Chromium		X	Nitrogen-Nitrate	<0.5		Turbidity, NTU	
	Coliform, Total/ 100 ml			Nitrogen - TKN			Zinc	
	Coliform, Fecal/ 100 ml			Oil and Grease		X	Carbonate Alkalinity	0
	Copper		X	pH, Units	7.5	X	Bicarbonate Alkalinity	450
	Cyanide		X	Phosphate-Total	<0.1	X	Hydroxide Alkalinity	0
			X	Potassium	31	X	Silica	59

Remarks:

Copies to:

Respectfully submitted,
CENTURY LABORATORIES

David Bennett
Laboratory Supervisor

CL - 103
Rev. 4-83

CENTURY LABORATORIES, INC.

250 South Beechwood Avenue - Suite II • Boise, Idaho 83709-0903 • (208) 376-2257

Submitted by: CH2M HILL
700 Clearwater Lane
Boise, ID 83706

Date Sampled 8/7/85 Time
Date received 8/8/85
Date reported 8/30/85
Sample of
Sample ID MW 1

Lab. No. 36408

RESULTS OF ANALYSIS

All results reported in milligrams per liter unless otherwise designated

Check analysis needed:

X	Alkalinity	308	X	Fluoride	0.79	X	Residue - Dissolved	654
X	Arsenic	0.010		Hardness			Residue - Total	
X	Barium	<.5	X	Iron	0.19		Residue - Suspended	
	BOD_5			Lead			Selenium	
	Cadmium		X	Magnesium (cal)	35.3		Silver	
X	Calcium	72.5	X	Manganese	0.04	X	Specific Conductance umhos	963
	COD			Mercury		X	Sodium	76
X	Chloride	16.9		Nitrogen-Ammonia		X	Sulfate	160
	Chromium		X	Nitrogen-Nitrate	<0.5		Turbidity, NTU	
	Coliform, Total/ 100 ml			Nitrogen - TKN			Zinc	
	Coliform, Fecal/ 100 ml			Oil and Grease		X	Carbonate Alkalinity	0
	Copper		X	pH, Units	7.5	X	Bicarbonate Alkalinity	308
	Cyanide		X	Phosphate-Total	0.2	X	Hydroxide Alkalinity	0
			X	Potassium	22	X	Silica	59

Remarks:

Copies to:

Respectfully submitted,
CENTURY LABORATORIES

Laboratory Supervisor

CL - 103

CENTURY LABORATORIES, INC.

250 South Beechwood Avenue - Suite II • Boise, Idaho 83709-0903 • (208) 376-2257

Submitted by: CH2M HILL
700 Clearwater Lane
Boise, ID

Date Sampled 8/9/85 Time
Date received 8/9/85
Date reported 8/30/85
Sample of
Sample ID SW-3

Lab. No. 36479

RESULTS OF ANALYSIS

All results reported in milligrams per liter unless otherwise designated

Check analysis needed:

X	Alkalinity	575	X	Fluoride	0.86	X	Residue - Dissolved	1250
X	Arsenic	<.010		Hardness			Residue - Total	
X	Barium	<.5	X	Iron	15		Residue - Suspended	
	BOD_5			Lead			Selenium	
	Cadmium		X	Magnesium (cal)	75.3		Silver	
X	Calcium	157	X	Manganese	0.61	X	Specific Conductance umhos	1600
	COD			Mercury		X	Sodium	140
X	Chloride	35.6		Nitrogen-Ammonia		X	Sulfate	420
	Chromium		X	Nitrogen-Nitrate	<0.5		Turbidity, NTU	
	Coliform, Total/ 100 ml			Nitrogen - TKN			Zinc	
	Coliform, Fecal/ 100 ml			Oil and Grease		X	Carbonate Alkalinity	0
	Copper		X	pH, Units	7.3	X	Bicarbonate Alkalinity	575
	Cyanide		X	Phosphate-Total	< 0.1	X	Hydroxide Alkalinity	0
			X	Potassium	33	X	Silica	38

Remarks:

Copies to:

Respectfully submitted,
CENTURY LABORATORIES

Laboratory Supervisor

CL - 103
Rev. 4-83

RECEIVED
SEP - 3 1985
CH2M HILL
BOISE

CENTURY LABORATORIES, INC.

250 South Beechwood Avenue - Suite II • Boise, Idaho 83709-0903 • (208) 376-2257

Submitted by: CH2M HILL
700 Clearwater Lane
Boise, ID

Date Sampled 8/9/85 Time
Date received 8/9/85
Date reported 8/30/85
Sample of
Sample ID SW-2

Lab. No. 36478

RESULTS OF ANALYSIS

All results reported in milligrams per liter unless otherwise designated

Check analysis needed:

X	Alkalinity	505	X	Fluoride	0.80	X	Residue - Dissolved	1060
X	Arsenic	<.010		Hardness			Residue - Total	
X	Barium	<.5	X	Iron	6.6		Residue - Suspended	
	BOD_5			Lead			Selenium	
	Cadmium		X	Magnesium (cal)	63.8		Silver	
X	Calcium	143	X	Manganese	0.57	X	Specific Conductance umhos	1460
	COD			Mercury		X	Sodium	100
X	Chloride	15.7		Nitrogen-Ammonia		X	Sulfate	350
	Chromium		X	Nitrogen-Nitrate	<0.5		Turbidity, NTU	
	Coliform, Total/ 100 ml			Nitrogen - TKN			Zinc	
	Coliform, Fecal/ 100 ml			Oil and Grease		X	Carbonate Alkalinity	0
	Copper		X	pH, Units	7.3	X	Bicarbonate Alkalinity	505
	Cyanide		X	Phosphate-Total	<0.1	X	Hydroxide Alkalinity	0
			X	Potassium	32	X	Silica	34

Remarks:

Copies to:

Respectfully submitted,
CENTURY LABORATORIES

Laboratory Supervisor

CL - 103

CENTURY LABORATORIES, INC.

250 South Beechwood Avenue - Suite II • Boise, Idaho 83709-0903 • (208) 376-2257

Submitted by: CH2M HILL
700 Clearwater Lane
Boise, ID

Date Sampled _____ Time _____
Date received 8/9/85
Date reported 8/30/85
Sample of _____

Lab. No. 36462
Sample ID PCB-2

RESULTS OF ANALYSIS

All results reported in milligrams per liter unless otherwise designated

Check analysis needed:

X	Alkalinity	559	X	Fluoride	0.76	X	Residue - Dissolved	960
X	Arsenic	<.010		Hardness			Residue - Total	
X	Barium	<.5	X	Iron	6.1		Residue - Suspended	
	BOD_5			Lead			Selenium	
	Cadmium		X	Magnesium (cal)	62.3		Silver	
X	Calcium	91.0	X	Manganese	1.1	X	Specific Conductance umhos	1380
	COD			Mercury		X	Sodium	130
X	Chloride	37.1		Nitrogen-Ammonia		X	Sulfate	250
	Chromium		X	Nitrogen-Nitrate	<0.5		Turbidity, NTU	
	Coliform, Total/ 100 ml			Nitrogen - TKN			Zinc	
	Coliform, Fecal/ 100 ml			Oil and Grease		X	Carbonate Alkalinity	0
	Copper		X	pH, Units	7.6	X	Bicarbonate Alkalinity	559
	Cyanide		X	Phosphate-Total	<0.1	X	Hydroxide Alkalinity	0
			X	Potassium	30	X	Silica	42

Remarks:

Copies to:

Respectfully submitted,
CENTURY LABORATORIES

Laboratory Supervisor

CL - 103
Rev. 4-83

CENTURY LABORATORIES, INC.

250 South Beechwood Avenue - Suite II • Boise, Idaho 83709-0903 • (208) 376-2257

Submitted by: CH2M HILL
700 Clearwater Lane
Boise, ID

Date Sampled _____ Time _____
Date received 8/9/85
Date reported 8/30/85
Sample of _____
Sample ID ~~MW-8~~ * D-17 CF

Lab. No. 36457

RESULTS OF ANALYSIS

All results reported in milligrams per liter unless otherwise designated

Check analysis needed:

X	Alkalinity	503	X	Fluoride	0.29	X	Residue - Dissolved	634
X	Arsenic	0.015		Hardness			Residue - Total	
X	Barium	0.6	X	Iron	9.4		Residue - Suspended	
	BOD_5			Lead			Selenium	
	Cadmium		X	Magnesium (cal)	37.5		Silver	
X	Calcium	55.0	X	Manganese	0.97	X	Specific Conductance umhos	1050
	COD			Mercury		X	Sodium	110
X	Chloride	73.8		Nitrogen-Ammonia		X	Sulfate	22
	Chromium		X	Nitrogen-Nitrate	<0.5		Turbidity, NTU	
	Coliform, Total/ 100 ml			Nitrogen - TKN			Zinc	
	Coliform, Fecal/ 100 ml			Oil and Grease		X	Carbonate Alkalinity	0
	Copper		X	pH, Units	7.7	X	Bicarbonate Alkalinity	503
	Cyanide		X	Phosphate-Total	<0.1	X	Hydroxide Aklalinity	0
			X	Potassium	20	X	Silica	26

Remarks:

* THIS IS D-17 DUPLICATE

Copies to:

Respectfully submitted,
CENTURY LABORATORIES

Laboratory Supervisor

CL - 103
Rev. 4-82

CENTURY LABORATORIES, INC.

250 South Beechwood Avenue - Suite II • Boise, Idaho 83709-0903 • (208) 376-2257

Submitted by: CH2M HILL
700 Clearwater Lane
Boise, ID

Date Sampled 8/8/85 Time
Date received 8/9/85
Date reported 8/30/85
Sample of
Sample ID D-20

Lab. No. 36452

RESULTS OF ANALYSIS

All results reported in milligrams per liter unless otherwise designated

Check analysis needed:

X	Alkalinity	901	X	Fluoride	0.30	X	Residue - Dissolved	860
X	Arsenic	0.093		Hardness			Residue - Total	
X	Barium	1.7	X	Iron	21		Residue - Suspended	
	BOD_5			Lead			Selenium	
	Cadmium		X	Magnesium (cal)	37.9		Silver	
X	Calcium	49.8	X	Manganese	1.4	X	Specific Conductance umhos	1410
	COD			Mercury		X	Sodium	230
X	Chloride	35.3		Nitrogen-Ammonia		X	Sulfate	7
	Chromium		X	Nitrogen-Nitrate	<0.5		Turbidity, NTU	
	Coliform, Total/ 100 ml			Nitrogen - TKN			Zinc	
	Coliform, Fecal/ 100 ml			Oil and Grease		X	Carbonate Alkalinity	0
	Copper		X	pH, Units	7.9	X	Bicarbonate Alkalinity	901
	Cyanide		X	Phosphate-Total	0.1	X	Hydroxide Alkalinity	0
			X	Potassium	25	X	Silica	39

Remarks:

Copies to:

Respectfully submitted,
CENTURY LABORATORIES

Laboratory Supervisor

CL - 103
Rev. 4-83

CENTURY LABORATORIES, INC.

250 South Beechwood Avenue - Suite II • Boise, Idaho 83709-0903 • (208) 376-2257

Submitted by: CH2M HILL
700 Clearwater Lane
Boise, ID

Date Sampled 8/7/85 Time
Date received 8/8/85
Date reported 8/30/85
Sample of
Sample ID MW-24 D-24

Lab. No. 36419

RESULTS OF ANALYSIS

All results reported in milligrams per liter unless otherwise designated

Check analysis needed:

X	Alkalinity	535	X	Fluoride	0.33	X	Residue - Dissolved	684
X	Arsenic	0.062		Hardness			Residue - Total	
X	Barium	0.8	X	Iron	2.8		Residue - Suspended	
	BOD_5			Lead			Selenium	
	Cadmium		X	Magnesium (cal)	30.8		Silver	
X	Calcium	51.5	X	Manganese	0.28	X	Specific Conductance umhos	1180
	COD			Mercury		X	Sodium	160
X	Chloride	66.4		Nitrogen-Ammonia		X	Sulfate	18
	Chromium		X	Nitrogen-Nitrate	<0.5		Turbidity, NTU	
	Coliform, Total/ 100 ml			Nitrogen - TKN			Zinc	
	Coliform, Fecal/ 100 ml			Oil and Grease		X	Carbonate Alkalinity	0
	Copper		X	pH, Units	7.7	X	Bicarbonate Alkalinity	535
	Cyanide		X	Phosphate-Total	0.3	X	Hydroxide Alkalinity	0
			X	Potassium	22	X	Silica	41

Remarks:

Copies to:

Respectfully submitted,
CENTURY LABORATORIES

Laboratory Supervisor

CL - 103
Rev 4-83

CENTURY LABORATORIES, INC.

250 South Beechwood Avenue - Suite II • Boise, Idaho 83709-0903 • (208) 376-2257

Submitted by: CH2M HILL
700 Clearwater Lane
Boise, ID

Date Sampled 8/7/85 Time
Date received 8/8/85
Date reported 8/30/85
Sample of
Sample ID MW-21

Lab. No. 36418

RESULTS OF ANALYSIS

All results reported in milligrams per liter unless otherwise designated

Check analysis needed:

X	Alkalinity	410	X	Fluoride	0.42	X	Residue - Dissolved	582
X	Arsenic	0.035		Hardness			Residue - Total	
X	Barium	<.5	X	Iron	2.5		Residue - Suspended	
	BOD_5			Lead			Selenium	
	Cadmium		X	Magnesium (cal)	17.9		Silver	
X	Calcium	20.7	X	Manganese	0.17	X	Specific Conductance umhos	937
	COD			Mercury		X	Sodium	150
X	Chloride	46.4		Nitrogen-Ammonia		X	Sulfate	22
	Chromium		X	Nitrogen-Nitrate	< 0.5		Turbidity, NTU	
	Coliform, Total/ 100 ml			Nitrogen - TKN			Zinc	
	Coliform, Fecal/ 100 ml			Oil and Grease		X	Carbonate Alkalinity	10
	Copper		X	pH, Units	8.4	X	Bicarbonate Alkalinity	400
	Cyanide		X	Phosphate-Total	0.2	X	Hydroxide Alkalinity	0
			X	Potassium	22	X	Silica	46

Remarks:

Copies to:

Respectfully submitted,
CENTURY LABORATORIES

Laboratory Supervisor

CL - 103

CENTURY LABORATORIES, INC.

250 South Beechwood Avenue - Suite II • Boise, Idaho 83709-0903 • (208) 376-2257

Submitted by: CH2M HILL
700 Clearwater Avenue
Boise, ID

Date Sampled 8/7/85 Time
Date received 8/8/85
Date reported 8/30/85
Sample of

Lab. No. 36417
Sample ID MW-15

RESULTS OF ANALYSIS

All results reported in milligrams per liter unless otherwise designated

Check analysis needed:

X	Alkalinity	365	X	Fluoride	0.92	X	Residue - Dissolved	694
X	Arsenic	<.010		Hardness			Residue - Total	
X	Barium	<.5	X	Iron	0.12		Residue - Suspended	
	BOD_5			Lead			Selenium	
	Cadmium		X	Magnesium (cal)	36.4		Silver	
X	Calcium	79.1	X	Manganese	0.25	X	Specific Conductance umhos	970
	COD			Mercury		X	Sodium	77
X	Chloride	11.6		Nitrogen-Ammonia		X	Sulfate	138
	Chromium		X	Nitrogen-Nitrate	<0.5		Turbidity, NTU	
	Coliform, Total/ 100 ml			Nitrogen - TKN			Zinc	
	Coliform, Fecal/ 100 ml			Oil and Grease		X	Carbonate Alkalinity	0
	Copper		X	pH, Units	7.6	X	Bicarbonate Alkalinity	365
	Cyanide		X	Phosphate-Total	0.2	X	Hydroxide Alkalinity	0
			X	Potassium	24	X	Silica	60

Remarks:

Copies to:

Respectfully submitted,
CENTURY LABORATORIES

Laboratory Supervisor

CL - 103
Rev. 4-83

CENTURY LABORATORIES, INC.

250 South Beechwood Avenue - Suite II • Boise, Idaho 83709-0903 • (208) 376-2257

Submitted by: CH2M HILL
700 Clearwater Lane
Boise, ID

Date Sampled 8/7/85 Time
Date received 8/8/85
Date reported 8/30/85
Sample of

Lab. No. 36416
Sample ID MW-13

RESULTS OF ANALYSIS

All results reported in milligrams per liter unless otherwise designated

Check analysis needed:

X	Alkalinity	566	X	Fluoride	0.40	X	Residue - Dissolved	744
X	Arsenic	0.016		Hardness			Residue - Total	
X	Barium	<.5	X	Iron	4.3		Residue - Suspended	
	BOD_5			Lead			Selenium	
	Cadmium		X	Magnesium (cal)	27.9		Silver	
X	Calcium	51.0	X	Manganese	0.50	X	Specific Conductance umhos	1220
	COD			Mercury		X	Sodium	190
X	Chloride	39.0		Nitrogen-Ammonia		X	Sulfate	68
	Chromium		X	Nitrogen-Nitrate	< 0.5		Turbidity, NTU	
	Coliform, Total/ 100 ml			Nitrogen - TKN			Zinc	
	Coliform, Fecal/ 100 ml			Oil and Grease		X	Carbonate Alkalinity	0
	Copper		X	pH, Units	7.7	X	Bicarbonate Alkalinity	566
	Cyanide		X	Phosphate-Total	0.1	X	Hydroxide Alkalinity	0
			X	Potassium	16	X	Silica	31

Remarks:

Copies to:

Respectfully submitted,
CENTURY LABORATORIES

Laboratory Supervisor

CL - 103
Rev. 4-83

CENTURY LABORATORIES, INC.

250 South Beechwood Avenue - Suite II • Boise, Idaho 83709-0903 • (208) 376-2257

Submitted by: CH2M HILL
700 Clearwater Lane
Boise, ID

Date Sampled 8/7/85 Time
Date received 8/8/85
Date reported 8/30/85
Sample of

Lab. No. 36415
Sample ID MW-12

RESULTS OF ANALYSIS

All results reported in milligrams per liter unless otherwise designated

Check analysis needed:

X	Alkalinity	611	X	Fluoride	0.69	X	Residue - Dissolved	854
X	Arsenic	0.030		Hardness			Residue - Total	
X	Barium	0.8	X	Iron	1.7		Residue - Suspended	
	BOD_5			Lead			Selenium	
	Cadmium		X	Magnesium (cal)	41.4		Silver	
X	Calcium	67.7	X	Manganese	0.22	X	Specific Conductance umhos	1440
	COD			Mercury		X	Sodium	190
X	Chloride	114		Nitrogen-Ammonia		X	Sulfate	17
	Chromium		X	Nitrogen-Nitrate	<0.5		Turbidity, NTU	
	Coliform, Total/ 100 ml			Nitrogen - TKN			Zinc	
	Coliform, Fecal/ 100 ml			Oil and Grease		X	Carbonate Alkalinity	0
	Copper		X	pH, Units	7.4	X	Bicarbonate Alkalinity	611
	Cyanide		X	Phosphate-Total	0.2	X	Hydroxide Alkalinity	0
			X	Potassium	21	X	Silica	42

Remarks:

Copies to:

Respectfully submitted,
CENTURY LABORATORIES

Laboratory Supervisor

CL - 103
Rev. 4-83

CENTURY LABORATORIES, INC.

250 South Beechwood Avenue - Suite II • Boise, Idaho 83709-0903 • (208) 376-2257

Submitted by: CH2M HILL
700 Clearwater Lane
Boise, ID

Date Sampled 8/7/85 Time
Date received 8/8/85
Date reported 8/30/85
Sample of

Lab. No. 36414
Sample ID MW-11

RESULTS OF ANALYSIS

All results reported in milligrams per liter unless otherwise designated

Check analysis needed:

X	Alkalinity	594	X	Fluoride	0.76	X	Residue - Dissolved	1270
X	Arsenic	<.010		Hardness			Residue - Total	
X	Barium	<.5	X	Iron	5.4		Residue - Suspended	
	BOD_5			Lead			Selenium	
	Cadmium		X	Magnesium (cal)	77.5		Silver	
X	Calcium	159	X	Manganese	0.47	X	Specific Conductance umhos	1780
	COD			Mercury		X	Sodium	150
X	Chloride	48.0		Nitrogen-Ammonia		X	Sulfate	390
	Chromium		X	Nitrogen-Nitrate	<0.5		Turbidity, NTU	
	Coliform, Total/ 100 ml			Nitrogen - TKN			Zinc	
	Coliform, Fecal/ 100 ml			Oil and Grease		X	Carbonate Alkalinity	0
	Copper		X	pH, Units	7.4	X	Bicarbonate Alkalinity	594
	Cyanide		X	Phosphate-Total	0.1	X	Hydroxide Alkalinity	0
			X	Potassium	30	X	Silica	62

Remarks:

Copies to:

Respectfully submitted,
CENTURY LABORATORIES

Laboratory Supervisor

CL - 103
Rev. 4-83

CENTURY LABORATORIES, INC.

250 South Beechwood Avenue - Suite II • Boise, Idaho 83709-0903 • (208) 376-2257

Submitted by: CH2M HILL
700 Clearwater Lane
Boise, ID

Date Sampled 8/8/85 Time
Date received 8/9/85
Date reported 8/30/85
Sample of
Sample ID MW-10

Lab. No. 36454

RESULTS OF ANALYSIS

All results reported in milligrams per liter unless otherwise designated

Check analysis needed:

X	Alkalinity	433	X	Fluoride	0.79	X	Residue - Dissolved	840
X	Arsenic	<.010		Hardness			Residue - Total	
X	Barium	<.5	X	Iron	0.14		Residue - Suspended	
	BOD_5			Lead			Selenium	
	Cadmium		X	Magnesium (cal)	50.0		Silver	
X	Calcium	93.6	X	Manganese	0.19	X	Specific Conductance umhos	1160
	COD			Mercury		X	Sodium	86
X	Chloride	12.7		Nitrogen-Ammonia		X	Sulfate	210
	Chromium		X	Nitrogen-Nitrate	<0.5		Turbidity, NTU	
	Coliform, Total/ 100 ml			Nitrogen - TKN			Zinc	
	Coliform, Fecal/ 100 ml			Oil and Grease		X	Carbonate Alkalinity	0
	Copper		X	pH, Units	7.6	X	Bicarbonate Alkalinity	433
	Cyanide		X	Phosphate-Total	<0.1	X	Hydroxide Alkalinity	0
Remarks:			X	Potassium	24	X	Silica	66

Respectfully submitted,
CENTURY LABORATORIES

Laboratory Supervisor

Copies to:

CL - 103
Rev. 4-82

CENTURY LABORATORIES, INC.

250 South Beechwood Avenue - Suite II • Boise, Idaho 83709-0903 • (208) 376-2257

Submitted by: CH2M HILL
700 Clearwater Lane
Boise, ID

Date Sampled 8/8/85 Time
Date received 8/9/85
Date reported 8/30/85
Sample of

Lab. No. 36459
Sample ID MW-9

RESULTS OF ANALYSIS

All results reported in milligrams per liter unless otherwise designated

Check analysis needed:

X	Alkalinity	362	X	Fluoride	0.82	X	Residue - Dissolved	722
X	Arsenic	0.033		Hardness			Residue - Total	
X	Barium	<.5	X	Iron	9.5		Residue - Suspended	
	BOD_5			Lead			Selenium	
	Cadmium		X	Magnesium (cal)	39.2		Silver	
X	Calcium	91.8	X	Manganese	0.45	X	Specific Conductance umhos	1010
	COD			Mercury		X	Sodium	71
X	Chloride	14.8		Nitrogen-Ammonia		X	Sulfate	180
	Chromium		X	Nitrogen-Nitrate	<0.5		Turbidity, NTU	
	Coliform, Total/ 100 ml			Nitrogen - TKN			Zinc	
	Coliform, Fecal/ 100 ml			Oil and Grease		X	Carbonate Alkalinity	0
	Copper		X	pH, Units	7.6	X	Bicarbonate Alkalinity	362
	Cyanide		X	Phosphate-Total	<0.1	X	Hydroxide Alkalinity	0
			X	Potassium	25	X	Silica	59

Remarks:

Copies to:

Respectfully submitted,
CENTURY LABORATORIES

Laboratory Supervisor

CL - 103
Rev. 4-83

CENTURY LABORATORIES, INC.

250 South Beechwood Avenue - Suite II • Boise, Idaho 83709-0903 • (208) 376-2257

Submitted by: CH2M HILL
700 Clearwater Lane
Boise, ID

Date Sampled 8/7/85 Time
Date received 8/8/85
Date reported 8/30/85
Sample of
Sample ID MW-6

Lab. No. 36413

RESULTS OF ANALYSIS

All results reported in milligrams per liter unless otherwise designated

Check analysis needed:

X	Alkalinity	715	X	Fluoride	0.24	X	Residue - Dissolved	890
X	Arsenic	0.082		Hardness			Residue - Total	
X	Barium	0.7	X	Iron	1.1		Residue - Suspended	
	BOD_5			Lead			Selenium	
	Cadmium		X	Magnesium (cal)	36.6		Silver	
X	Calcium	50.0	X	Manganese	0.08	X	Specific Conductance umhos	1420
	COD			Mercury		X	Sodium	220
X	Chloride	35.3		Nitrogen-Ammonia		X	Sulfate	8
	Chromium		X	Nitrogen-Nitrate	<0.5		Turbidity, NTU	
	Coliform, Total/ 100 ml			Nitrogen - TKN			Zinc	
	Coliform, Fecal/ 100 ml			Oil and Grease		X	Carbonate Alkalinity	0
	Copper		X	pH, Units	7.6	X	Bicarbonate Alkalinity	715
	Cyanide		X	Phosphate-Total	<0.1	X	Hydroxide Alkalinity	0
Remarks:			X	Potassium	18	X	Silica	45

Copies to:

Respectfully submitted,
CENTURY LABORATORIES

David A. Bennett
Laboratory Supervisor

CL - 103
Rev. 4-83

CENTURY LABORATORIES, INC.

250 South Beechwood Avenue - Suite II • Boise, Idaho 83709-0903 • (208) 376-2257

Submitted by: CH2M HILL
700 Clearwater Lane
Boise, ID

Date Sampled 8/7/85 Time
Date received 8/8/85
Date reported 8/30/85
Sample of

Lab. No. 36412
Sample ID MW-5

RESULTS OF ANALYSIS

All results reported in milligrams per liter unless otherwise designated

Check analysis needed:

X	Alkalinity	615	X	Fluoride	0.29	X	Residue - Dissolved	862
X	Arsenic	0.028		Hardness			Residue - Total	
X	Barium	0.9	X	Iron	0.40		Residue - Suspended	
	BOD_5			Lead			Selenium	
	Cadmium		X	Magnesium (cal)	45.4		Silver	
X	Calcium	67.5	X	Manganese	0.10	X	Specific Conductance umhos	1430
	COD			Mercury		X	Sodium	180
X	Chloride	99.1		Nitrogen-Ammonia		X	Sulfate	7
	Chromium		X	Nitrogen-Nitrate	<0.5		Turbidity, NTU	
	Coliform, Total/ 100 ml			Nitrogen - TKN			Zinc	
	Coliform, Fecal/ 100 ml			Oil and Grease		X	Carbonate Alkalinity	0
	Copper		X	pH, Units	7.4	X	Bicarbonate Alkalinity	615
	Cyanide		X	Phosphate-Total	0.1	X	Hydroxide Alkalinity	0
			X	Potassium	20	X	Silica	47

Remarks:

Copies to:

Respectfully submitted,
CENTURY LABORATORIES

Laboratory Supervisor

CL - 103
Rev. 4-83

CENTURY LABORATORIES, INC.

250 South Beechwood Avenue - Suite II • Boise, Idaho 83709-0903 • (208) 376-2257

Submitted by: CH2M HILL
700 Clearwater Lane
Boise, ID

Date Sampled 8/7/85 Time
Date received 8/8/85
Date reported 8/30/85
Sample of
Sample ID MW-4

Lab. No. 36411

RESULTS OF ANALYSIS

All results reported in milligrams per liter unless otherwise designated

Check analysis needed:

X	Alkalinity	486	X	Fluoride	0.48	X	Residue - Dissolved	894
X	Arsenic	<.010		Hardness			Residue - Total	
X	Barium	1.0	X	Iron	0.83		Residue - Suspended	
	BOD_5			Lead			Selenium	
	Cadmium		X	Magnesium (cal)	66.7		Silver	
X	Calcium	75.1	X	Manganese	0.15	X	Specific Conductance umhos	1510
	COD			Mercury		X	Sodium	130
X	Chloride	168		Nitrogen-Ammonia		X	Sulfate	52
	Chromium		X	Nitrogen-Nitrate	<0.5		Turbidity, NTU	
	Coliform, Total/ 100 ml			Nitrogen - TKN			Zinc	
	Coliform, Fecal/ 100 ml			Oil and Grease		X	Carbonate Alkalinity	0
	Copper		X	pH, Units	7.5	X	Bicarbonate Alkalinity	486
	Cyanide		X	Phosphate-Total	<0.1	X	Hydroxide Alkalinity	0
			X	Potassium	26	X	Silica	42

Remarks:

Copies to:

Respectfully submitted,
CENTURY LABORATORIES

Laboratory Supervisor

CL - 103

CENTURY LABORATORIES, INC.

250 South Beechwood Avenue - Suite II • Boise, Idaho 83709-0903 • (208) 376-2257

Submitted by: CH2M HILL
700 Clearwater Lane
Boise, ID

Date Sampled 8/7/85 Time
Date received 8/8/85
Date reported 8/30/85
Sample of

Lab. No. 36410
Sample ID MW-3

RESULTS OF ANALYSIS

All results reported in milligrams per liter unless otherwise designated

Check analysis needed:

X	Alkalinity	477	X	Fluoride	0.69	X	Residue - Dissolved	990
X	Arsenic	<.010		Hardness			Residue - Total	
X	Barium	<.5	X	Iron	0.34		Residue - Suspended	
	BOD_5			Lead			Selenium	
	Cadmium		X	Magnesium (cal)	73.4		Silver	
X	Calcium	100	X	Manganese	0.33	X	Specific Conductance umhos	1410
	COD			Mercury		X	Sodium	120
X	Chloride	17.3		Nitrogen-Ammonia		X	Sulfate	295
	Chromium		X	Nitrogen-Nitrate	<0.5		Turbidity, NTU	
	Coliform, Total/ 100 ml			Nitrogen - TKN			Zinc	
	Coliform, Fecal/ 100 ml			Oil and Grease		X	Carbonate Alkalinity	0
	Copper		X	pH, Units	7.4	X	Bicarbonate Alkalinity	477
	Cyanide		X	Phosphate-Total	0.2	X	Hydroxide Alkalinity	0
			X	Potassium	28	X	Silica	64

Remarks:

Copies to:

Respectfully submitted,
CENTURY LABORATORIES

Laboratory Supervisor

CL - 103
Rev. 4-83

CENTURY LABORATORIES, INC.

250 South Beechwood Avenue - Suite II • Boise, Idaho 83709-0903 • (208) 376-2257

Submitted by: CH2M HILL
700 Clearwater Lane
Boise, ID

Date Sampled _____ Time _____
Date received 8/9/85
Date reported 8/30/85
Sample of _____

Lab. No. 36463
Sample ID PCB-3

RESULTS OF ANALYSIS

All results reported in milligrams per liter unless otherwise designated

Check analysis needed:

X	Alkalinity	384	X	Fluoride	0.65	X	Residue - Dissolved	1060
X	Arsenic	<.010		Hardness			Residue - Total	
X	Barium	<.5	X	Iron	4.2		Residue - Suspended	
	BOD_5			Lead			Selenium	
	Cadmium		X	Magnesium (cal)	53.2		Silver	
X	Calcium	130	X	Manganese	0.79	X	Specific Conductance umhos	1400
	COD			Mercury		X	Sodium	120
X	Chloride	15.3		Nitrogen-Ammonia		X	Sulfate	430
	Chromium		X	Nitrogen-Nitrate	<0.5		Turbidity, NTU	
	Coliform, Total/ 100 ml			Nitrogen - TKN			Zinc	
	Coliform, Fecal/ 100 ml			Oil and Grease		X	Carbonate Alkalinity	0
	Copper		X	pH, Units	7.6	X	Bicarbonate Alkalinity	384
	Cyanide		X	Phosphate-Total	<0.1	X	Hydroxide Alkalinity	0
			X	Potassium	29	X	Silica	46

Remarks:

Copies to:

Respectfully submitted,
CENTURY LABORATORIES

Laboratory Supervisor

CL - 103

CENTURY LABORATORIES, INC.

250 South Beechwood Avenue - Suite II • Boise, Idaho 83709-0903 • (208) 376-2257

Submitted by: CH2M HILL
700 Clearwater Lane
Boise, ID

Date Sampled _____ Time _____
Date received 8/9/85
Date reported 8/30/85
Sample of _____

Lab. No. 36461
Sample ID PCB-1

RESULTS OF ANALYSIS

All results reported in milligrams per liter unless otherwise designated

Check analysis needed:

X	Alkalinity	626	X	Fluoride	0.64	X	Residue - Dissolved	912
X	Arsenic	<.010		Hardness			Residue - Total	
X	Barium	<.5	X	Iron	16		Residue - Suspended	
	BOD_5			Lead			Selenium	
	Cadmium		X	Magnesium (cal)	49.8		Silver	
X	Calcium	54.0	X	Manganese	1.4	X	Specific Conductance umhos	1430
	COD			Mercury		X	Sodium	230
X	Chloride	61.5		Nitrogen-Ammonia		X	Sulfate	87
	Chromium		X	Nitrogen-Nitrate	<0.5		Turbidity, NTU	
	Coliform, Total/ 100 ml			Nitrogen - TKN			Zinc	
	Coliform, Fecal/ 100 ml			Oil and Grease		X	Carbonate Alkalinity	0
	Copper		X	pH, Units	7.7	X	Bicarbonate Alkalinity	626
	Cyanide		X	Phosphate-Total	<0.1	X	Hydroxide Alkalinity	0
			X	Potassium	27	X	Silica	37

Remarks:

Copies to:

Respectfully submitted,
CENTURY LABORATORIES

Laboratory Supervisor

CL - 103

CENTURY LABORATORIES, INC.

250 South Beechwood Avenue - Suite II • Boise, Idaho 83709-0903 • (208) 376-2257

Submitted by: CH2M HILL
700 Clearwater Lane
Boise, ID

Date Sampled 8/8/85 Time
Date received 8/9/85
Date reported 8/30/85
Sample of
Sample ID D-19

Lab. No. 36453

RESULTS OF ANALYSIS

All results reported in milligrams per liter unless otherwise designated

Check analysis needed:

X	Alkalinity	484	X	Fluoride	0.68	X	Residue - Dissolved	1050
X	Arsenic	<.010		Hardness			Residue - Total	
X	Barium	<.5	X	Iron	3.7		Residue - Suspended	
	BOD_5			Lead			Selenium	
	Cadmium		X	Magnesium (cal)	73.0		Silver	
X	Calcium	124	X	Manganese	0.43	X	Specific Conductance umhos	1420
	COD			Mercury		X	Sodium	91
X	Chloride	15.3		Nitrogen-Ammonia		X	Sulfate	360
	Chromium		X	Nitrogen-Nitrate	<0.5		Turbidity, NTU	
	Coliform, Total/ 100 ml			Nitrogen - TKN			Zinc	
	Coliform, Fecal/ 100 ml			Oil and Grease		X	Carbonate Alkalinity	0
	Copper		X	pH, Units	7.5	X	Bicarbonate Alkalinity	484
	Cyanide		X	Phosphate-Total	<0.1	X	Hydroxide Alkalinity	0
			X	Potassium	28	X	Silica	63

Remarks:

Copies to:

Respectfully submitted,
CENTURY LABORATORIES

Laboratory Supervisor

CL - 103
Rev. 4-83

CENTURY LABORATORIES, INC.

250 South Beechwood Avenue - Suite II • Boise, Idaho 83709-0903 • (208) 376-2257

Submitted by: CH2M HILL
700 Clearwater Lane
Boise, ID

Date Sampled 8/9/85 Time
Date received 8/9/85
Date reported 8/30/85
Sample of
Sample ID ~~SW-4~~ * SW-3 CF

Lab. No. 36480

RESULTS OF ANALYSIS

All results reported in milligrams per liter unless otherwise designated

Check analysis needed:

X	Alkalinity	576	X	Fluoride	0.88	X	Residue - Dissolved	1260
X	Arsenic	<.010		Hardness			Residue - Total	
X	Barium	<.5	X	Iron	15		Residue - Suspended	
	BOD_5			Lead			Selenium	
	Cadmium		X	Magnesium (cal)	89.5		Silver	
X	Calcium	136	X	Manganese	0.61	X	Specific Conductance umhos	1690
	COD			Mercury		X	Sodium	140
X	Chloride	37.1		Nitrogen-Ammonia		X	Sulfate	430
	Chromium		X	Nitrogen-Nitrate	<0.5		Turbidity, NTU	
	Coliform, Total/ 100 ml			Nitrogen - TKN			Zinc	
	Coliform, Fecal/ 100 ml			Oil and Grease		X	Carbonate Alkalinity	0
	Copper		X	pH, Units	7.2	X	Bicarbonate Alkalinity	576
	Cyanide		X	Phosphate-Total	<0.1	X	Hydroxide Alkalinity	0
			X	Potassium	33	X	Silica	31

Remarks:

* THIS IS A SW-3 DUPLICATE

Copies to:

Respectfully submitted,
CENTURY LABORATORIES

Laboratory Supervisor

CL - 103

CENTURY LABORATORIES, INC.

250 South Beechwood Avenue - Suite II • Boise, Idaho 83709-0903 • (208) 376-2257

Submitted by: CH2M HILL
700 Clearwater Lane
Boise, ID

Date Sampled _____ Time _____
Date received 8/30/85
Date reported 8/30/85
Sample of _____

Lab. No. 36913
Sample ID MW 16

RESULTS OF ANALYSIS

All results reported in milligrams per liter unless otherwise designated

Check analysis needed:

	Alkalinity			Fluoride			Residue - Dissolved	
	Arsenic			Hardness			Residue - Total	
	Barium			Iron			Residue - Suspended	
	BOD_5			Lead			Selenium	
	Cadmium			Magnesium (cal)			Silver	
	Calcium			Manganese			Specific Conductance umhos	
	COD			Mercury			Sodium	
X	Chloride	52.7		Nitrogen-Ammonia			Sulfate	
	Chromium			Nitrogen-Nitrate			Turbidity, NTU	
	Coliform, Total/ 100 ml			Nitrogen - TKN			Zinc	
	Coliform, Fecal/ 100 ml			Oil and Grease				
	Copper			pH, Units				
	Cyanide			Phosphate-Total				

Remarks:

Copies to:

Respectfully submitted,
CENTURY LABORATORIES

Laboratory Supervisor

CL - 103

CENTURY LABORATORIES, INC.

250 South Beechwood Avenue - Suite II • Boise, Idaho 83709-0903 • (208) 376-2257

Submitted by: CH2M HILL
700 Clearwater Lane
Boise, ID

Date Sampled _____ Time _____
Date received 8/9/85
Date reported 8/30/85
Sample of _____

Lab. No. 36460
Sample ID D-18

RESULTS OF ANALYSIS

All results reported in milligrams per liter unless otherwise designated

Check analysis needed:

X	Alkalinity	302	X	Fluoride	2.01	X	Residue - Dissolved	576
X	Arsenic	0.070		Hardness			Residue - Total	
X	Barium	<.5	X	Iron	22		Residue - Suspended	
	BOD_5			Lead			Selenium	
	Cadmium		X	Magnesium (cal)	27.9		Silver	
X	Calcium	68.7	X	Manganese	0.37	X	Specific Conductance umhos	848
	COD			Mercury		X	Sodium	75
X	Chloride	13.2		Nitrogen-Ammonia		X	Sulfate	140
	Chromium		X	Nitrogen-Nitrate	< 0.5		Turbidity, NTU	
	Coliform, Total/ 100 ml			Nitrogen - TKN			Zinc	
	Coliform, Fecal/ 100 ml			Oil and Grease		X	Carbonate Alkalinity	0
	Copper		X	pH, Units	8.0	X	Bicarbonate Alkalinity	302
	Cyanide		X	Phosphate-Total	<0.1	X	Hydroxide Alkalinity	0
Remarks:			X	Potassium	20	X	Silica	55

Copies to:

Respectfully submitted,
CENTURY LABORATORIES

Laboratory Supervisor

CL - 103

CENTURY LABORATORIES, INC.

250 South Beechwood Avenue - Suite II • Boise, Idaho 83709 • (208) 376-2257

Submitted by: CH2M HILL
ATTN: JOE GERICK
700 Clearwater Lane
Boise, ID

Date Sampled 2/7/85 Time
Date received 2/7/85
Date reported 2/12/85
Sample of
Sample ID ~~MW-19~~ D-19 CF

Lab. No. 32934

RESULTS OF ANALYSIS

All results reported in milligrams per liter unless otherwise designated

Check analysis needed:

X	Alkalinity (Total)	493	X	Fluoride	0.74	X	Residue - Dissolved	934
X	Arsenic	<.010		Hardness			Residue - Total	
X	Barium	<.5	X	Iron	4.10		Residue - Suspended	
	BOD_5			Lead			Selenium	
	Cadmium		X	Magnesium (cal)	52		Silver	
X	Calcium	110.3	X	Manganese	0.24	X	Specific Conductance umhos	1325
	COD			Mercury		X	Sodium	98
X	Chloride	16.0		Nitrogen-Ammonia		X	Sulfate	201
	Chromium			Nitrogen-Nitrate			Turbidity, NTU	
	Coliform, Total/ 100 ml			Nitrogen - TKN			Zinc	
	Coliform, Fecal/ 100 ml			Oil and Grease		X	Carbonate Alkalinity	0.0
	Copper		X	pH, Units	7.2	X	Bicarbonate Alkalinity	493
	Cyanide			Phosphate-Total		X	Hydroxide Alkalinity	0.0
			X	Potassium	25			

Remarks:

Copies to:

Respectfully submitted,
CENTURY LABORATORIES

David M. Bennett
Laboratory Supervisor

CL - 103

CENTURY LABORATORIES, INC.

250 South Beechwood Avenue - Suite II • Boise, Idaho 83709 • (208) 376-2257

Submitted by: CH2M HILL
ATTN: JOE GERICK
700 Clearwater Lane
Boise, ID

Date Sampled 2/6/85 Time
Date received 2/6/85
Date reported 2/12/85
Sample of
Sample ID ~~MW-20~~ D-20 CF

Lab. No. 32933

RESULTS OF ANALYSIS

All results reported in milligrams per liter unless otherwise designated

Check analysis needed:

X	Alkalinity (Total)	728	X	Fluoride	0.26	X	Residue - Dissolved	872
X	Arsenic	0.035		Hardness			Residue - Total	
X	Barium	0.6	X	Iron	8.1		Residue - Suspended	
	BOD_5			Lead			Selenium	
	Cadmium		X	Magnesium (cal)	30		Silver	
X	Calcium	53.5	X	Manganese	0.24	X	Specific Conductance umhos	1452
	COD			Mercury		X	Sodium	227
X	Chloride	26.8		Nitrogen-Ammonia		X	Sulfate	11
	Chromium			Nitrogen-Nitrate			Turbidity, NTU	
	Coliform, Total/ 100 ml			Nitrogen - TKN			Zinc	
	Coliform, Fecal/ 100 ml			Oil and Grease		X	Carbonate Alkalinity	0
	Copper		X	pH, Units	7.6	X	Bicarbonate Alkalinity	728
	Cyanide			Phosphate-Total		X	Hydroxide Alkalinity	0
			X	Potassium	21			

Remarks:

Copies to:

Respectfully submitted,
CENTURY LABORATORIES

Laboratory Supervisor

CL - 103
Rev. 4-83

CENTURY LABORATORIES, INC.

250 South Beechwood Avenue - Suite II • Boise, Idaho 83709-0903 • (208) 376-2257

Submitted by: CH2M HILL

ATTN: Joe Gerick

700 Clearwater Lane

Boise, ID 83706

Lab. No. 34074

Date Sampled _____ Time _____

Date received 4/23/85

Date reported 5/1/85

Sample of _____

Sample ID ~~D-21~~ MW-21 CF

RESULTS OF ANALYSIS

All results reported in milligrams per liter unless otherwise designated

Check analysis needed:

X	Alkalinity (total)	300	X	Fluoride	0.68	X	Residue - Dissolved	498
X	Arsenic	0.05		Hardness			Residue - Total	
X	Barium	1.6	X	Iron	24		Residue - Suspended	
	BOD_5			Lead			Selenium	
	Cadmium		X	Magnesium (cal)	2.1		Silver	
X	Calcium	8.5	X	Manganese	2.2	X	Specific Conductance umhos	814
	COD			Mercury		X	Sodium	160
X	Chloride	54.1		Nitrogen-Ammonia		X	Sulfate	26
	Chromium			Nitrogen-Nitrate			Turbidity, NTU	
	Coliform, Total/ 100 ml			Nitrogen - TKN			Zinc	
	Coliform, Fecal/ 100 ml			Oil and Grease		X	Carbonate Alkalinity	59
	Copper		X	pH, Units	8.4	X	Bicarbonate Alkalinity	241
	Cyanide			Phosphate-Total		X	Hydroxide Alkalinity	0
			X	Potassium	42			

Remarks:

Copies to:

Respectfully submitted,
CENTURY LABORATORIES

Laboratory Supervisor

CL - 103
Rev. 4-83

CENTURY LABORATORIES, INC.

250 South Beechwood Avenue - Suite II • Boise, Idaho 83709-0903 • (208) 376-2257

Submitted by: CH2M HILL
ATTN: Joe Gerick
700 Clearwater Lane
Boise, ID 83706

Lab. No. 34075A

Date Sampled _____ Time _____
Date received 4/23/85
Date reported 5/1/85
Sample of _____
Sample ID ~~D-24~~ MW-24 CF

RESULTS OF ANALYSIS

All results reported in milligrams per liter unless otherwise designated

Check analysis needed:

X	Alkalinity (total)	487	X	Fluoride	0.55	X	Residue - Dissolved	648
X	Arsenic	0.05		Hardness			Residue - Total	
X	Barium	0.8	X	Iron	2.9		Residue - Suspended	
	BOD_5			Lead			Selenium	
	Cadmium		X	Magnesium (cal)	27		Silver	
X	Calcium	61.7	X	Manganese	0.21	X	Specific Conductance umhos	1133
	COD			Mercury		X	Sodium	135
X	Chloride	78.0		Nitrogen-Ammonia		X	Sulfate	10
	Chromium			Nitrogen-Nitrate			Turbidity, NTU	
	Coliform, Total/ 100 ml			Nitrogen - TKN			Zinc	
	Coliform, Fecal/ 100 ml			Oil and Grease		X	Carbonate Alkalinity	33
	Copper		X	pH, Units	9.3	X	Bicarbonate Alkalinity	454
	Cyanide			Phosphate-Total		X	Hydroxide Alkalinity	0
			X	Potassium	21			

Remarks:

Copies to:

Respectfully submitted,
CENTURY LABORATORIES

Laboratory Supervisor

CL - R

CENTURY LABORATORIES, INC.

250 SOUTH BEECHWOOD AVENUE, SUITE II - BOISE, IDAHO 83709 - (208) 376-2257

September 24, 1985

CH2M HILL
700 Clearwater Lane
Boise, ID 83706

RESULTS OF ANALYSIS

On September 13, 1985, nineteen (19) water samples were received at Century Laboratories, Inc. The results are in milligrams per liter (mg/L). Results are as follows:

Lab No.	Sample ID	Arsenic	Barium	Chloride	Iron	Manganese
37200	MW-1-2, 9/11/85	0.016	<.5	13.3	0.05	0.03
37201	MW-1, 9/11/85	0.016	<.5	13.4	0.42	0.03
37202	MW-2, 9/11/85	<.010	<.5	12.4	0.11	0.34
37203	MW-3, 9/11/85	<.010	<.5	17.7	0.23	0.33
37204	MW-4, 9/11/85	<.010	1.0	174	0.56	0.17
37205	MW-5, 9/11/85	0.026	0.8	88.2	0.35	0.11
37206	MW-6, 9/11/85	0.065	0.6	27.1	0.40	0.07
37207	MW-10, 9/12/85	<.010	<.5	12.8	0.14	0.19
37208	MW-11, 9/12/85	<.010	<.5	39.4	0.81	0.17
37209	MW-12, 9/12/85	0.035	0.9	116	0.54	0.14

37210	MW-15, 9/11/85	0.011	<.5	10.0	0.13	0.24
37211	MW-25, 9/12/85	0.016	0.5	25.3	0.35	0.09
37212	MW-26, 9/12/85	<.010	<.5	12.8	<.05	0.09
37213	PCB-1, 9/12/85	<.010	<.5	45.6	0.14	0.41
37214	PCB-2, 9/12/85	0.010	<.5	36.6	1.3	0.55
37215	PCB-3, 9/12/85	<.010	<.5	13.7	0.11	0.50
37219	MW-13, 9/13/85	0.016	0.5	32.6	0.05	0.16
37220	MW-16, 9/13/85	0.010	<.5	51.3	0.14	0.25
37221	SW-1, 9/13/85	<.010	<.5	43.3	2.1	0.34

Respectfully submitted,

CENTURY LABORATORIES, INC.

David M. Bennett
Laboratory Supervisor

DMB/cg

RECEIVED
OCT 10 1985
CH2M HILL
BOISE

CENTURY LABORATORIES, INC.

250 South Beechwood Avenue - Suite II • Boise, Idaho 83709-0903 • (208) 376-2257

Submitted by: CH2M HILL
700 Clearwater Lane
Boise, ID 83706

Date Sampled 9/26/85 Time
Date received 9/27/85
Date reported 10/4/85
Sample of
Sample ID D-8 ** of

Lab. No. 37434

RESULTS OF ANALYSIS

All results reported in milligrams per liter unless otherwise designated

Check analysis needed:

X	Alkalinity	328	X	Fluoride	0.65	X	Residue - Dissolved	716
	Arsenic			Hardness			Residue - Total	
	Barium			Iron			Residue - Suspended	
	BOD_5			Lead			Selenium	
	Cadmium		X	Magnesium (cal)	<1.0 ~~<1.0~~		Silver	
X	Calcium	58.5		Manganese		X	Specific Conductance umhos	1190
	COD			Mercury		X	Sodium	200
X	Chloride	135		Nitrogen-Ammonia		X	Sulfate	65
	Chromium		X	Nitrogen-Nitrate	0.64		Turbidity, NTU	
	Coliform, Total/ 100 ml			Nitrogen - TKN			Zinc	
	Coliform, Fecal/ 100 ml			Oil and Grease		X	Carbonate Alkalinity	5
	Copper		X	pH, Units	8.7	X	Bicabonate Alkalinity	323
	Cyanide		X	Phosphate-Total	1.3	X	Hydroxide Alkalinity	0
			X	Potassium	16	X	Silica	22

Remarks:

* AS PER PHONE 12/16/85
Jim Harr

** AIR LIFTED SAMPLE
JH 12/18/85

per phone 10/10/85 R Rem
from K Fox of Century

Copies to:

Respectfully submitted,
CENTURY LABORATORIES

Laboratory Supervisor

CL - 103

CENTURY LABORATORIES, INC.

250 South Beechwood Avenue - Suite II • Boise, Idaho 83709 • (208) 376-2257

Submitted by: CH2M HILL
ATTN: Joe Gerick
700 Clearwater Lane
Boise, ID 83706

Date Sampled 11/20/84 Time
Date received 11/20/84
Date reported 11/28/84
Sample of
Sample ID D-9S

Lab. No. 31927

RESULTS OF ANALYSIS

All results reported in milligrams per liter unless otherwise designated

Check analysis needed:

X	Alkalinity (Total)	218	X	Fluoride	0.70	X	Residue - Dissolved	600
X	Arsenic	0.02		Hardness			Residue - Total	
X	Barium	1.5	X	Iron	30.0		Residue - Suspended	
	BOD_5			Lead			Selenium	
	Cadmium		X	Magnesium (cal)	11		Silver	
X	Calcium	67.2	X	Manganese	2.1		Specific Conductance umhos	
	COD			Mercury		X	Sodium	77
X	Chloride	172		Nitrogen-Ammonia		X	Sulfate	124
	Chromium			Nitrogen-Nitrate			Turbidity, NTU	
	Coliform, Total/ 100 ml			Nitrogen - TKN			Zinc	
	Coliform, Fecal/ 100 ml			Oil and Grease		X	Carbonate Alkalinity	18
	Copper			pH, Units		X	Bicarbonate Alkalinity	200
	Cyanide			Phosphate-Total		X	Hydroxide Alkalinity	0
			X	Potassium	15			

Remarks:

Copies to:

Respectfully submitted,
CENTURY LABORATORIES

David M. Bennett
Laboratory Supervisor

CL - 103
Rev. 4-83

CENTURY LABORATORIES, INC.

250 South Beechwood Avenue - Suite II • Boise, Idaho 83709 • (208) 376-2257

Submitted by: CH2M HILL
ATTN: Joe Gerick
700 Clearwater Lane
Boise, ID 83706

Date Sampled 11/20/84 Time
Date received 11/20/84
Date reported 11/28/84
Sample of
Sample ID D-9d

Lab. No. 31926

RESULTS OF ANALYSIS

All results reported in milligrams per liter unless otherwise designated

Check analysis needed:

X	Alkalinity (Total)	443	X	Fluoride	0.41	X	Residue - Dissolved	1010
X	Arsenic	<.010		Hardness			Residue - Total	
X	Barium	0.7	X	Iron	2.56		Residue - Suspended	
	BOD_5			Lead			Selenium	
	Cadmium		X	Magnesium (cal)	<1		Silver	
X	Calcium	224	X	Manganese	<.05		Specific Conductance umhos	
	COD			Mercury		X	Sodium	98
X	Chloride	325		Nitrogen-Ammonia		X	Sulfate	50
	Chromium			Nitrogen-Nitrate			Turbidity, NTU	
	Coliform, Total/ 100 ml			Nitrogen - TKN			Zinc	
	Coliform, Fecal/ 100 ml			Oil and Grease		X	Carbonate Alkalinity	192
	Copper			pH, Units		X	Bicarbonate Alkalinity	0
	Cyanide			Phosphate-Total		X	Hydroxide Alkalinity	251
			X	Potassium	8			

Remarks:

Copies to:

Respectfully submitted,
CENTURY LABORATORIES

Laboratory Supervisor

CL - 103

ENVIRONMENTAL ENGINEERING LABORATORY

1804 N. 33rd ST. BOISE, IDAHO 83703
PHONE 342-5515 AREA CODE 208

RECEIVED
DEC 13 198
CH2M HILL
BOISE

WATER QUALITY REPORT

SAMPLE NUMBER - 3516

* CLIENT *
CH2M HILL
700 CLEARWATER LANE
BOISE , ID 83702

DATE OF COLLECTION -: 12/06/84
TIME OF COLLECTION -:
DATE RECEIVED -------: 12/07/84
DATE REPORTED -------: 12/10/84

SUBMITTED BY -: CH2M HILL
SOURCE --: G 2859 SW-1 CF

RESULTS IN MG/1(PPM)

BIOCHEMICAL OXYGEN DEMAND:
CHEMICAL OXYGEN DEMAND --:
SUSPENDED SOLIDS --------:

RESULTS IN ORGANISMS/100ml

FECAL COLIFORM BACTERIA -:
FECAL STREP BACTERIA ----:
TOTAL COLIFORM BACTERIA--: >200.0

RESULTS IN MG/L (PPM)

OIL & GREASE ----------:
OXYGEN DISSOLVED --------:

RESULTS IN MG/L (PPM) UNLESS NOTED

ACIDITY ----------:
ALKALINITY ----------:
BICARBON ----------:
CARBONATE ----------:
AMMONIA DIRECT----------:
AMMONIA DISTILLED--------:
BORON ----------:
CHLORIDE ----------:
CHLORINE RESIDUAL -------:
CYANIDE FREE ----------:
CYANIDE TOTAL ----------:
CYANIDE WEAK ACID DIS ---:
CARBON DIOXIDE ----------:
CONDUCTIVITY ----------:
E P TOXICITY ----------:

FLUORIDE DIRECT --------:
FLUORIDE DISTILLED ------:
HARDNESS ----------:
HERBICIDES ----------:
NITRATE N----------:
NITRITE N----------:
NITROGEN TOTAL KJELDAHL--:
NITROGEN ORGANIC --------:
PCB ----------:
PESTICIDES ----------:
pH (S.U.)----------:
PHENOLS ----------:
PHOSPHATE ORTHO ---------:
PHOSPHATE TOTAL ---------:

RADIUM GA-GB ----------:
SOLID VOLATILE ----------:
SOLIDS TOTAL ----------:
SOLIDS TOTAL DISS.-------:
SOLIDS SETTLEABLE--------:
STD PLATE COUNT----------:
SULFATE ----------:
SULFIDE ----------:
SURFACTANT ----------:
TURBIDITY (N.T.U.)-------:
TANNIN & LIGNIN----------:
TEMPERATURE ----------:
TOTAL ORGANIC CARBON ----:
TRIHALOMETHANE ----------:

ALUMINUM ----------:
ANTIMONY ----------:
ARSENIC ----------:
BARIUM ----------:
BERYLLIUM ----------:
CADMIUM ----------:
CALCIUM ----------:
CHROMIUM ----------:
HEXAVALENT CHROMIUM -----:
COBALT ----------:

COPPER ----------:
GOLD ----------:
IRON ----------:
LEAD ----------:
MAGNESIUM ----------:
MANGANESE ----------:
MERCURY ----------:
MOLYBDENUM ----------:
NICKEL ----------:
POTASSIUM ----------:

SELENIUM ----------:
SILICA ----------:
SILICON ----------:
SILVER ----------:
SODIUM ----------:
THALLIUM ----------:
TIN ----------:
TITANIUM ----------:
VANADIUM ----------:
ZINC ----------:

REMARKS :

SW-1 SAMPLED 12/6/84 CF/JH

Michael D. Moore
MICHAEL D. MOORE

ENVIRONMENTAL ENGINEERING LABORATORIES, INC.

1804 N. 33rd ST. BOISE, IDAHO 83703
PHONE 342-5515 AREA CODE 208

DEC 16 1985
CH2M HILL

WATER QUALITY REPORT

SAMPLE NUMBER - 3710

CH2M HILL
700 CLEARWATER LANE
BOISE , ID 83702

DATE OF COLLECTION -: / /
TIME OF COLLECTION -:
DATE RECEIVED -------: 11/15/85
DATE REPORTED -------: 12/06/85

SUBMITTED BY -: JOE GERICK
SOURCE --: MW #26

RESULTS IN MG/1(PPM)

BIOCHEMICAL OXYGEN ------:
CHEMICAL OXYGEN DEMAND --:
RESIDUE NONFILTERABLE ---:
OIL & GREASE ----------:

RESULTS IN ORGANISMS/100ml

FECAL COLIFORM BACTERIA -:
FECAL STREP BACTERIA ----:
TOTAL COLIFORM BACTERIA -:

RESULTS IN ORGANISMS/100ml

TOTAL COLIFORM, MPN -----:
FECAL COLIFORM, MPN -----:
PSEUDOMONAS ----------:
STAPHYLOCOCCUS / gram ---:

RESULTS IN MG/L (PPM) UNLESS NOTED

ACIDITY		CYANIDE WEAK ACID DIS		PHOSPHATE TOTAL	0.06
ALKALINITY	369.0	E P TOXICITY		RADIUM GA-GB	
AMMONIA DIRECT		FLUORIDE DISTILLED		RESIDUE VOLATILE	
AMMONIA DISTILLED		FLUORIDE DIRECT	0.92	RESIDUE TOTAL	
CARBONATE	366.0	HERBICIDES		RESIDUE TOTAL FILTERABLE	580.0
BORON		HARDNESS		SETTLEABLE MATTER	
BROMIDE		NITRATE N	<0.10	STD PLATE COUNT	
CARBON DIOXIDE		NITRITE N		SULFATE	50.0
CARBONATE	3.0	NITROGEN ORGANIC		SULFIDE	
CHLORIDE	13.3	NITROGEN TOTAL KJELDAHL		SURFACTANT	
CHLORINE RESIDUAL		OXYGEN DISSOLVED		TANNIN & LIGNIN	
COLOR		PCB		TEMPERATURE	
CONDUCTIVITY	890.0	PESTICIDES		TOTAL ORGANIC CARBON	
CORROSIVITY		PHENOLS		TRIHALOMETHANE	
CYANIDE FREE		pH (S.U.)	7.9	TURBIDITY (N.T.U.)	
CYANIDE TOTAL		PHOSPHATE ORTHO			

ALUMINUM		COPPER		SELENIUM	
ANTIMONY		GOLD		SILICA	
ARSENIC	0.010	IRON	0.02	SILICON	*33.2
BARIUM	<0.10	LEAD		SILVER	
BERYLLIUM		MAGNESIUM	6.0	SODIUM	102.0
CADMIUM		MANGANESE	0.07	THALLIUM	
CALCIUM	47.4	MERCURY		TIN	
CHROMIUM		MOLYBDENUM		TITANIUM	
HEXAVALENT CHROMIUM		NICKEL		VANADIUM	
COBALT		POTASSIUM	22.25	ZINC	

NTS: HYDROXIDE ALKALINITY: 0
*SAMPLE FILTERED PRIOR TO ANALYSIS

Michael D. Moore
MICHAEL D. MOORE

ENVIRONMENTAL ENGINEERING LABORATORIES, INC.

1804 N. 33rd ST. BOISE, IDAHO 83703
PHONE 342-5515 AREA CODE 208

WATER QUALITY REPORT

SAMPLE NUMBER - 3709

CH2M HILL
700 CLEARWATER LANE
BOISE , ID 83702

DATE OF COLLECTION -: / /
TIME OF COLLECTION -:
DATE RECEIVED -------: 11/15/85
DATE REPORTED -------: 12/06/85

SUBMITTED BY -: JOE GERICK
SOURCE --: MW #25

RESULTS IN MG/1(PPM)		RESULTS IN ORGANISMS/100ml		RESULTS IN ORGANISMS/100ml	
BIOCHEMICAL OXYGEN ------:		FECAL COLIFORM BACTERIA -:		TOTAL COLIFORM, MPN -----:	
CHEMICAL OXYGEN DEMAND --:		FECAL STREP BACTERIA ----:		FECAL COLIFORM, MPN -----:	
RESIDUE NONFILTERABLE ---:		TOTAL COLIFORM BACTERIA -:		PSEUDOMONAS ----------:	
OIL & GREASE ----------:				STAPHYLOCOCCUS / gram ---:	

RESULTS IN MG/L (PPM) UNLESS NOTED

ACIDITY ----------:		CYANIDE WEAK ACID DIS ---:		PHOSPHATE TOTAL ---------:	0.11
ALKALINITY ----------:	536.0	E P TOXICITY ----------:		RADIUM GA-GB ----------:	
AMMONIA DIRECT ----------:		FLUORIDE DISTILLED ------:		RESIDUE VOLATILE --------:	
AMMONIA DISTILLED -------:		FLUORIDE DIRECT ---------:	0.78	RESIDUE TOTAL ----------:	
CARBONATE ----------:	532.0	HERBICIDES ----------:		RESIDUE TOTAL FILTERABLE-:	715.0
BORON ----------:		HARDNESS ----------:		SETTLEABLE MATTER -------:	
BROMIDE ----------:		NITRATE N ----------:	<0.10	STD PLATE COUNT ---------:	
CARBON DIOXIDE ----------:		NITRITE N ----------:		SULFATE ----------:	16.0
CARBONATE ----------:	4.0	NITROGEN ORGANIC --------:		SULFIDE ----------:	
CHLORIDE ----------:	24.8	NITROGEN TOTAL KJELDAHL -:		SURFACTANT ----------:	
CHLORINE RESIDUAL -------:		OXYGEN DISSOLVED --------:		TANNIN & LIGNIN ---------:	
COLOR ----------:		PCB ----------:		TEMPERATURE ----------:	
CONDUCTIVITY ----------:	1100.0	PESTICIDES ----------:		TOTAL ORGANIC CARBON ----:	
CORROSIVITY ----------:		PHENOLS ----------:		TRIHALOMETHANE ----------:	
CYANIDE FREE ----------:		pH (S.U.) ----------:	7.9	TURBIDITY (N.T.U.) ------:	
CYANIDE TOTAL ----------:		PHOSPHATE ORTHO ---------:			

ALUMINUM ----------:		COPPER ----------:		SELENIUM ----------:	
ANTIMONY ----------:		GOLD ----------:		SILICA ----------:	
ARSENIC ----------:	0.015	IRON ----------:	0.20	SILICON ----------:	*33.5
BARIUM ----------:	<0.10	LEAD ----------:		SILVER ----------:	
BERYLLIUM ----------:		MAGNESIUM ----------:	7.0	SODIUM ----------:	171.0
CADMIUM ----------:		MANGANESE ----------:	0.06	THALLIUM ----------:	
CALCIUM ----------:	49.1	MERCURY ----------:		TIN ----------:	
CHROMIUM ----------:		MOLYBDENUM ----------:		TITANIUM ----------:	
HEXAVALENT CHROMIUM -----:		NICKEL ----------:		VANADIUM ----------:	
COBALT ----------:		POTASSIUM ----------:	25.50	ZINC ----------:	

MENTS: HYDROXIDE ALKALINITY: 0
*SAMPLE FILTERED PRIOR TO ANALYSIS

Michael D. Moore

MICHAEL D. MOORE

ENVIRONMENTAL ENGINEERING LABORATORIES, INC.

1804 N. 33rd ST. BOISE, IDAHO 83703
PHONE 342-5515 AREA CODE 208

WATER QUALITY REPORT

SAMPLE NUMBER - 3708

CH2M HILL
700 CLEARWATER LANE
BOISE , ID 83702

DATE OF COLLECTION -: / /
TIME OF COLLECTION -:
DATE RECEIVED -------: 11/15/85
DATE REPORTED -------: 12/06/85

SUBMITTED BY -: JOE GERICK
SOURCE --: MW #16

RESULTS IN MG/1(PPM)		RESULTS IN ORGANISMS/100ml		RESULTS IN ORGANISMS/100ml	
BIOCHEMICAL OXYGEN ------:		FECAL COLIFORM BACTERIA -:		TOTAL COLIFORM, MPN -----:	
CHEMICAL OXYGEN DEMAND --:		FECAL STREP BACTERIA ----:		FECAL COLIFORM, MPN -----:	
RESIDUE NONFILTERABLE ---:		TOTAL COLIFORM BACTERIA -:		PSEUDOMONAS ----------:	
OIL & GREASE ----------:				STAPHYLOCOCCUS / gram ---:	

RESULTS IN MG/L (PPM) UNLESS NOTED

ACIDITY ----------:		CYANIDE WEAK ACID DIS ---:		PHOSPHATE TOTAL ---------:	0.15
ALKALINITY ----------:	600.0	E P TOXICITY ----------:		RADIUM GA-GB ----------:	
AMMONIA DIRECT ---------:		FLUORIDE DISTILLED ------:		RESIDUE VOLATILE --------:	
AMMONIA DISTILLED -------:		FLUORIDE DIRECT ---------:	0.62	RESIDUE TOTAL ----------:	
ARBONATE ----------:	596.0	HERBICIDES ----------:		RESIDUE TOTAL FILTERABLE-:	900.0
BORON ----------:		HARDNESS ----------:		SETTLEABLE MATTER -------:	
BROMIDE ----------:		NITRATE N ----------:	0.22	STD PLATE COUNT ---------:	
CARBON DIOXIDE ---------:		NITRITE N ----------:		SULFATE ----------:	65.0
CARBONATE ----------:	4.0	NITROGEN ORGANIC --------:		SULFIDE ----------:	
CHLORIDE ----------:	49.6	NITROGEN TOTAL KJELDAHL -:		SURFACTANT ----------:	
CHLORINE RESIDUAL -------:		OXYGEN DISSOLVED --------:		TANNIN & LIGNIN ---------:	
COLOR ----------:		PCB ----------:		TEMPERATURE ----------:	
CONDUCTIVITY ----------:	1340.0	PESTICIDES ----------:		TOTAL ORGANIC CARBON ----:	
CORROSIVITY ----------:		PHENOLS ----------:		TRIHALOMETHANE ----------:	
CYANIDE FREE ----------:		pH (S.U.) ----------:	7.9	TURBIDITY (N.T.U.) ------:	
CYANIDE TOTAL ----------:		PHOSPHATE ORTHO ---------:			

ALUMINUM ----------:		COPPER ----------:		SELENIUM ----------:	
ANTIMONY ----------:		GOLD ----------:		SILICA ----------:	
ARSENIC ----------:	0.026	IRON ----------:	1.03	SILICON ----------:	*32.3
BARIUM ----------:	<0.10	LEAD ----------:		SILVER ----------:	
BERYLLIUM ----------:		MAGNESIUM ----------:	19.2	SODIUM ----------:	165.50
CADMIUM ----------:		MANGANESE ----------:	0.24	THALLIUM ----------:	
CALCIUM ----------:	99.8	MERCURY ----------:		TIN ----------:	
CHROMIUM ----------:		MOLYBDENUM ----------:		TITANIUM ----------:	
HEXAVALENT CHROMIUM -----:		NICKEL ----------:		VANADIUM ----------:	
COBALT ----------:		POTASSIUM ----------:	32.25	ZINC ----------:	

MENTS: HYDROXIDE ALKALINITY: 0
*SAMPLE FILTERED PRIOR TO ANALYSIS

Michael D. Moore

MICHAEL D. MOORE

ENVIRONMENTAL ENGINEERING LABORATORIES, INC.

1804 N. 33rd ST. BOISE, IDAHO 83703
PHONE 342-5515 AREA CODE 208

WATER QUALITY REPORT

SAMPLE NUMBER - 3520

CH2M HILL
700 CLEARWATER LANE
BOISE , ID 83702

DATE OF COLLECTION -: 11/05/85
TIME OF COLLECTION -:
DATE RECEIVED -------: 11/05/85
DATE REPORTED -------: 11/26/85

SUBMITTED BY -: JOE GERICK
SOURCE --: D-27

RESULTS IN MG/1(PPM)		RESULTS IN ORGANISMS/100ml		RESULTS IN ORGANISMS/100ml	
BIOCHEMICAL OXYGEN ------:		FECAL COLIFORM BACTERIA -:		TOTAL COLIFORM, MPN -----:	
CHEMICAL OXYGEN DEMAND --:		FECAL STREP BACTERIA ----:		FECAL COLIFORM, MPN -----:	
RESIDUE NONFILTERABLE ---:		TOTAL COLIFORM BACTERIA -:		PSEUDOMONAS ----------:	
OIL & GREASE ----------:				STAPHYLOCOCCUS / gram ---:	

RESULTS IN MG/L (PPM) UNLESS NOTED

ACIDITY ----------:		CYANIDE WEAK ACID DIS ---:		PHOSPHATE TOTAL --------:	0.31
ALKALINITY ----------:	654.0	E P TOXICITY ----------:		RADIUM GA-GB ----------:	
AMMONIA DIRECT ----------:		FLUORIDE DISTILLED ------:		RESIDUE VOLATILE --------:	
AMMONIA DISTILLED -------:		FLUORIDE DIRECT ---------:	0.36	RESIDUE TOTAL ----------:	
CARBONATE ----------:	651.0	HERBICIDES ----------:		RESIDUE TOTAL FILTERABLE-:	1315.0
BORON ----------:		HARDNESS ----------:		SETTLEABLE MATTER -------:	
BROMIDE ----------:		NITRATE N ----------:	0.10	STD PLATE COUNT ---------:	
CARBON DIOXIDE ----------:		NITRITE N ----------:		SULFATE ----------:	67.0
CARBONATE ----------:	3.0	NITROGEN ORGANIC --------:		SULFIDE ----------:	
CHLORIDE ----------:	27.5	NITROGEN TOTAL KJELDAHL -:		SURFACTANT ----------:	
CHLORINE RESIDUAL -------:		OXYGEN DISSOLVED --------:		TANNIN & LIGNIN ---------:	
COLOR ----------:		PCB ----------:		TEMPERATURE ----------:	
CONDUCTIVITY ----------:	1400	PESTICIDES ----------:		TOTAL ORGANIC CARBON ----:	
CORROSIVITY ----------:		PHENOLS ----------:		TRIHALOMETHANE ----------:	
CYANIDE FREE ----------:		pH (S.U.) ----------:	7.7	TURBIDITY (N.T.U.) ------:	
CYANIDE TOTAL ----------:		PHOSPHATE ORTHO ---------:			

ALUMINUM ----------:		COPPER ----------:		SELENIUM ----------:	
ANTIMONY ----------:		GOLD ----------:		SILICA ----------:	
ARSENIC ----------:	0.090	IRON ----------:	0.02	SILICON ----------:	*34.6
BARIUM ----------:	0.28	LEAD ----------:		SILVER ----------:	
BERYLLIUM ----------:		MAGNESIUM ----------:	14.0	SODIUM ----------:	254.50
CADMIUM ----------:		MANGANESE ----------:	0.10	THALLIUM ----------:	
CALCIUM ----------:	57.2	MERCURY ----------:		TIN ----------:	
CHROMIUM ----------:		MOLYBDENUM ----------:		TITANIUM ----------:	
HEXAVALENT CHROMIUM -----:		NICKEL ----------:		VANADIUM ----------:	
COBALT ----------:		POTASSIUM ----------:	20.25	ZINC ----------:	

ENTS: HYDROXIDE ALKALINITY: 0
*SAMPLE FILTERED PRIOR TO ANALYSIS

Michael D. Moore

MICHAEL D. MOORE

ENVIRONMENTAL ENGINEERING LABORATORIES, INC.

1804 N. 33rd ST. BOISE, IDAHO 83703
PHONE 342-5515 AREA CODE 208

WATER QUALITY REPORT

SAMPLE NUMBER - 3521

CH2M HILL
700 CLEARWATER LANE
BOISE , ID 83702

DATE OF COLLECTION -: 11/05/85
TIME OF COLLECTION -:
DATE RECEIVED -------: 11/05/85
DATE REPORTED -------: 11/26/85

SUBMITTED BY -: JOE GERICK
SOURCE --: D-28

RESULTS IN MG/1(PPM)		RESULTS IN ORGANISMS/100ml		RESULTS IN ORGANISMS/100ml	
BIOCHEMICAL OXYGEN ------:		FECAL COLIFORM BACTERIA -:		TOTAL COLIFORM, MPN -----:	
CHEMICAL OXYGEN DEMAND --:		FECAL STREP BACTERIA ----:		FECAL COLIFORM, MPN -----:	
RESIDUE NONFILTERABLE ---:		TOTAL COLIFORM BACTERIA -:		PSEUDOMONAS ----------:	
OIL & GREASE ----------:				STAPHYLOCOCCUS / gram ---:	

RESULTS IN MG/L (PPM) UNLESS NOTED

ACIDITY ----------:		CYANIDE WEAK ACID DIS ---:		PHOSPHATE TOTAL --------:	0.32
ALKALINITY ----------:	527.0	E P TOXICITY ----------:		RADIUM GA-GB ----------:	
AMMONIA DIRECT ---------:		FLUORIDE DISTILLED ------:		RESIDUE VOLATILE --------:	
AMMONIA DISTILLED -------:		FLUORIDE DIRECT ---------:	0.35	RESIDUE TOTAL ----------:	
CARBONATE ----------:	525.0	HERBICIDES ----------:		RESIDUE TOTAL FILTERABLE-:	875.0
CHLORIDE ----------:		HARDNESS ----------:		SETTLEABLE MATTER -------:	
BROMIDE ----------:		NITRATE N ----------:	8.15	STD PLATE COUNT ---------:	
CARBON DIOXIDE ---------:		NITRITE N ----------:		SULFATE ----------:	28.0
CARBONATE ----------:	2.0	NITROGEN ORGANIC --------:		SULFIDE ----------:	
CHLORIDE ----------:	58.5	NITROGEN TOTAL KJELDAHL -:		SURFACTANT ----------:	
CHLORINE RESIDUAL -------:		OXYGEN DISSOLVED --------:		TANNIN & LIGNIN ---------:	
COLOR ----------:		PCB ----------:		TEMPERATURE ----------:	
CONDUCTIVITY ----------:	1250	PESTICIDES ----------:		TOTAL ORGANIC CARBON ----:	
CORROSIVITY ----------:		PHENOLS ----------:		TRIHALOMETHANE ----------:	
CYANIDE FREE ----------:		pH (S.U.) ----------:	7.6	TURBIDITY (N.T.U.) ------:	
CYANIDE TOTAL ----------:		PHOSPHATE ORTHO ---------:			

ALUMINUM ----------:		COPPER ----------:		SELENIUM ----------:	
ANTIMONY ----------:		GOLD ----------:		SILICA ----------:	
ARSENIC ----------:	0.020	IRON ----------:	<0.01	SILICON ----------:	*27.0
BARIUM ----------:	0.50	LEAD ----------:		SILVER ----------:	
BERYLLIUM ----------:		MAGNESIUM ----------:	16.6	SODIUM ----------:	192.00
CADMIUM ----------:		MANGANESE ----------:	0.14	THALLIUM ----------:	
CALCIUM ----------:	60.5	MERCURY ----------:		TIN ----------:	
CHROMIUM ----------:		MOLYBDENUM ----------:		TITANIUM ----------:	
HEXAVALENT CHROMIUM -----:		NICKEL ----------:		VANADIUM ----------:	
COBALT ----------:		POTASSIUM ----------:	21.75	ZINC ----------:	

ENTS: HYDROXIDE ALKALINITY: 0
*SAMPLE FILTERED PRIOR TO ANALYSIS

Michael D. Moore

MICHAEL D. MOORE

ENVIRONMENTAL ENGINEERING LABORATORIES, INC.

1804 N. 33rd ST. BOISE, IDAHO 83703
PHONE 342-5515 AREA CODE 208

WATER QUALITY REPORT

SAMPLE NUMBER - 3522

CH2M HILL
700 CLEARWATER LANE
BOISE , ID 83702

DATE OF COLLECTION -: 11/05/85
TIME OF COLLECTION -:
DATE RECEIVED -------: 11/05/85
DATE REPORTED -------: 11/26/85

SUBMITTED BY -: JOE GERICK
SOURCE --: D-29

RESULTS IN MG/1(PPM)		RESULTS IN ORGANISMS/100ml		RESULTS IN ORGANISMS/100ml	
BIOCHEMICAL OXYGEN ------:		FECAL COLIFORM BACTERIA -:		TOTAL COLIFORM, MPN -----:	
CHEMICAL OXYGEN DEMAND --:		FECAL STREP BACTERIA ----:		FECAL COLIFORM, MPN -----:	
RESIDUE NONFILTERABLE ---:		TOTAL COLIFORM BACTERIA -:		PSEUDOMONAS ----------:	
OIL & GREASE ----------:				STAPHYLOCOCCUS / gram ---:	

RESULTS IN MG/L (PPM) UNLESS NOTED

ACIDITY ----------:		CYANIDE WEAK ACID DIS ---:		PHOSPHATE TOTAL ---------:	0.09
ALKALINITY ----------:	682.0	E P TOXICITY ----------:		RADIUM GA-GB ----------:	
AMMONIA DIRECT ---------:		FLUORIDE DISTILLED ------:		RESIDUE VOLATILE --------:	
AMMONIA DISTILLED -------:		FLUORIDE DIRECT ---------:	0.38	RESIDUE TOTAL ----------:	
CARBONATE ----------:	678.0	HERBICIDES ----------:		RESIDUE TOTAL FILTERABLE-:	910.0
CHLORIDE ----------:		HARDNESS ----------:		SETTLEABLE MATTER -------:	
BROMIDE ----------:		NITRATE N ----------:	1.05	STD PLATE COUNT ---------:	
CARBON DIOXIDE ----------:		NITRITE N ----------:		SULFATE ----------:	93.0
CARBONATE ----------:	4.0	NITROGEN ORGANIC --------:		SULFIDE ----------:	
CHLORIDE ----------:	47.0	NITROGEN TOTAL KJELDAHL -:		SURFACTANT ----------:	
CHLORINE RESIDUAL -------:		OXYGEN DISSOLVED --------:		TANNIN & LIGNIN ---------:	
COLOR ----------:		PCB ----------:		TEMPERATURE ----------:	
CONDUCTIVITY ----------:	1490	PESTICIDES ----------:		TOTAL ORGANIC CARBON ----:	
CORROSIVITY ----------:		PHENOLS ----------:		TRIHALOMETHANE ----------:	
CYANIDE FREE ----------:		pH (S.U.) ----------:	7.8	TURBIDITY (N.T.U.) ------:	
CYANIDE TOTAL ----------:		PHOSPHATE ORTHO ---------:			

ALUMINUM ----------:		COPPER ----------:		SELENIUM ----------:	
ANTIMONY ----------:		GOLD ----------:		SILICA ----------:	
ARSENIC ----------:	0.027	IRON ----------:	0.02	SILICON ----------:	*22.4
BARIUM ----------:	0.38	LEAD ----------:		SILVER ----------:	
BERYLLIUM ----------:		MAGNESIUM ----------:	17.8	SODIUM ----------:	281.50
CADMIUM ----------:		MANGANESE ----------:	0.14	THALLIUM ----------:	
CALCIUM ----------:	42.5	MERCURY ----------:		TIN ----------:	
CHROMIUM ----------:		MOLYBDENUM ----------:		TITANIUM ----------:	
HEXAVALENT CHROMIUM -----:		NICKEL ----------:		VANADIUM ----------:	
COBALT ----------:		POTASSIUM ----------:	23.00	ZINC ----------:	

ENTS: HYDROXIDE ALKALINITY: 0
*SAMPLE FILTERED PRIOR TO ANALYSIS

Michael D. Moore

MICHAEL D. MOORE

ENVIRONMENTAL ENGINEERING LABORATORIES, INC.

1804 N. 33rd ST. BOISE, IDAHO 83703
PHONE 342-5515 AREA CODE 208

WATER QUALITY REPORT

SAMPLE NUMBER - 3523

CH2M HILL
700 CLEARWATER LANE
BOISE , ID 83702

DATE OF COLLECTION -: 11/05/85
TIME OF COLLECTION -:
DATE RECEIVED -------: 11/05/85
DATE REPORTED -------: 11/26/85

SUBMITTED BY -: JOE GERICK
SOURCE --: D-30

RESULTS IN MG/1(PPM)		RESULTS IN ORGANISMS/100ml		RESULTS IN ORGANISMS/100ml	
BIOCHEMICAL OXYGEN ------:		FECAL COLIFORM BACTERIA -:		TOTAL COLIFORM, MPN -----:	
CHEMICAL OXYGEN DEMAND --:		FECAL STREP BACTERIA ----:		FECAL COLIFORM, MPN -----:	
RESIDUE NONFILTERABLE ---:		TOTAL COLIFORM BACTERIA -:		PSEUDOMONAS ----------:	
OIL & GREASE ----------:				STAPHYLOCOCCUS / gram ---:	

RESULTS IN MG/L (PPM) UNLESS NOTED

ACIDITY ----------:		CYANIDE WEAK ACID DIS ---:		PHOSPHATE TOTAL --------:	1.23
ALKALINITY ----------:	686.0	E P TOXICITY ----------:		RADIUM GA-GB ----------:	
AMMONIA DIRECT ---------:		FLUORIDE DISTILLED ------:		RESIDUE VOLATILE --------:	
AMMONIA DISTILLED -------:		FLUORIDE DIRECT ---------:	0.34	RESIDUE TOTAL ----------:	
CARBONATE ----------:	683.0	HERBICIDES ----------:		RESIDUE TOTAL FILTERABLE-:	1235.0
CHLORIDE ----------:		HARDNESS ----------:		SETTLEABLE MATTER -------:	
BROMIDE ----------:		NITRATE N ----------:	0.38	STD PLATE COUNT ---------:	
CARBON DIOXIDE ---------:		NITRITE N ----------:		SULFATE ----------:	117.0
CARBONATE ----------:	3.0	NITROGEN ORGANIC --------:		SULFIDE ----------:	
CHLORIDE ----------:	29.2	NITROGEN TOTAL KJELDAHL -:		SURFACTANT ----------:	
CHLORINE RESIDUAL -------:		OXYGEN DISSOLVED --------:		TANNIN & LIGNIN ---------:	
COLOR ----------:		PCB ----------:		TEMPERATURE ----------:	
CONDUCTIVITY ----------:	1510	PESTICIDES ----------:		TOTAL ORGANIC CARBON ----:	
CORROSIVITY ----------:		PHENOLS ----------:		TRIHALOMETHANE ----------:	
CYANIDE FREE ----------:		pH (S.U.) ----------:	7.7	TURBIDITY (N.T.U.) ------:	
CYANIDE TOTAL ----------:		PHOSPHATE ORTHO ---------:			

ALUMINUM ----------:		COPPER ----------:		SELENIUM ----------:	
ANTIMONY ----------:		GOLD ----------:		SILICA ----------:	
ARSENIC ----------:	0.095	IRON ----------:	<0.01	SILICON ----------:	*34.1
BARIUM ----------:	0.36	LEAD ----------:		SILVER ----------:	
BERYLLIUM ----------:		MAGNESIUM ----------:	16.2	SODIUM ----------:	279.50
CADMIUM ----------:		MANGANESE ----------:	0.11	THALLIUM ----------:	
CALCIUM ----------:	57.2	MERCURY ----------:		TIN ----------:	
CHROMIUM ----------:		MOLYBDENUM ----------:		TITANIUM ----------:	
HEXAVALENT CHROMIUM -----:		NICKEL ----------:		VANADIUM ----------:	
COBALT ----------:		POTASSIUM ----------:	19.00	ZINC ----------:	

COMMENTS: HYDROXIDE ALKALINITY: 0
*SAMPLE FILTERED PRIOR TO ANALYSIS

MICHAEL D. MOORE

ENVIRONMENTAL ENGINEERING LABORATORIES, INC.

1804 N. 33rd ST. BOISE, IDAHO 83703
PHONE 342-5515 AREA CODE 208

WATER QUALITY REPORT

SAMPLE NUMBER - 3524

CH2M HILL
700 CLEARWATER LANE
BOISE , ID 83702

DATE OF COLLECTION -: 11/05/85
TIME OF COLLECTION -:
DATE RECEIVED -------: 11/05/85
DATE REPORTED -------: 11/26/85

SUBMITTED BY -: JOE GERICK
SOURCE --: D-31

RESULTS IN MG/1(PPM)		RESULTS IN ORGANISMS/100ml		RESULTS IN ORGANISMS/100ml	
BIOCHEMICAL OXYGEN ------:		FECAL COLIFORM BACTERIA -:		TOTAL COLIFORM, MPN -----:	
CHEMICAL OXYGEN DEMAND --:		FECAL STREP BACTERIA ----:		FECAL COLIFORM, MPN -----:	
RESIDUE NONFILTERABLE ---:		TOTAL COLIFORM BACTERIA -:		PSEUDOMONAS ----------:	
OIL & GREASE ----------:				STAPHYLOCOCCUS / gram ---:	

RESULTS IN MG/L (PPM) UNLESS NOTED

ACIDITY ----------:		CYANIDE WEAK ACID DIS ---:		PHOSPHATE TOTAL --------:	0.18
ALKALINITY ----------:	655.0	E P TOXICITY ----------:		RADIUM GA-GB ----------:	
AMMONIA DIRECT ---------:		FLUORIDE DISTILLED ------:		RESIDUE VOLATILE --------:	
AMMONIA DISTILLED -------:		FLUORIDE DIRECT --------:	0.33	RESIDUE TOTAL ----------:	
CARBONATE ----------:	652.0	HERBICIDES ----------:		RESIDUE TOTAL FILTERABLE-:	810.0
CYAN ----------:		HARDNESS ----------:		SETTLEABLE MATTER -------:	
BROMIDE ----------:		NITRATE N ----------:	0.15	STD PLATE COUNT --------:	
CARBON DIOXIDE ---------:		NITRITE N ----------:		SULFATE ----------:	16.0
CARBONATE ----------:	3.0	NITROGEN ORGANIC --------:		SULFIDE ----------:	
CHLORIDE ----------:	35.5	NITROGEN TOTAL KJELDAHL -:		SURFACTANT ----------:	
CHLORINE RESIDUAL -------:		OXYGEN DISSOLVED --------:		TANNIN & LIGNIN --------:	
COLOR ----------:		PCB ----------:		TEMPERATURE ----------:	
CONDUCTIVITY ----------:	1300	PESTICIDES ----------:		TOTAL ORGANIC CARBON ----:	
CORROSIVITY ----------:		PHENOLS ----------:		TRIHALOMETHANE ---------:	
CYANIDE FREE ----------:		pH (S.U.) ----------:	7.7	TURBIDITY (N.T.U.) ------:	
CYANIDE TOTAL ----------:		PHOSPHATE ORTHO --------:			

ALUMINUM ----------:		COPPER ----------:		SELENIUM ----------:	
ANTIMONY ----------:		GOLD ----------:		SILICA SiO_2 ----------:	
ARSENIC ----------:	0.083	IRON ----------:	0.03	SILICON Si ----------:	*27.1
BARIUM ----------:	0.38	LEAD ----------:		SILVER ----------:	
BERYLLIUM ----------:		MAGNESIUM ----------:	18.8	SODIUM ----------:	217.00
CADMIUM ----------:		MANGANESE ----------:	0.10	THALLIUM ----------:	
CALCIUM ----------:	54.0	MERCURY ----------:		TIN ----------:	
CHROMIUM ----------:		MOLYBDENUM ----------:		TITANIUM ----------:	
HEXAVALENT CHROMIUM -----:		NICKEL ----------:		VANADIUM ----------:	
COBALT ----------:		POTASSIUM ----------:	21.50	ZINC ----------:	

ENTS: HYDROXIDE ALKALINITY: 0
*SAMPLE FILTERED PRIOR TO ANALYSIS

Michael D. Moore

MICHAEL D. MOORE

METHOD DETECTION LIMITS (MDL) FOR TREND PLOTS[1]

Parameter	MDL[2]	MDL[3]
pH	0	
Specific Conductivity	100	
Ra 226	0.2	
TOC	0.1	
TOX	5.0	
Gross Alpha	2.0	
Gross Beta	1.7	
Endrin	0.1	
Lindane	2.0	
Methexychlor	50	
Toxaphene	2.5	
2, 4, D	50	
2, 4, 5, TP	5	
Phenolics	0.05	
Chlorobenzene	10.0	6.0
Chloroform	10.0	1.6
Dichlorobromomethane	10.0	2.2
Dichlorodifluoromethane	10.0	
1,1 Dichloroethane	10.0	4.7
Methyl Chloride	10.0	
Methylene Chloride	10.0	2.8
Toluene	10.0	6.0
1,1,1 Trichloroethane	10.0	3.8
Tri Chloroethylene	10.0	1.9
Tri Chlorofluoromethane	10.0	
Phenol	25.0	3.0
Bis (2 ethyl hexyl) Phthalate	10.0	2.5
Butyl Benzyl Phthalate	10.0	1.0
Di n Octyl-Phthalate	10.0	1.0
Ammonia	0.05	
Arsenic	7.0	5.0
Barium	5.0	
Cadmium	5.0	
Calcium	1.0	
Chloride	0.2	
Chromium	5.0	20.0
Copper	8.0	10.0
Fluoride	0.1	
Iron	200	
Lead	5.0	
Magnesium	1.0	
Manganese	5.0	
Mercury	0.3	
Nickel	10.0	
Nitrate	0.1	
Potassium	2.0	1.0

METHOD DETECTION LIMITS (MDL) FOR TREND PLOTS [1] (cont.)

Parameter	MDL [2]	MDL [3]
Selenium	6.0	5.0
Silver	9.0	
Sodium	1.0	
Sulfate	2.0	
Zinc	5.0	
Di-N-Butylphalate	1.0	

(1) Values vary slightly each month.
(2) January 1984.
(3) February 1984--Present.

DE/024/12R

ABBREVIATIONS FOR TREND PLOTS

Parameter	Abbreviation
pH	AVGPH
Spec	AVGSPEC
RA226	RA226
Toc	AVGTOC
Tox	AVGTOX
Alpha	GRSALPHA
Beta	GRSBETA
Endrin	ENDRIN
Lindane	LINDANE
Methoxychlor	METHOXY
Toxaphene	TOXAPHEN
2,4 D	024D
2,4,5 TP	0245TP
Phenolics	PHENOLIC
Chlorobenzene	CHLBENZ
Chloroform	CHLFORM
Dichlorobromomethane	DICLBRME
Dichlorodifluoromethane	DICLFLME
1,1 Dichloroethane	011DICLM
Methyl Chloride	MTHYCL
Methelene Chloride	MTHECL
Toluene	TOLUENE
1,1,1 Trichloroethane	TRI111CL
Trichloroethane	TRICLETH
Trichlorofluoromethane	THRCLFL
Phenol	PHENOL
Bis (2 Ethylhexyl) Phthalate	BIS2ETP
Butyl Benzyl Phthalate	BUTYBENP
DI N Octyl-Phthalate	DINOCTLP
Ammonia AS N	NASNH3
Arsenic	ARSENIC
Barium	BARIUM
Cadmium	CADMIUM
Calcium	CALCIUM
Chloride	CHLORIDE
Chromium	CHROMIUM
Copper	COPPER
Fluoride	FLUORIDE
Iron	IRON
Lead	LEAD
Magnesium	MAGNESIUM
Manganese	MANGANSE
Mercury	MERCURY
Nickel	NICKEL
Nitrate	NITRATE
Potassium	POTASSIUM
Selenium	SELENIUM

ABBREVIATIONS FOR TREND PLOTS (cont.)

Parameter	Abbreviation
Silver	SILVER
Sodium	SODIUM
Sulfate	SULFATE
Zinc	ZINC
DI-N-Butylphalate	DINBUTYP

DE/27R/103

THE FOLLOWING RESULTS ARE FOR:

WELL = 1.00

AVGPH IS PLOTTED WITH AN '*'

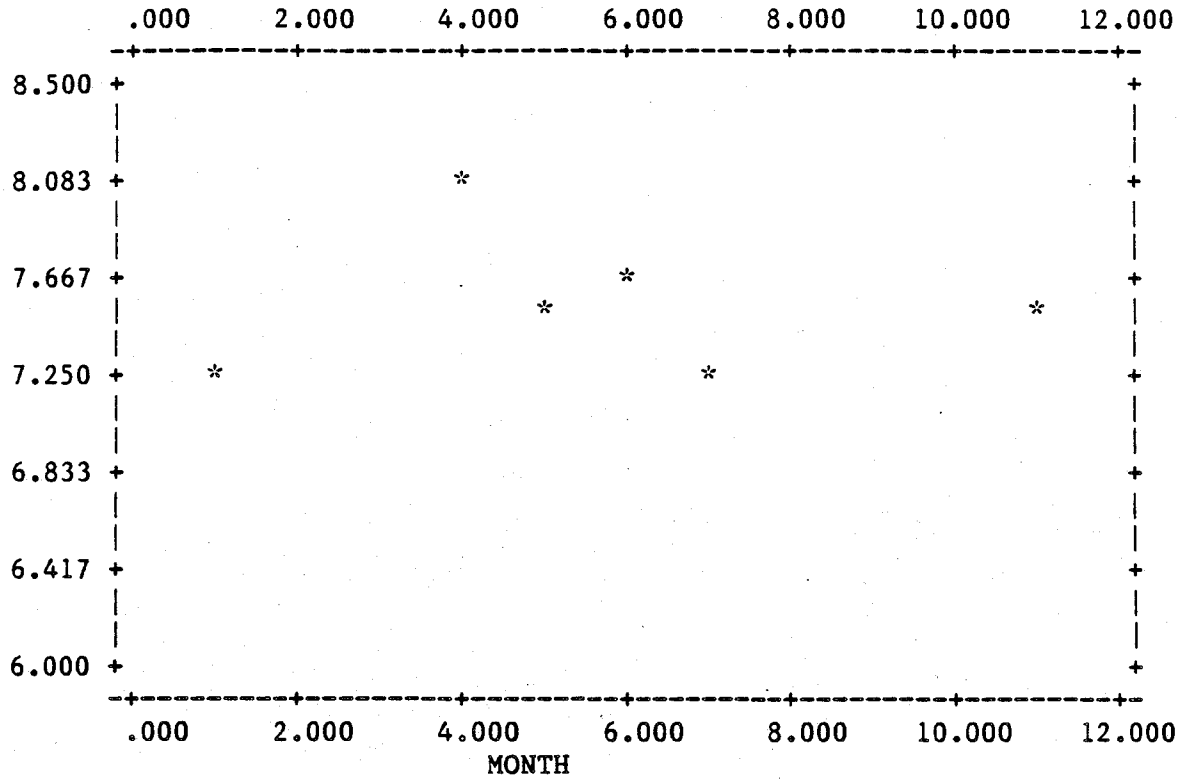

WELL = 2.00

AVGPH IS PLOTTED WITH AN '*'

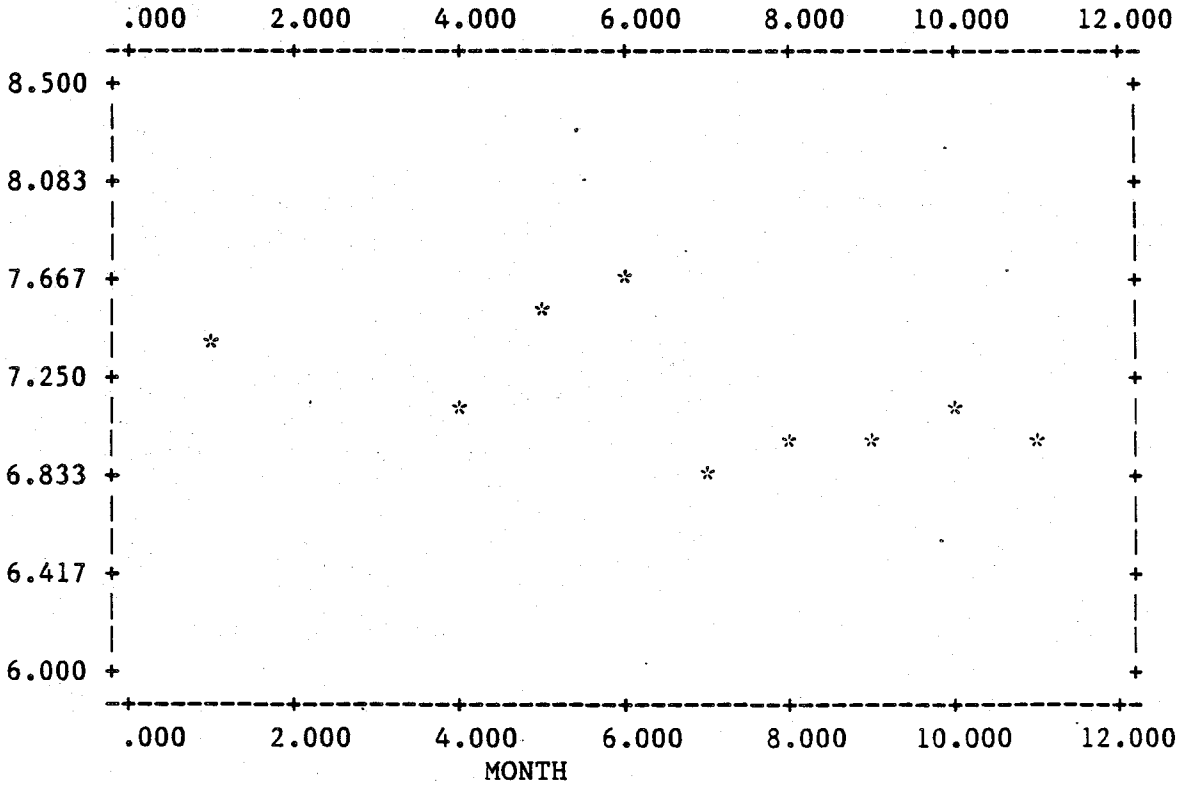

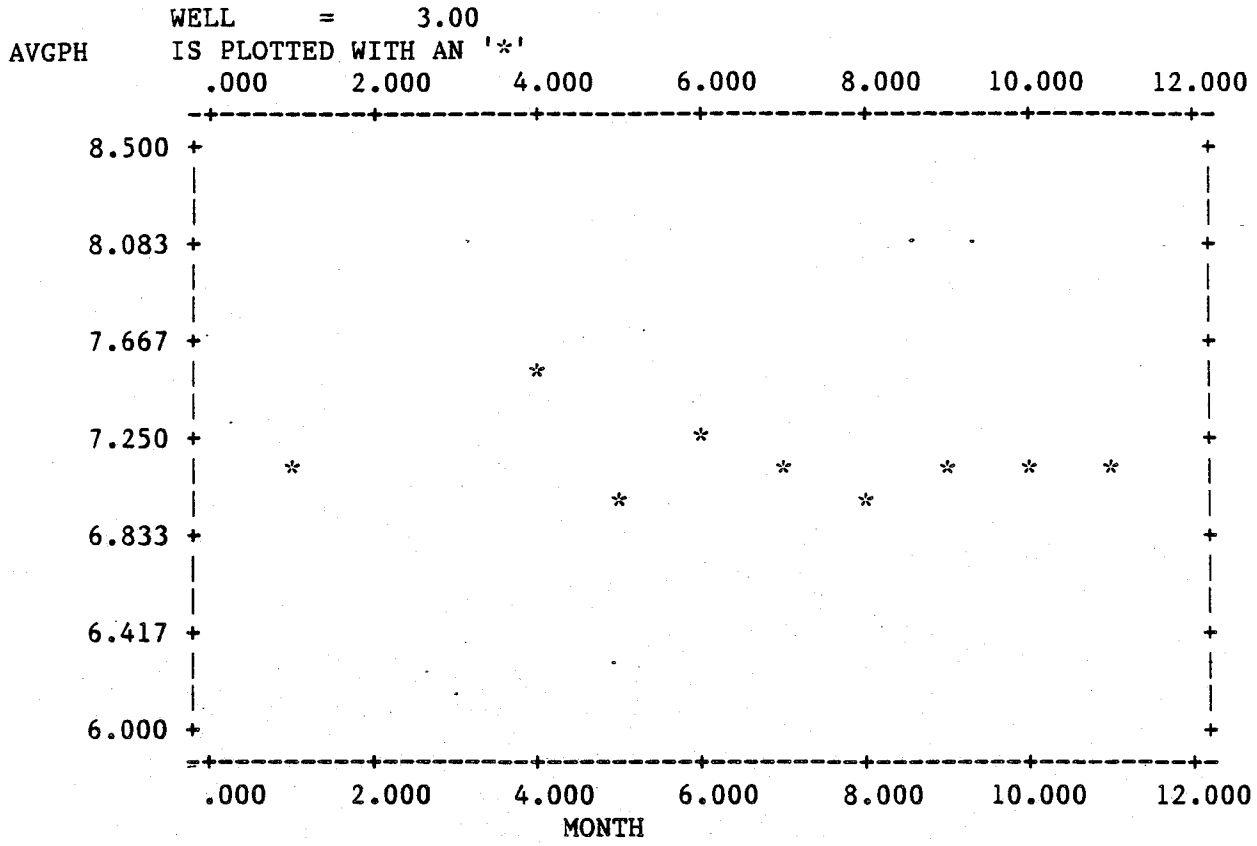
WELL = 3.00
AVGPH IS PLOTTED WITH AN '*'
.000 2.000 4.000 6.000 8.000 10.000 12.000
8.500
8.083
7.667
7.250
6.833
6.417
6.000
MONTH

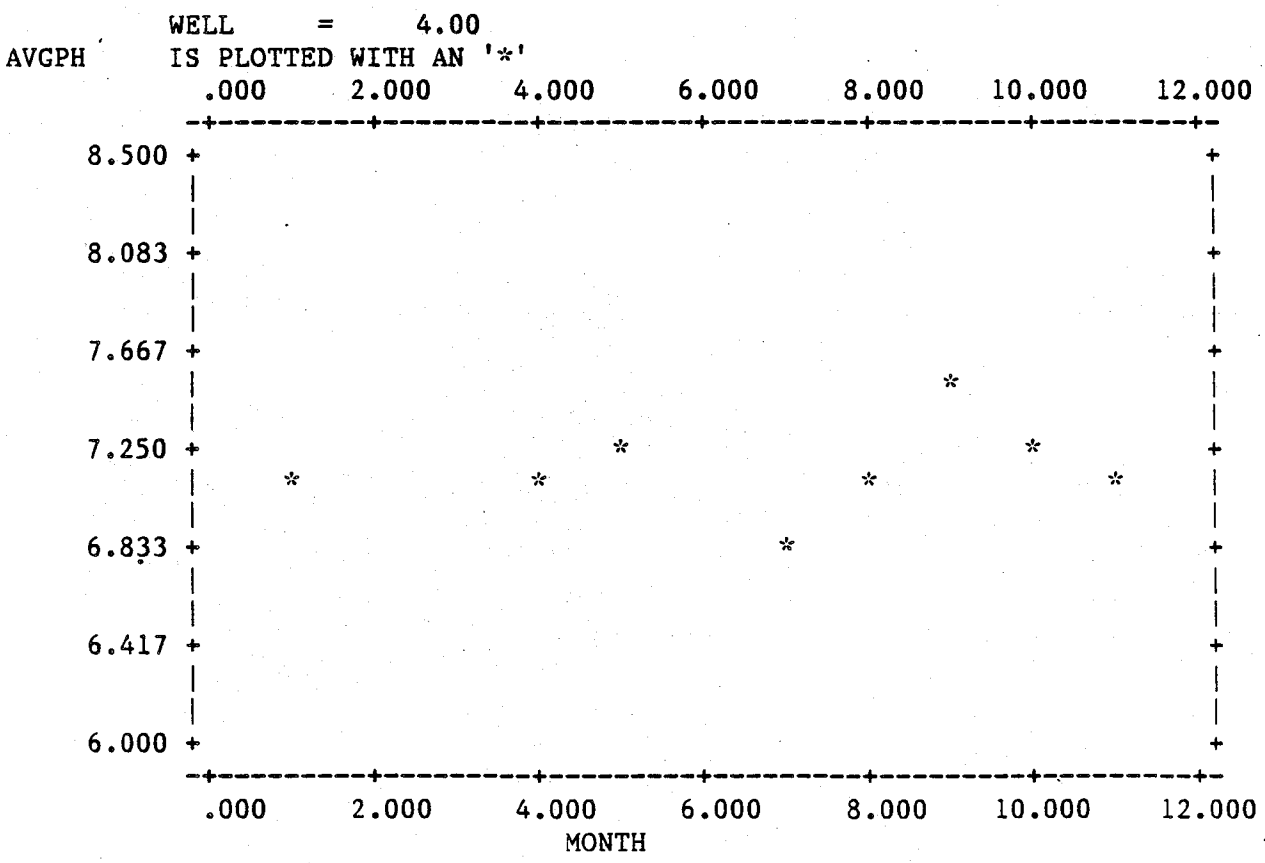
WELL = 4.00
AVGPH IS PLOTTED WITH AN '*'
.000 2.000 4.000 6.000 8.000 10.000 12.000
8.500
8.083
7.667
7.250
6.833
6.417
6.000
MONTH

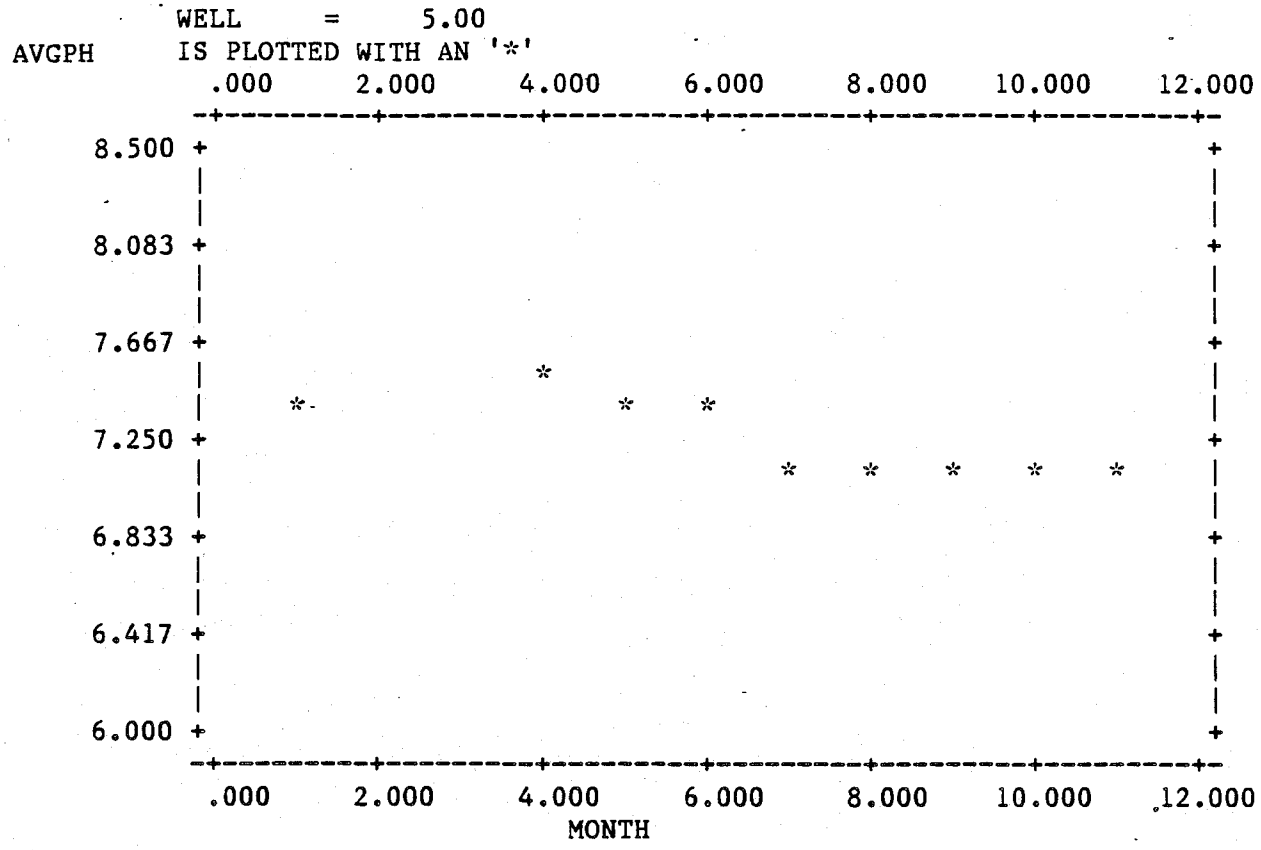
WELL = 5.00
AVGPH IS PLOTTED WITH AN '*'
.000 2.000 4.000 6.000 8.000 10.000 12.000
8.500
8.083
7.667
7.250
6.833
6.417
6.000
MONTH

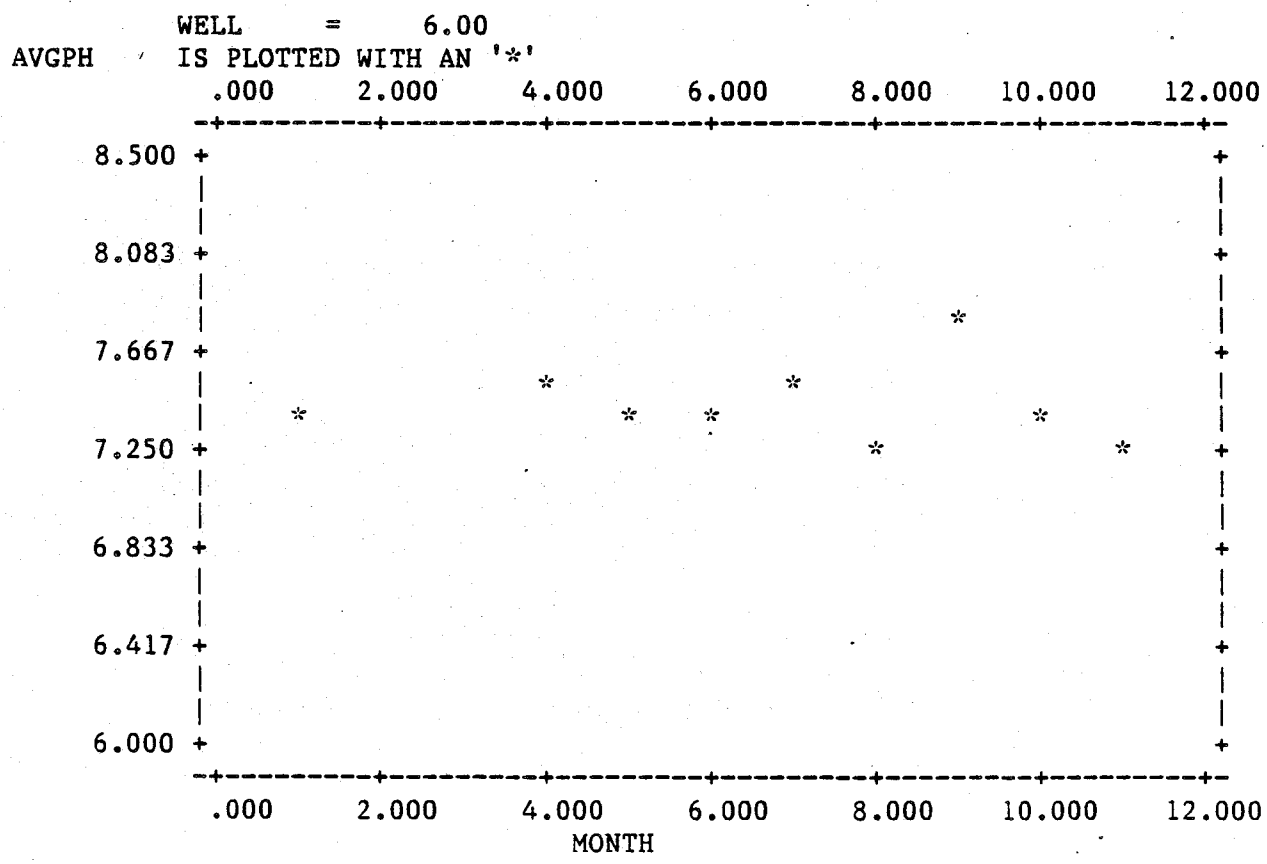
WELL = 6.00
AVGPH IS PLOTTED WITH AN '*'
.000 2.000 4.000 6.000 8.000 10.000 12.000
8.500
8.083
7.667
7.250
6.833
6.417
6.000
MONTH

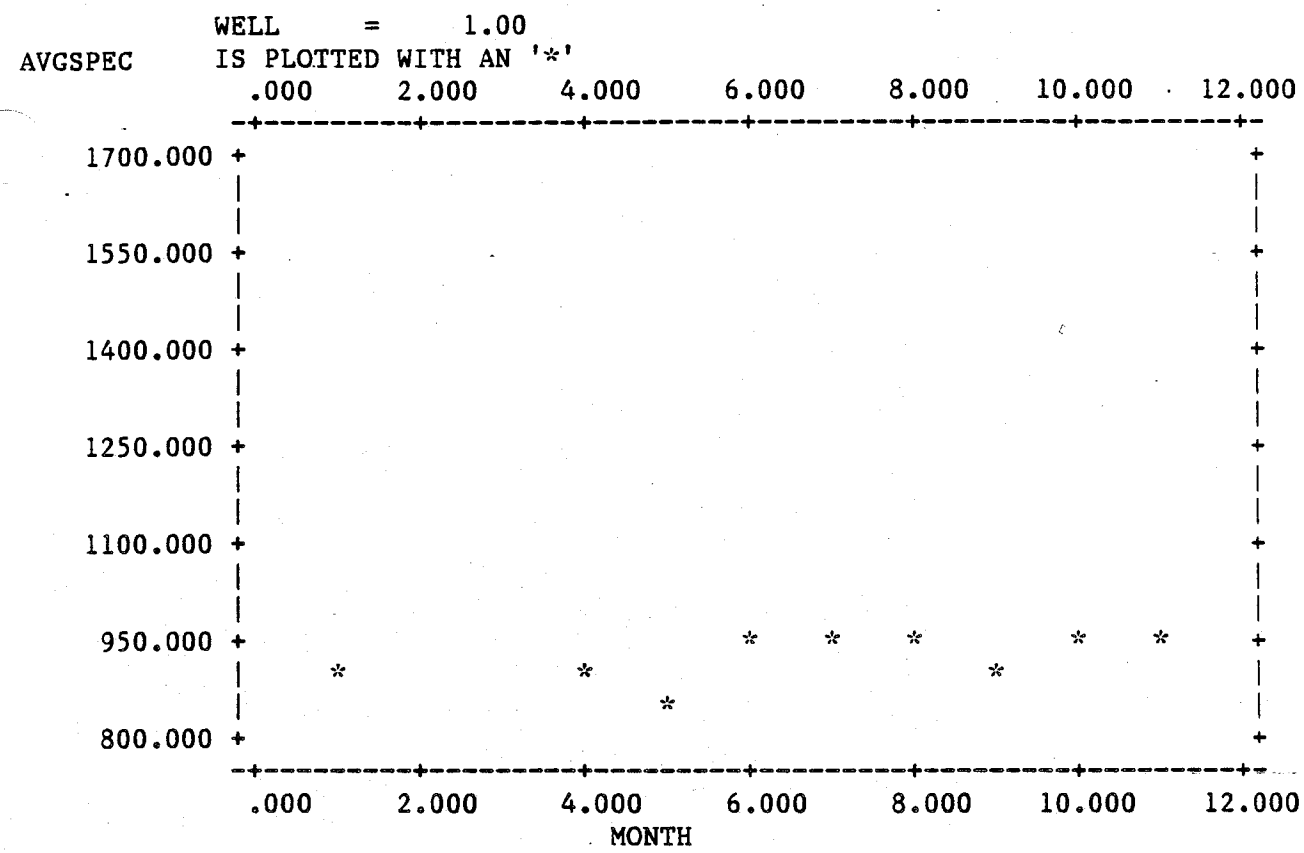
WELL = 1.00
AVGSPEC
IS PLOTTED WITH AN '*'
.000 2.000 4.000 6.000 8.000 10.000 12.000
1700.000
1550.000
1400.000
1250.000
1100.000
950.000
800.000
MONTH

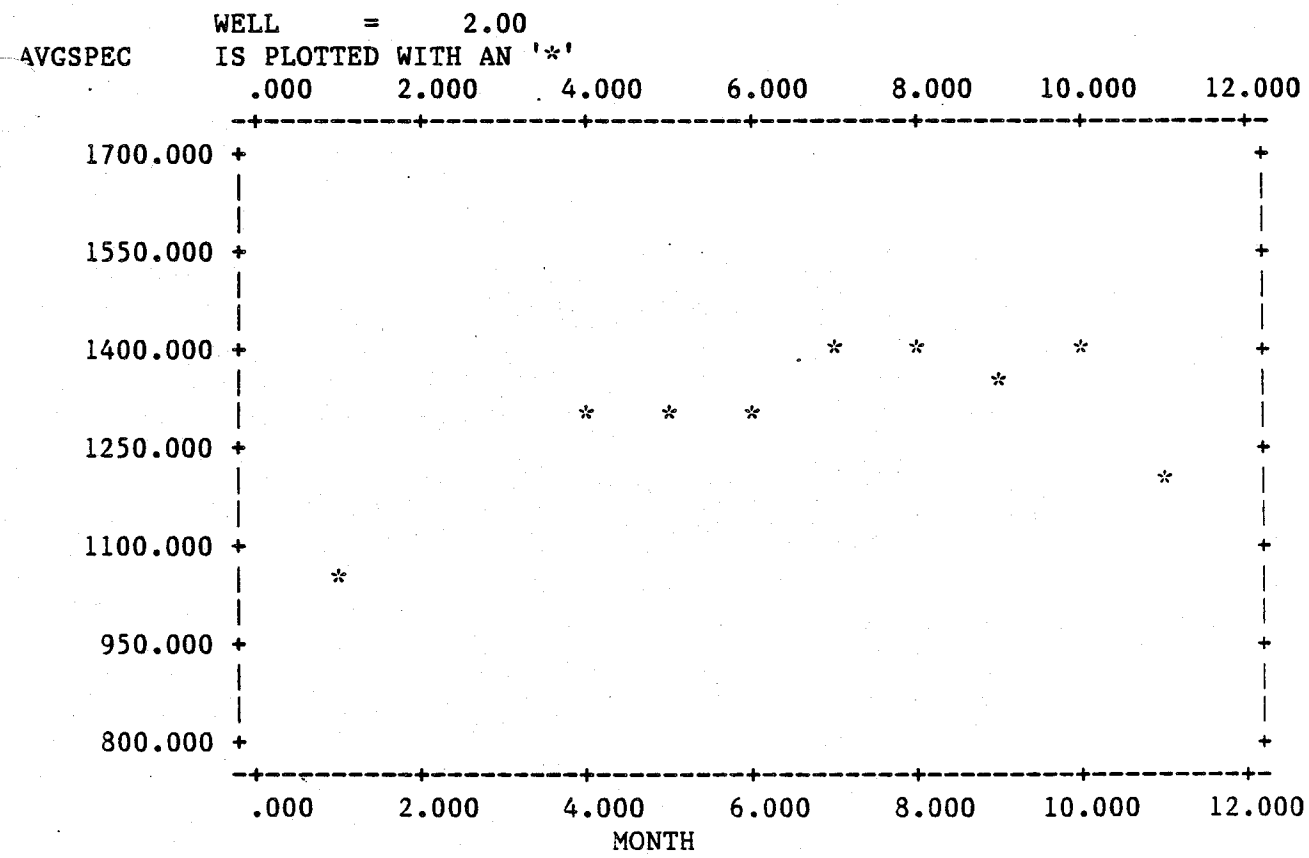
WELL = 2.00
AVGSPEC
IS PLOTTED WITH AN '*'
.000 2.000 4.000 6.000 8.000 10.000 12.000
1700.000
1550.000
1400.000
1250.000
1100.000
950.000
800.000
MONTH

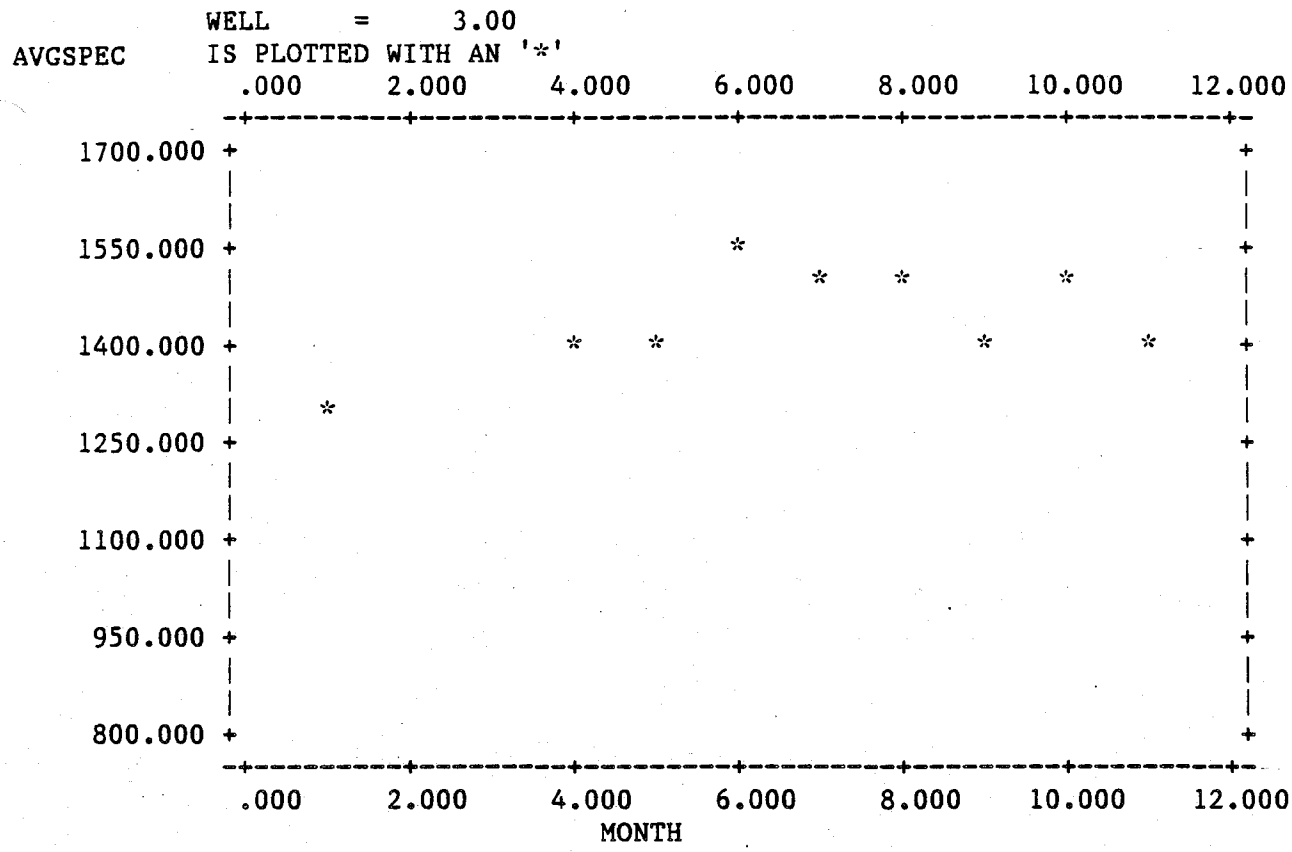
WELL = 3.00
AVGSPEC IS PLOTTED WITH AN '*'
.000 2.000 4.000 6.000 8.000 10.000 12.000
1700.000
1550.000
1400.000
1250.000
1100.000
950.000
800.000
MONTH

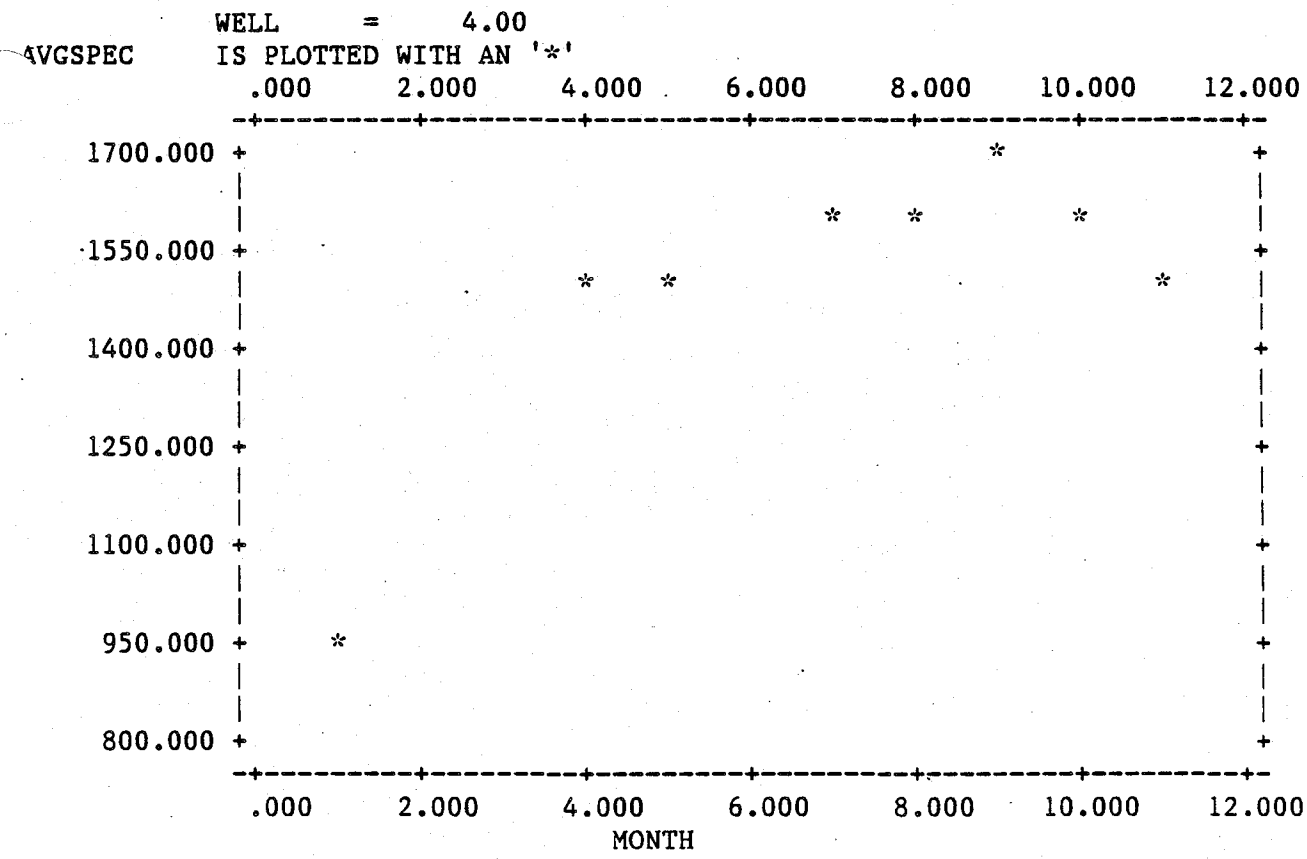
WELL = 4.00
AVGSPEC IS PLOTTED WITH AN '*'
.000 2.000 4.000 6.000 8.000 10.000 12.000
1700.000
1550.000
1400.000
1250.000
1100.000
950.000
800.000
MONTH

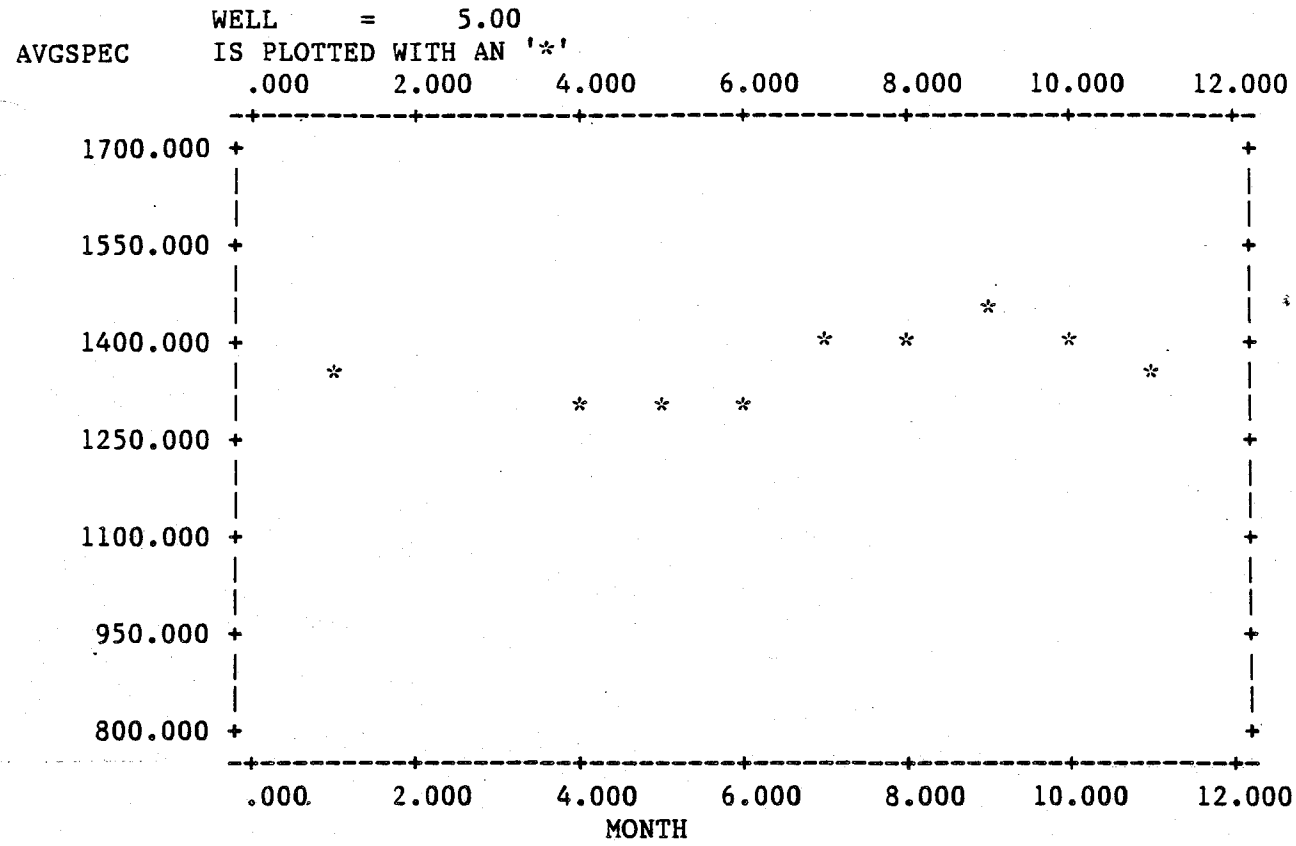
WELL = 5.00
AVGSPEC
IS PLOTTED WITH AN '*'
.000 2.000 4.000 6.000 8.000 10.000 12.000
1700.000
1550.000
1400.000
1250.000
1100.000
950.000
800.000
MONTH

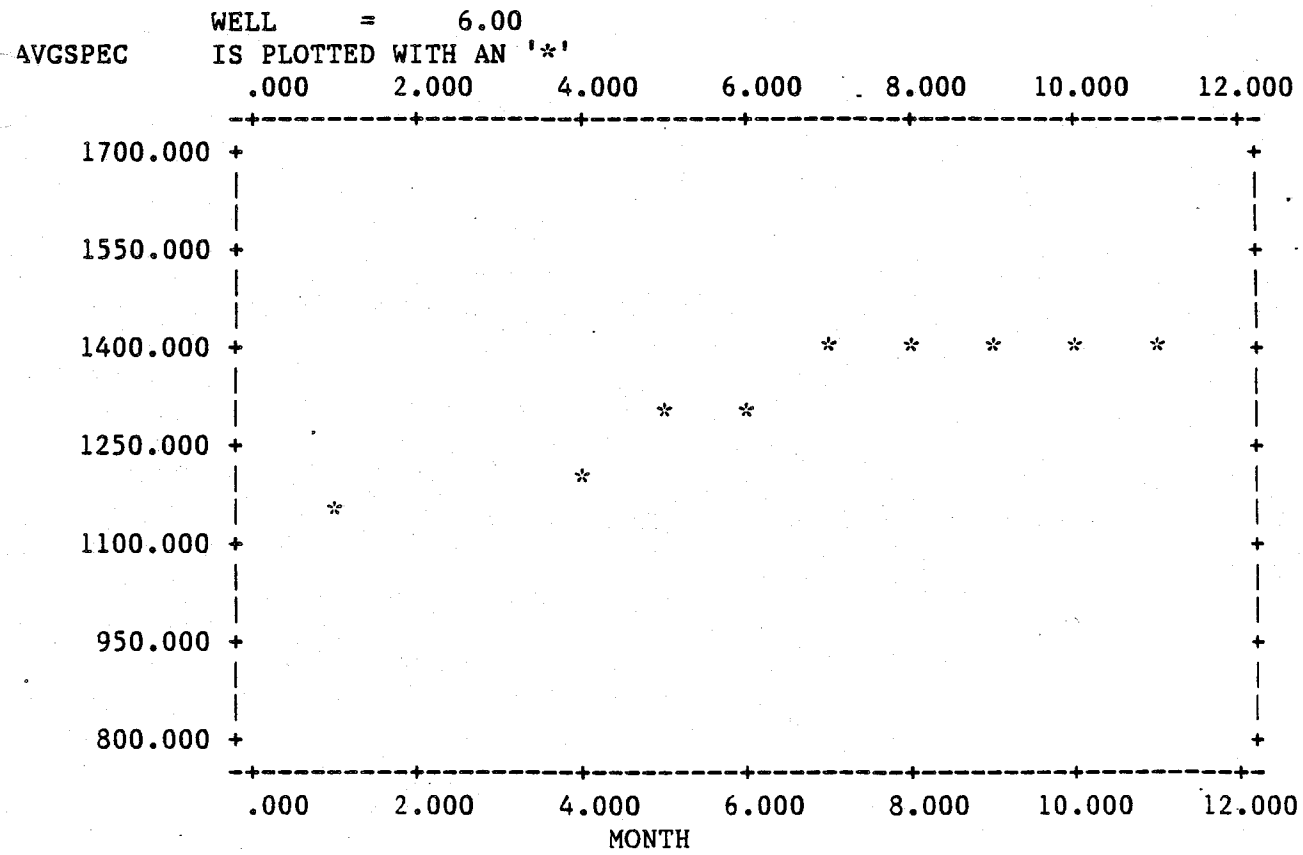
WELL = 6.00
AVGSPEC
IS PLOTTED WITH AN '*'
.000 2.000 4.000 6.000 8.000 10.000 12.000
1700.000
1550.000
1400.000
1250.000
1100.000
950.000
800.000
MONTH

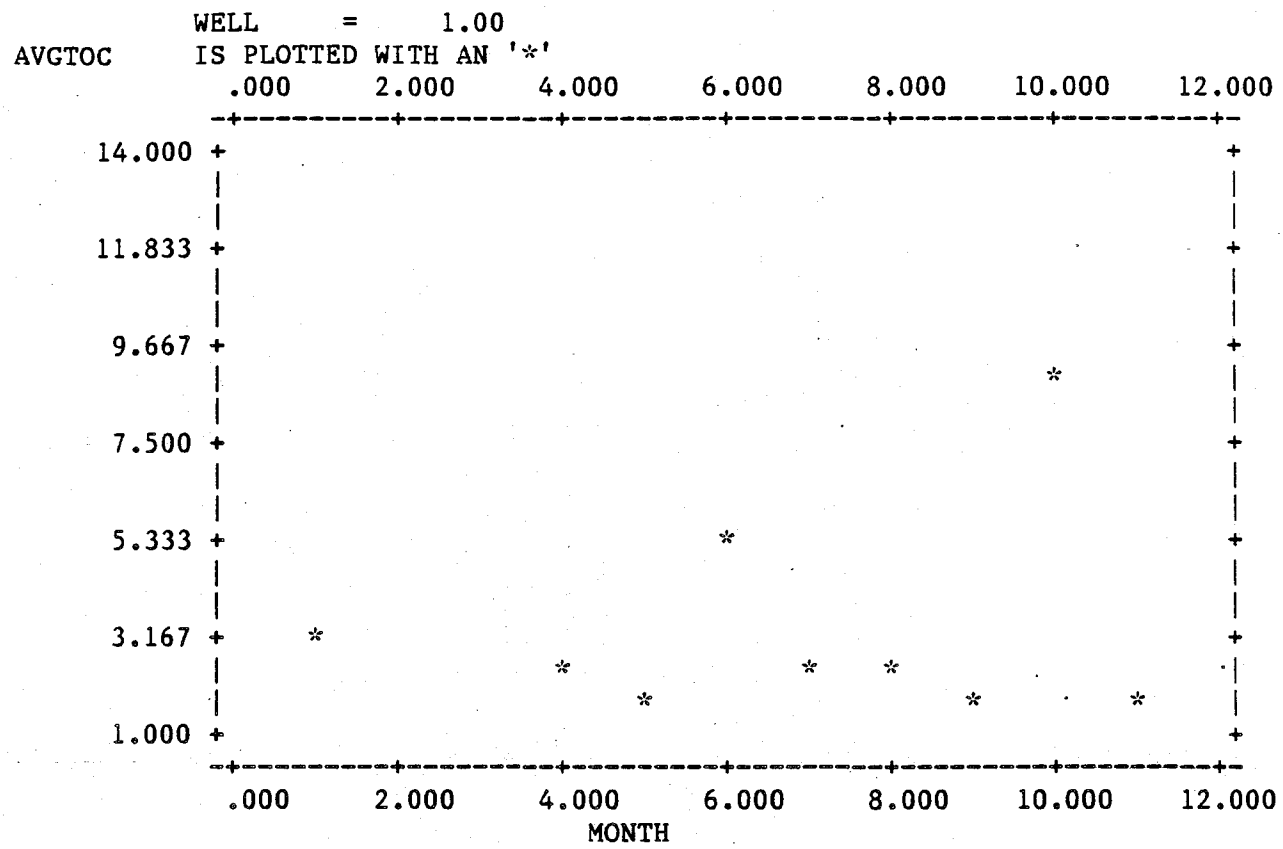
WELL = 1.00
AVGTOC IS PLOTTED WITH AN '*'
.000 2.000 4.000 6.000 8.000 10.000 12.000
14.000
11.833
9.667
7.500
5.333
3.167
1.000
MONTH

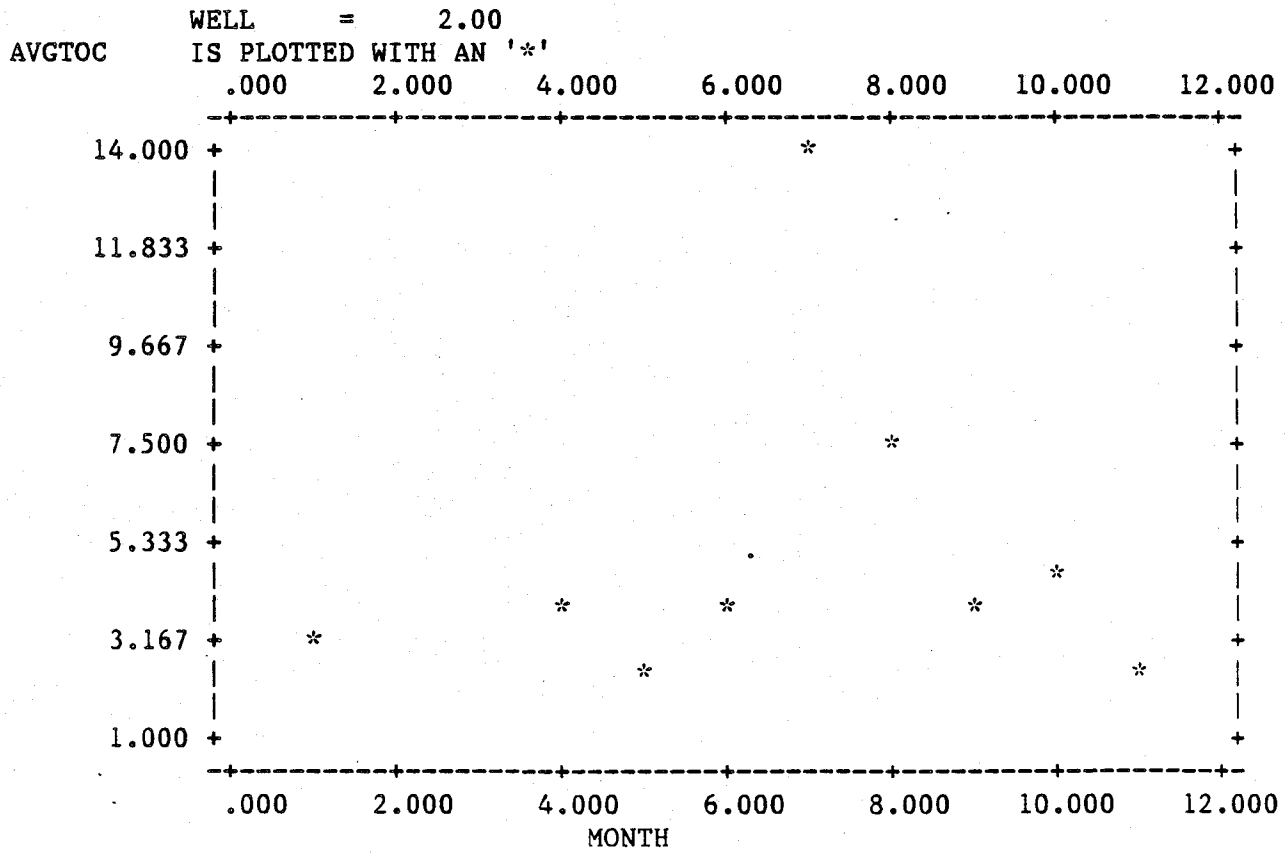
WELL = 2.00
AVGTOC IS PLOTTED WITH AN '*'
.000 2.000 4.000 6.000 8.000 10.000 12.000
14.000
11.833
9.667
7.500
5.333
3.167
1.000
MONTH

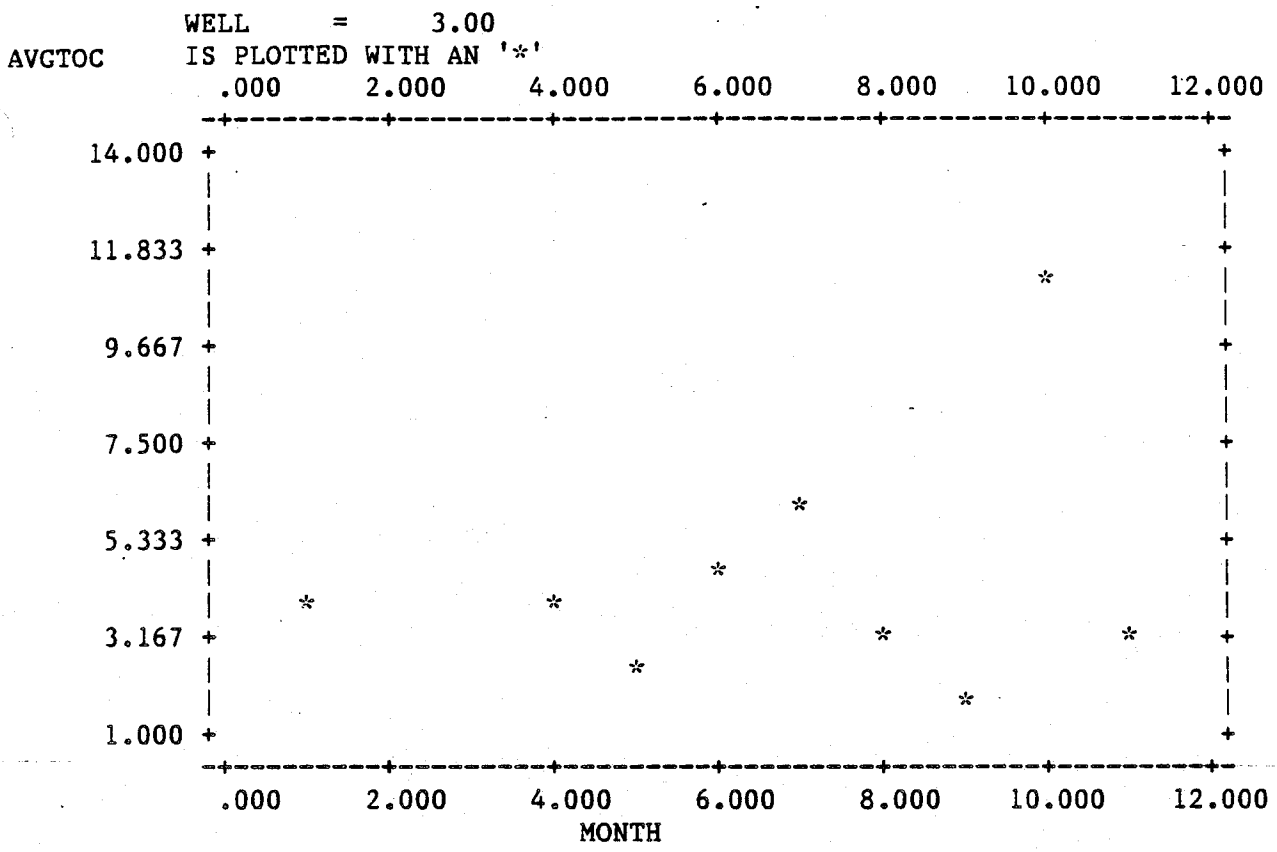
WELL = 3.00
AVGTOC IS PLOTTED WITH AN '*'
.000 2.000 4.000 6.000 8.000 10.000 12.000
14.000
11.833
9.667
7.500
5.333
3.167
1.000
MONTH

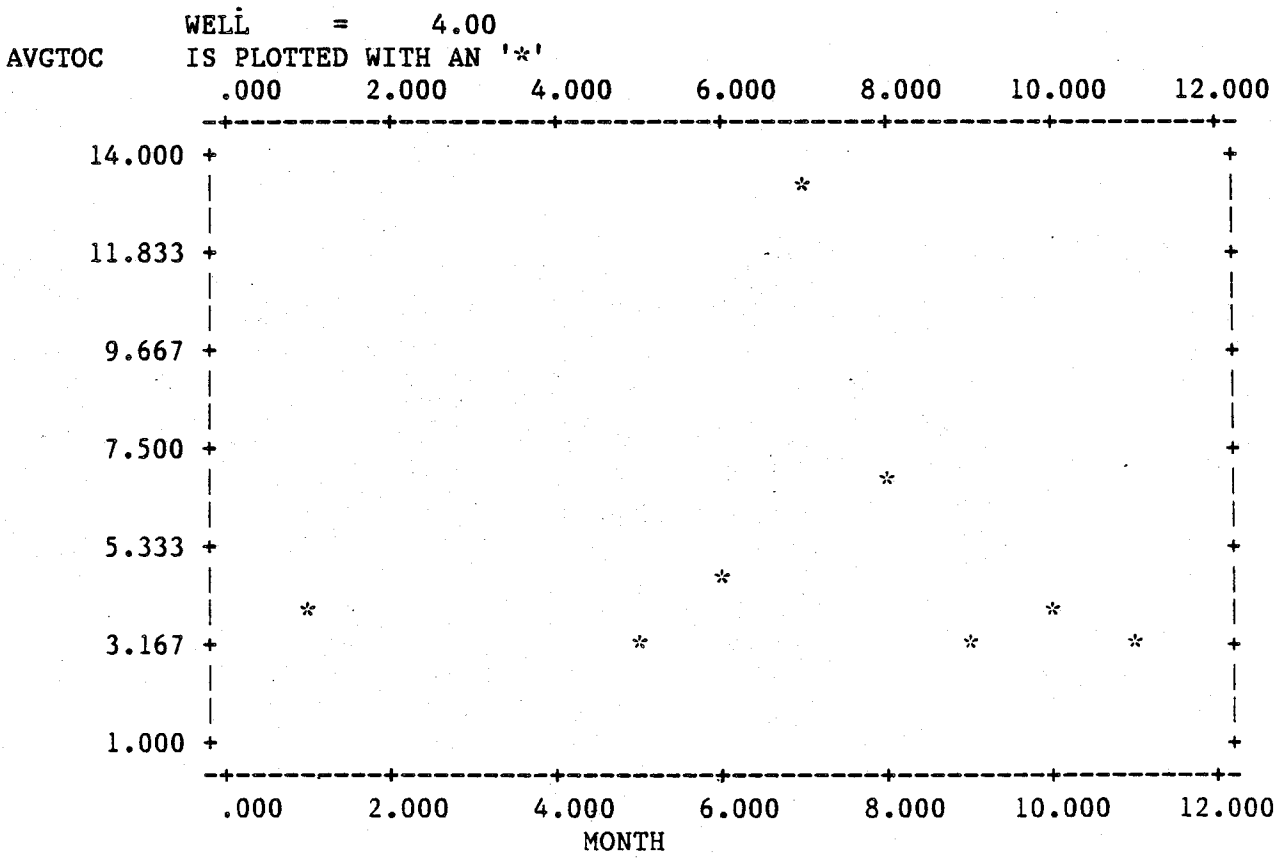
WELL = 4.00
AVGTOC IS PLOTTED WITH AN '*'
.000 2.000 4.000 6.000 8.000 10.000 12.000
14.000
11.833
9.667
7.500
5.333
3.167
1.000
MONTH

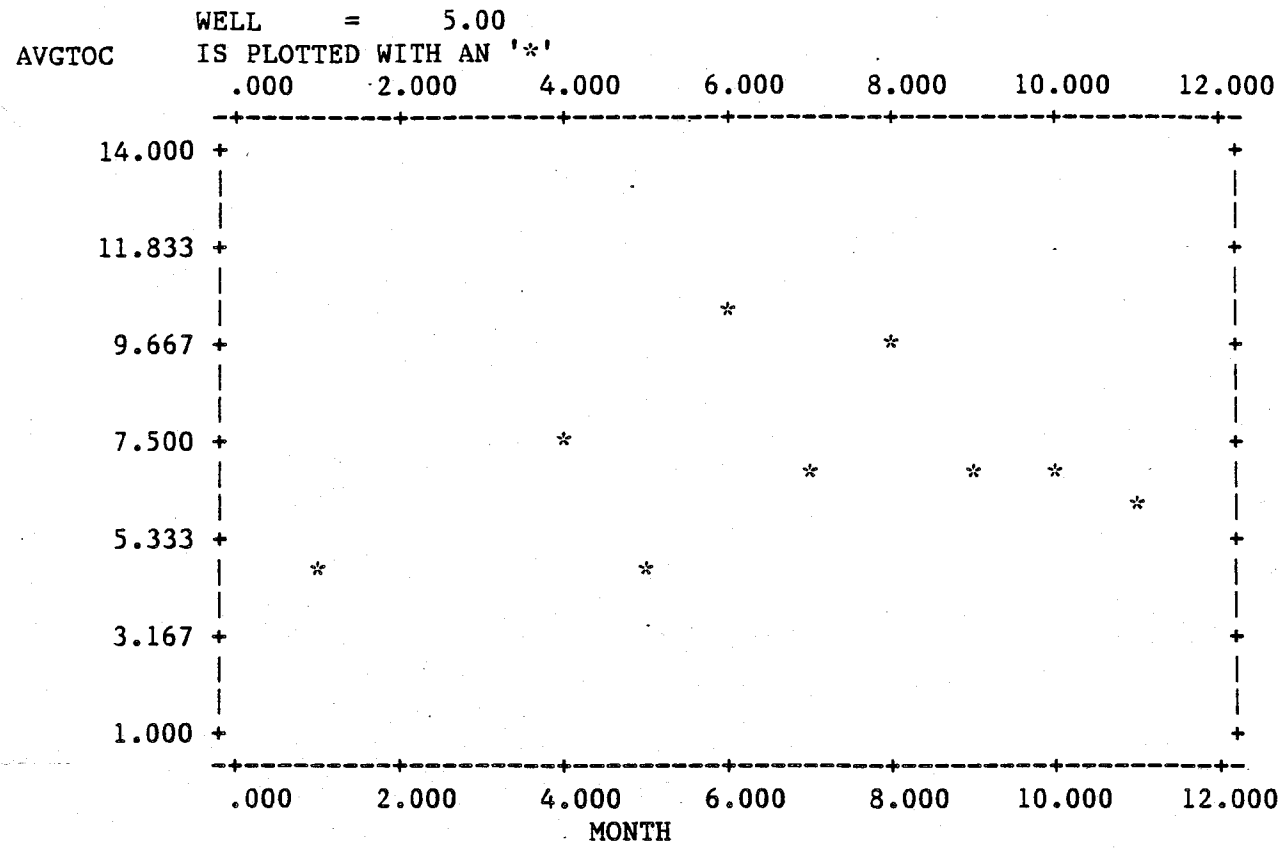
WELL = 5.00
AVGTOC IS PLOTTED WITH AN '*'
.000 2.000 4.000 6.000 8.000 10.000 12.000
14.000
11.833
9.667
7.500
5.333
3.167
1.000
MONTH

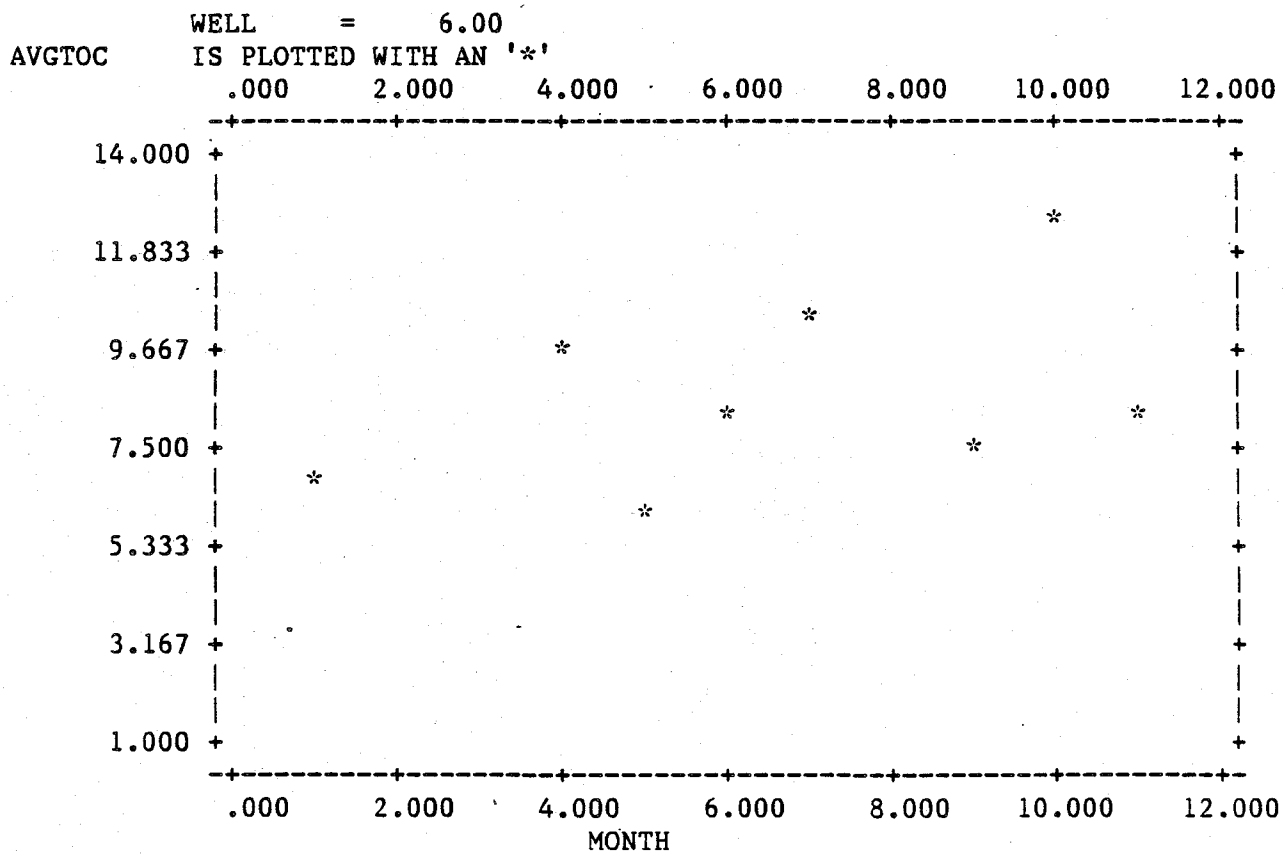
WELL = 6.00
AVGTOC IS PLOTTED WITH AN '*'
.000 2.000 4.000 6.000 8.000 10.000 12.000
14.000
11.833
9.667
7.500
5.333
3.167
1.000
MONTH

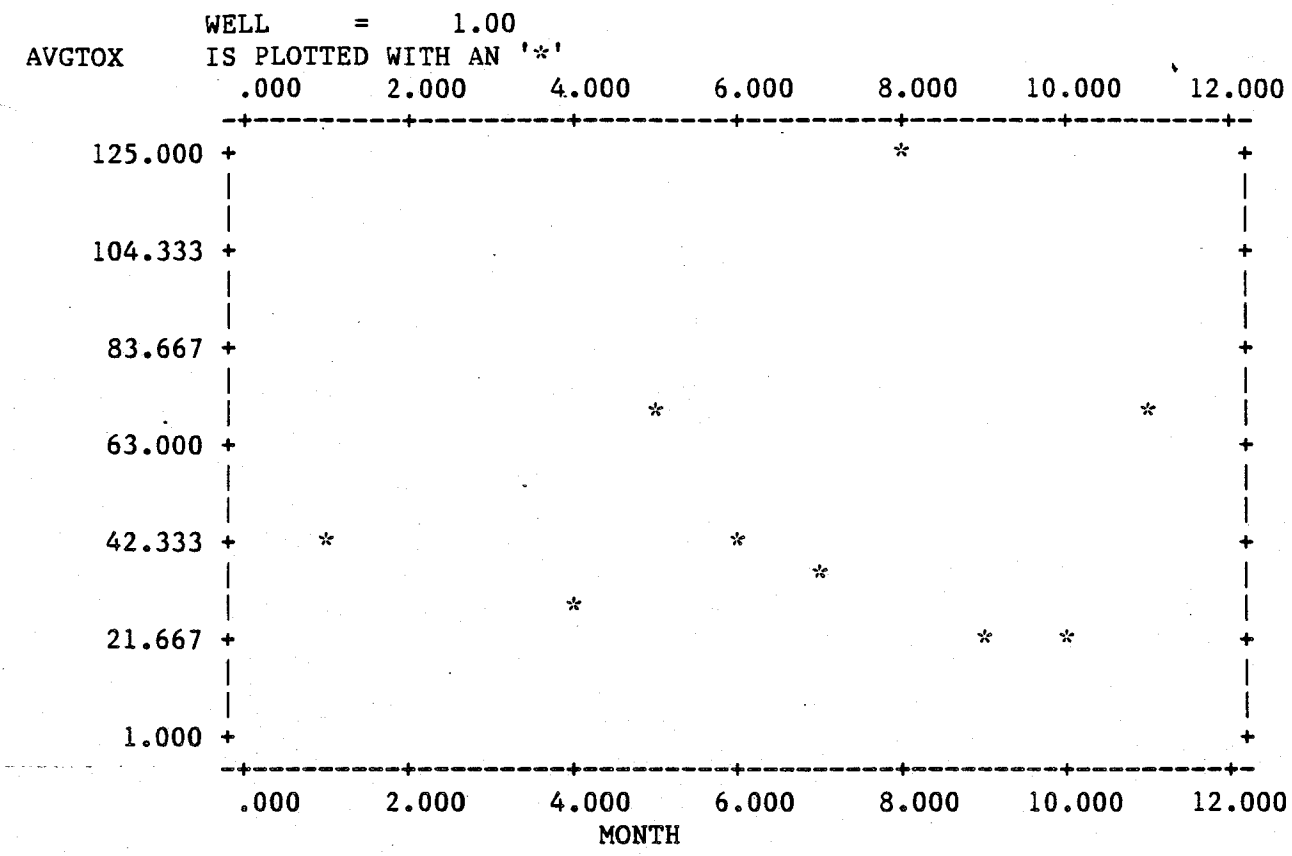
WELL = 1.00
AVGTOX
IS PLOTTED WITH AN '*'
.000 2.000 4.000 6.000 8.000 10.000 12.000
125.000
104.333
83.667
63.000
42.333
21.667
1.000
MONTH

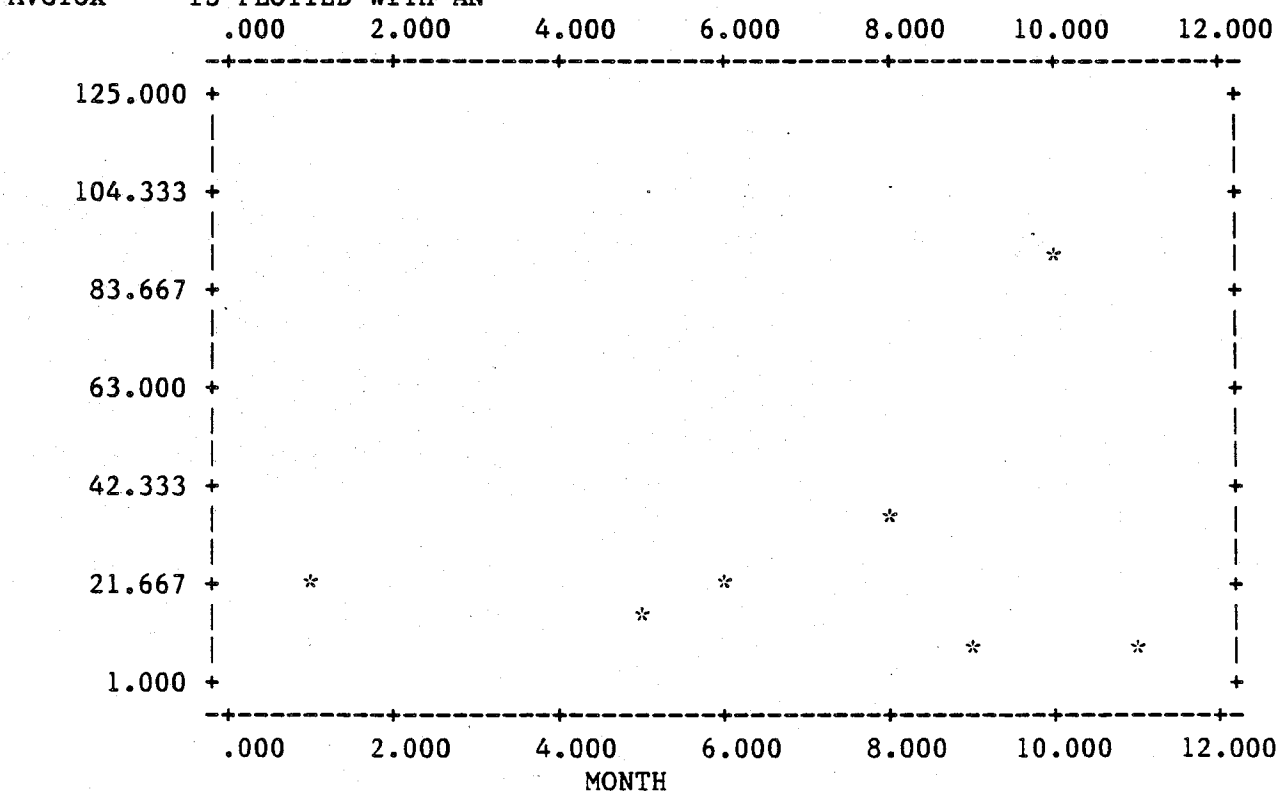
WELL = 2.00
AVGTOX
IS PLOTTED WITH AN '*'
.000 2.000 4.000 6.000 8.000 10.000 12.000
125.000
104.333
83.667
63.000
42.333
21.667
1.000
MONTH

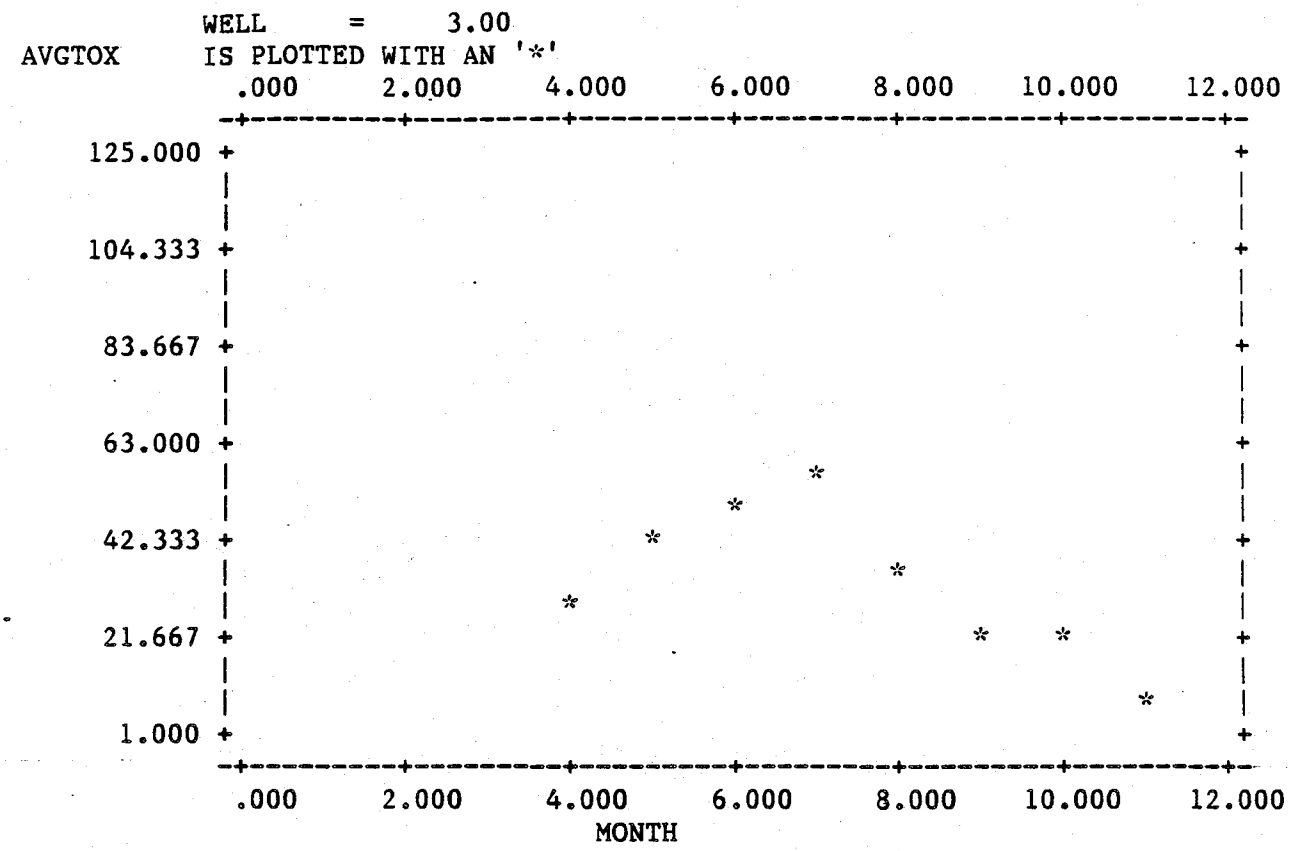
WELL = 3.00
AVGTOX IS PLOTTED WITH AN '*'
.000 2.000 4.000 6.000 8.000 10.000 12.000
125.000
104.333
83.667
63.000
42.333
21.667
1.000
MONTH

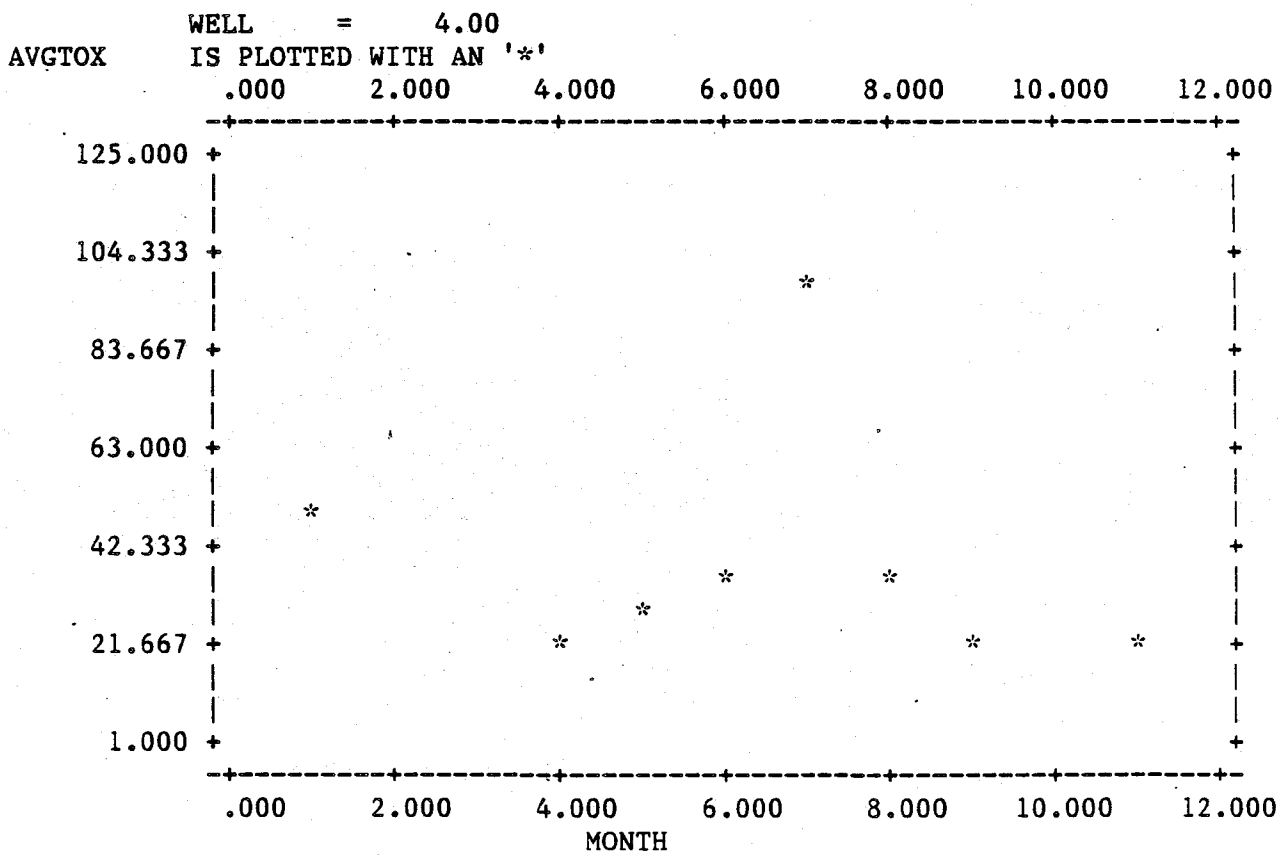
WELL = 4.00
AVGTOX IS PLOTTED WITH AN '*'
.000 2.000 4.000 6.000 8.000 10.000 12.000
125.000
104.333
83.667
63.000
42.333
21.667
1.000
MONTH

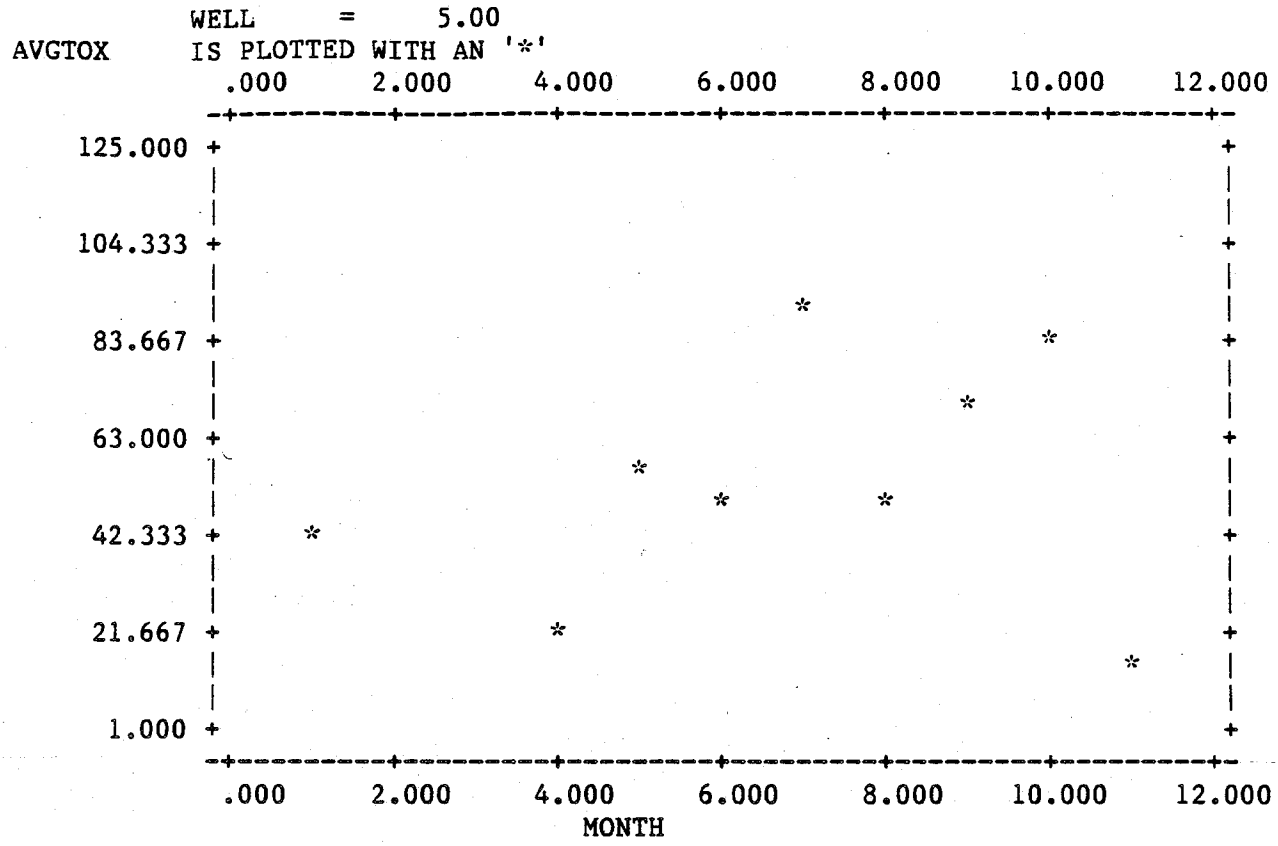
WELL = 5.00
AVGTOX IS PLOTTED WITH AN '*'
.000 2.000 4.000 6.000 8.000 10.000 12.000
125.000
104.333
83.667
63.000
42.333
21.667
1.000
MONTH

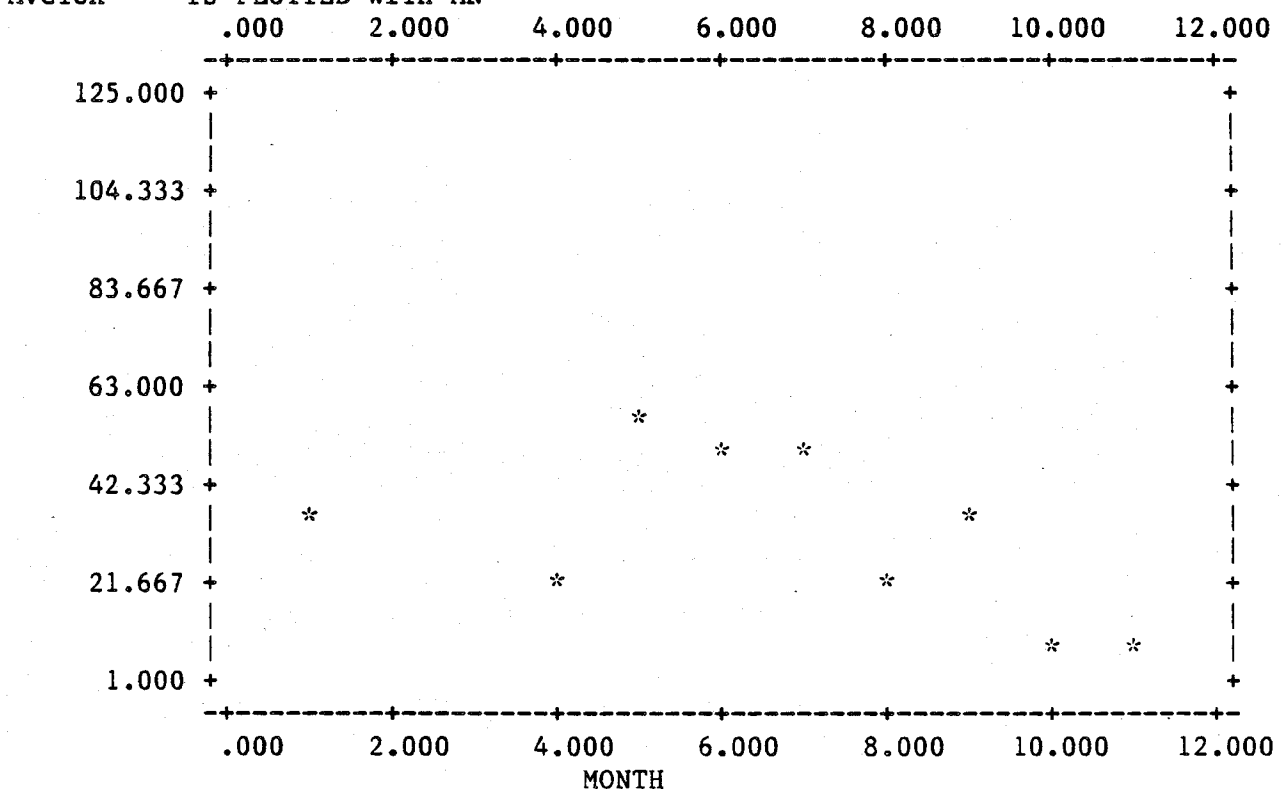
WELL = 6.00
AVGTOX IS PLOTTED WITH AN '*'
.000 2.000 4.000 6.000 8.000 10.000 12.000
125.000
104.333
83.667
63.000
42.333
21.667
1.000
MONTH

WELL = 1.00
RA226 IS PLOTTED WITH AN '*'

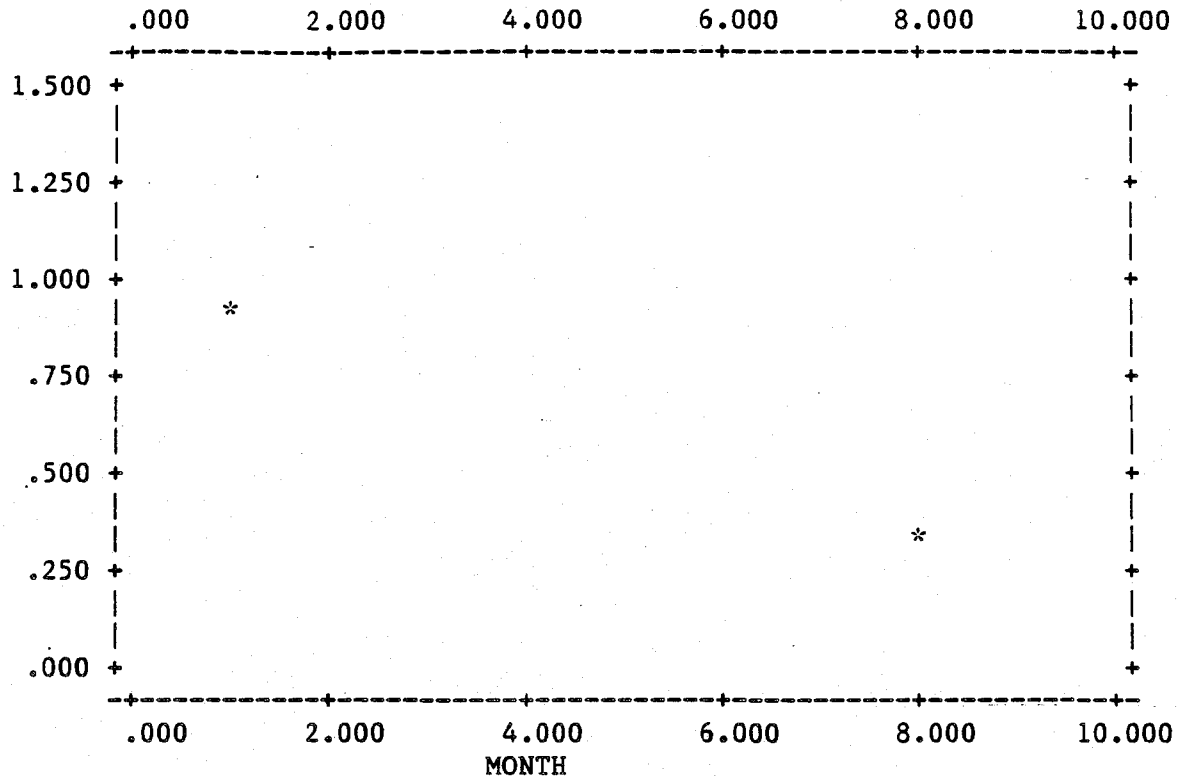

E FOLLOWING RESULTS ARE FOR:
WELL = 1.00
GRSALPHA IS PLOTTED WITH AN '*'

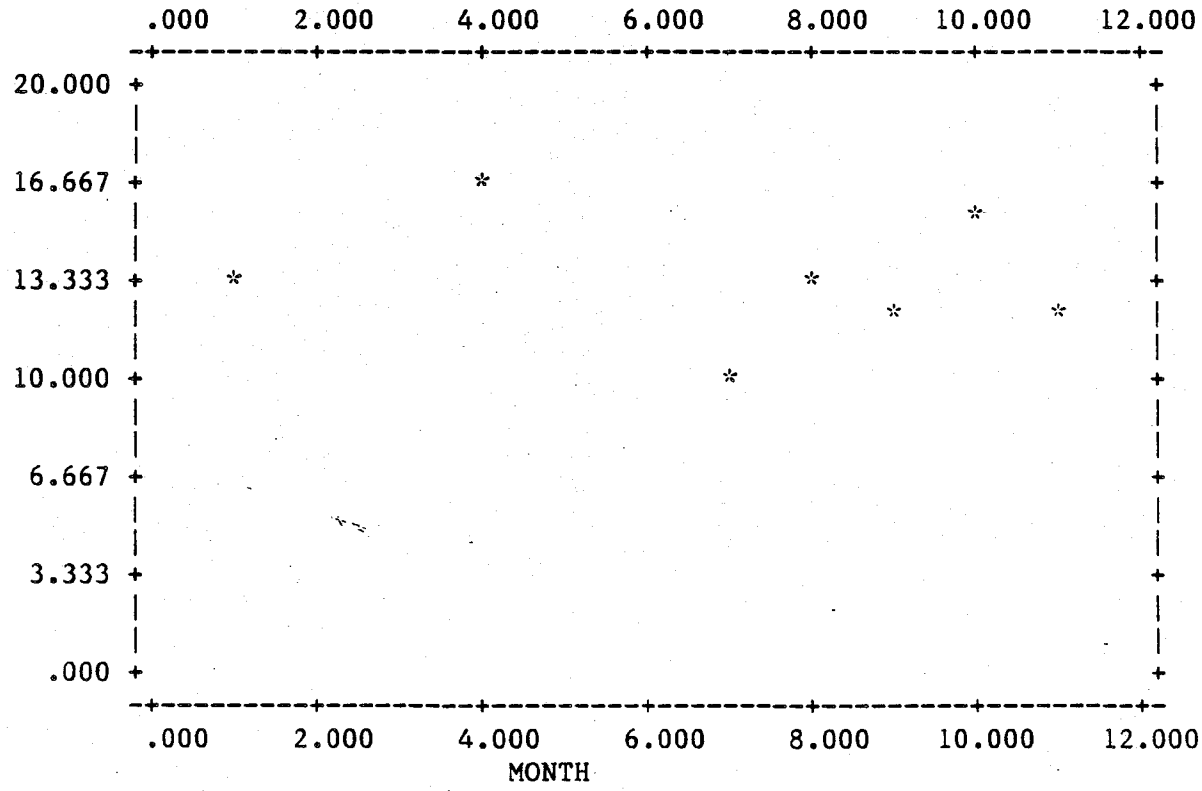

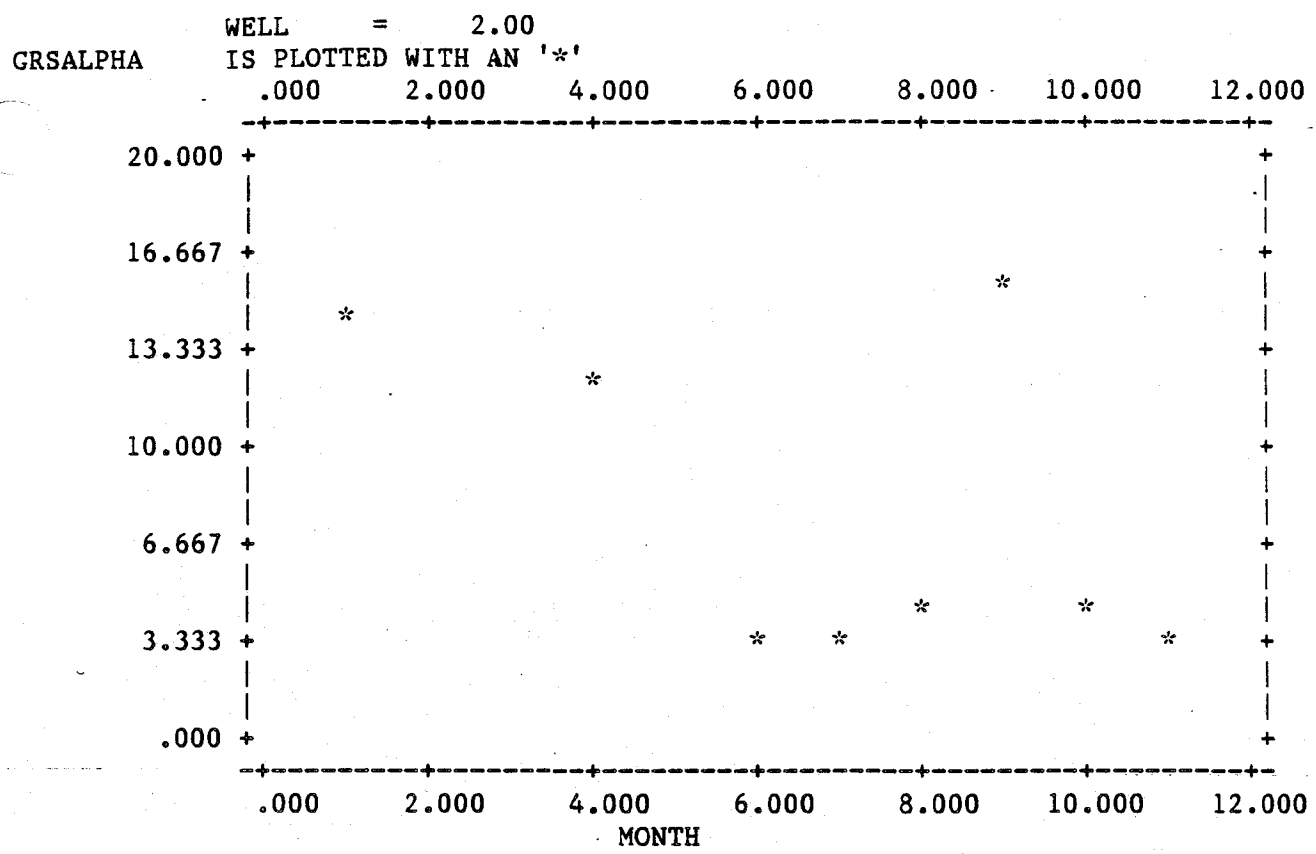
WELL = 2.00
GRSALPHA
IS PLOTTED WITH AN '*'
.000 2.000 4.000 6.000 8.000 10.000 12.000
20.000
16.667
13.333
10.000
6.667
3.333
.000
MONTH

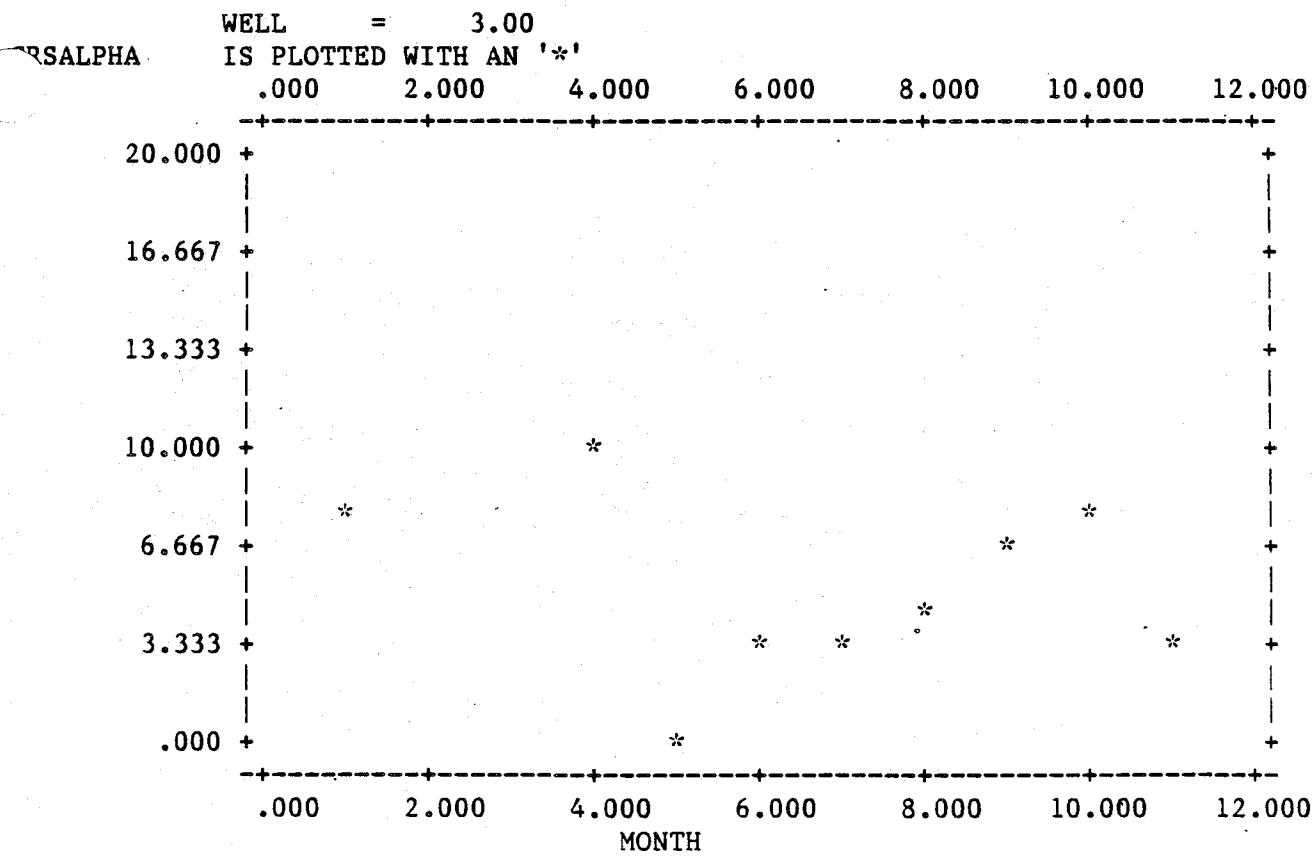
WELL = 3.00
GRSALPHA
IS PLOTTED WITH AN '*'
.000 2.000 4.000 6.000 8.000 10.000 12.000
20.000
16.667
13.333
10.000
6.667
3.333
.000
MONTH

WELL = 4.00

GRSALPHA IS PLOTTED WITH AN '*'

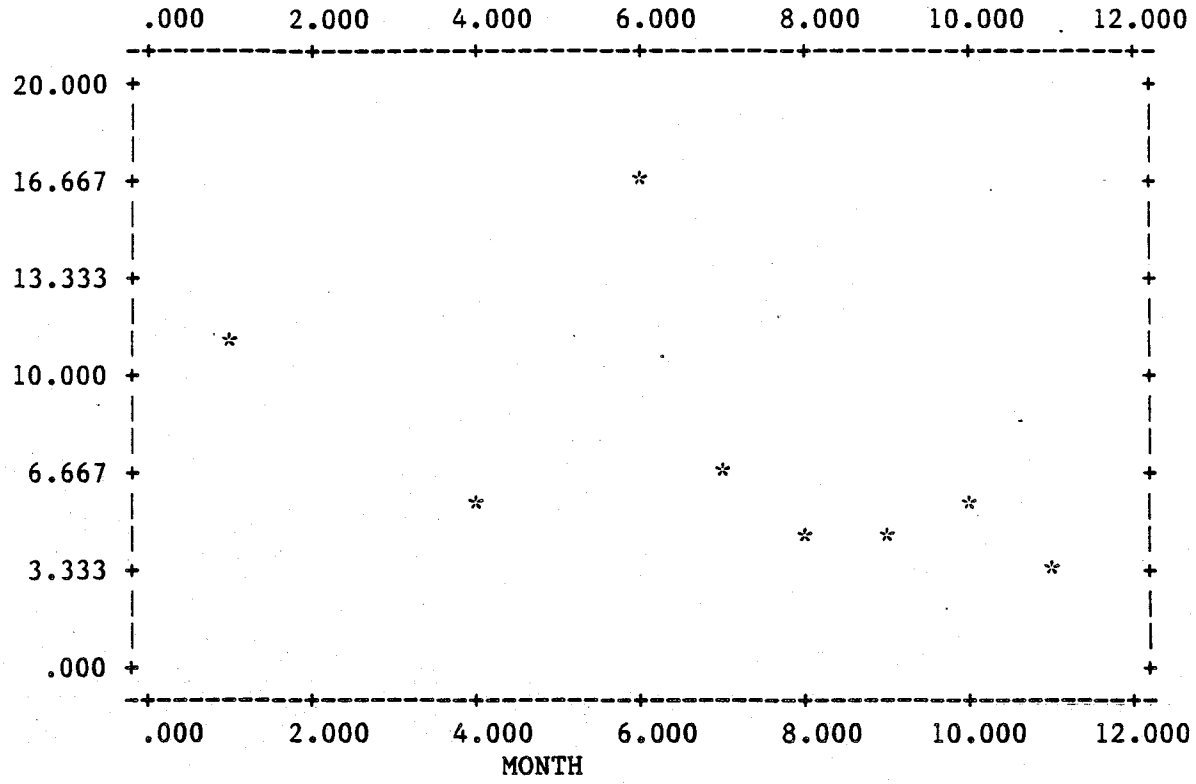

WELL = 5.00

GRSALPHA IS PLOTTED WITH AN '*'

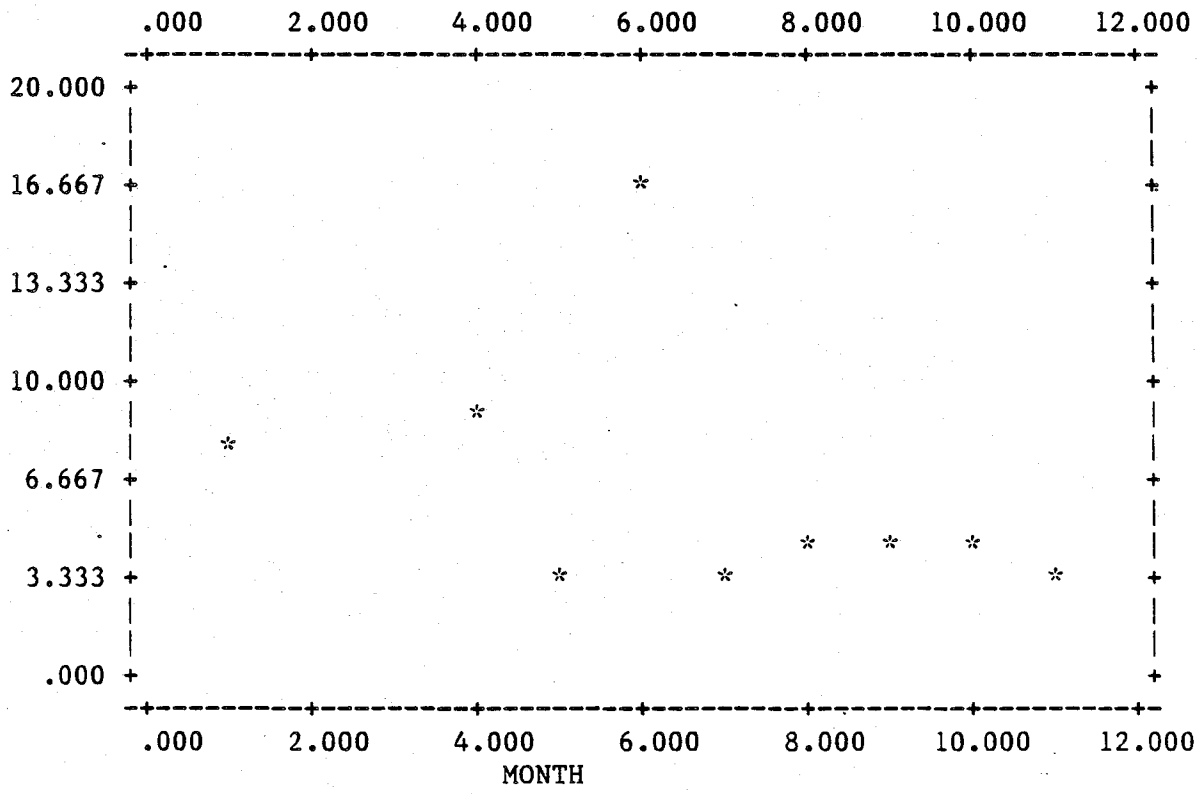

WELL = 6.00
GRSALPHA IS PLOTTED WITH AN '*'

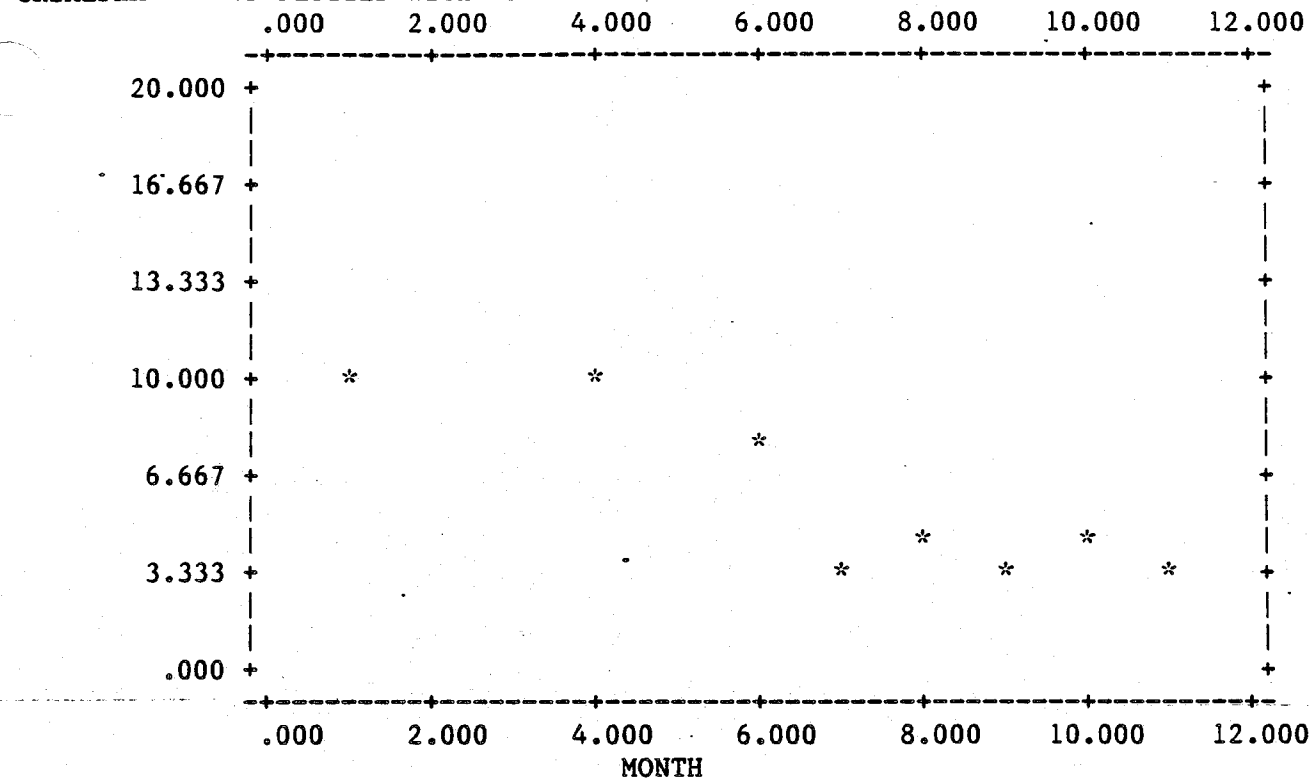

WELL = 1.00
GRSBETA IS PLOTTED WITH AN '*'

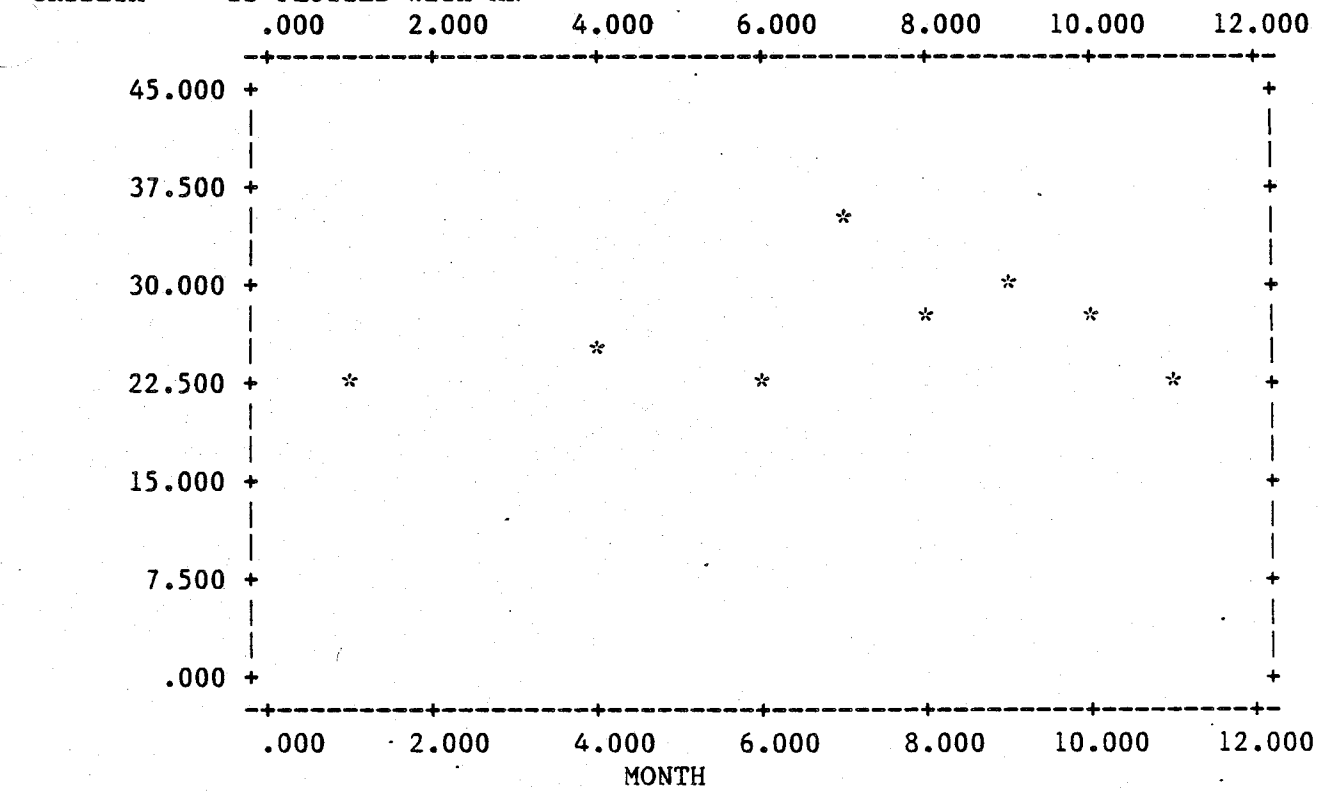

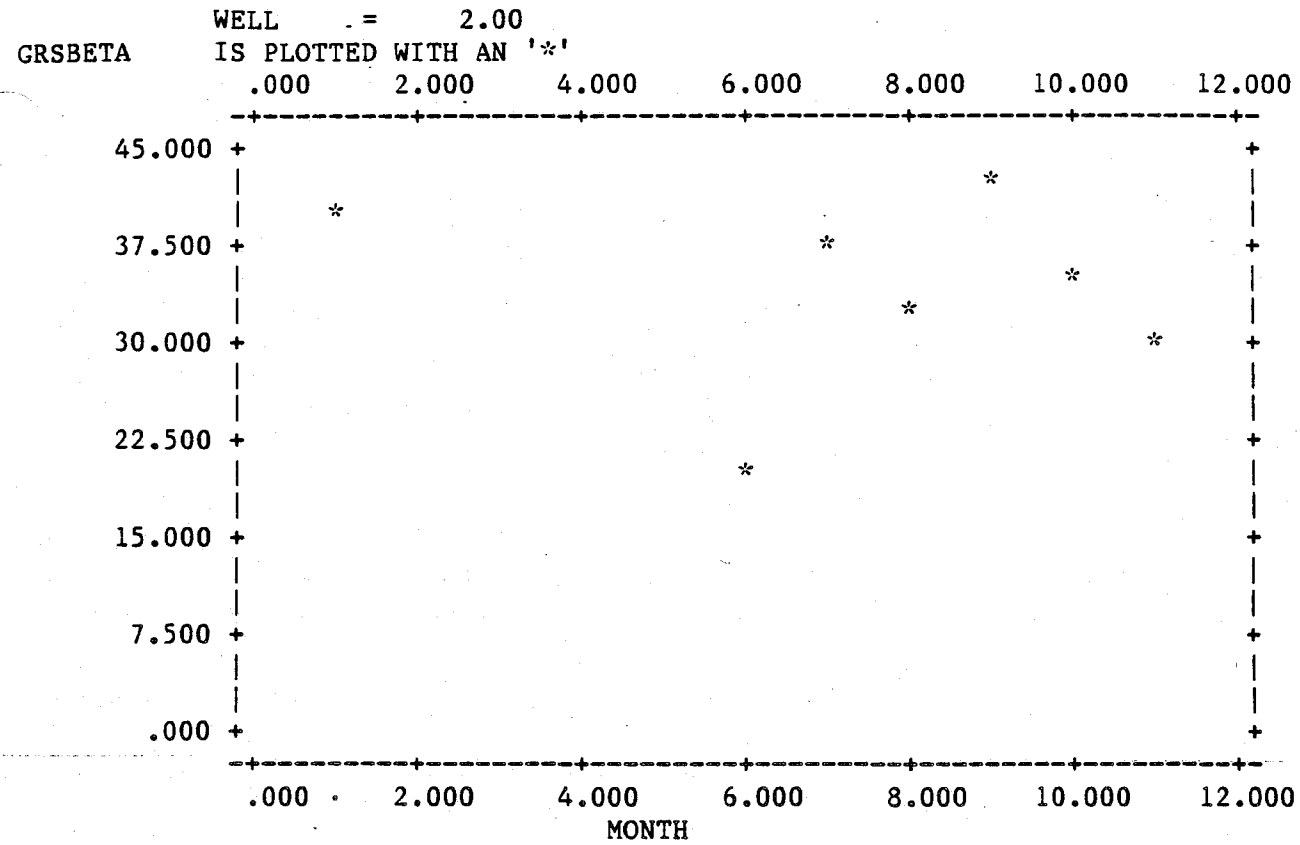
WELL = 2.00
GRSBETA
IS PLOTTED WITH AN '*'
.000 2.000 4.000 6.000 8.000 10.000 12.000
45.000
37.500
30.000
22.500
15.000
7.500
.000
MONTH

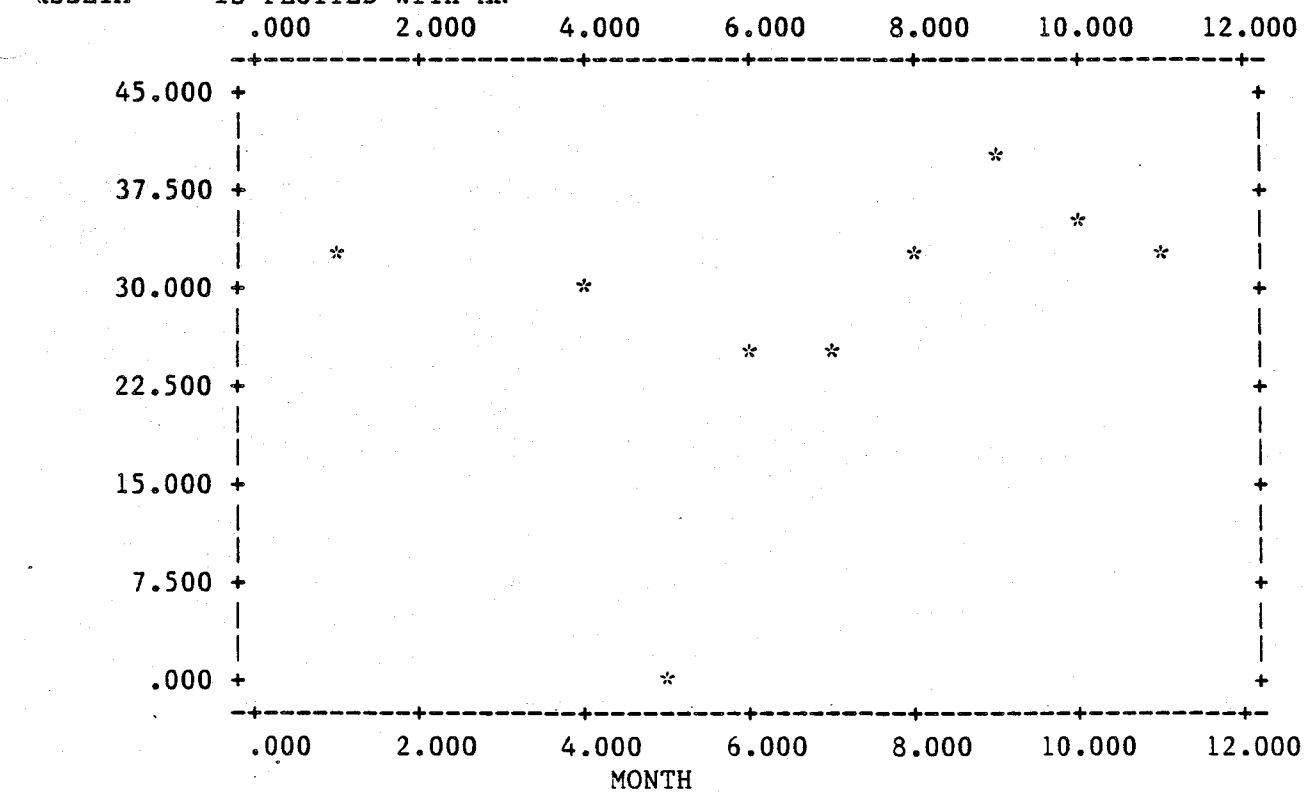
WELL = 3.00
RSBETA
IS PLOTTED WITH AN '*'
.000 2.000 4.000 6.000 8.000 10.000 12.000
45.000
37.500
30.000
22.500
15.000
7.500
.000
MONTH

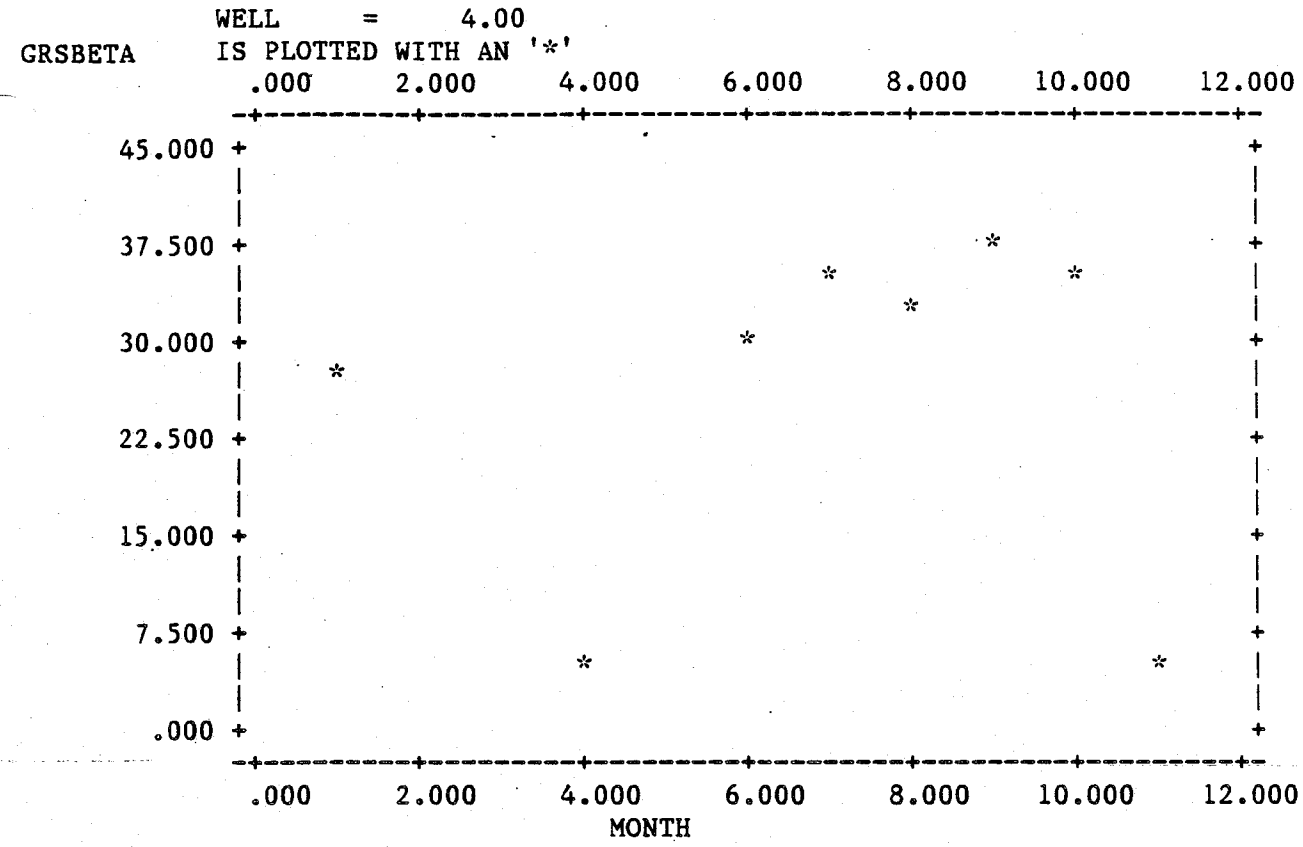
WELL = 4.00
GRSBETA
IS PLOTTED WITH AN '*'
.000 2.000 4.000 6.000 8.000 10.000 12.000
45.000
37.500
30.000
22.500
15.000
7.500
.000
MONTH

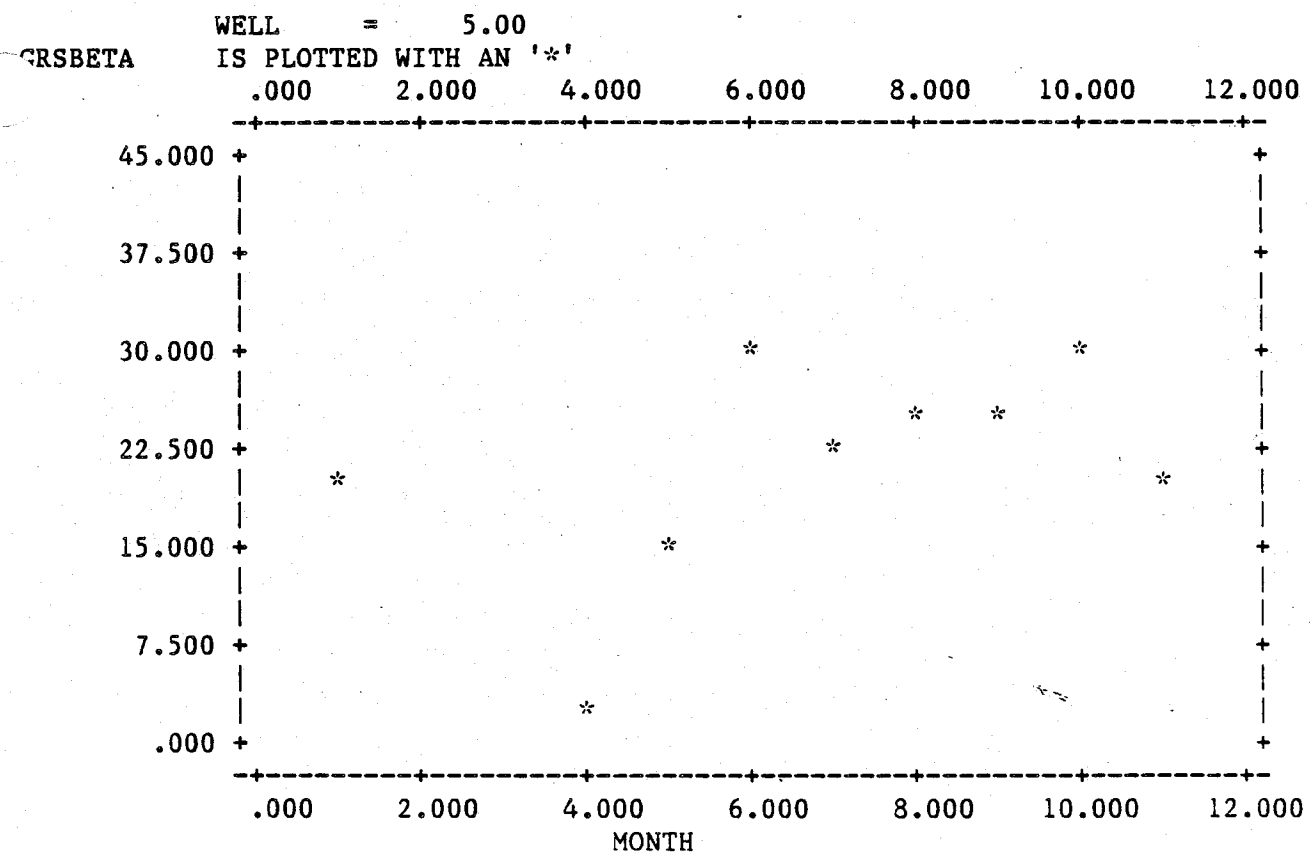
WELL = 5.00
GRSBETA
IS PLOTTED WITH AN '*'
.000 2.000 4.000 6.000 8.000 10.000 12.000
45.000
37.500
30.000
22.500
15.000
7.500
.000
MONTH

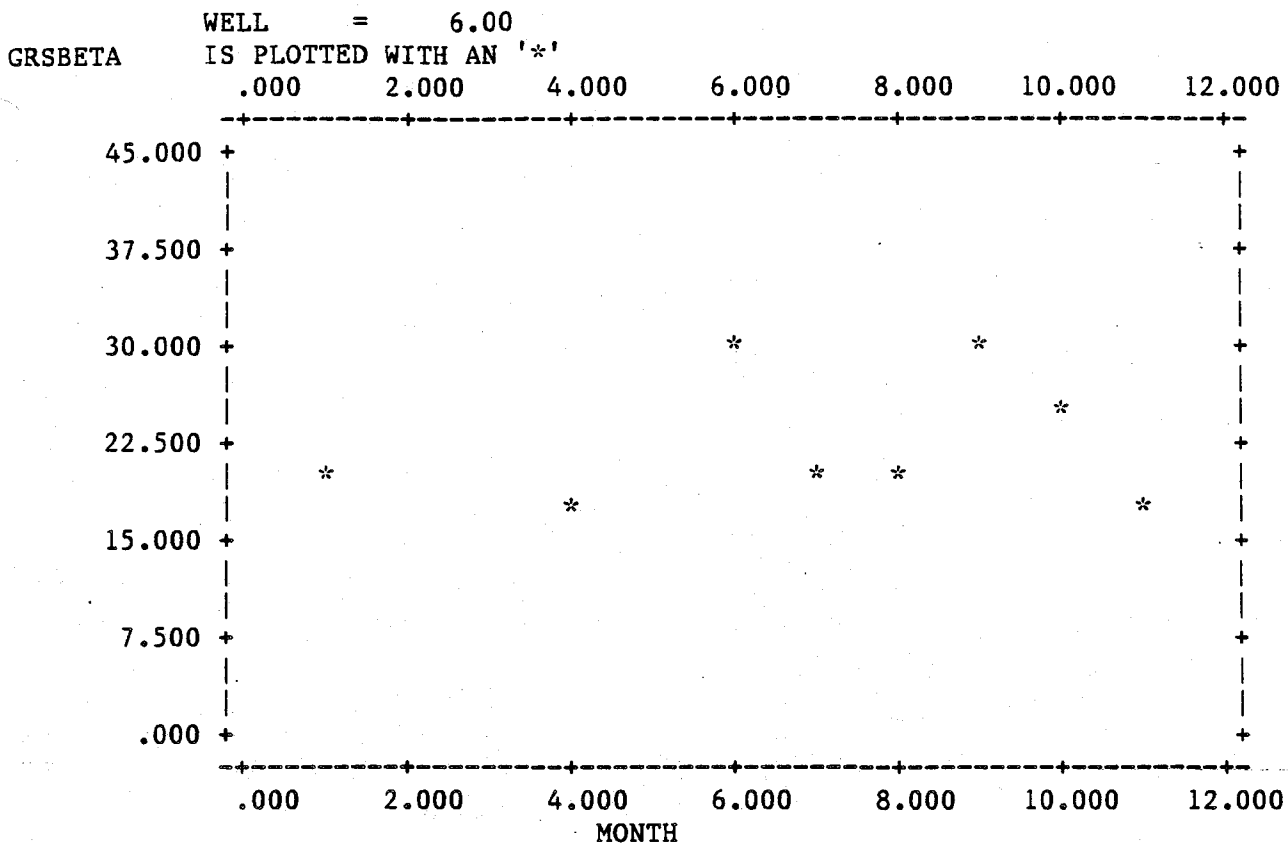
WELL = 6.00
GRSBETA
IS PLOTTED WITH AN '*'
.000 2.000 4.000 6.000 8.000 10.000 12.000
45.000
37.500
30.000
22.500
15.000
7.500
.000
MONTH

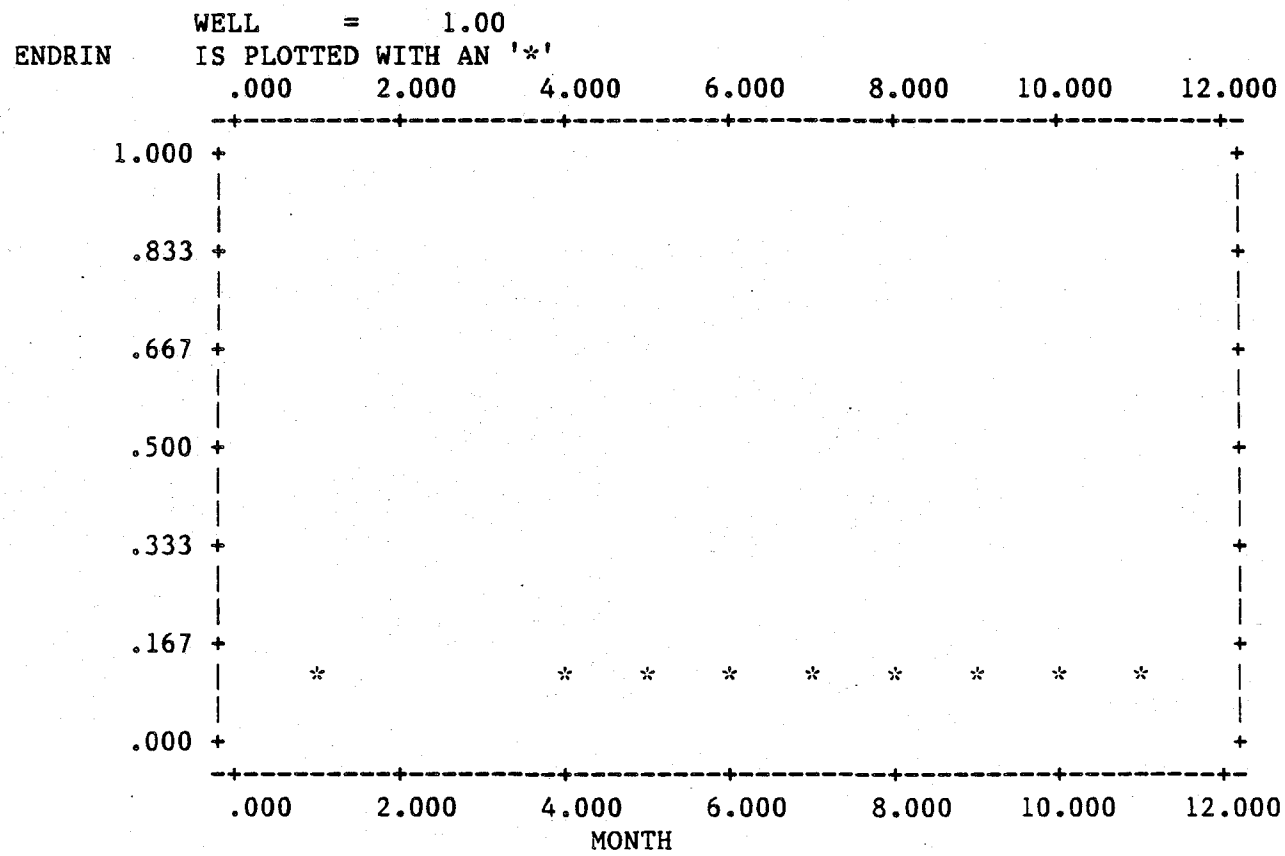
WELL = 1.00
ENDRIN
IS PLOTTED WITH AN '*'
.000 2.000 4.000 6.000 8.000 10.000 12.000
1.000
.833
.667
.500
.333
.167
.000
MONTH

```
            WELL      =      2.00
ENDRIN      IS PLOTTED WITH AN '*'
              .000      2.000      4.000      6.000      8.000     10.000     12.000
            -+---------+---------+---------+---------+---------+---------+-
      1.000 +           *                                                   +
            |                                                               |
            |                                                               |
       .833 +                                                               +
            |                                                               |
            |                                                               |
       .667 +                                                               +
            |                                                               |
            |                                                               |
       .500 +                                                               +
            |                                                               |
            |                                                               |
       .333 +                                                               +
            |                                                               |
            |                                                               |
       .167 +                                                               +
            |      *              *    *    *    *    *    *    *    *     |
            |                                                               |
       .000 +                                                               +
            -+---------+---------+---------+---------+---------+---------+-
              .000      2.000      4.000      6.000      8.000     10.000     12.000
                                          MONTH
```

```
            WELL      =      3.00
ENDRIN      IS PLOTTED WITH AN '*'
              .000      2.000      4.000      6.000      8.000     10.000     12.000
            -+---------+---------+---------+---------+---------+---------+-
      1.000 +           *                                                   +
            |                                                               |
            |                                                               |
       .833 +                                                               +
            |                                                               |
            |                                                               |
       .667 +                                                               +
            |                                                               |
            |                                                               |
       .500 +                                                               +
            |                                                               |
            |                                                               |
       .333 +                                                               +
            |                                                               |
            |                                                               |
       .167 +                                                               +
            |      *              *    *    *    *    *    *    *    *     |
            |                                                               |
       .000 +                                                               +
            -+---------+---------+---------+---------+---------+---------+-
              .000      2.000      4.000      6.000      8.000     10.000     12.000
                                          MONTH
```

```
            WELL      =      4.00
ENDRIN      IS PLOTTED WITH AN '*'
              .000      2.000      4.000      6.000      8.000     10.000     12.000
            -+---------+---------+---------+---------+---------+---------+-
       1.000 +          *                                                  +
             |                                                             |
             |                                                             |
        .833 +                                                             +
             |                                                             |
             |                                                             |
        .667 +                                                             +
             |                                                             |
             |                                                             |
        .500 +                                                             +
             |                                                             |
             |                                                             |
        .333 +                                                             +
             |                                                             |
             |                                                             |
        .167 +                                                             +
             |                   *    *    *    *    *    *    *    *      |
             |                                                             |
        .000 +     *                                                       +
            -+---------+---------+---------+---------+---------+---------+-
              .000      2.000      4.000      6.000      8.000     10.000     12.000
                                          MONTH
```

```
            WELL      =      5.00
ENDRIN      IS PLOTTED WITH AN '*'
              4.000          6.000          8.000         10.000         12.000
            -+--------------+--------------+--------------+--------------+-
       1.000 +                                                            +
             |                                                             |
             |                                                             |
        .833 +                                                             +
             |                                                             |
             |                                                             |
        .667 +                                                             +
             |                                                             |
             |                                                             |
        .500 +                                                             +
             |                                                             |
             |                                                             |
        .333 +                                                             +
             |                                                             |
             |                                                             |
        .167 +                                                             +
             |*      *       *       *       *       *       *       *     |
             |                                                             |
        .000 +                                                             +
            -+--------------+--------------+--------------+--------------+-
              4.000          6.000          8.000         10.000         12.000
                                          MONTH
```

ENDRIN

WELL = 6.00
IS PLOTTED WITH AN '*'

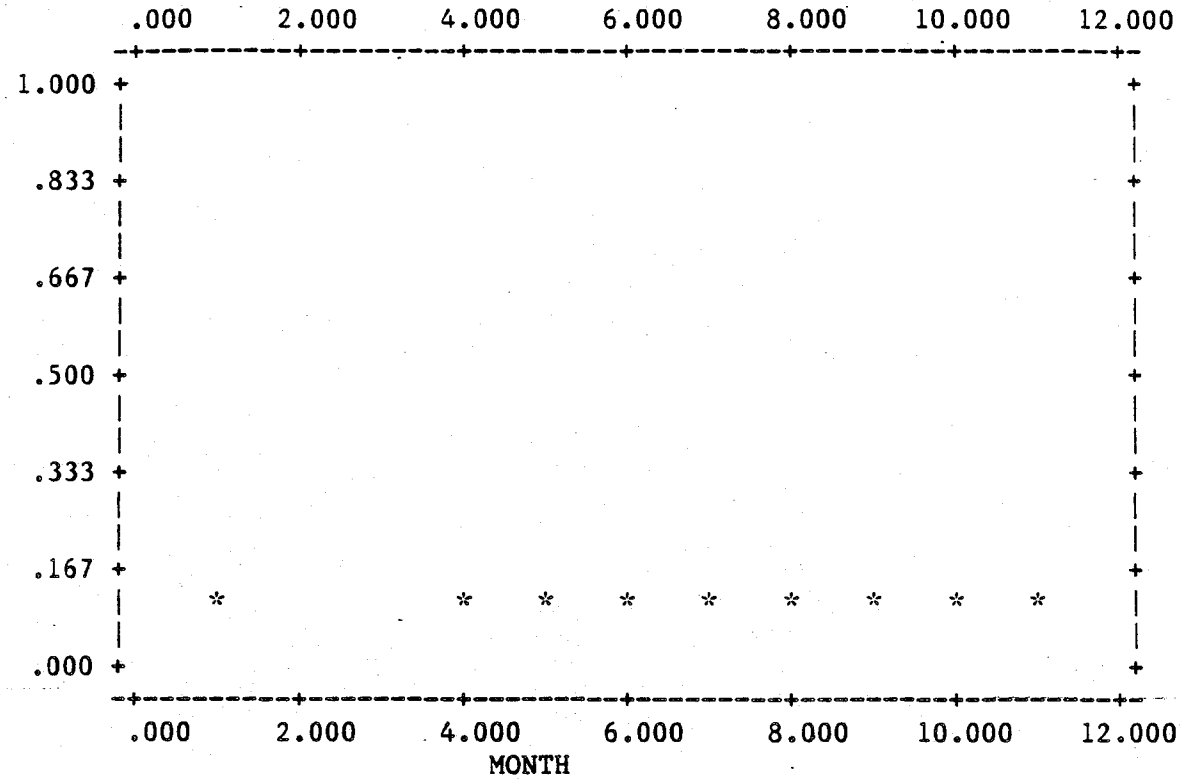

LINDANE

WELL = 1.00
IS PLOTTED WITH AN '*'

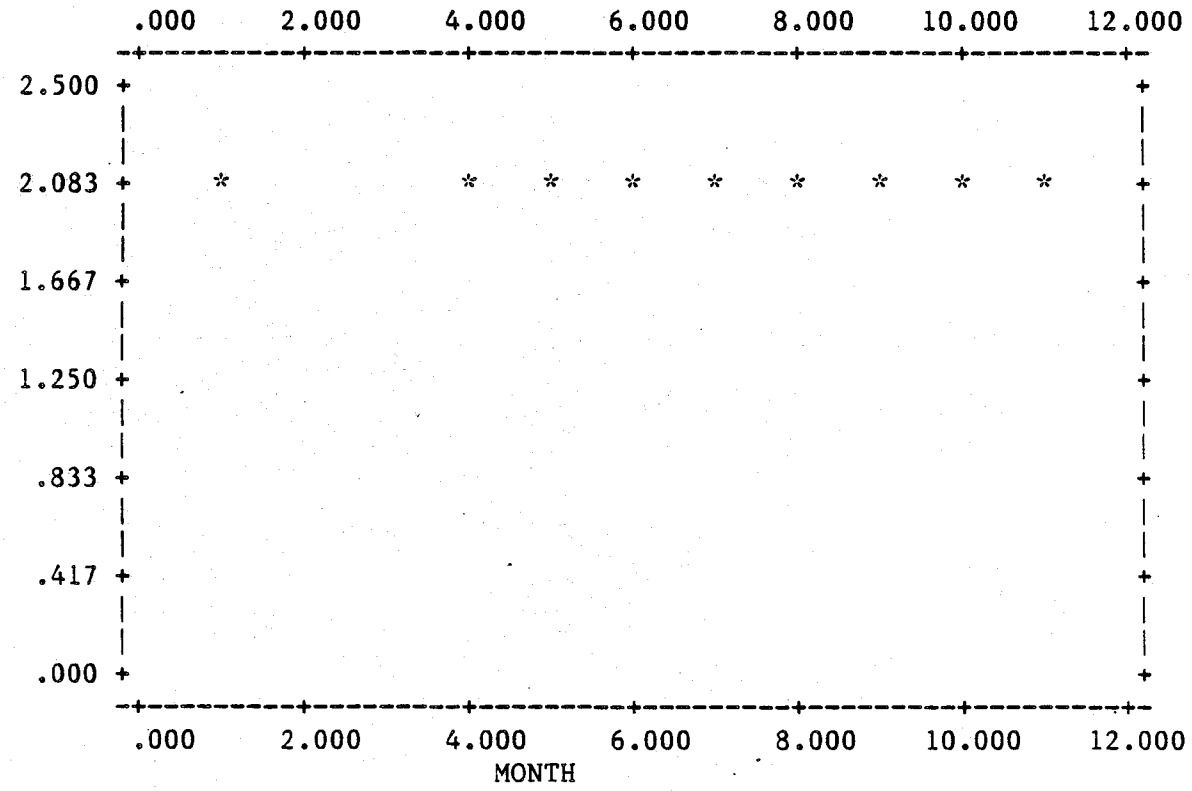

LINDANE

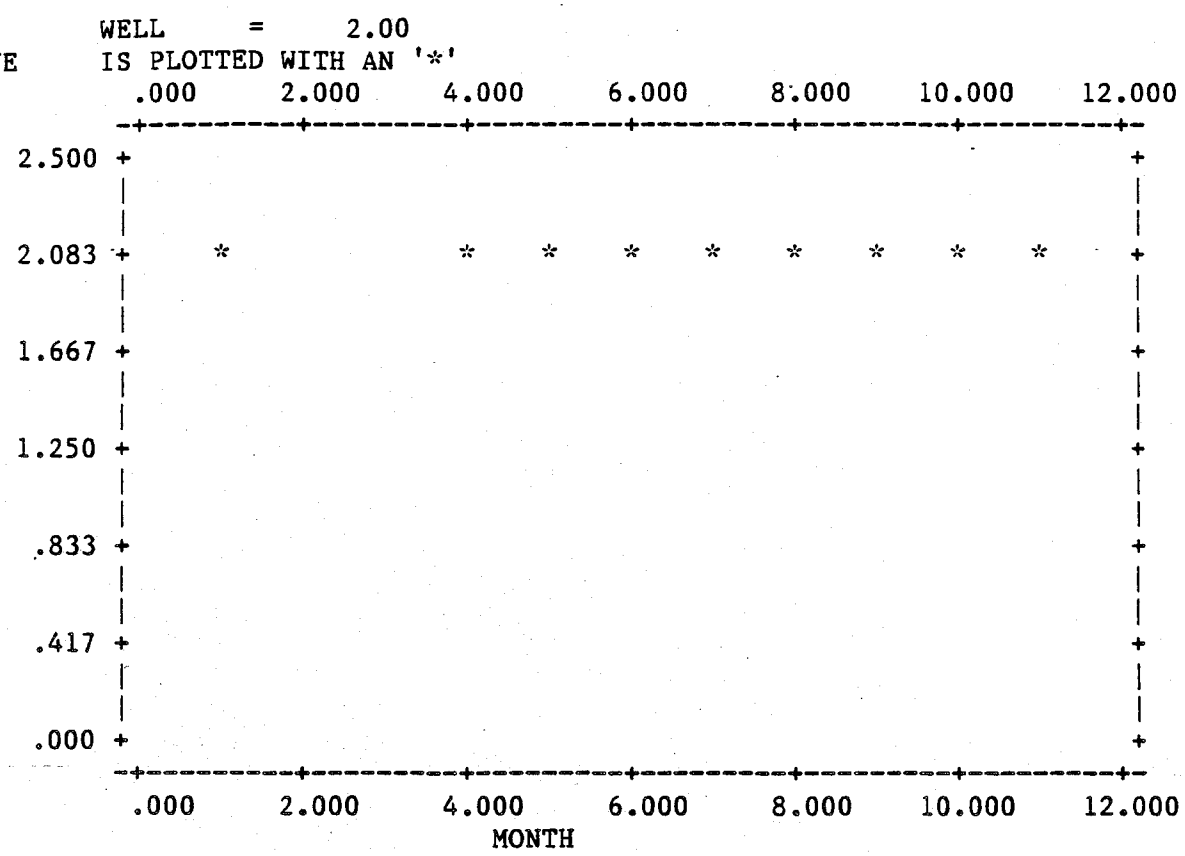

INDANE

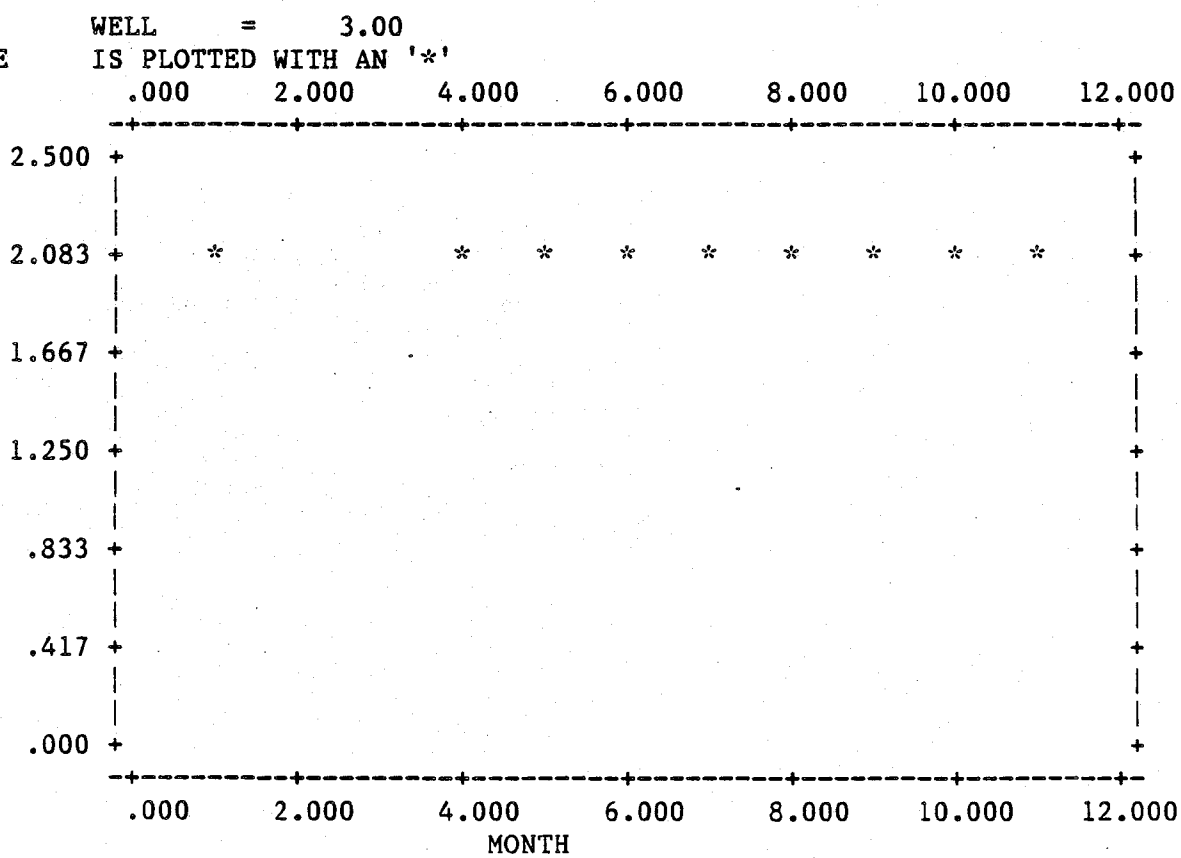

LINDANE

WELL = 4.00
IS PLOTTED WITH AN '*'

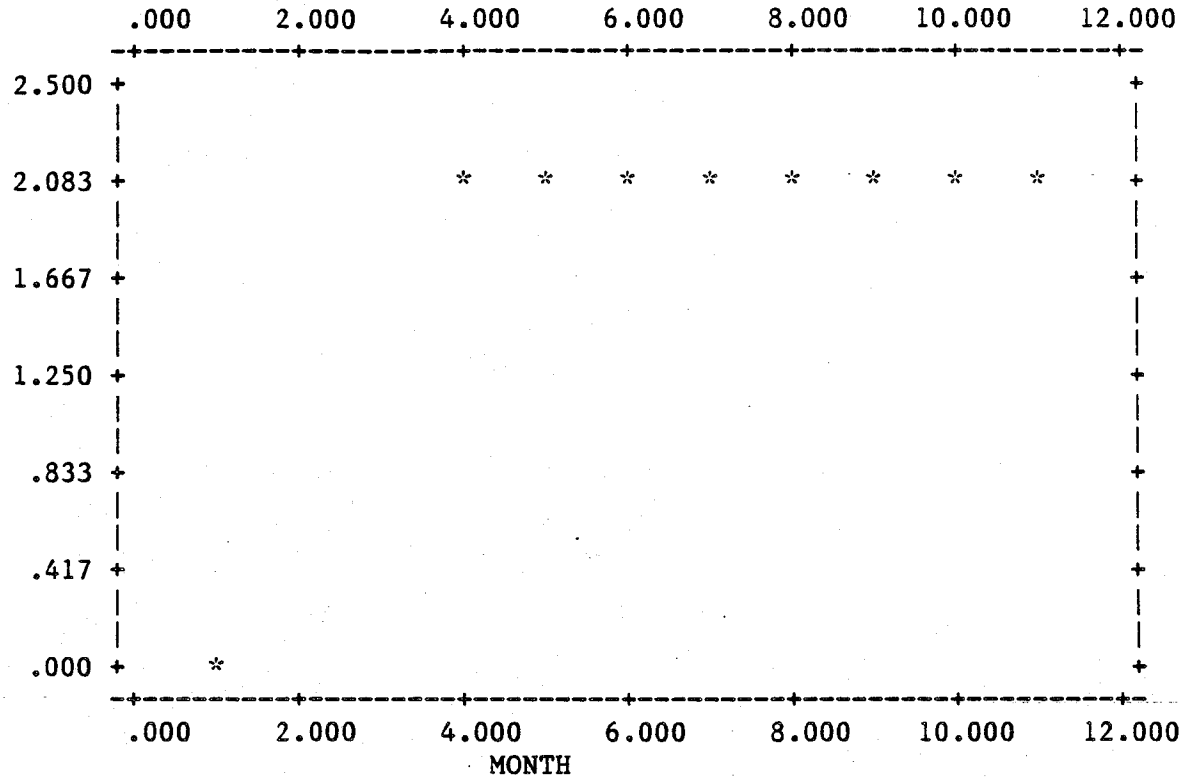

INDANE

WELL = 5.00
IS PLOTTED WITH AN '*'

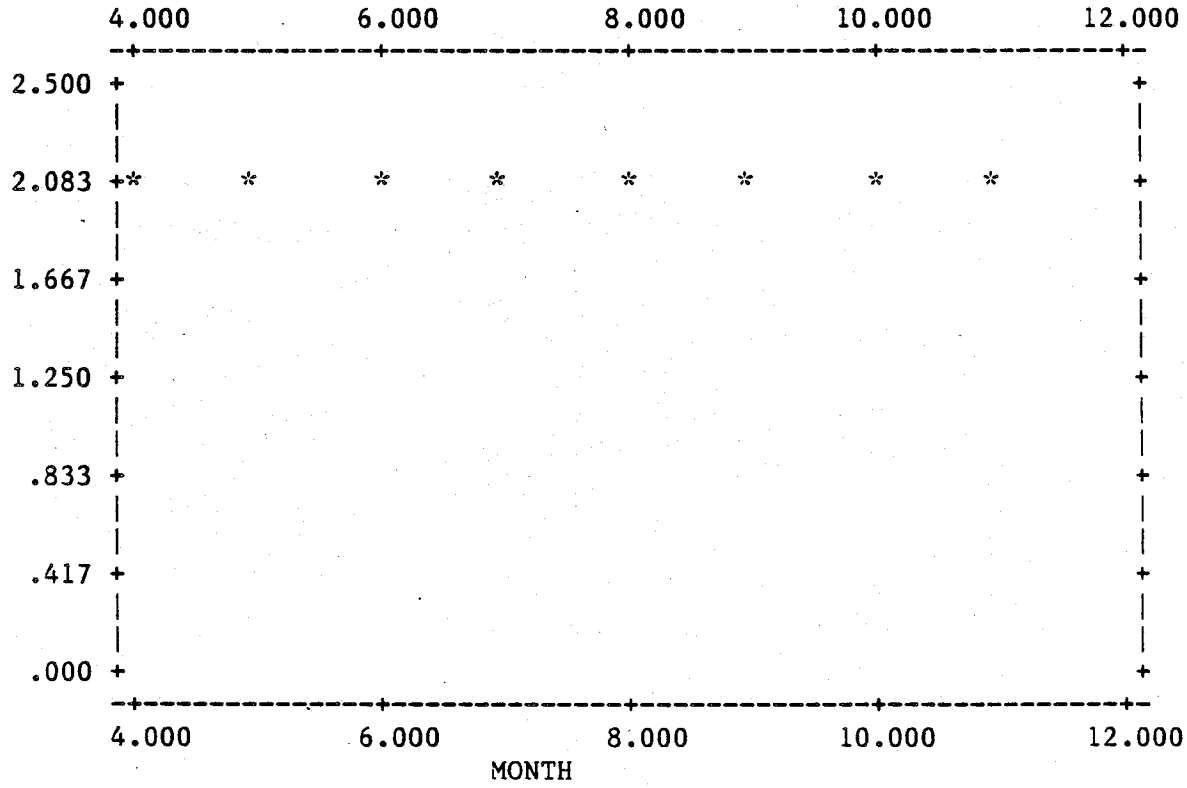

LINDANE

WELL = 6.00
IS PLOTTED WITH AN '*'

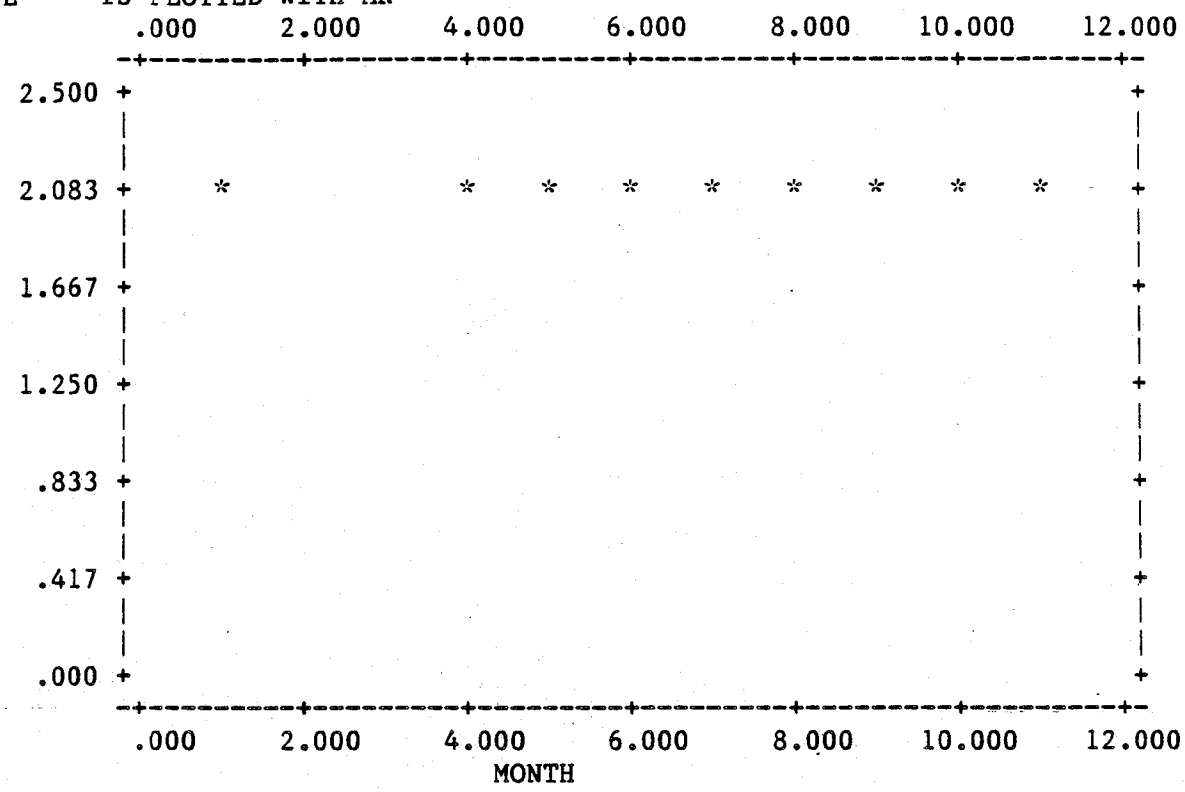

METHOXY

WELL = 1.00
IS PLOTTED WITH AN '*'

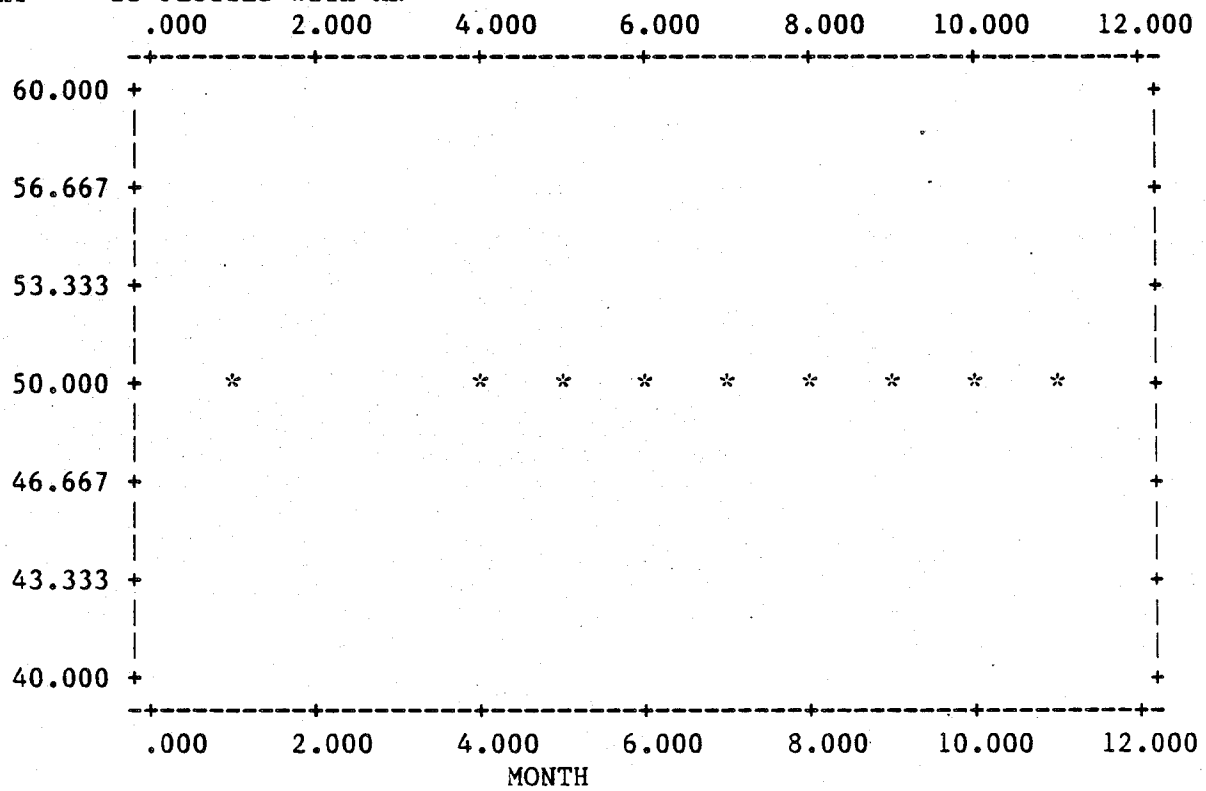

```
              WELL      =      2.00
METHOXY       IS PLOTTED WITH AN '*'
                .000      2.000      4.000      6.000      8.000     10.000     12.000
              -+---------+---------+---------+---------+---------+---------+-
       60.000 +                                                                +
              |                                                                |
              |                                                                |
       56.667 +                                                                +
              |                                                                |
              |                                                                |
       53.333 +                                                                +
              |                                                                |
              |                                                                |
       50.000 +     *              *    *    *    *    *    *    *    *       +
              |                                                                |
              |                                                                |
       46.667 +                                                                +
              |                                                                |
              |                                                                |
       43.333 +                                                                +
              |                                                                |
              |                                                                |
       40.000 +                                                                +
              -+---------+---------+---------+---------+---------+---------+-
                .000      2.000      4.000      6.000      8.000     10.000     12.000
                                          MONTH
```

```
              WELL      =      3.00
METHOXY       IS PLOTTED WITH AN '*'
                .000      2.000      4.000      6.000      8.000     10.000     12.000
              -+---------+---------+---------+---------+---------+---------+-
       60.000 +                                                                +
              |                                                                |
              |                                                                |
       56.667 +                                                                +
              |                                                                |
              |                                                                |
       53.333 +                                                                +
              |                                                                |
              |                                                                |
       50.000 +     *              *    *    *    *    *    *    *    *       +
              |                                                                |
              |                                                                |
       46.667 +                                                                +
              |                                                                |
              |                                                                |
       43.333 +                                                                +
              |                                                                |
              |                                                                |
       40.000 +                                                                +
              -+---------+---------+---------+---------+---------+---------+-
                .000      2.000      4.000      6.000      8.000     10.000     12.000
                                          MONTH
```

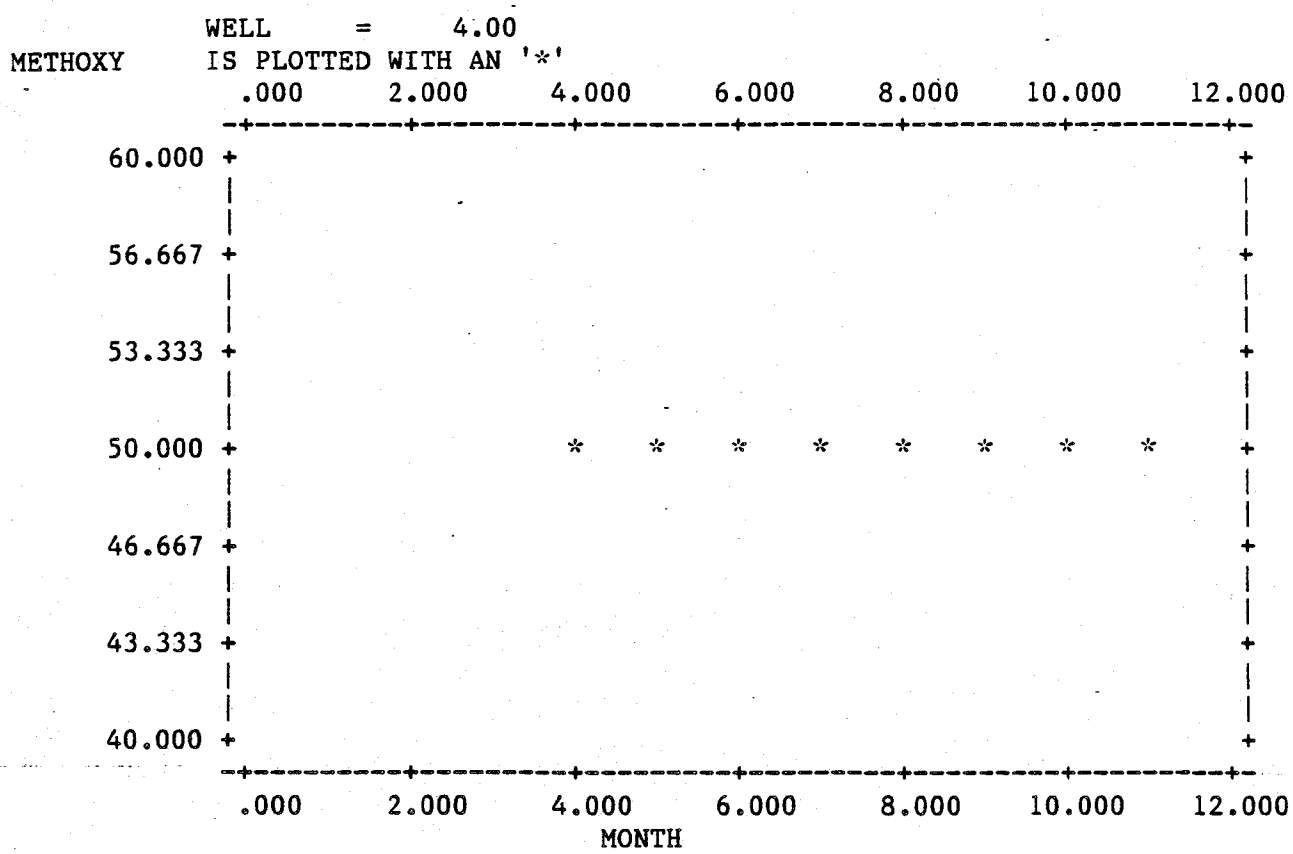
WELL = 4.00
METHOXY IS PLOTTED WITH AN '*'
.000 2.000 4.000 6.000 8.000 10.000 12.000
60.000
56.667
53.333
50.000
46.667
43.333
40.000
MONTH

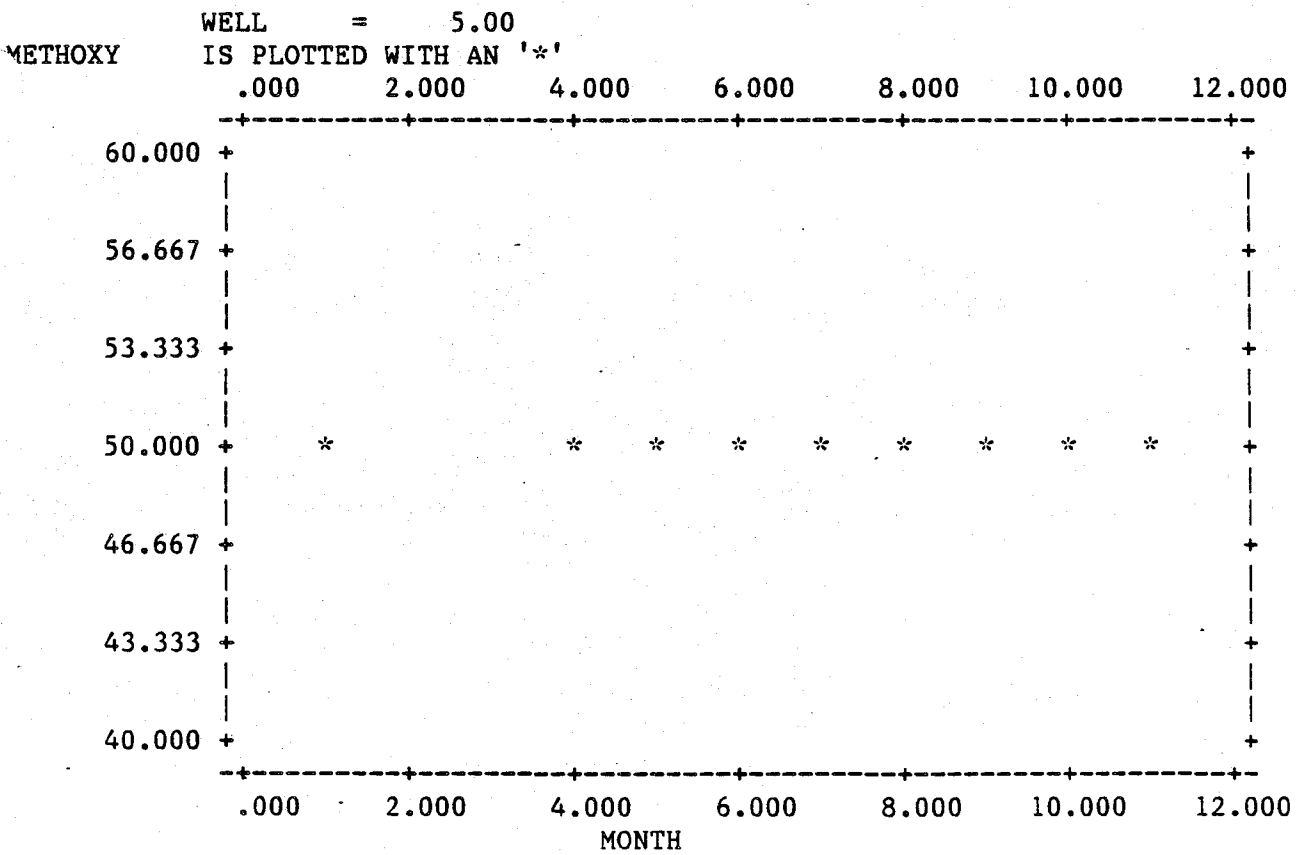
WELL = 5.00
METHOXY IS PLOTTED WITH AN '*'
.000 2.000 4.000 6.000 8.000 10.000 12.000
60.000
56.667
53.333
50.000
46.667
43.333
40.000
MONTH

METHOXY

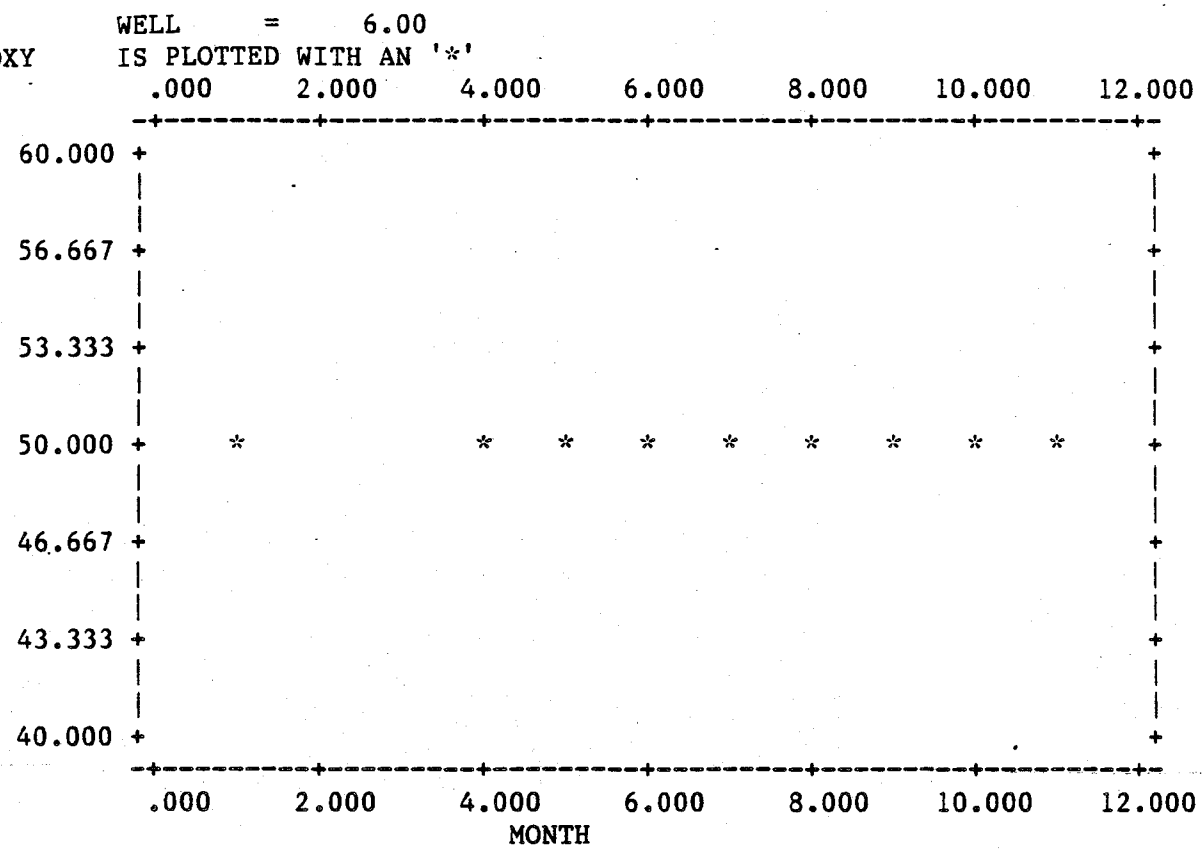

TOXAPHEN

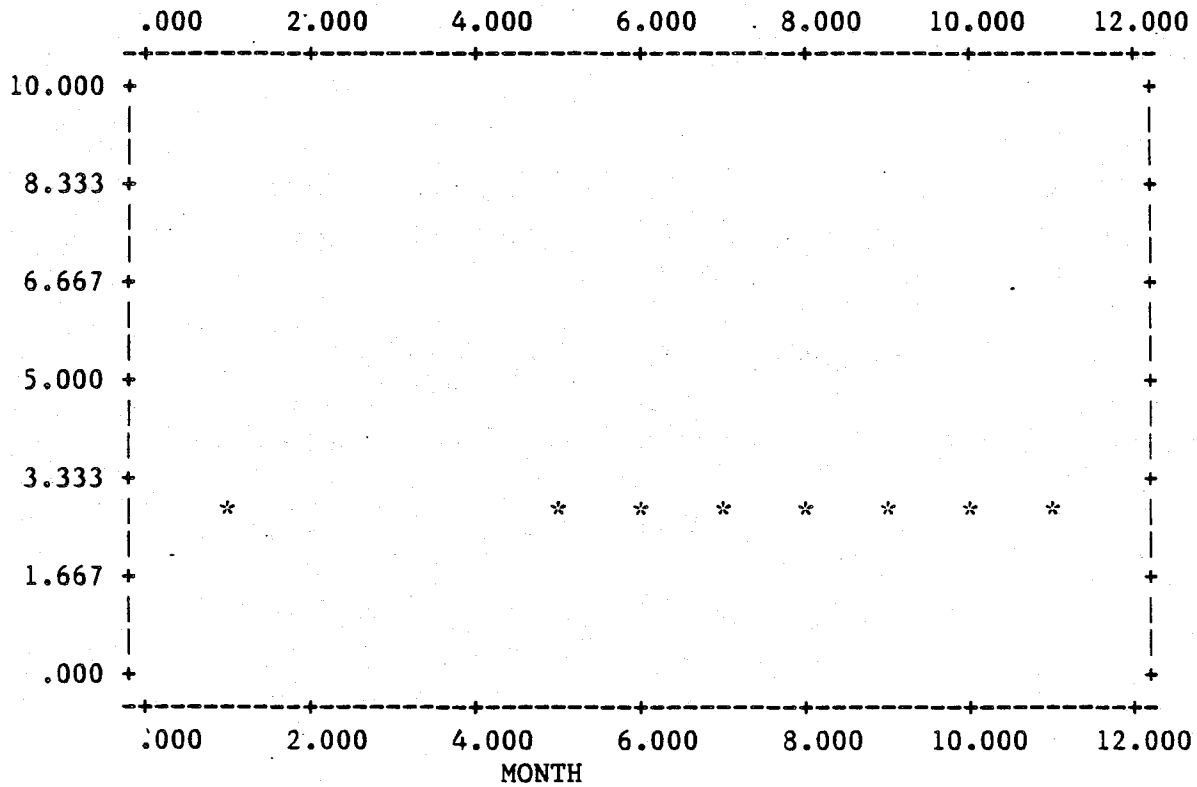

TOXAPHEN

WELL = 2.00
IS PLOTTED WITH AN '*'

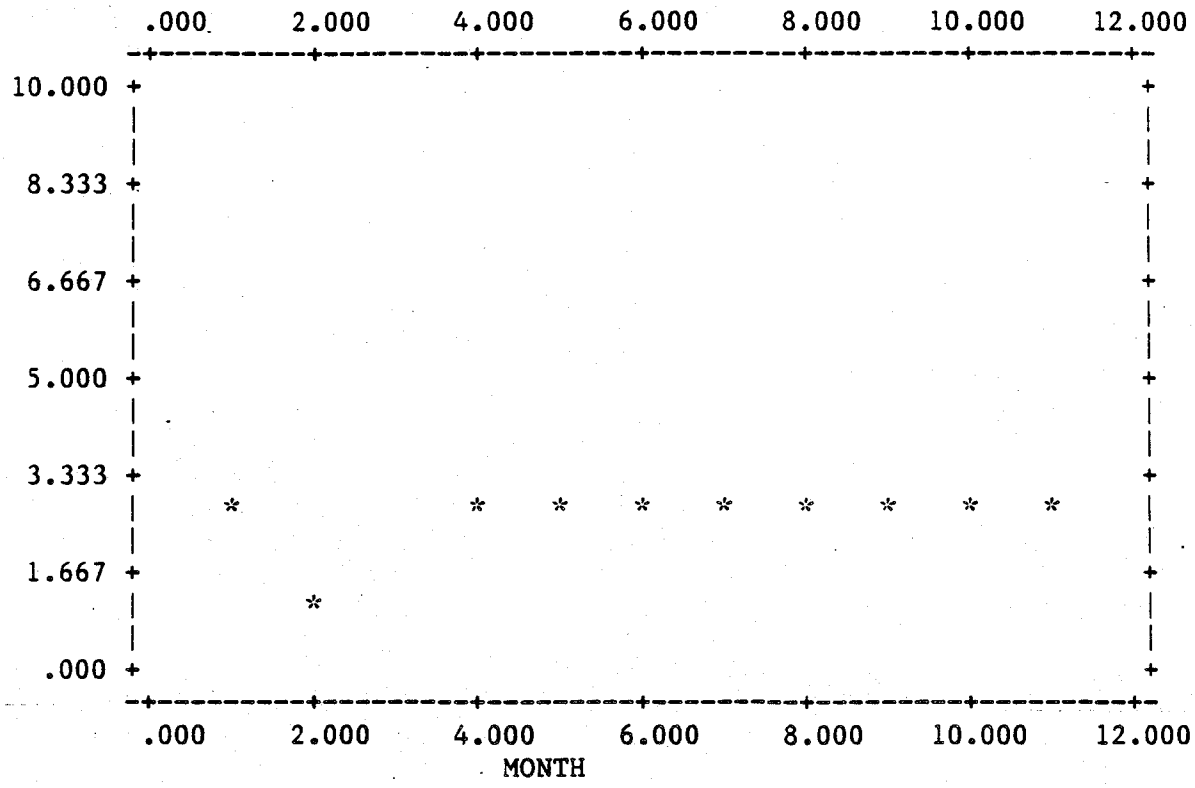

TOXAPHEN

WELL = 3.00
IS PLOTTED WITH AN '*'

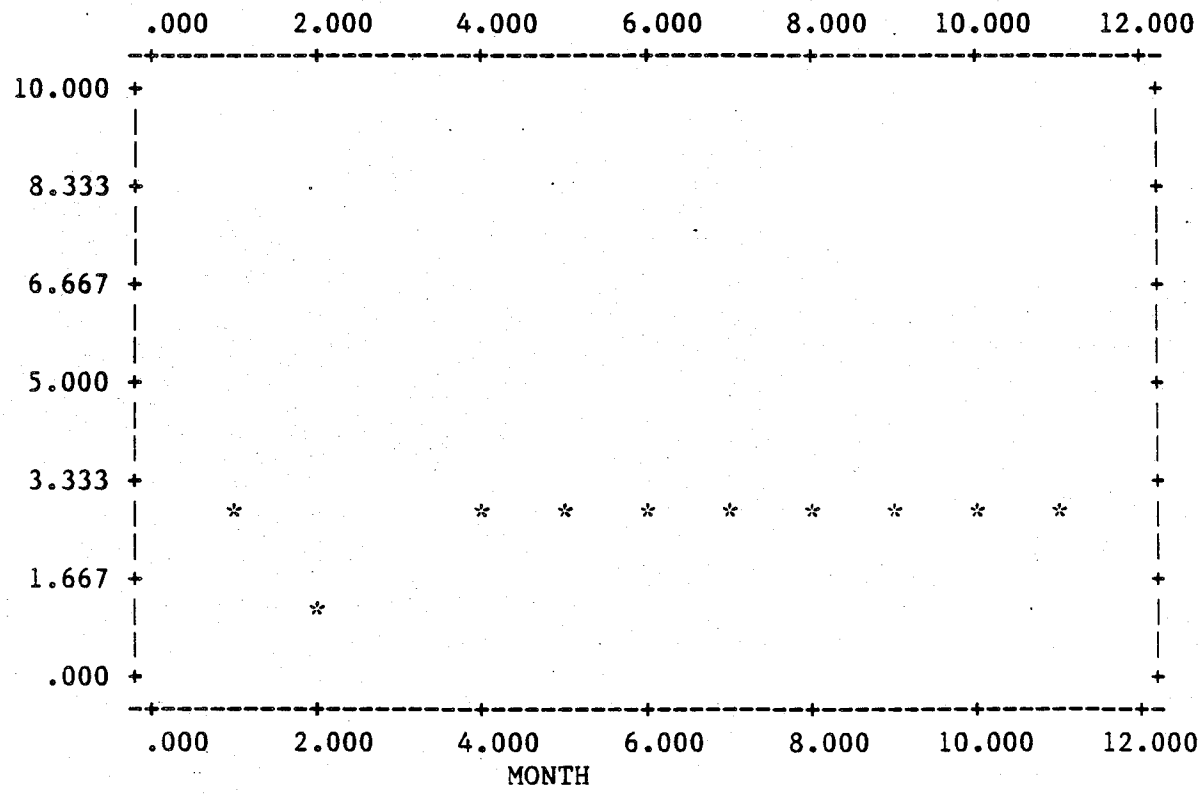

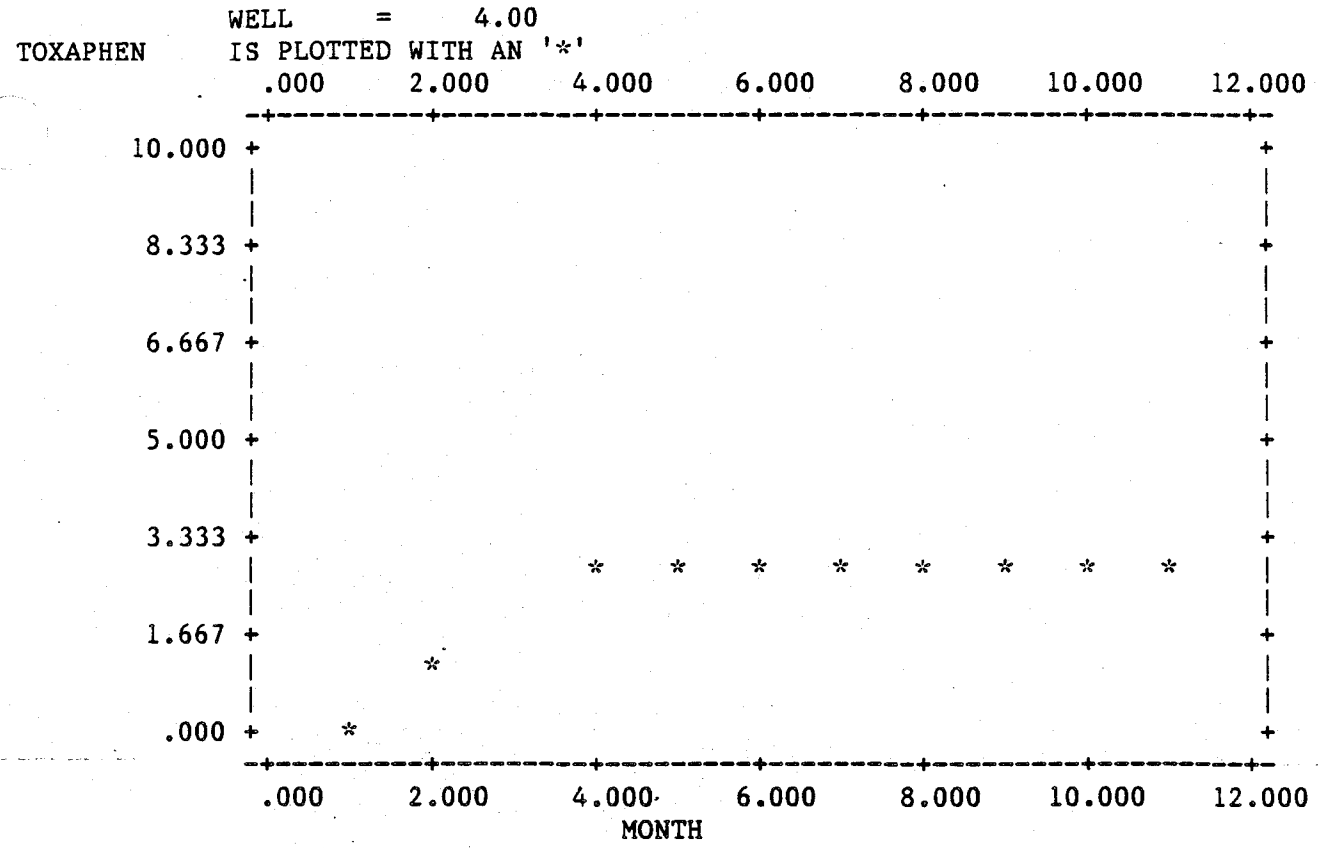
WELL = 4.00
TOXAPHEN IS PLOTTED WITH AN '*'
.000 2.000 4.000 6.000 8.000 10.000 12.000
10.000
8.333
6.667
5.000
3.333
1.667
.000
MONTH

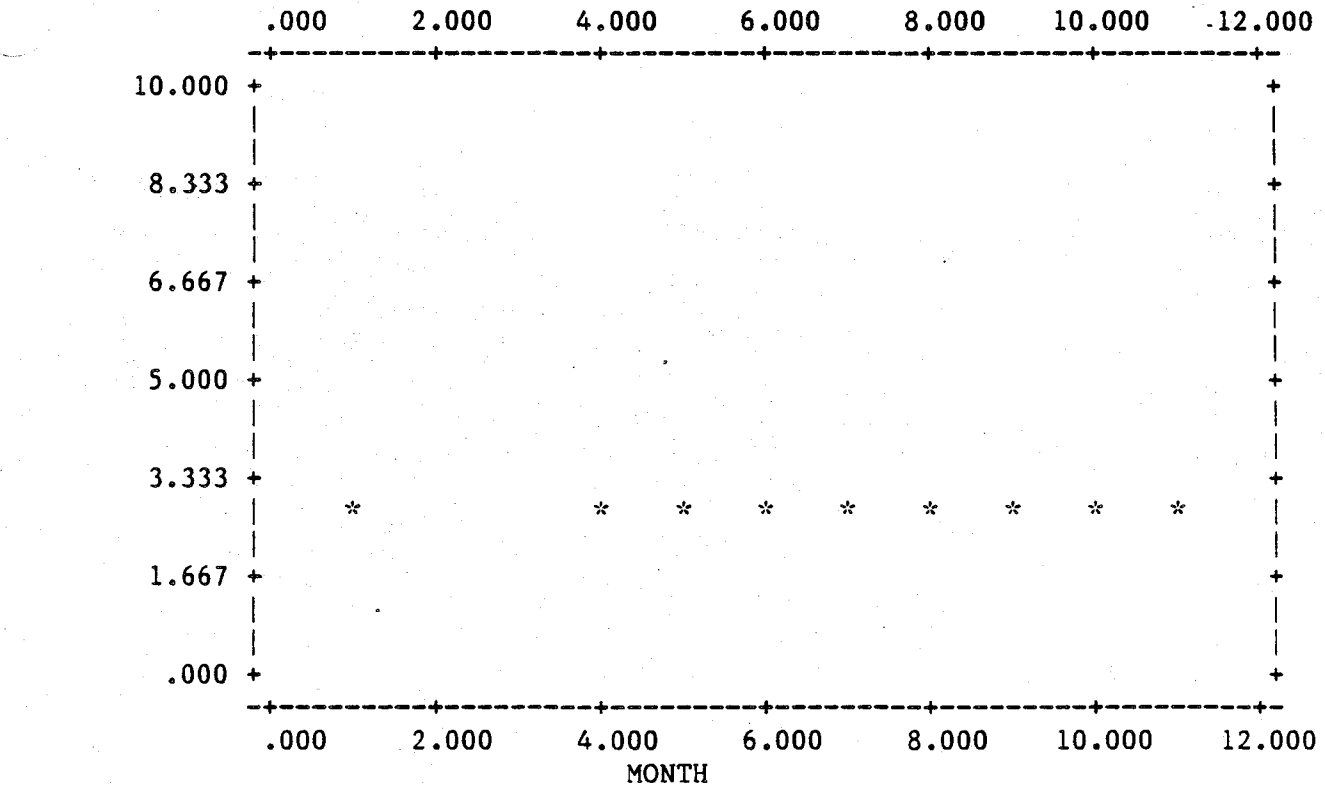
WELL = 5.00
TOXAPHEN IS PLOTTED WITH AN '*'
.000 2.000 4.000 6.000 8.000 10.000 12.000
10.000
8.333
6.667
5.000
3.333
1.667
.000
MONTH

TOXAPHEN

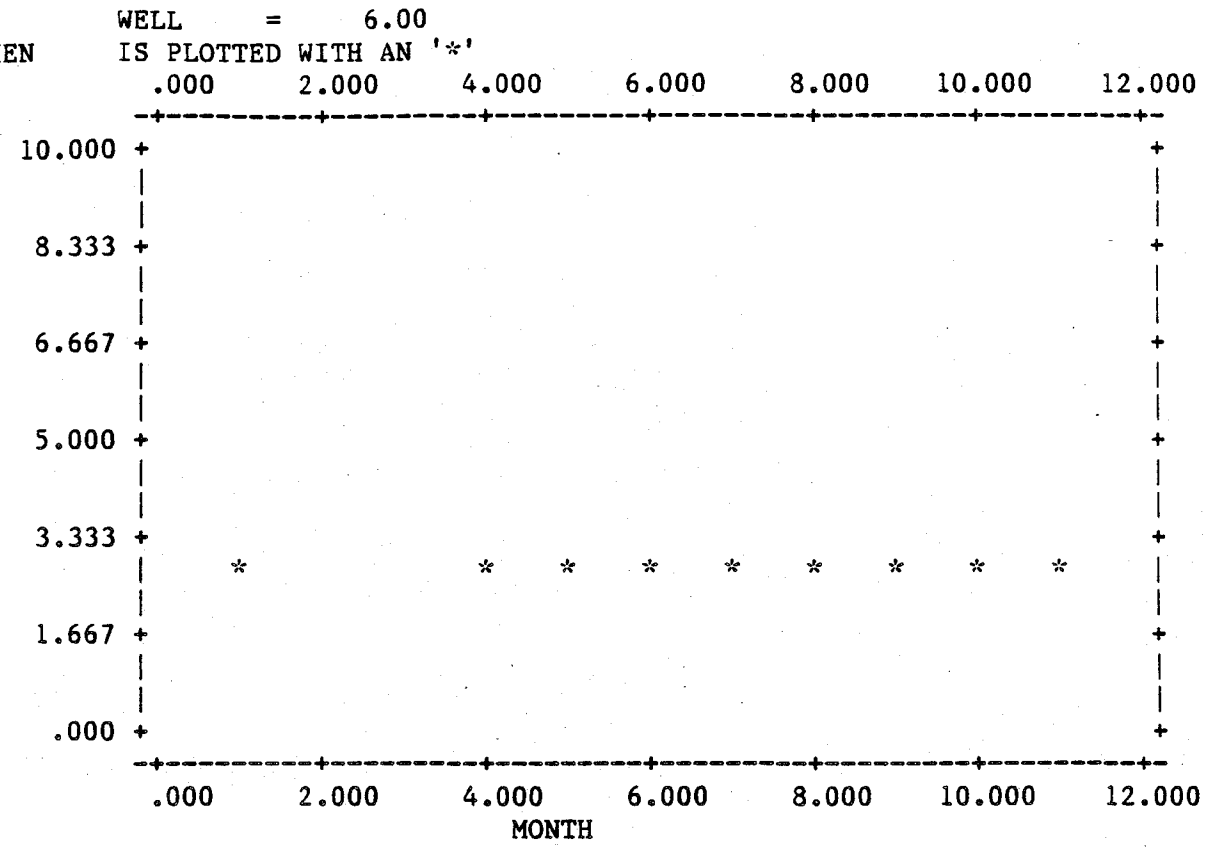

O24D

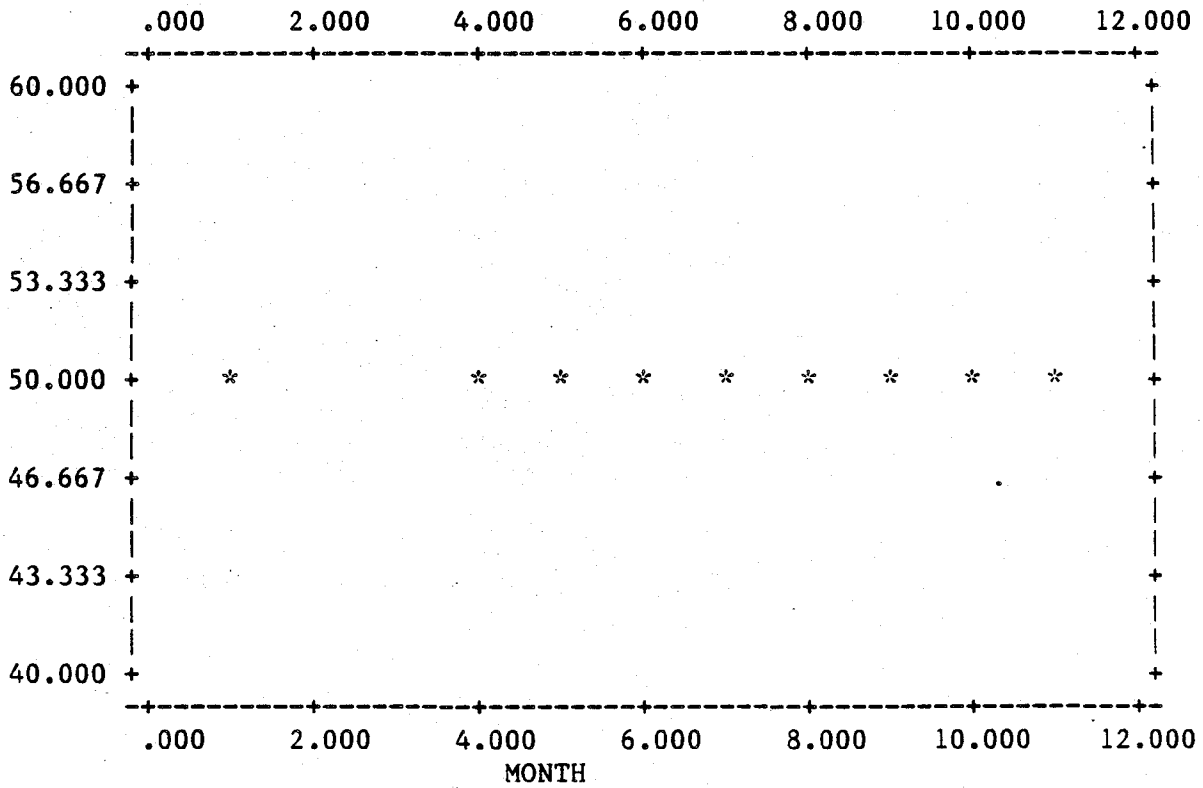

WELL = 2.00
024D IS PLOTTED WITH AN '*'

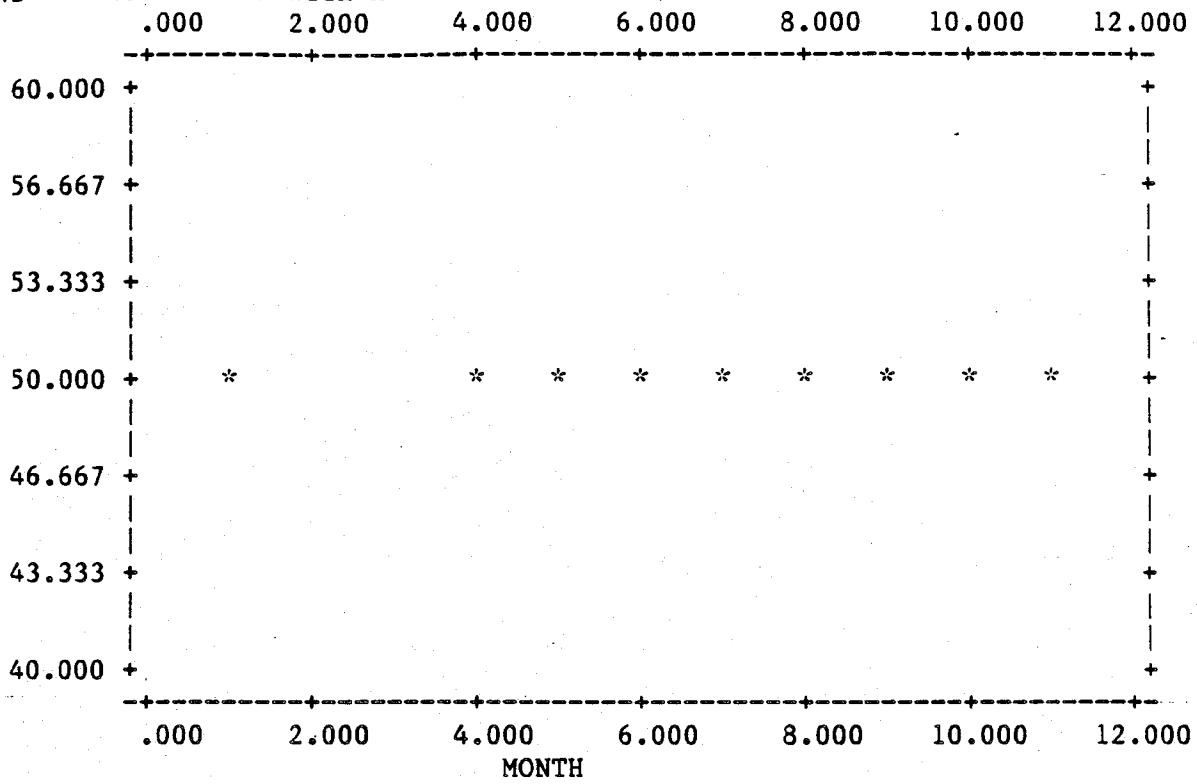

WELL = 3.00
024D IS PLOTTED WITH AN '*'

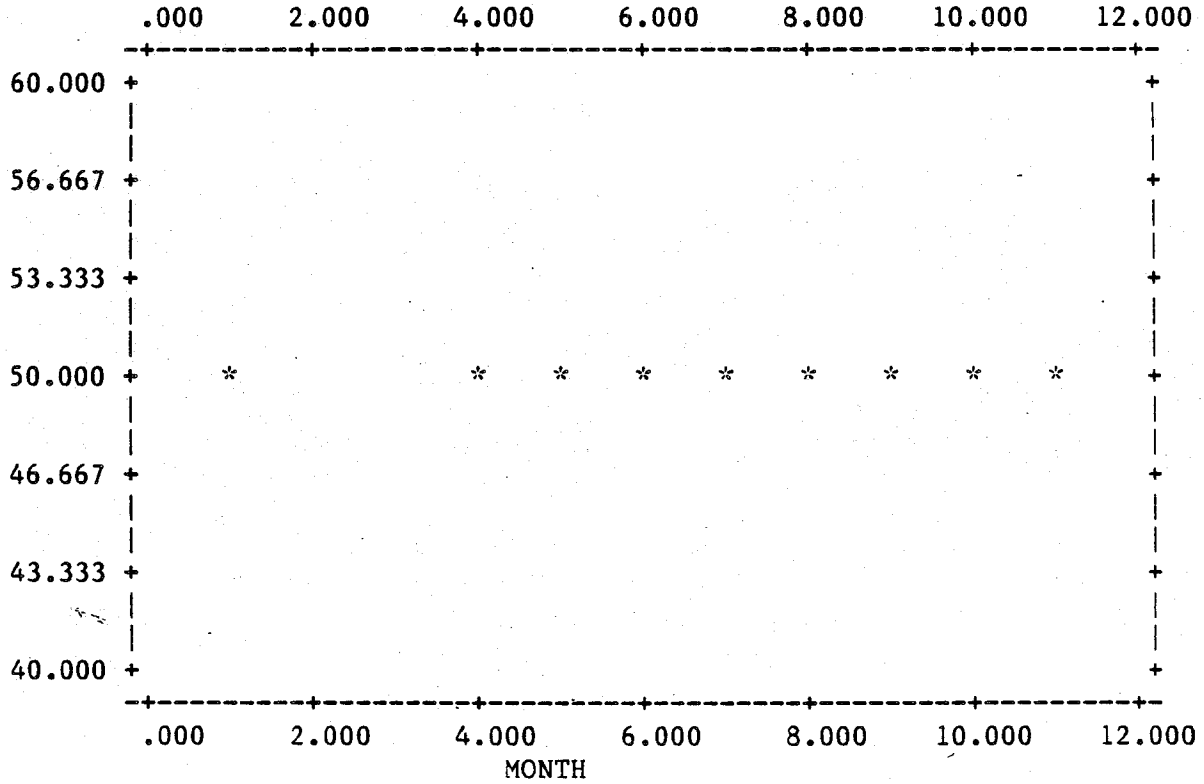

```
          WELL      =      4.00
O24D      IS PLOTTED WITH AN '*'
            .000      2.000      4.000      6.000      8.000     10.000     12.000
          -+---------+---------+---------+---------+---------+---------+-
   60.000 +                                                             +
          |                                                             |
          |                                                             |
   56.667 +                                                             +
          |                                                             |
          |                                                             |
   53.333 +                                                             +
          |                                                             |
          |                                                             |
   50.000 +                    *    *    *    *    *    *    *    *     +
          |                                                             |
          |                                                             |
   46.667 +                                                             +
          |                                                             |
          |                                                             |
   43.333 +                                                             +
          |                                                             |
          |                                                             |
   40.000 +                                                             +
          -+---------+---------+---------+---------+---------+---------+-
            .000      2.000      4.000      6.000      8.000     10.000     12.000
                                      MONTH
```

```
          WELL      =      5.00
O24D      IS PLOTTED WITH AN '*'
            .000      2.000      4.000      6.000      8.000     10.000     12.000
          -+---------+---------+---------+---------+---------+---------+-
   60.000 +                                                             +
          |                                                             |
          |                                                             |
   56.667 +                                                             +
          |                                                             |
          |                                                             |
   53.333 +                                                             +
          |                                                             |
          |                                                             |
   50.000 +     *              *    *    *    *    *    *    *    *     +
          |                                                             |
          |                                                             |
   46.667 +                                                             +
          |                                                             |
          |                                                             |
   43.333 +                                                             +
          |                                                             |
          |                                                             |
   40.000 +                                                             +
          -+---------+---------+---------+---------+---------+---------+-
            .000      2.000      4.000      6.000      8.000     10.000     12.000
                                      MONTH
```

O24D

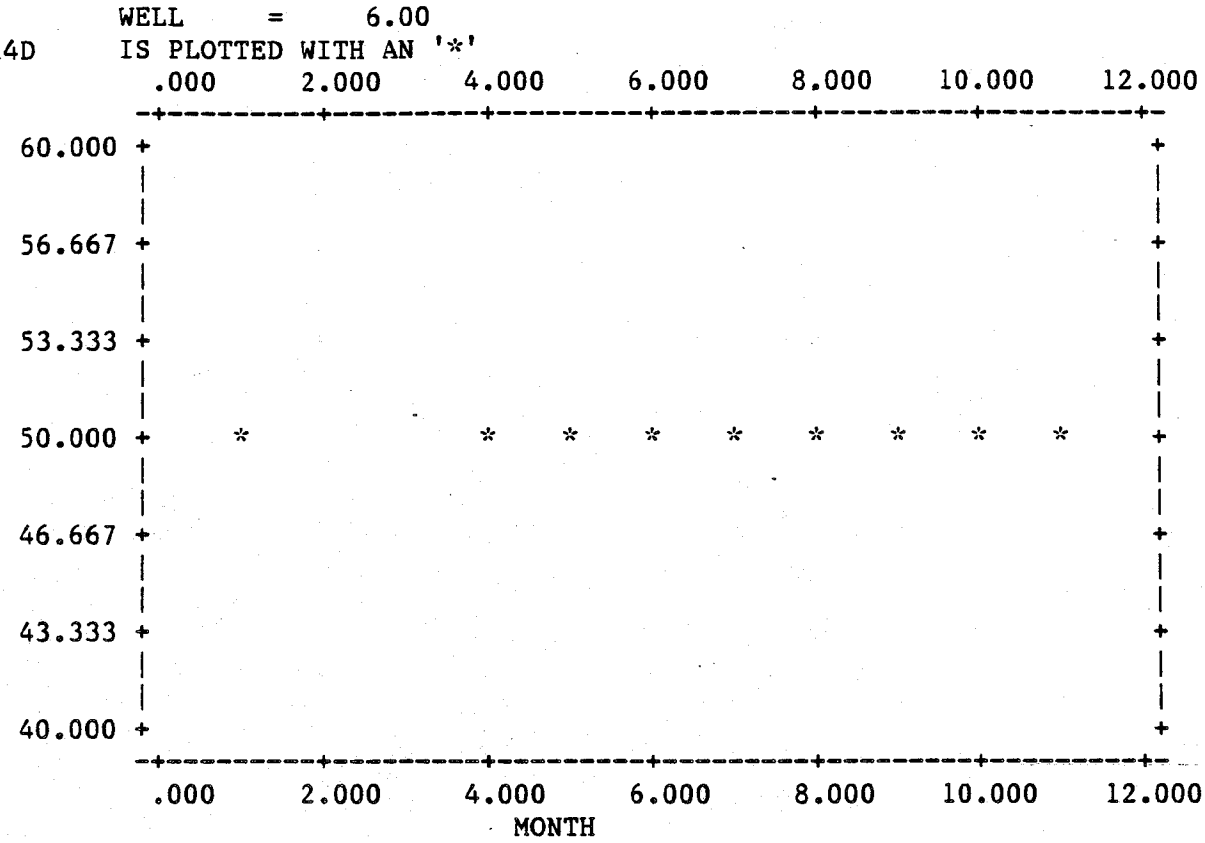
WELL = 6.00
IS PLOTTED WITH AN '*'
.000 2.000 4.000 6.000 8.000 10.000 12.000
60.000
56.667
53.333
50.000
46.667
43.333
40.000
MONTH

O245TP

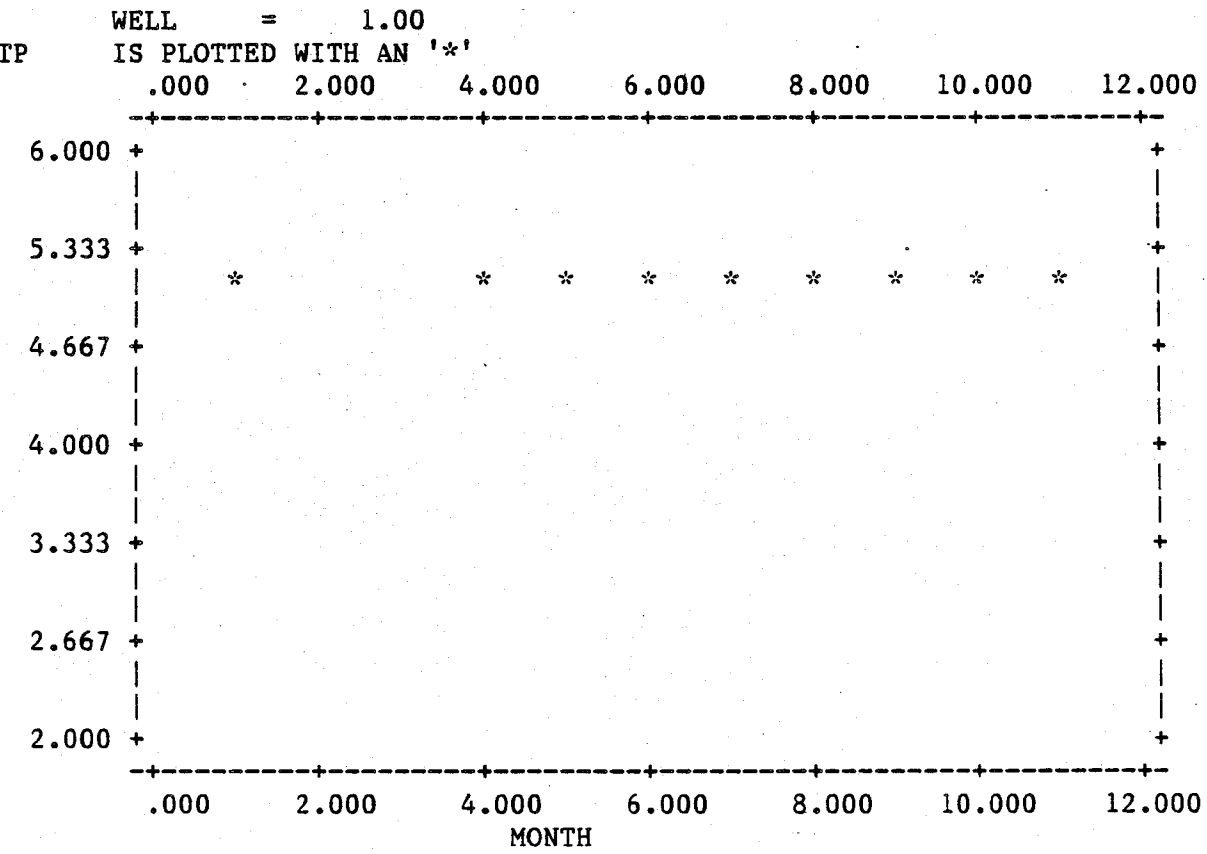
WELL = 1.00
IS PLOTTED WITH AN '*'
.000 2.000 4.000 6.000 8.000 10.000 12.000
6.000
5.333
4.667
4.000
3.333
2.667
2.000
MONTH

WELL = 2.00
0245TP IS PLOTTED WITH AN '*'

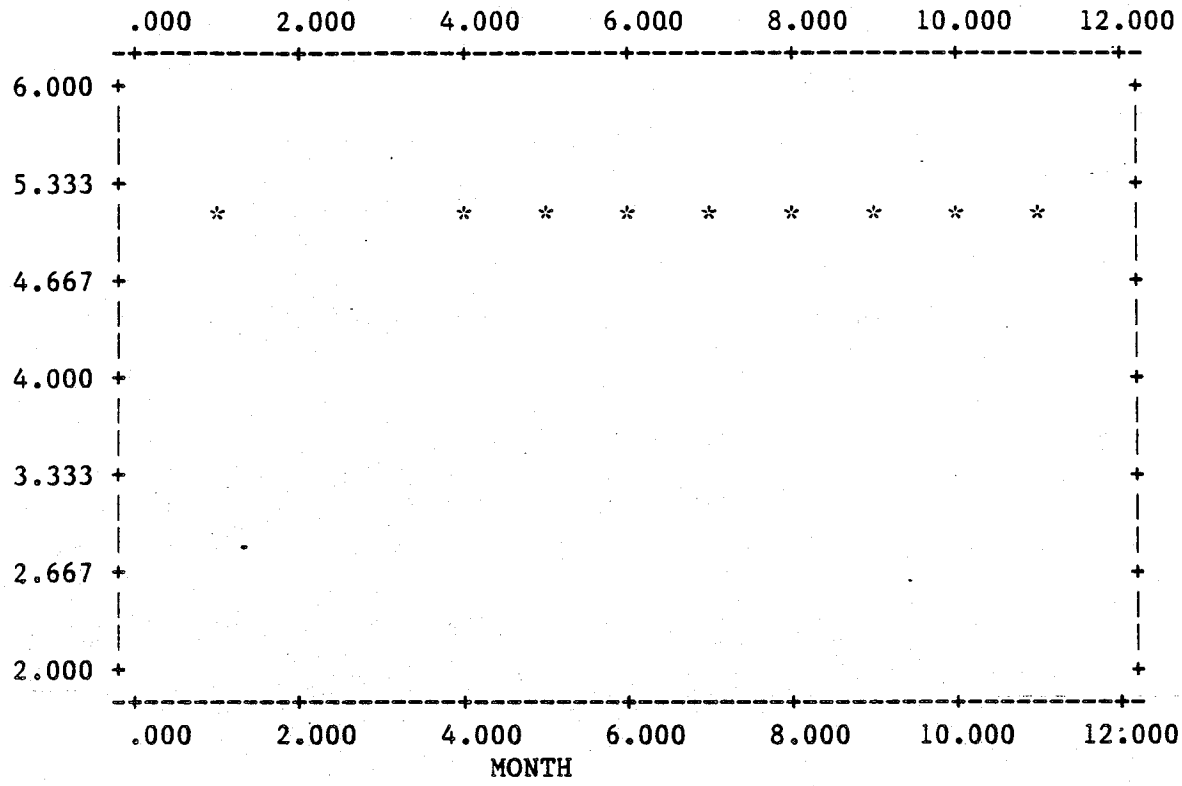

WELL = 3.00
0245TP IS PLOTTED WITH AN '*'

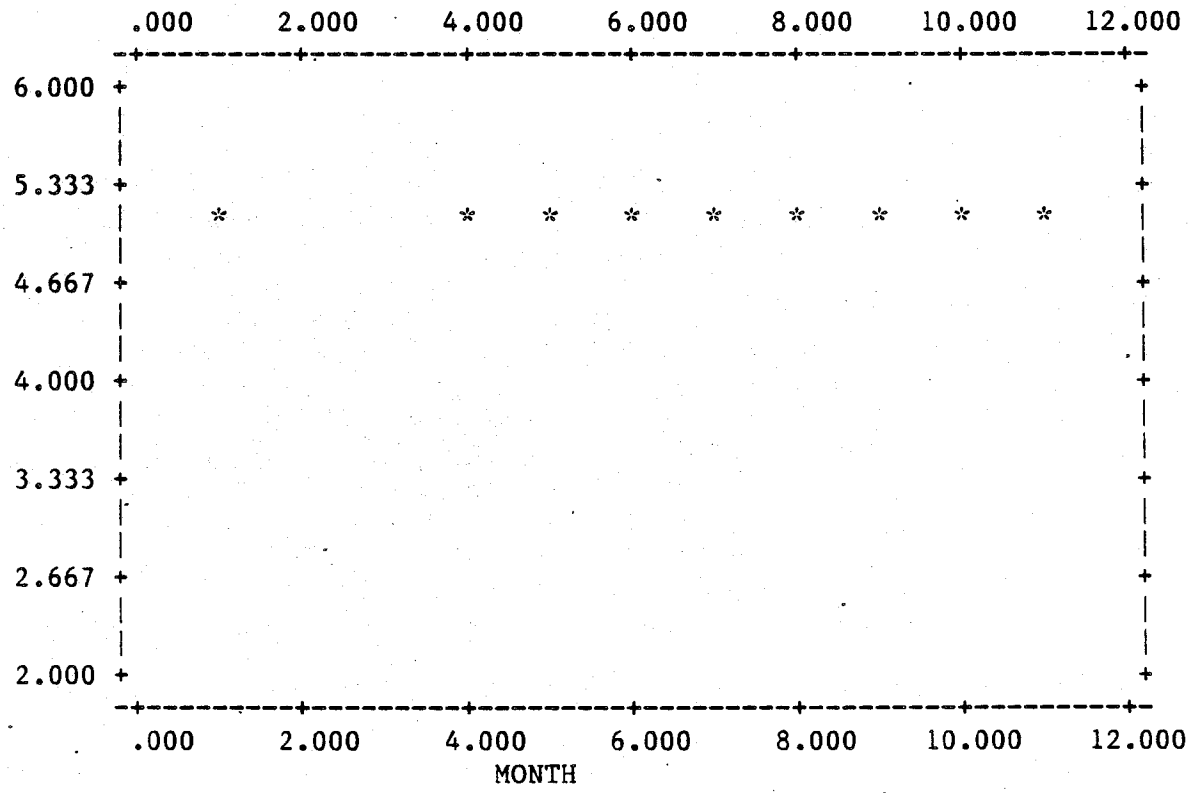

WELL = 4.00
0245TP IS PLOTTED WITH AN '*'

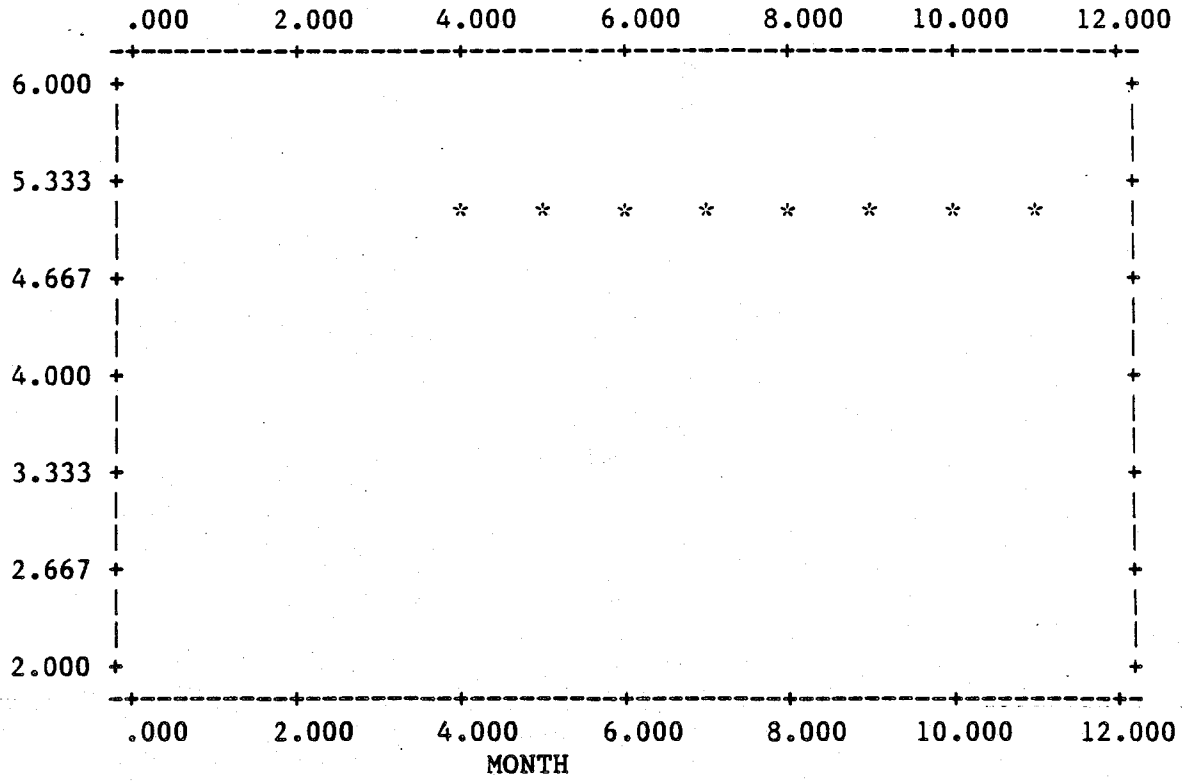

WELL = 5.00
0245TP IS PLOTTED WITH AN '*'

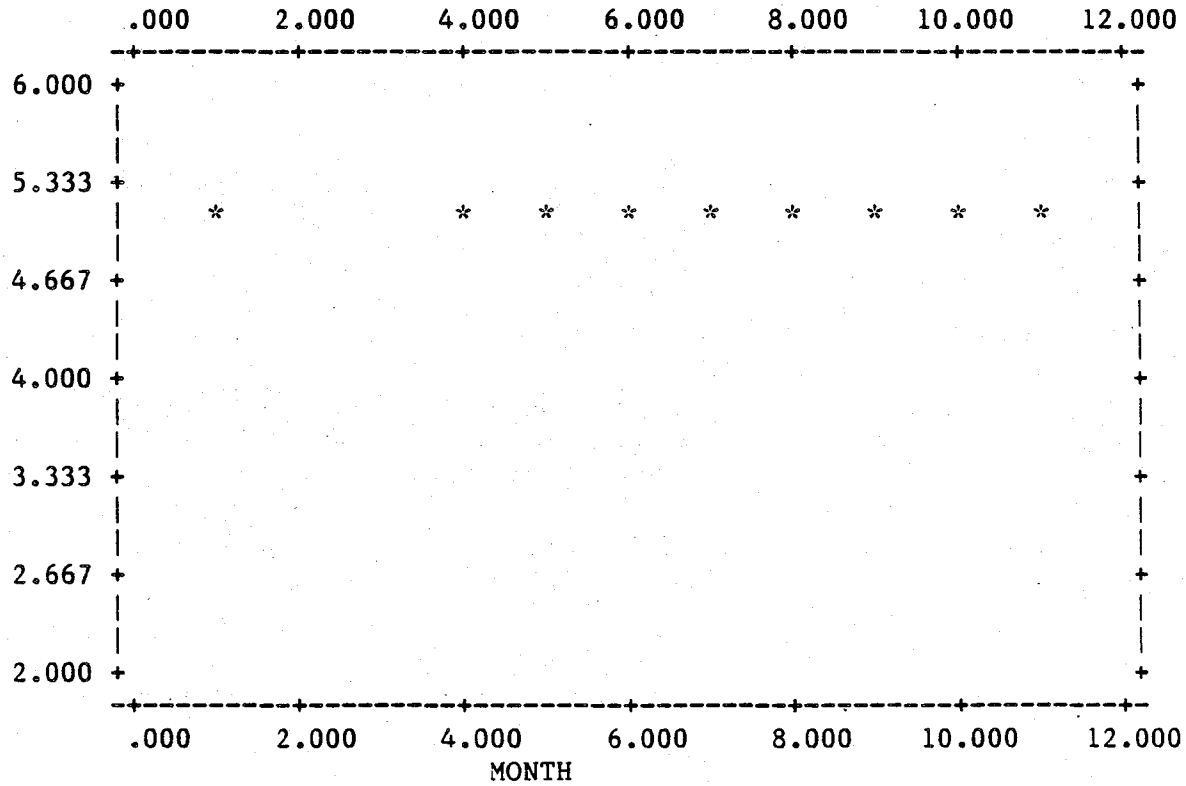

O245TP

WELL = 6.00
IS PLOTTED WITH AN '*'

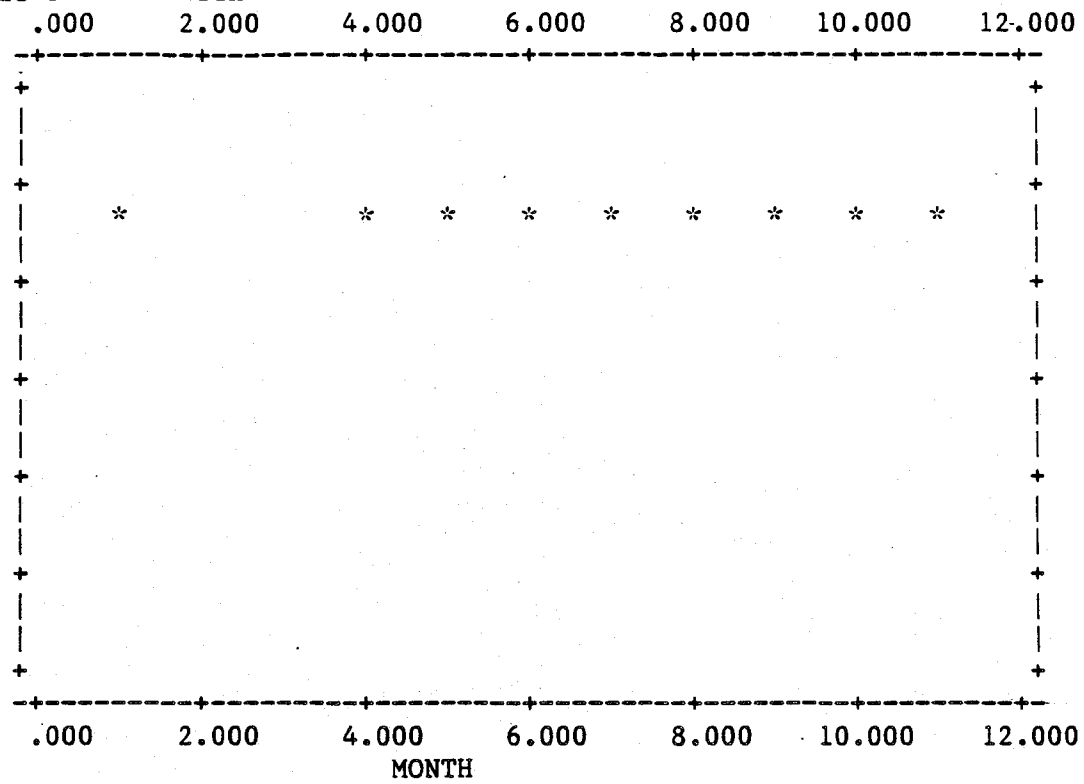

PHENOLIC

WELL = 1.00
IS PLOTTED WITH AN '*'

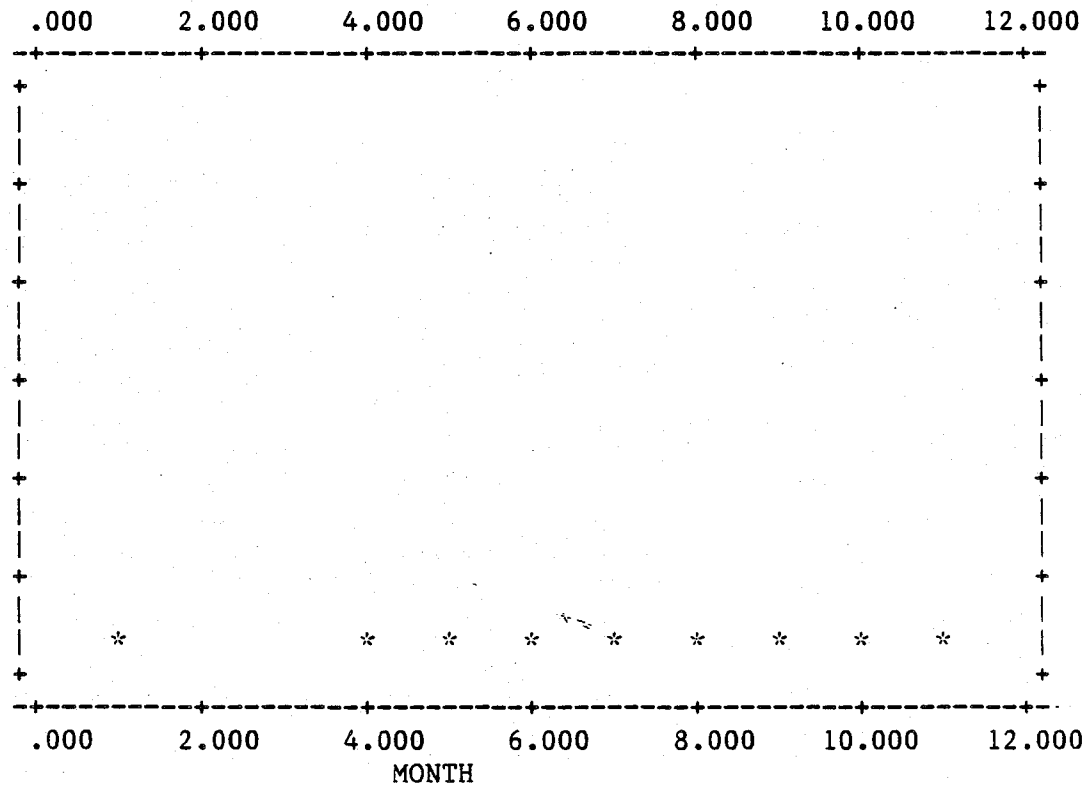

PHENOLIC

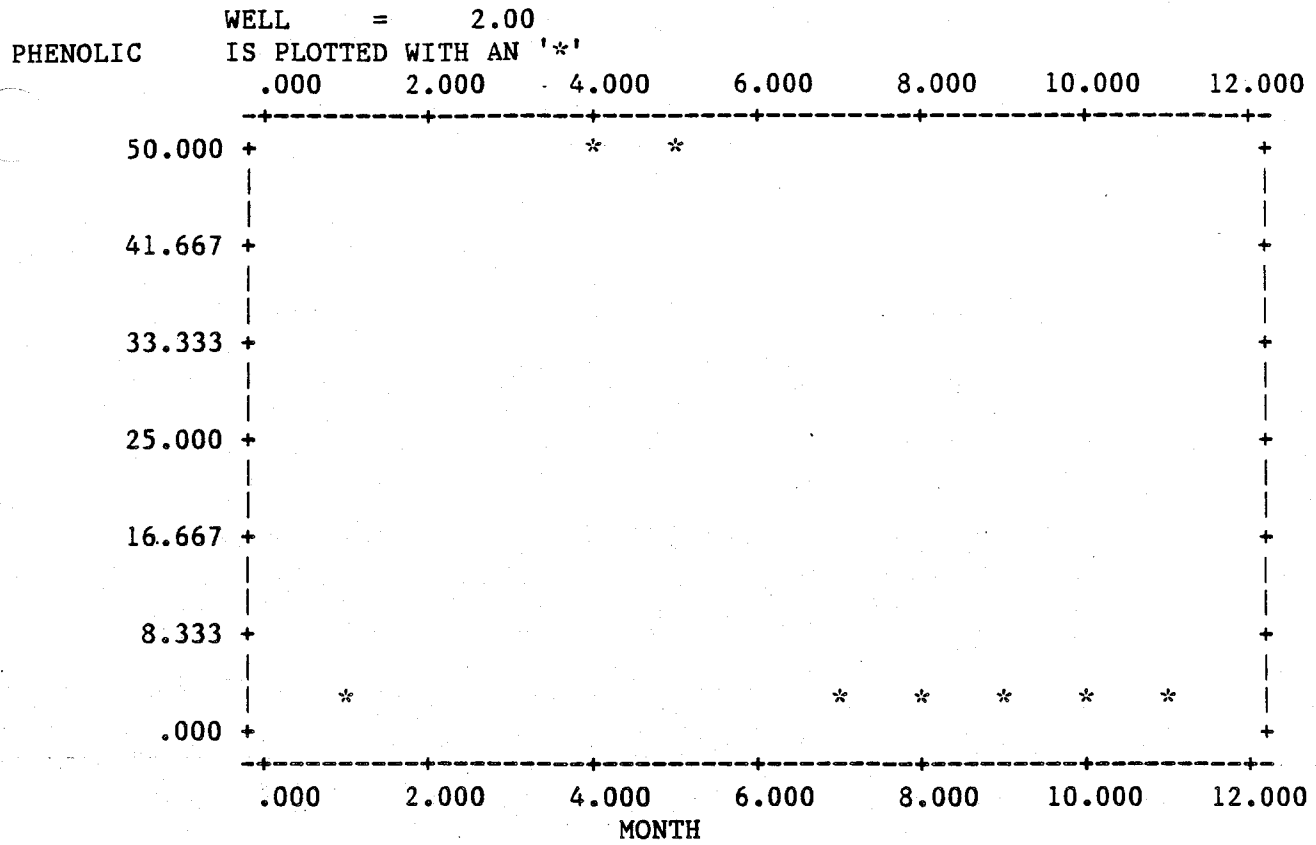

'ENOLIC

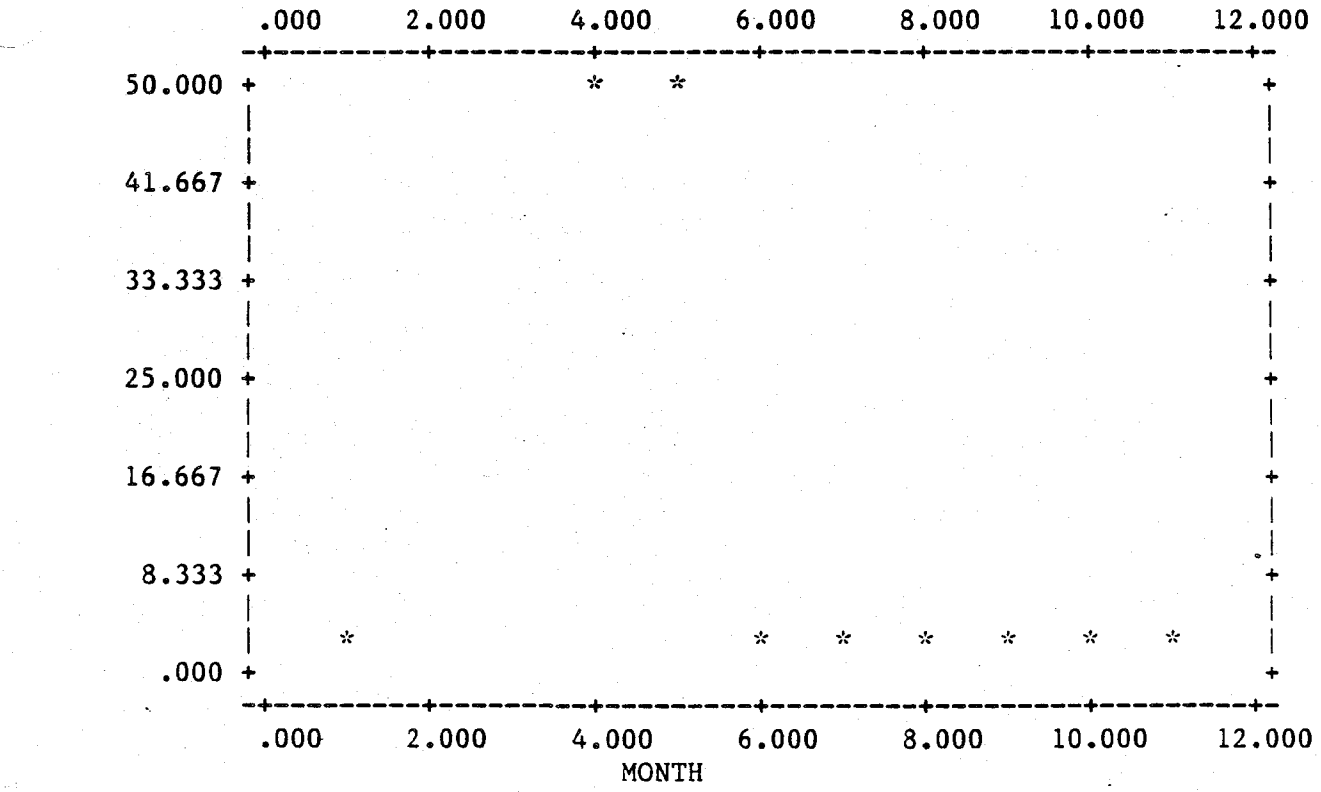

WELL = 4.00

PHENOLIC IS PLOTTED WITH AN '*'

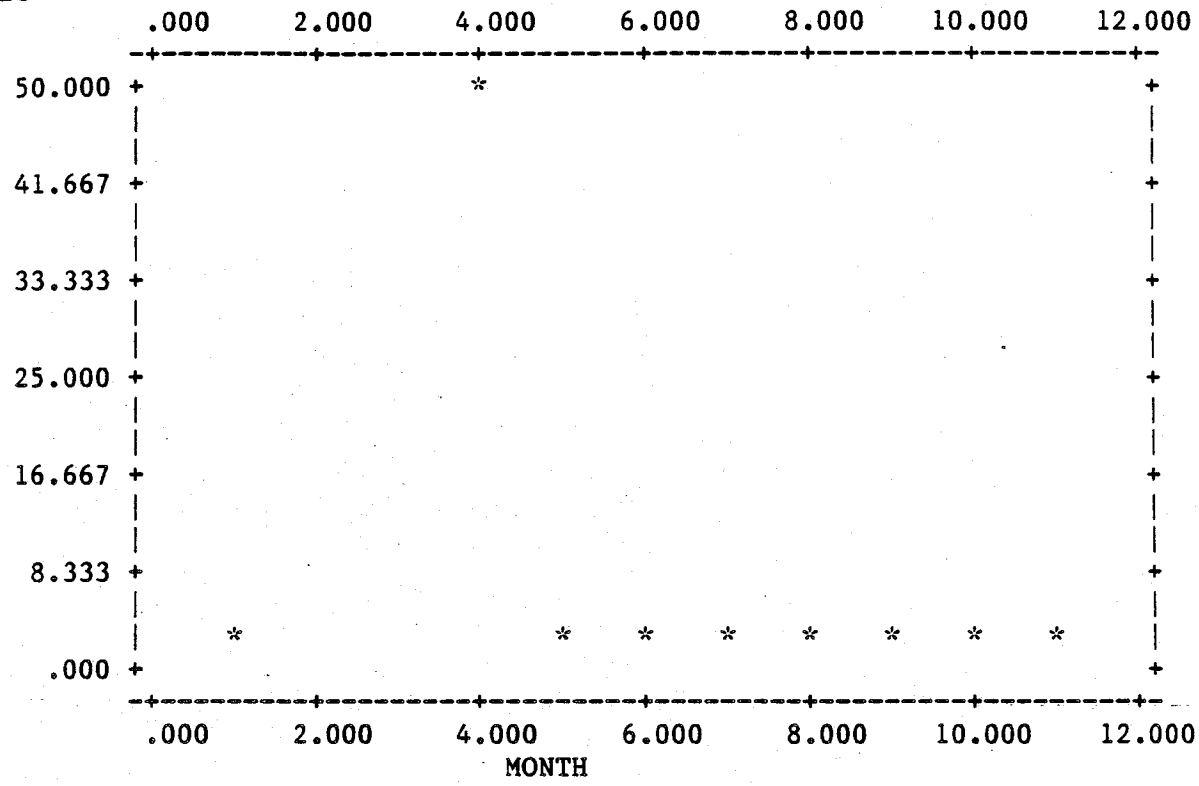

WELL = 5.00

PHENOLIC IS PLOTTED WITH AN '*'

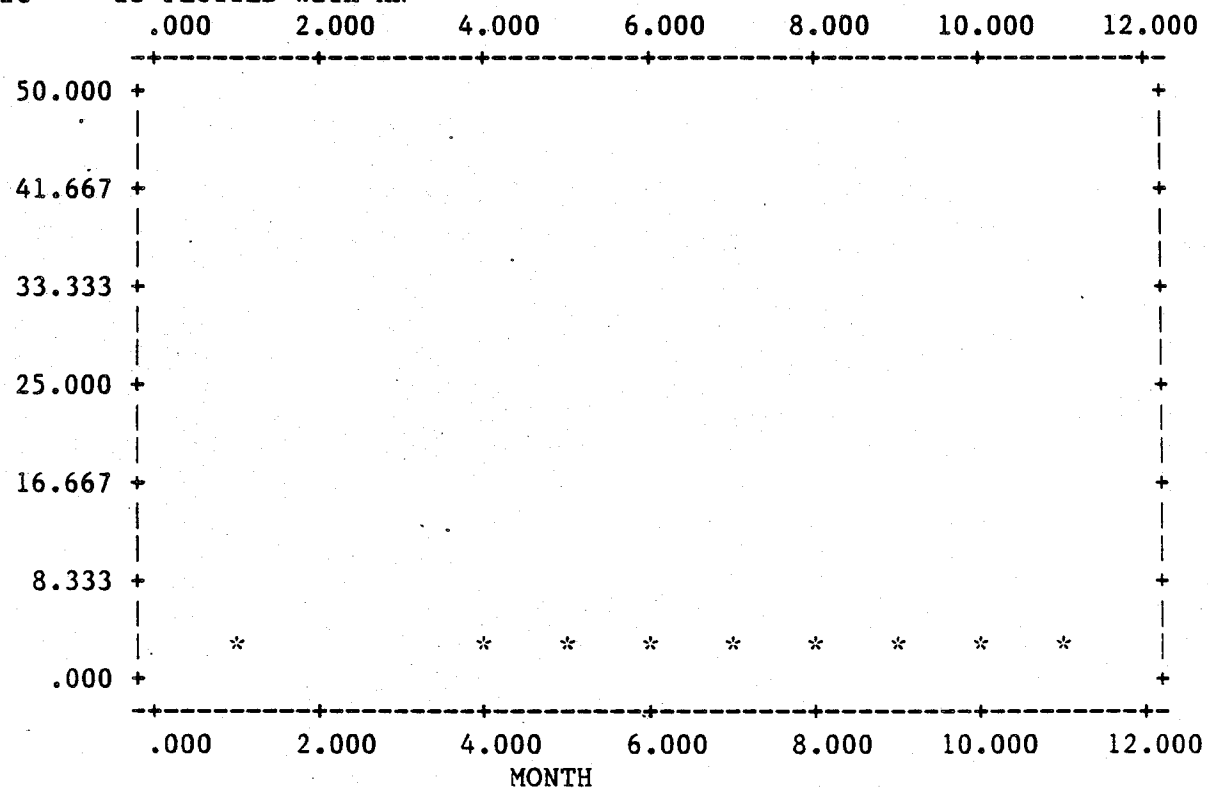

PHENOLIC

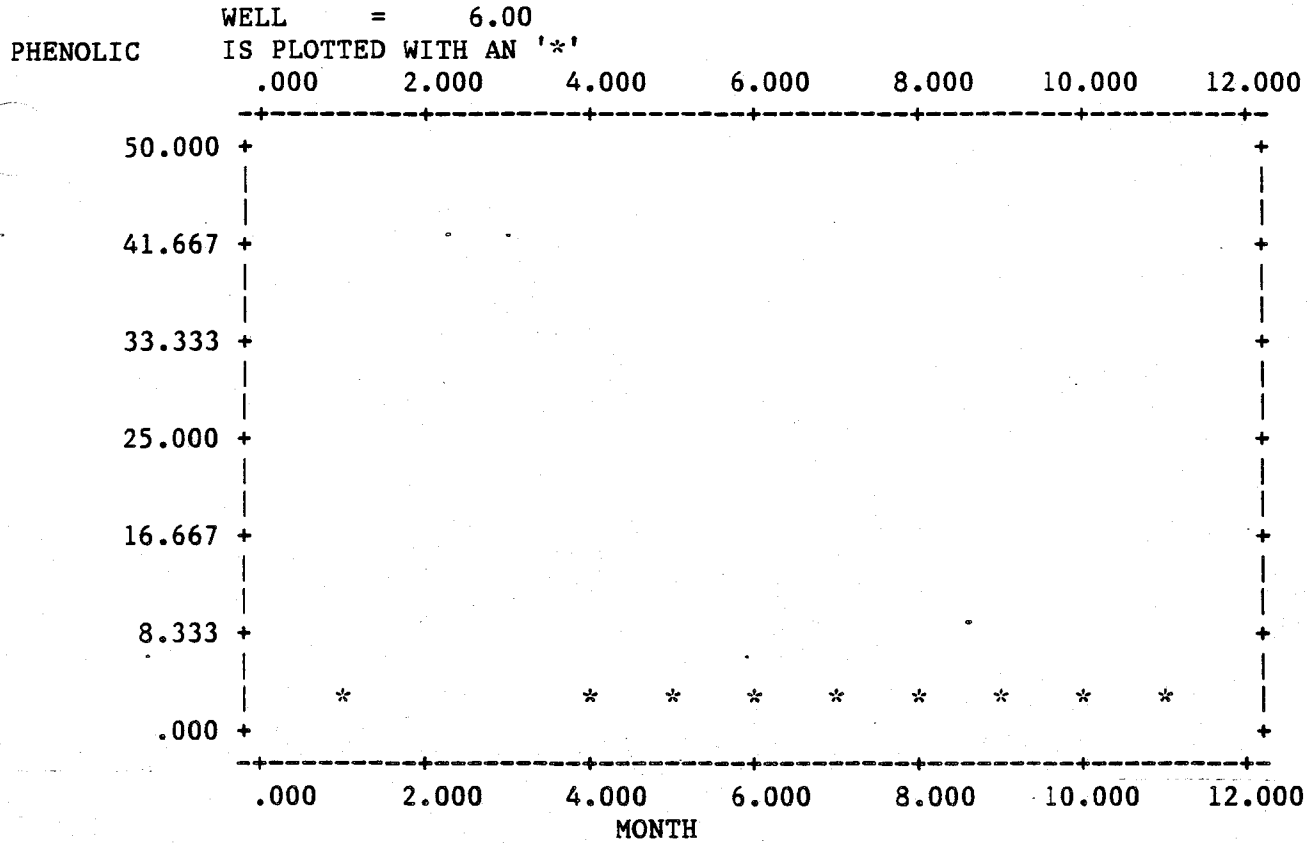

CHLBENZ

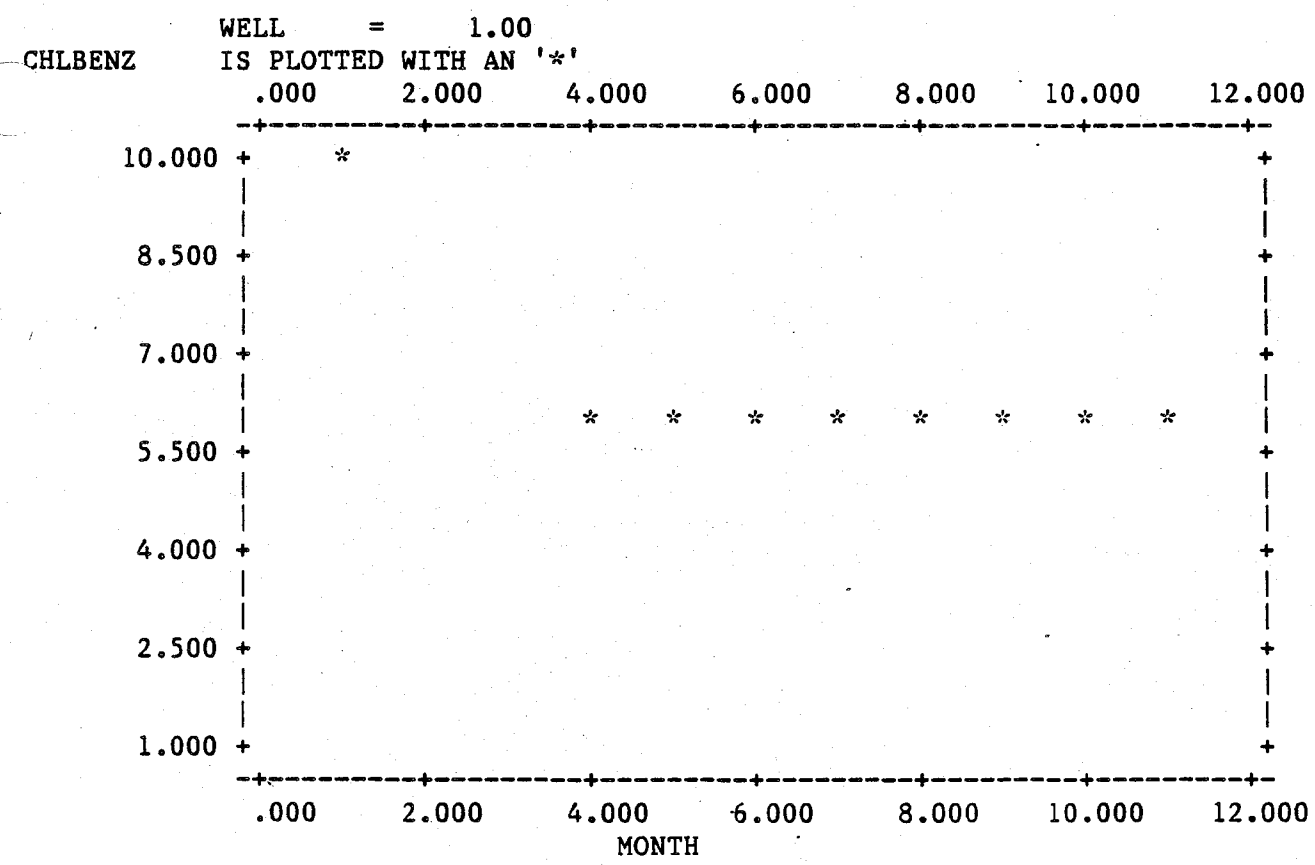

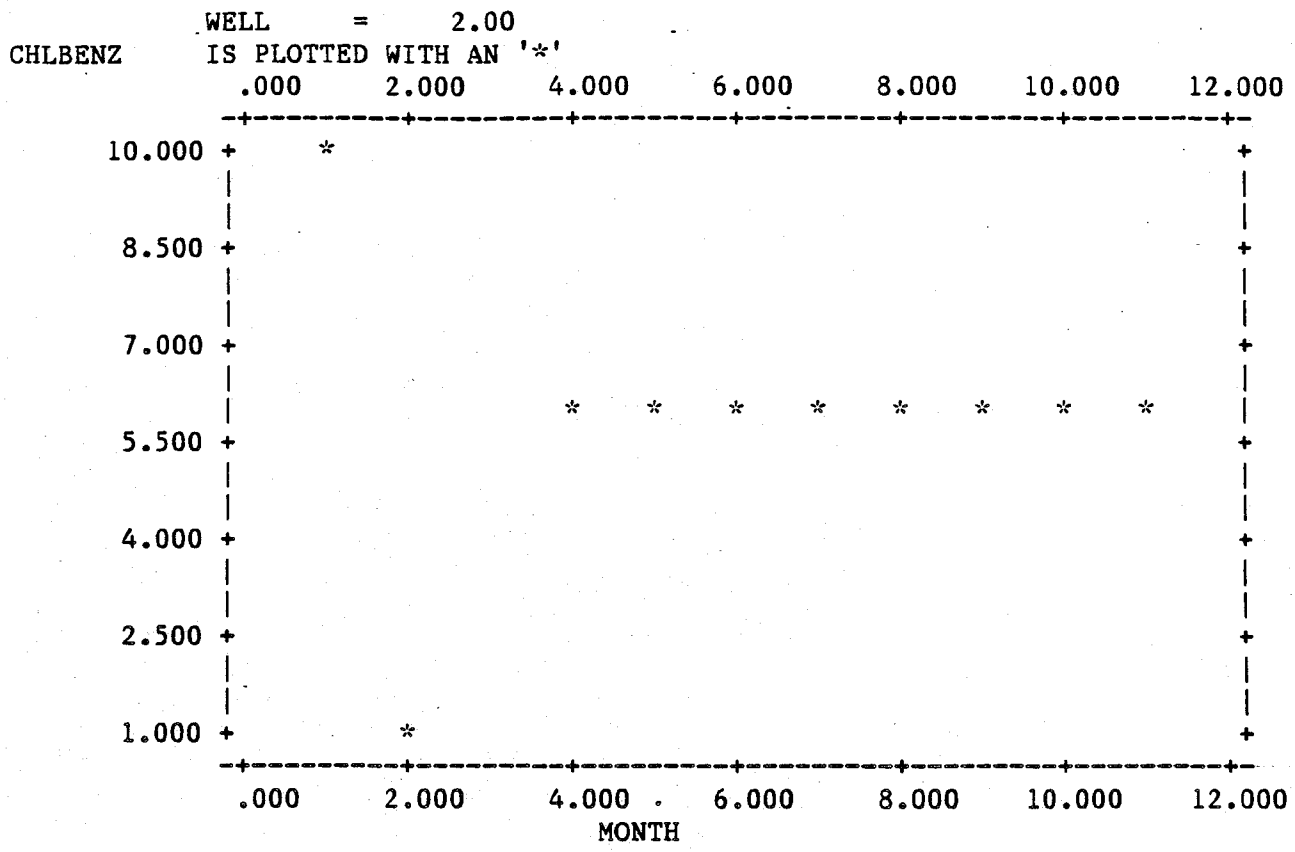
WELL = 2.00
CHLBENZ IS PLOTTED WITH AN '*'
.000 2.000 4.000 6.000 8.000 10.000 12.000
10.000
8.500
7.000
5.500
4.000
2.500
1.000
MONTH

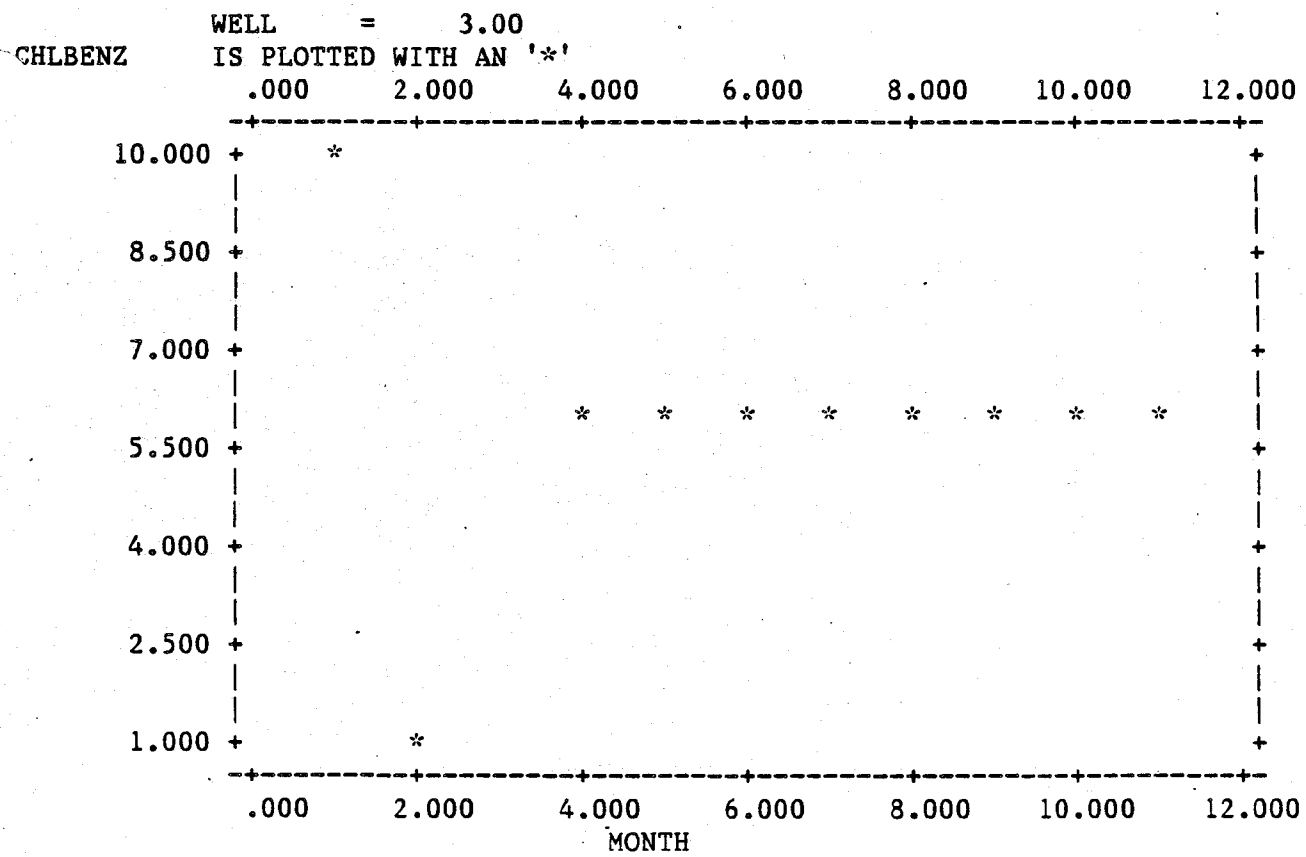
WELL = 3.00
CHLBENZ IS PLOTTED WITH AN '*'
.000 2.000 4.000 6.000 8.000 10.000 12.000
10.000
8.500
7.000
5.500
4.000
2.500
1.000
MONTH

WELL = 4.00
CHLBENZ IS PLOTTED WITH AN '*'

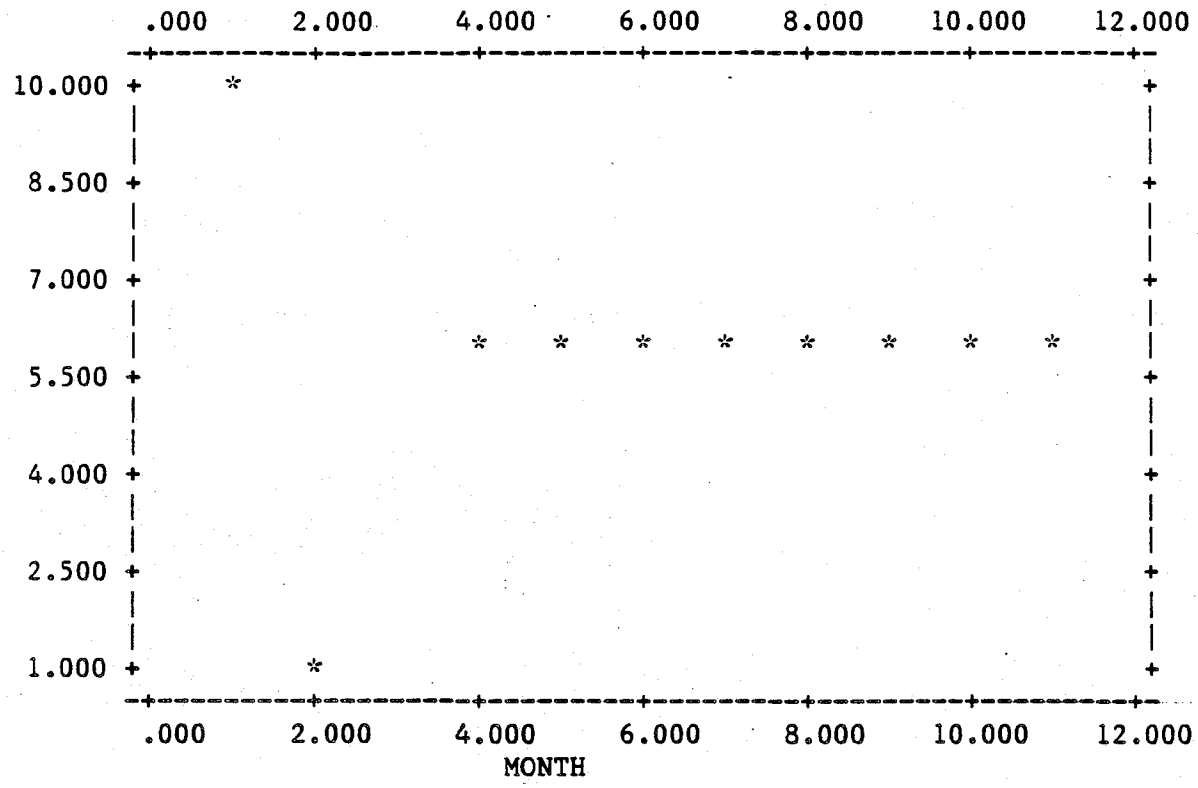

WELL = 5.00
CHLBENZ IS PLOTTED WITH AN '*'

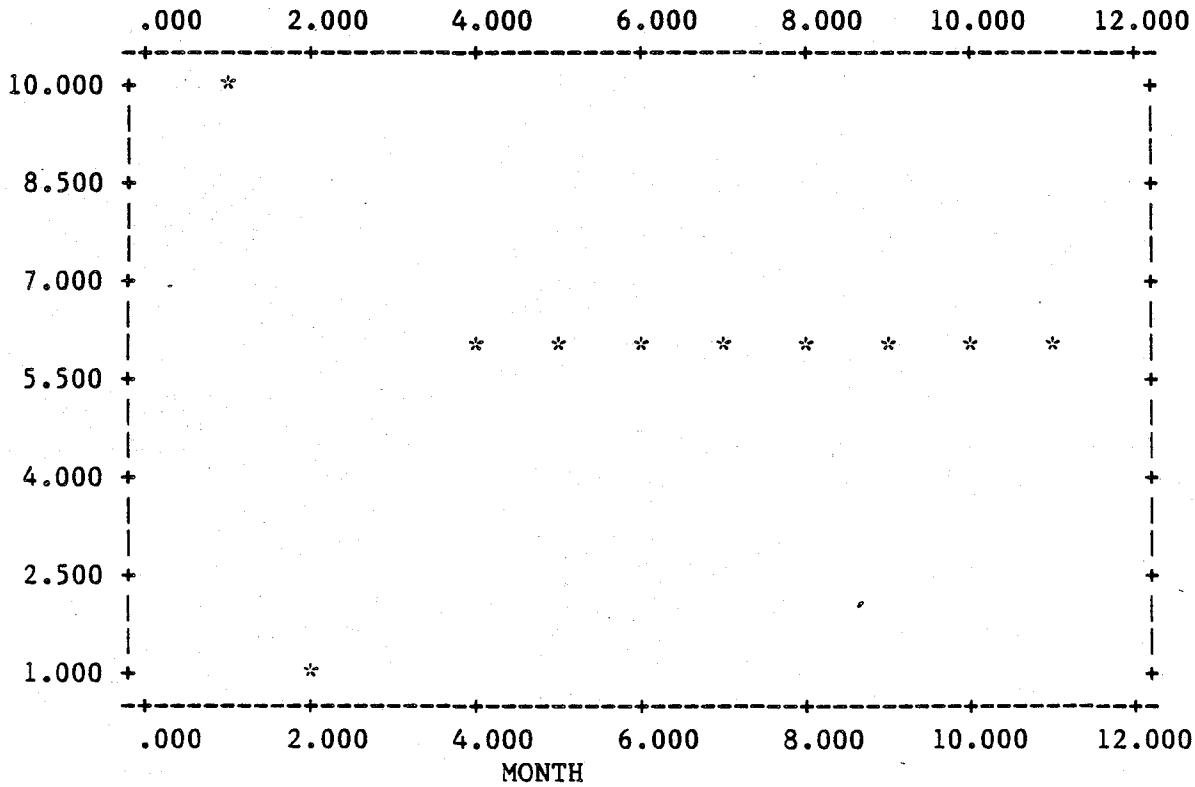

CHLBENZ

WELL = 6.00
IS PLOTTED WITH AN '*'

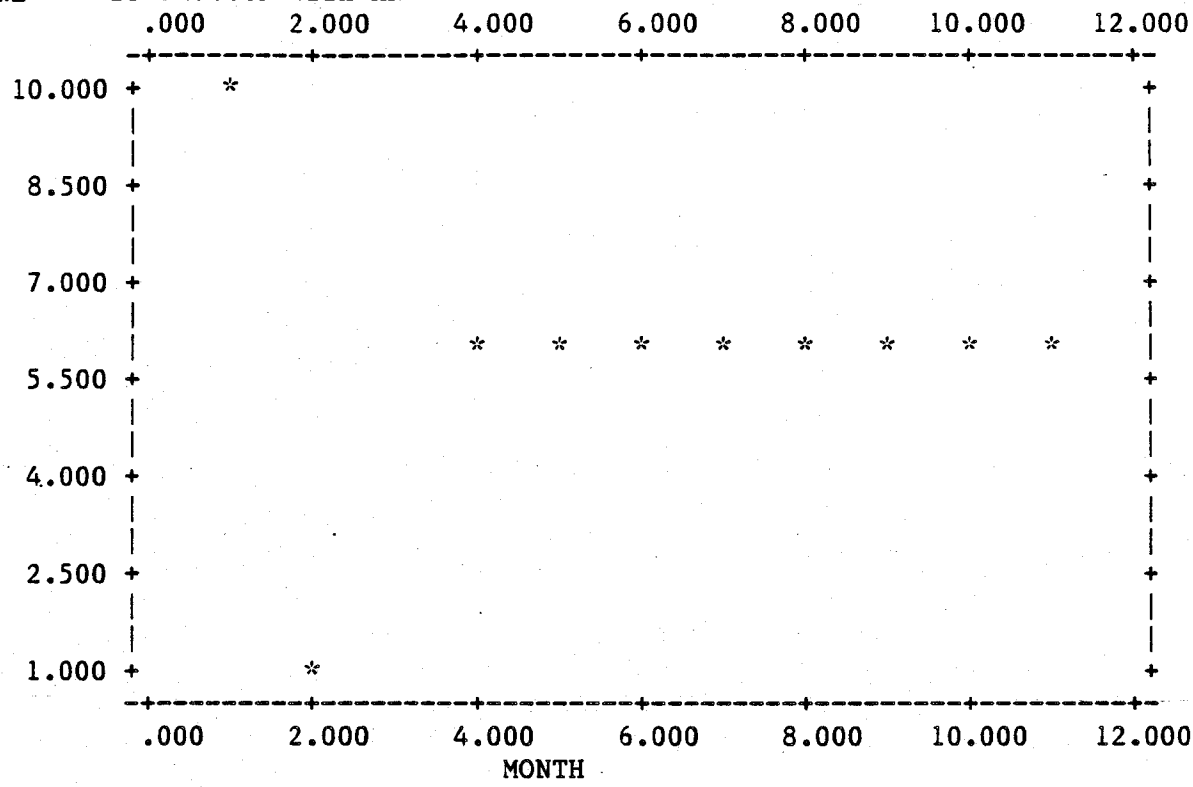

CHLFORM

WELL = 1.00
IS PLOTTED WITH AN '*'

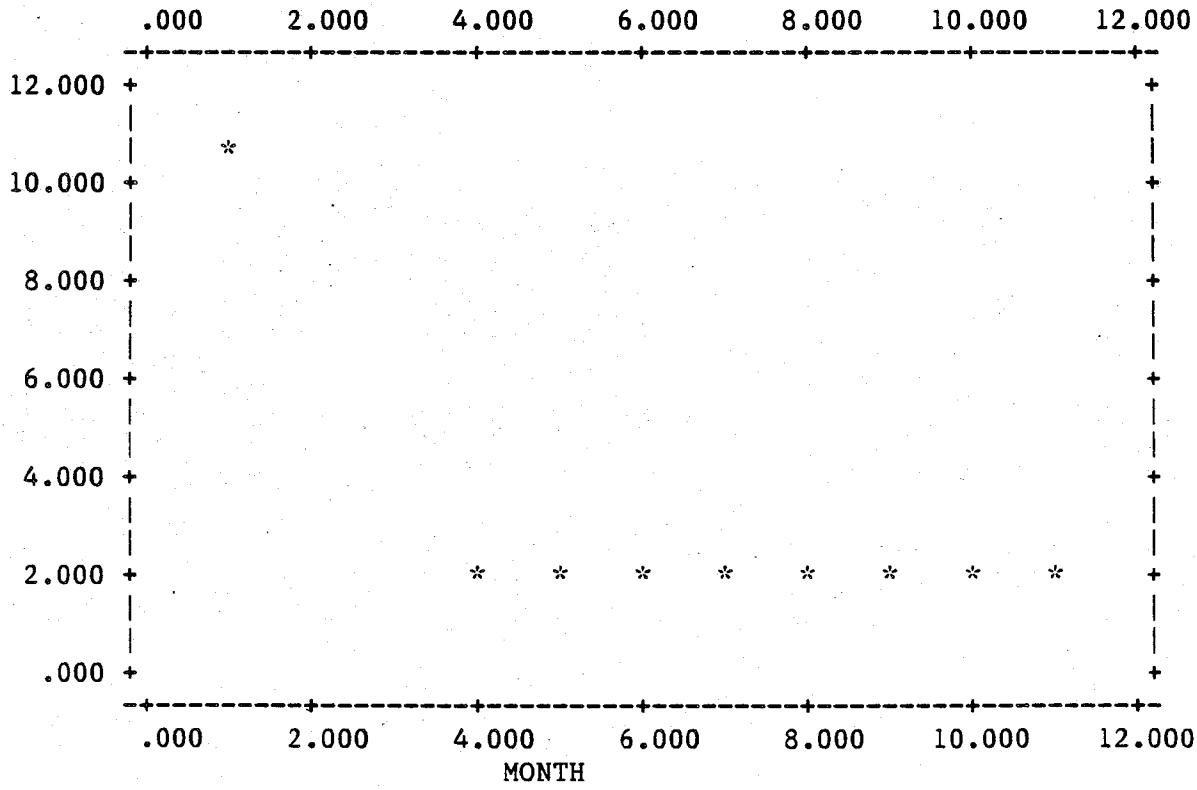

WELL = 2.00

CHLFORM IS PLOTTED WITH AN '*'

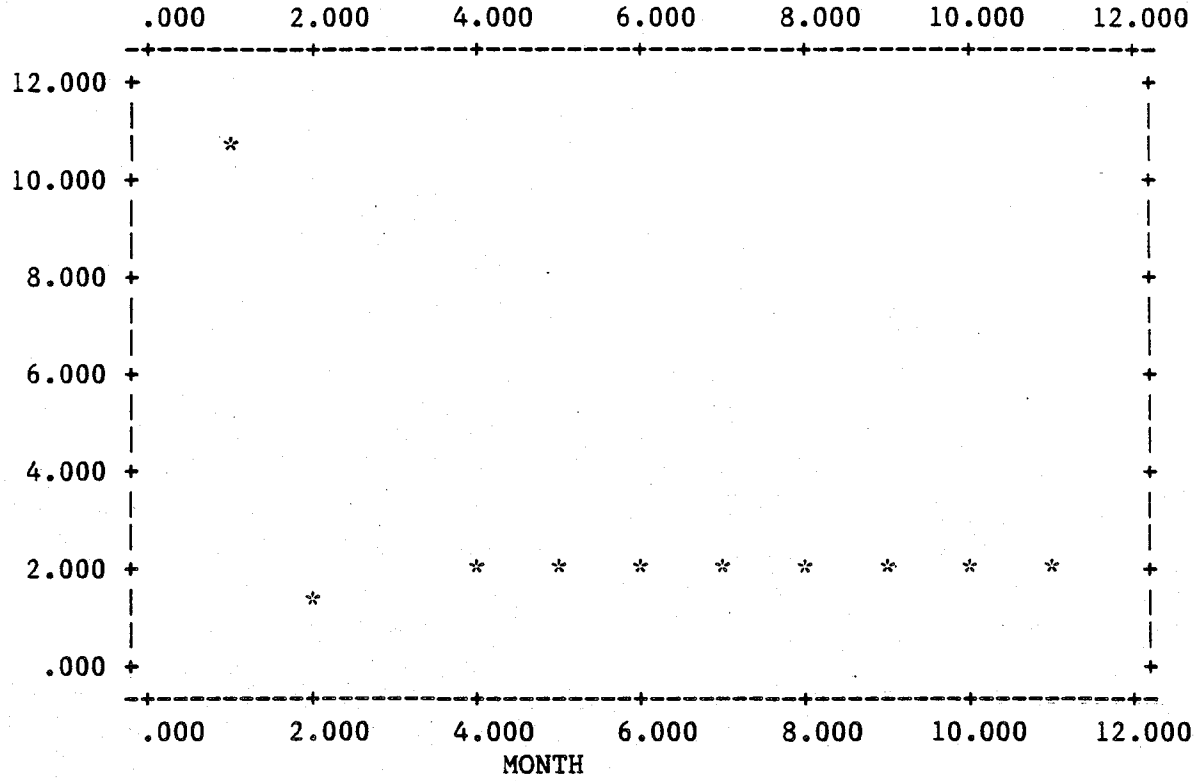

WELL = 3.00

CHLFORM IS PLOTTED WITH AN '*'

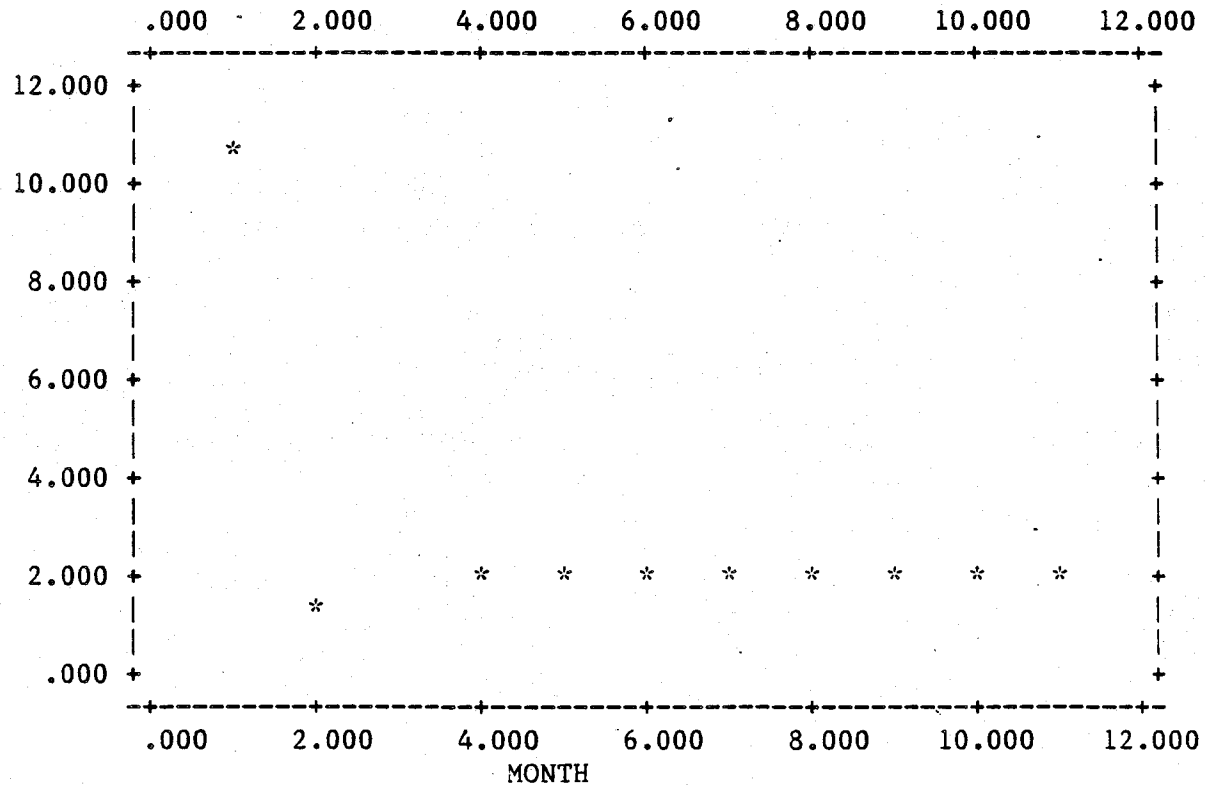

WELL = 4.00
CHLFORM IS PLOTTED WITH AN '*'

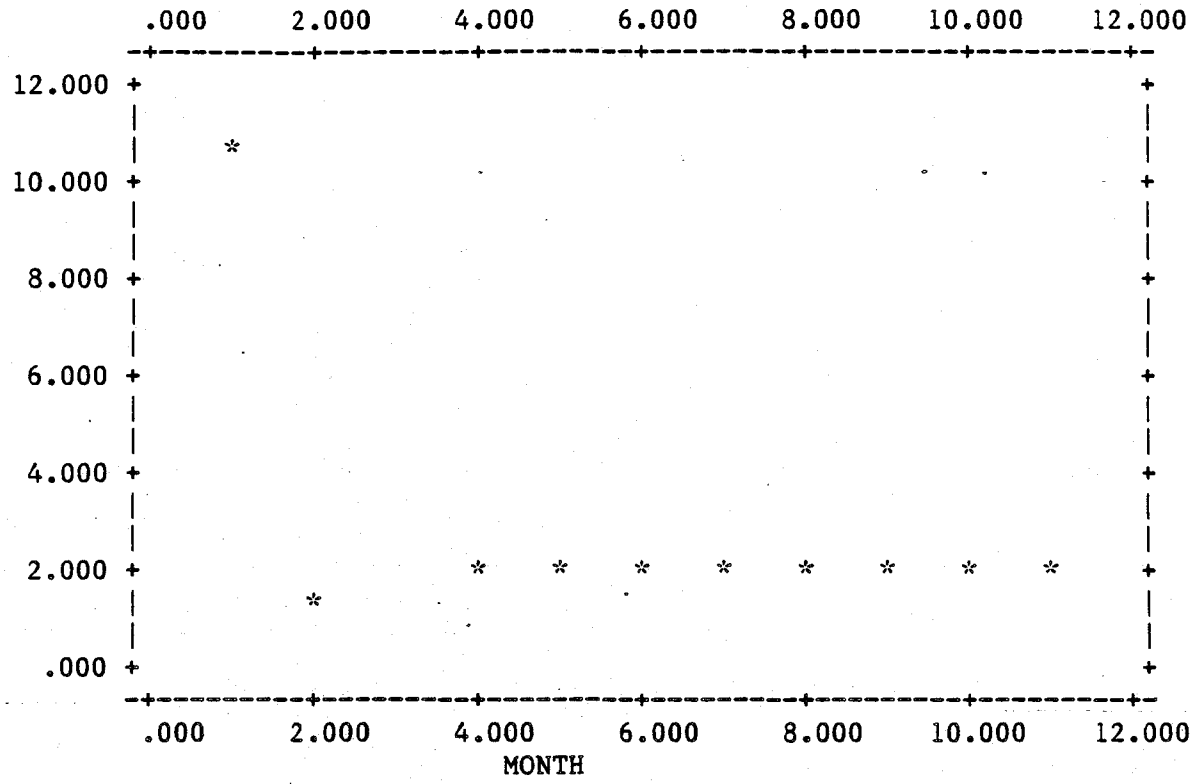

WELL = 5.00
CHLFORM IS PLOTTED WITH AN '*'

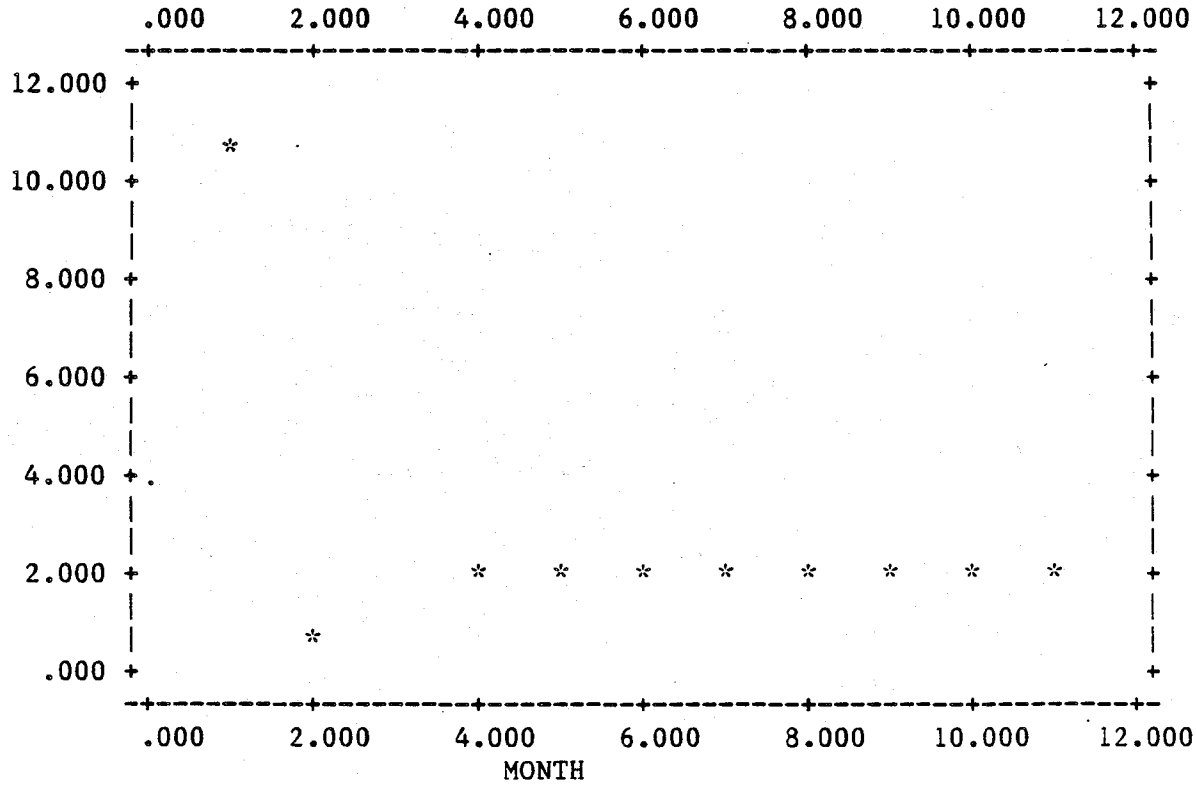

CHLFORM

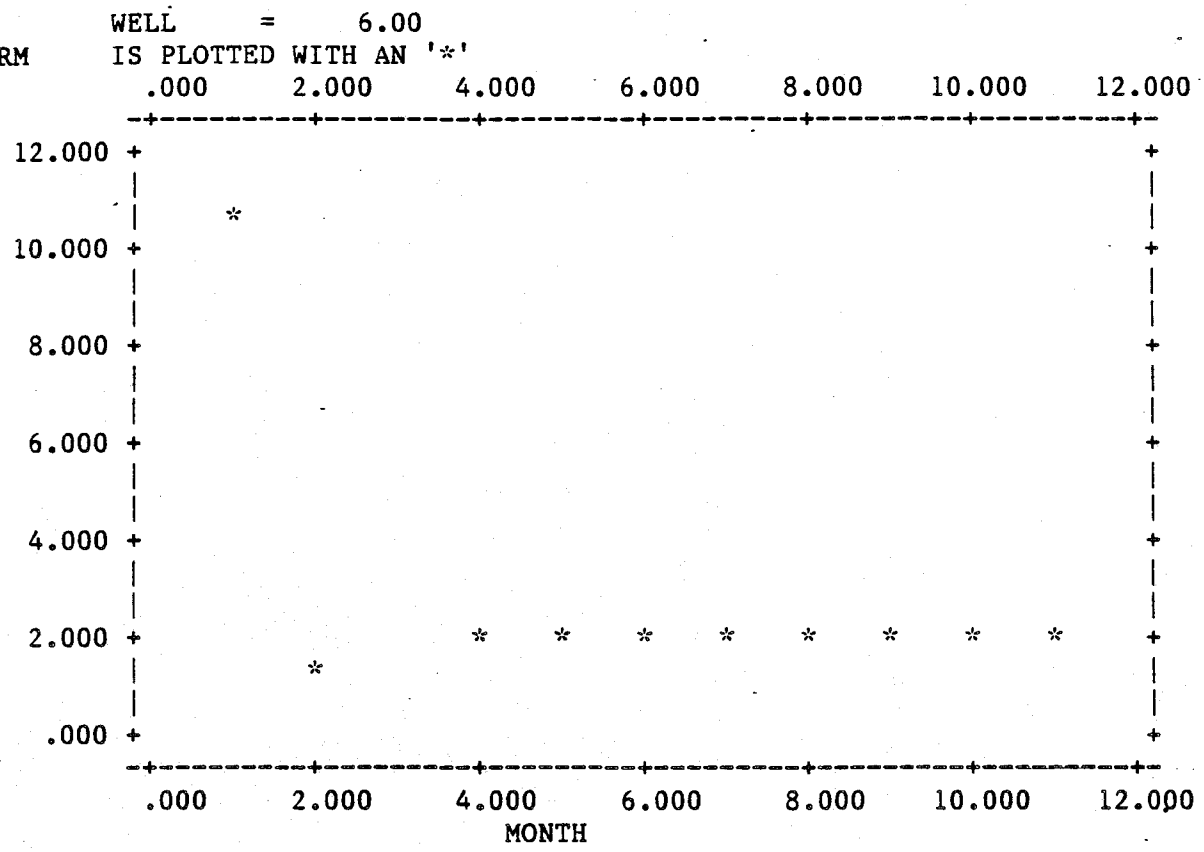

CLBRME

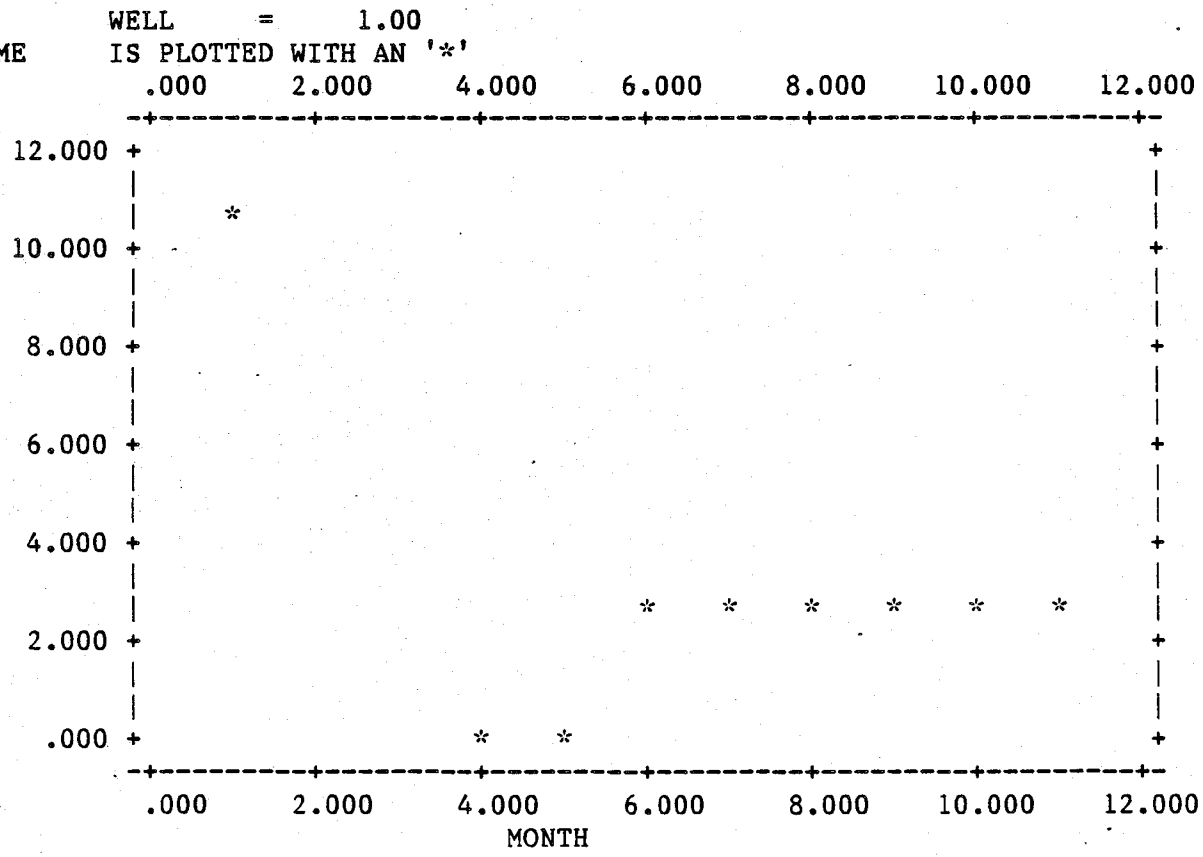

DICLBRME

WELL = 2.00
IS PLOTTED WITH AN '*'

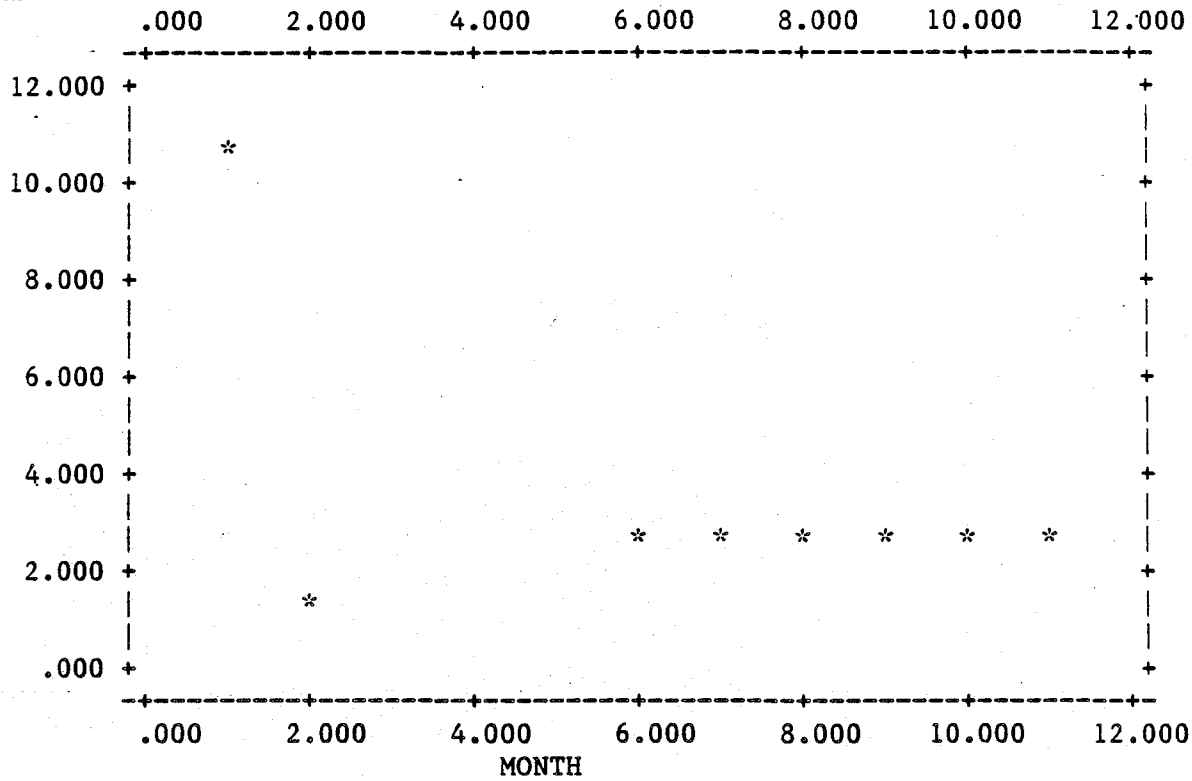

CLBRME

WELL = 3.00
IS PLOTTED WITH AN '*'

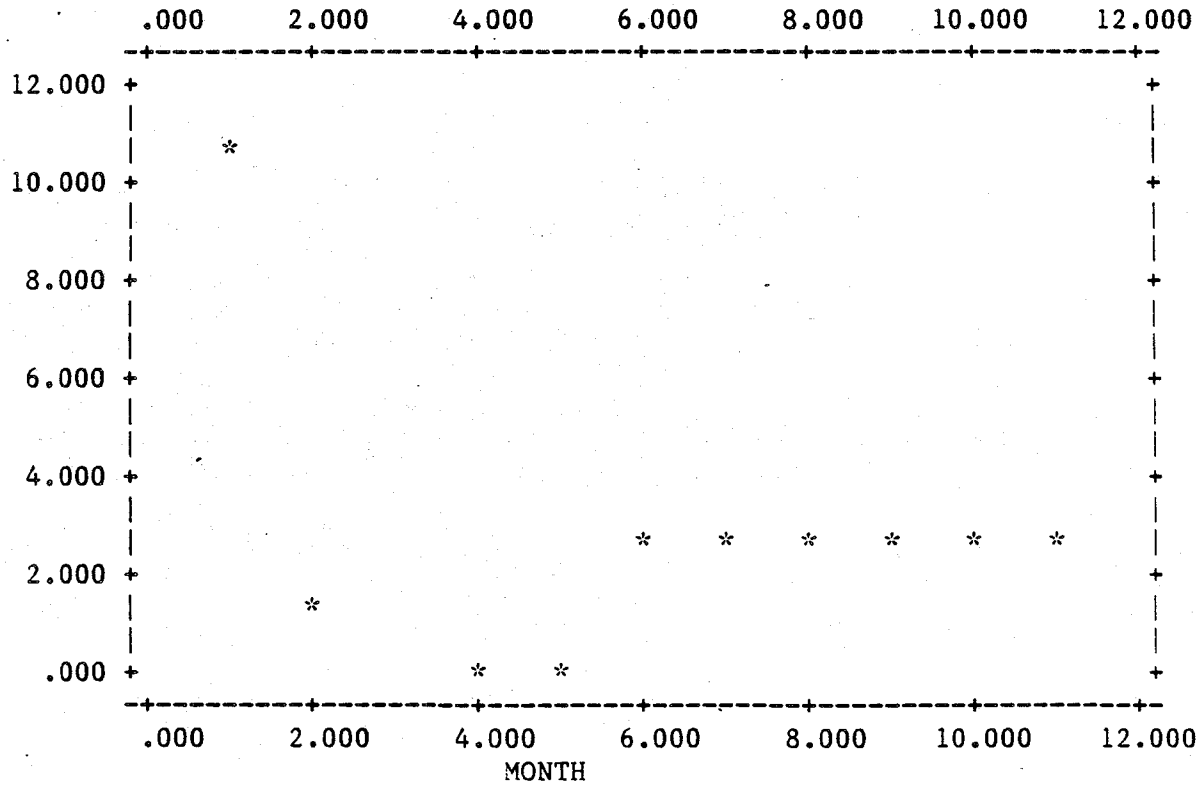

DICLBRME

WELL = 4.00
IS PLOTTED WITH AN '*'

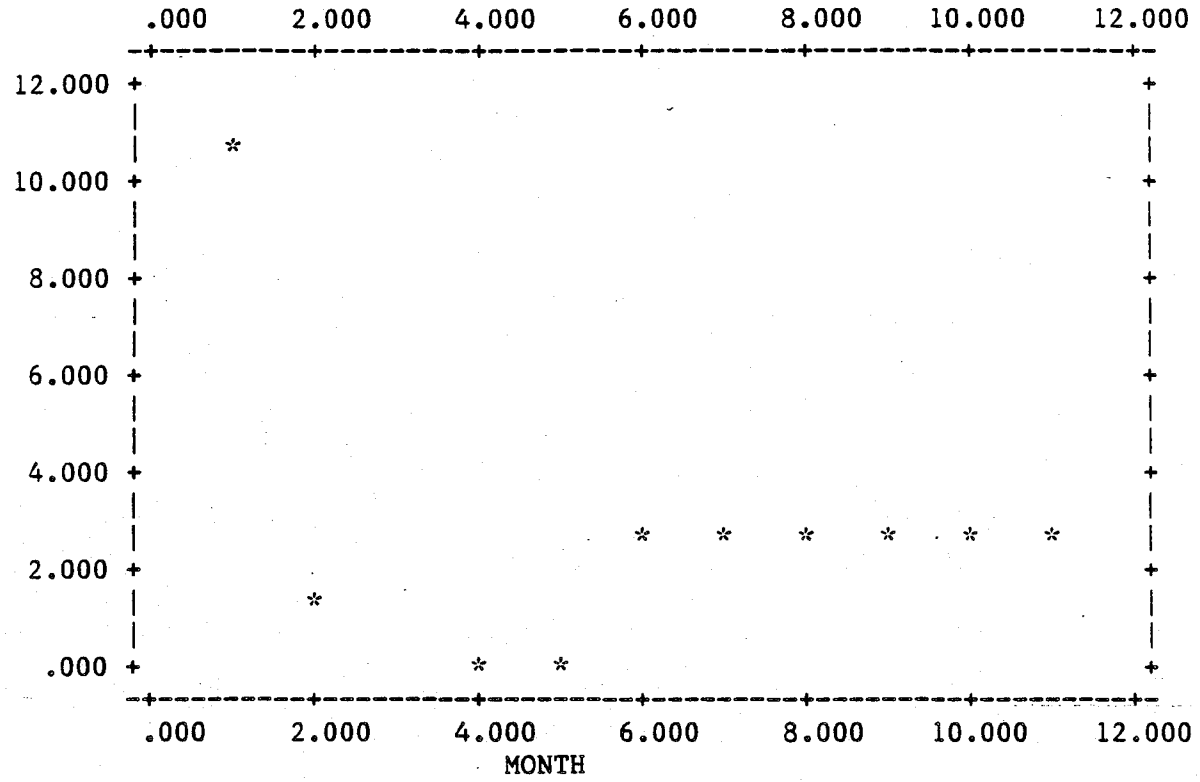

CLBRME

WELL = 5.00
IS PLOTTED WITH AN '*'

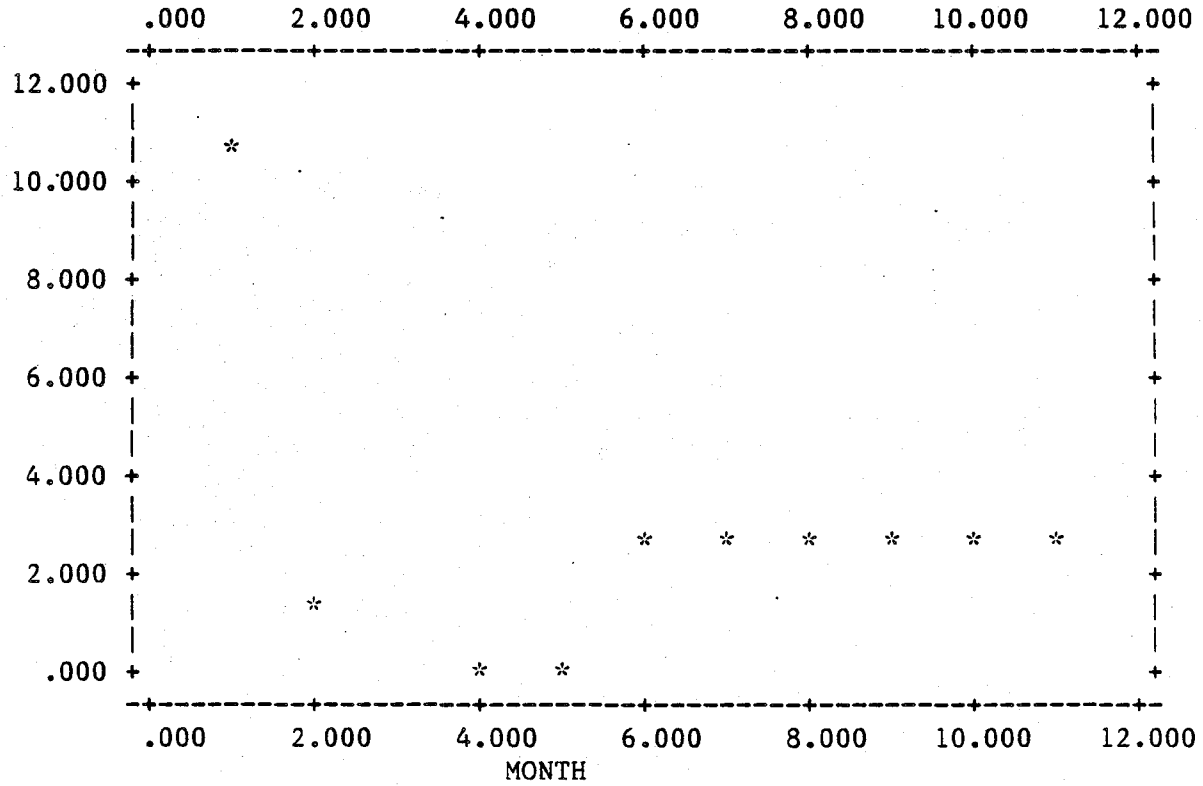

DICLBRME

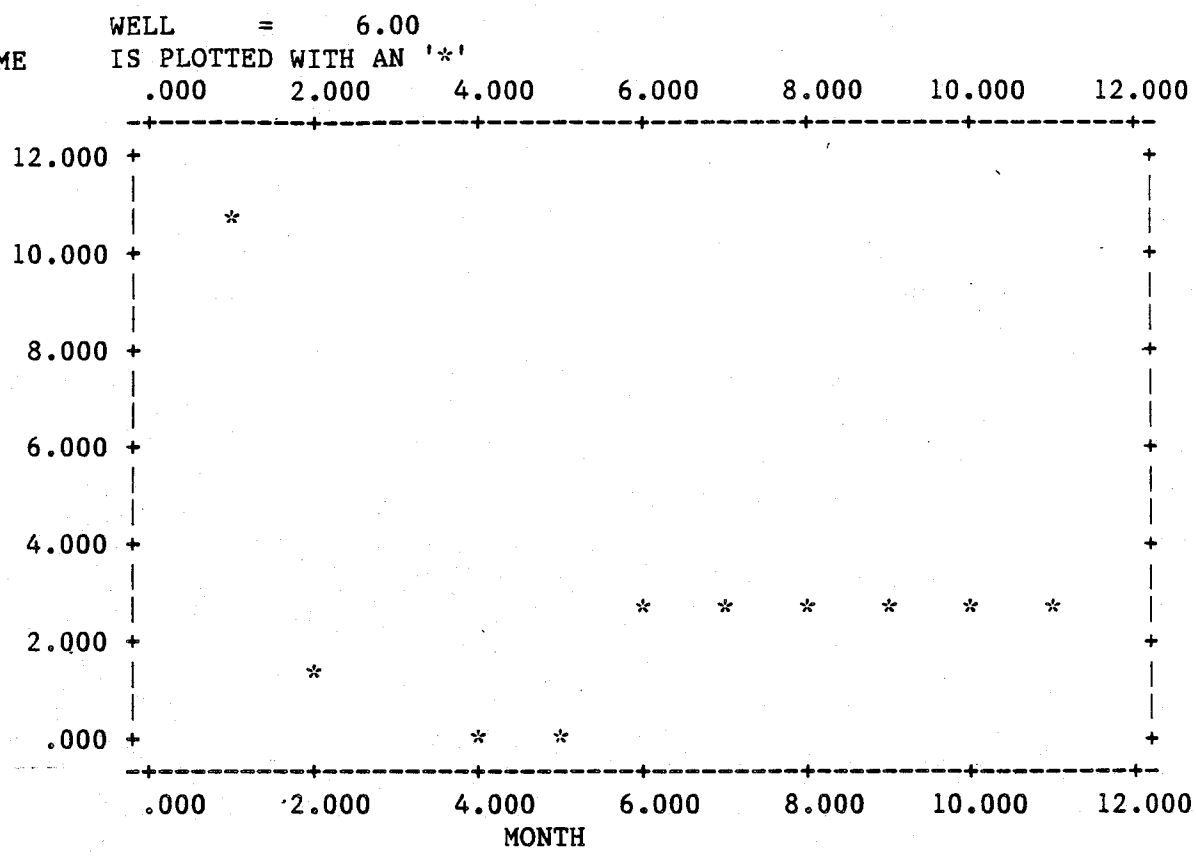

TCLFLME

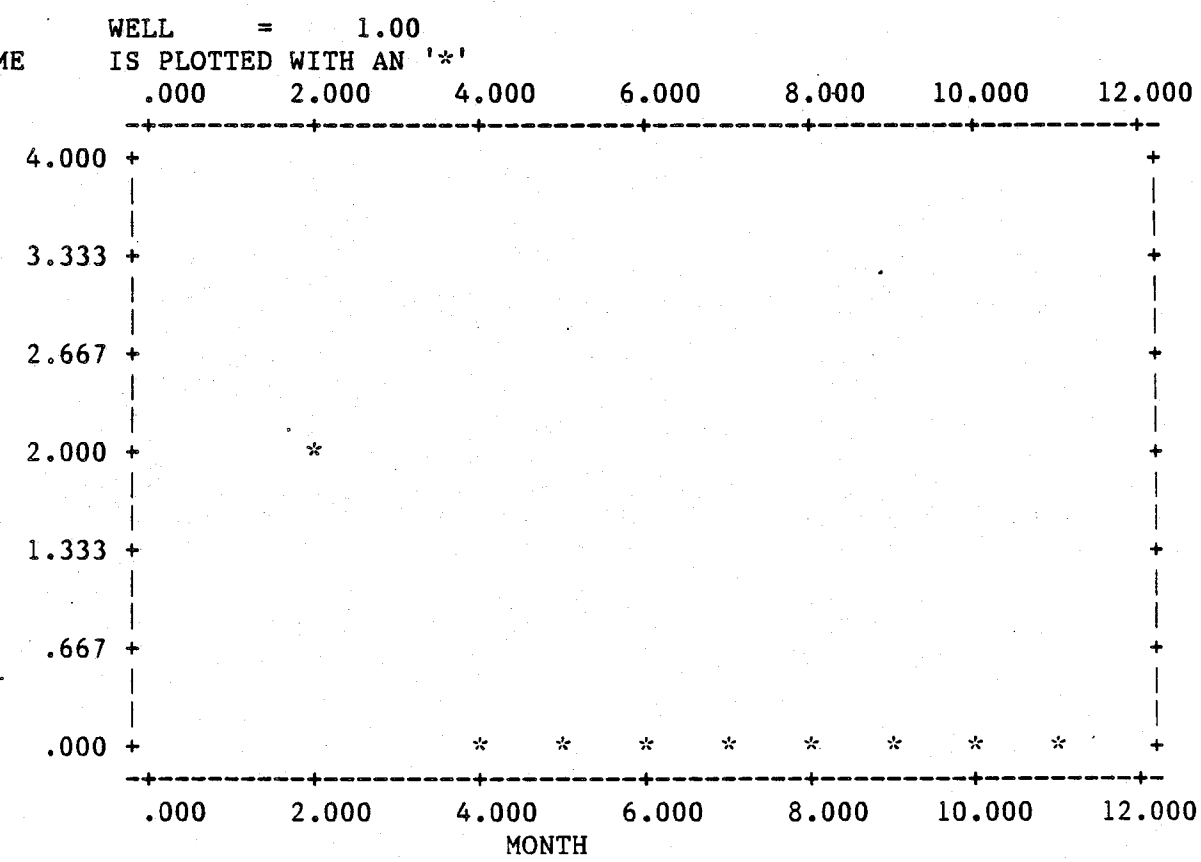

DICLFLME

WELL = 2.00
IS PLOTTED WITH AN '*'

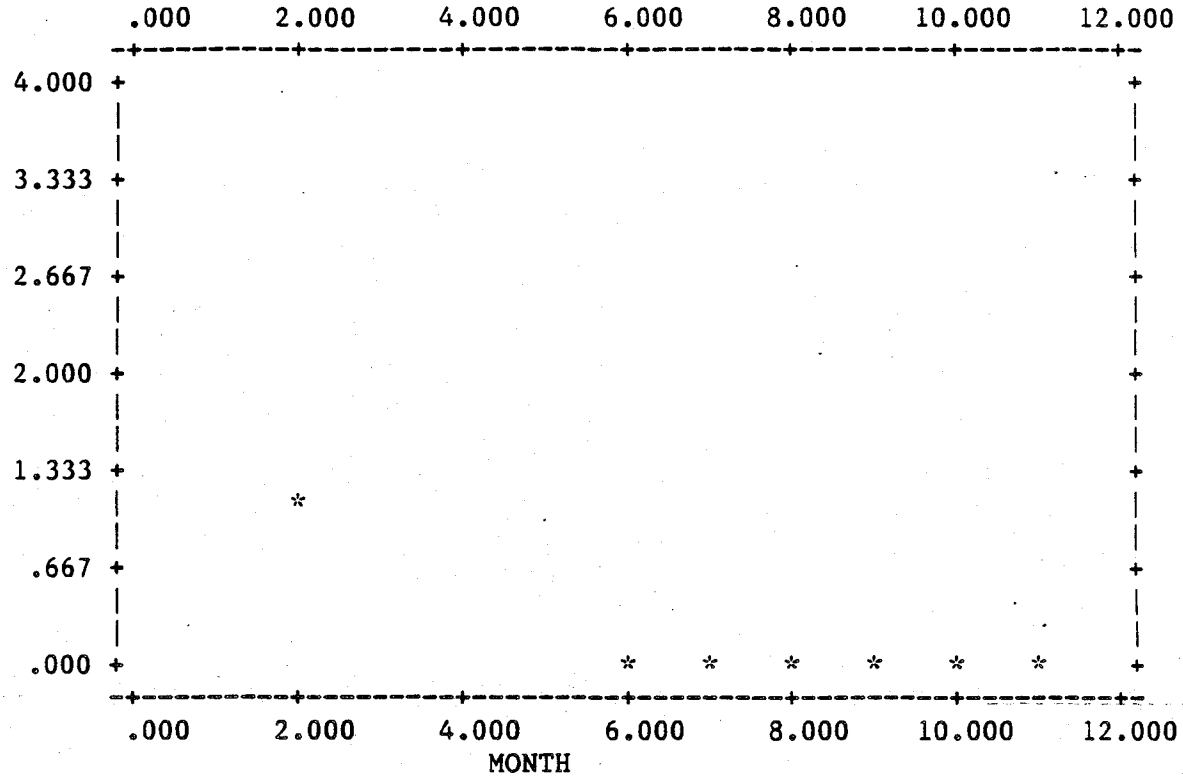

DICLFLME

WELL = 3.00
IS PLOTTED WITH AN '*'

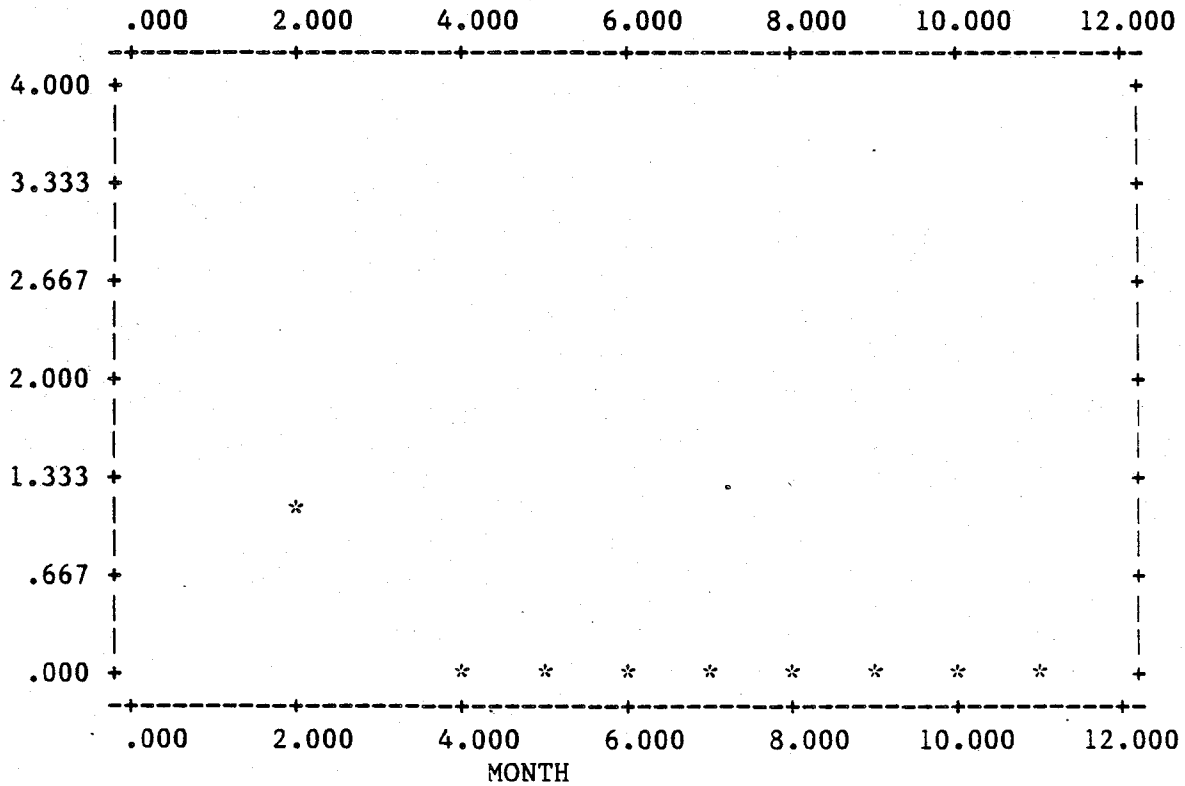

DICLFLME

WELL = 4.00
IS PLOTTED WITH AN '*'

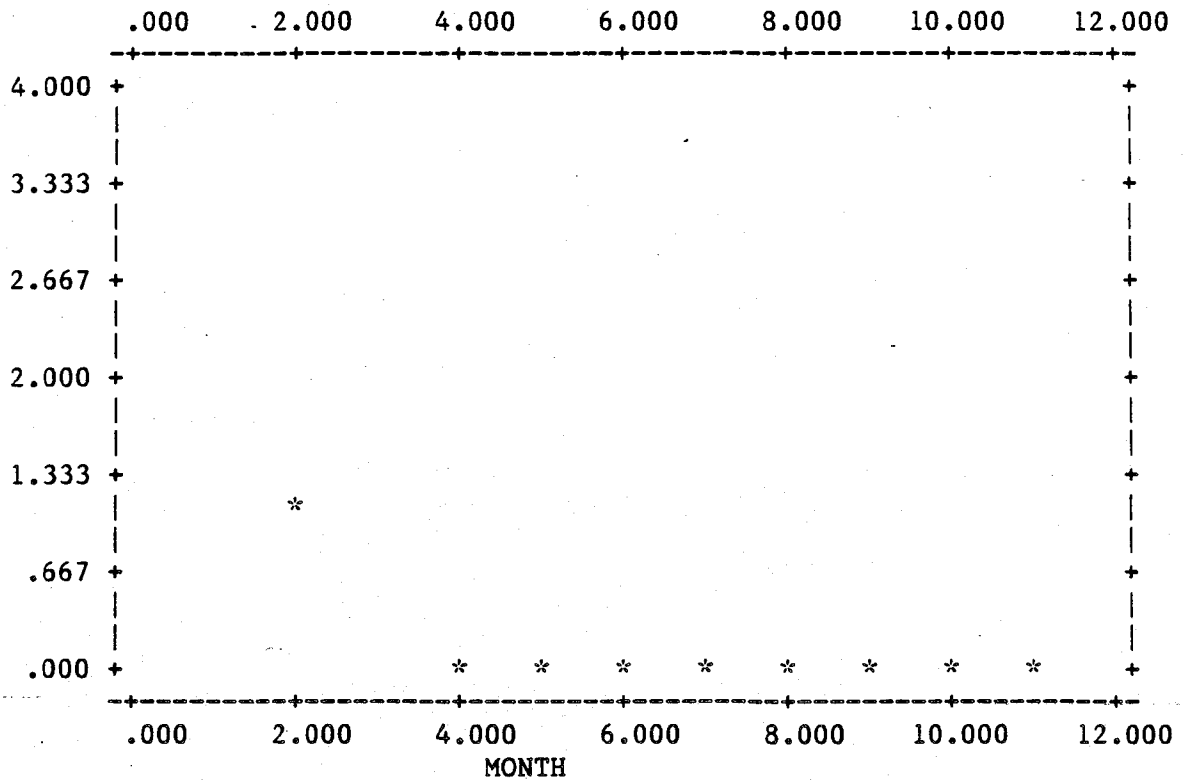

ICLFLME

WELL = 5.00
IS PLOTTED WITH AN '*'

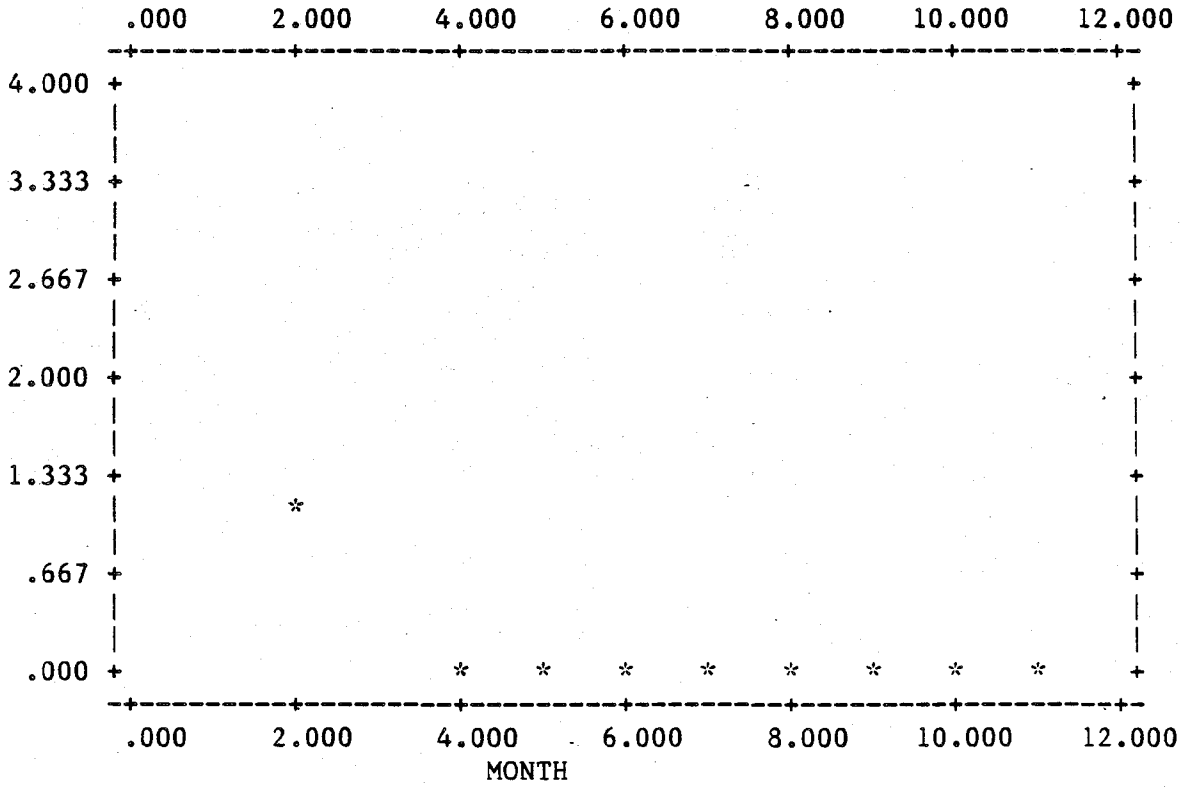

DICLFLME

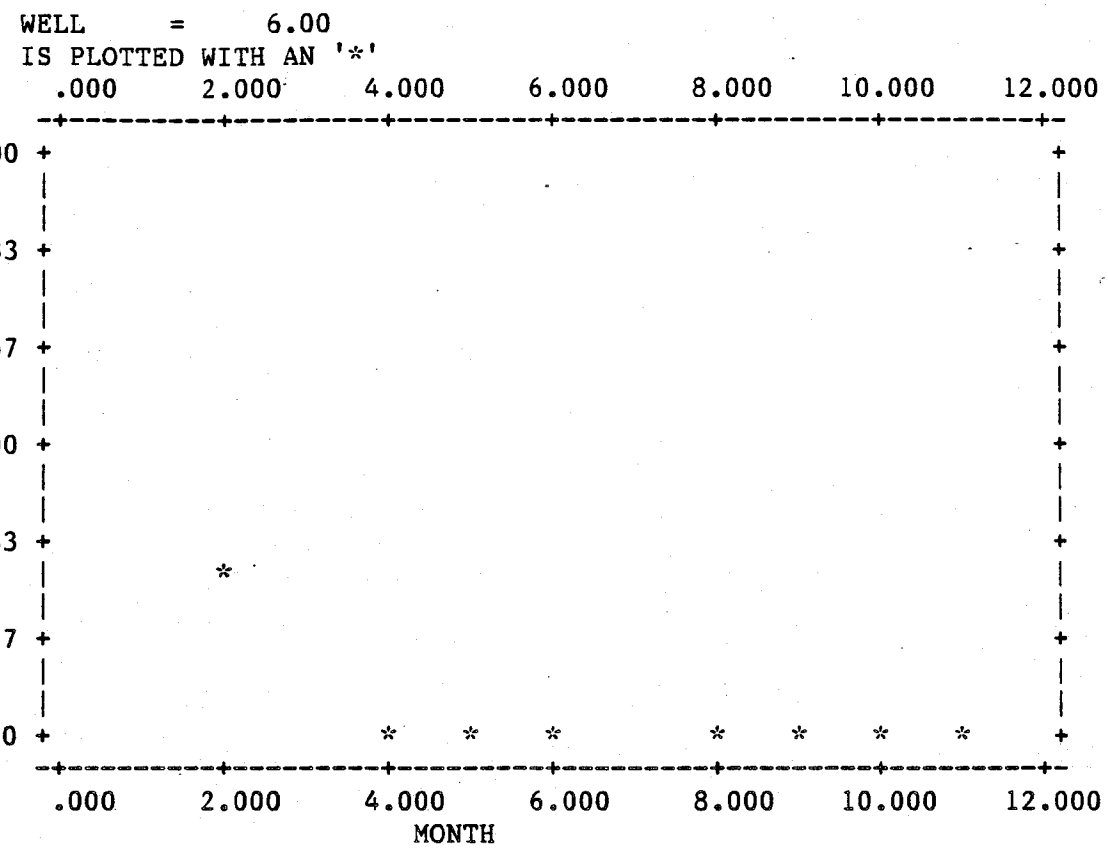

1DICLM

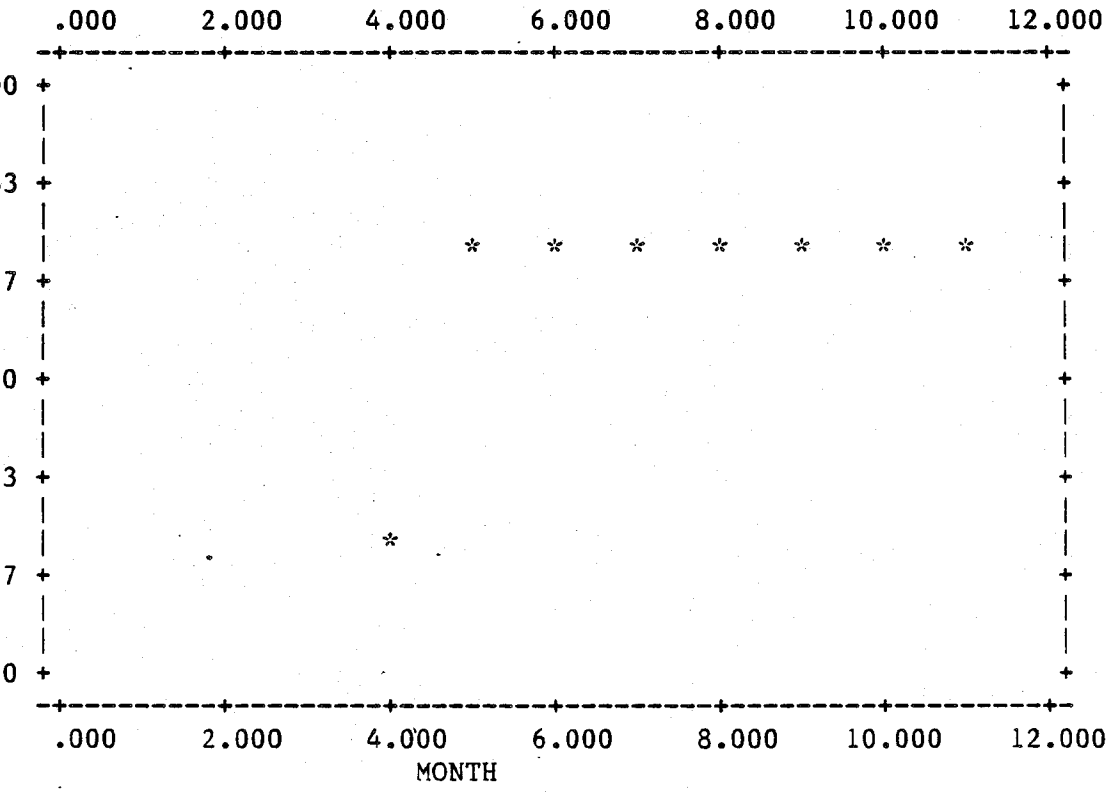

O11DICLM

WELL = 2.00
IS PLOTTED WITH AN '*'

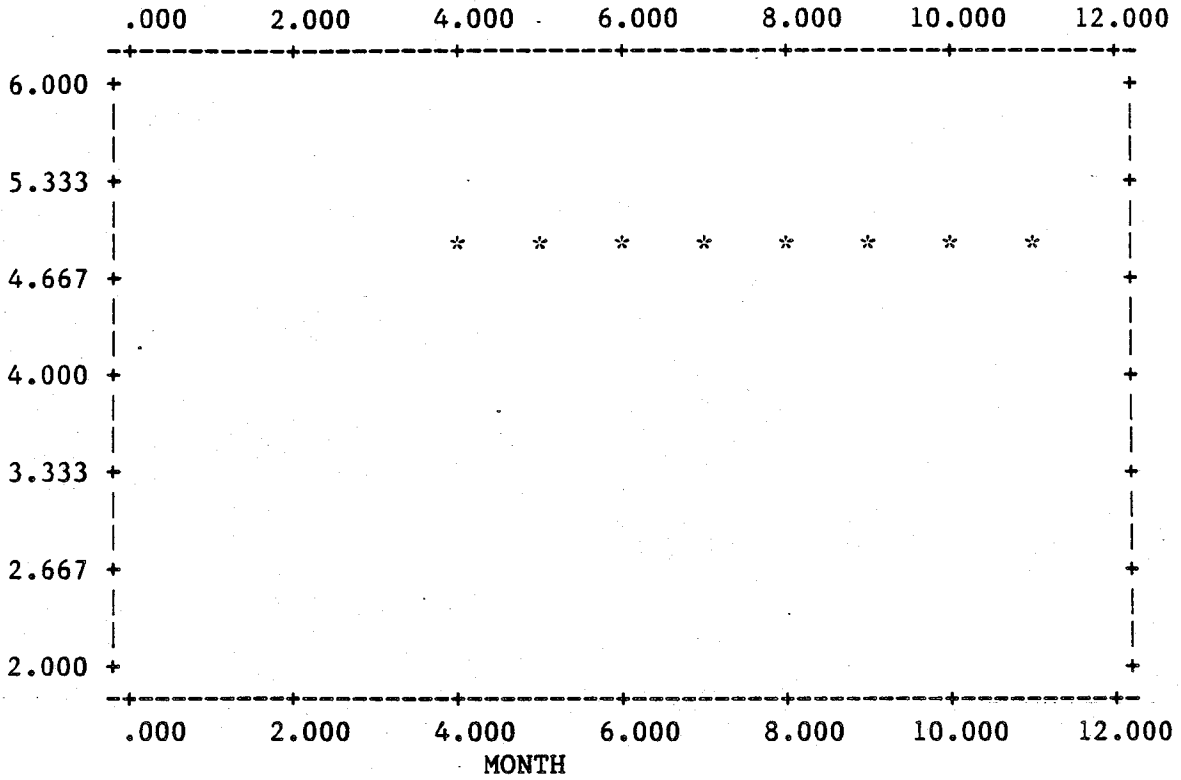

O11DICLM

WELL = 3.00
IS PLOTTED WITH AN '*'

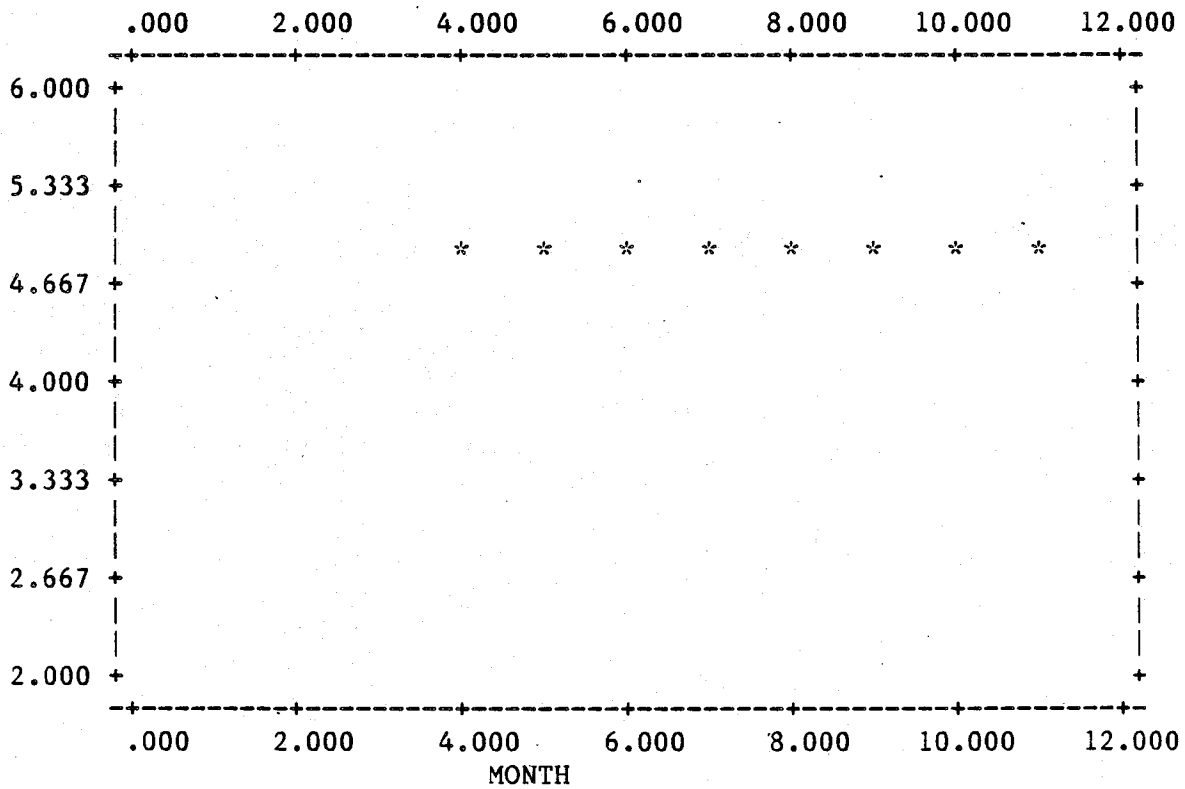

O11DICLM

WELL = 4.00
IS PLOTTED WITH AN '*'

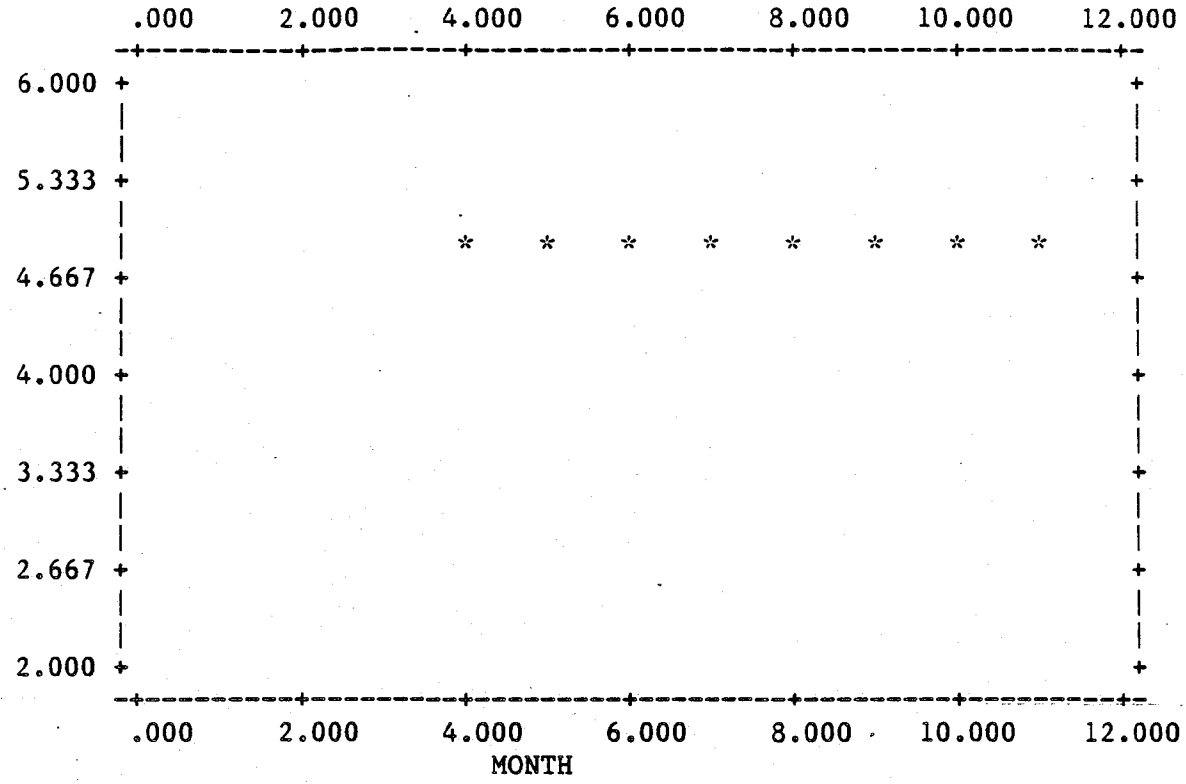

11DICLM

WELL = 5.00
IS PLOTTED WITH AN '*'

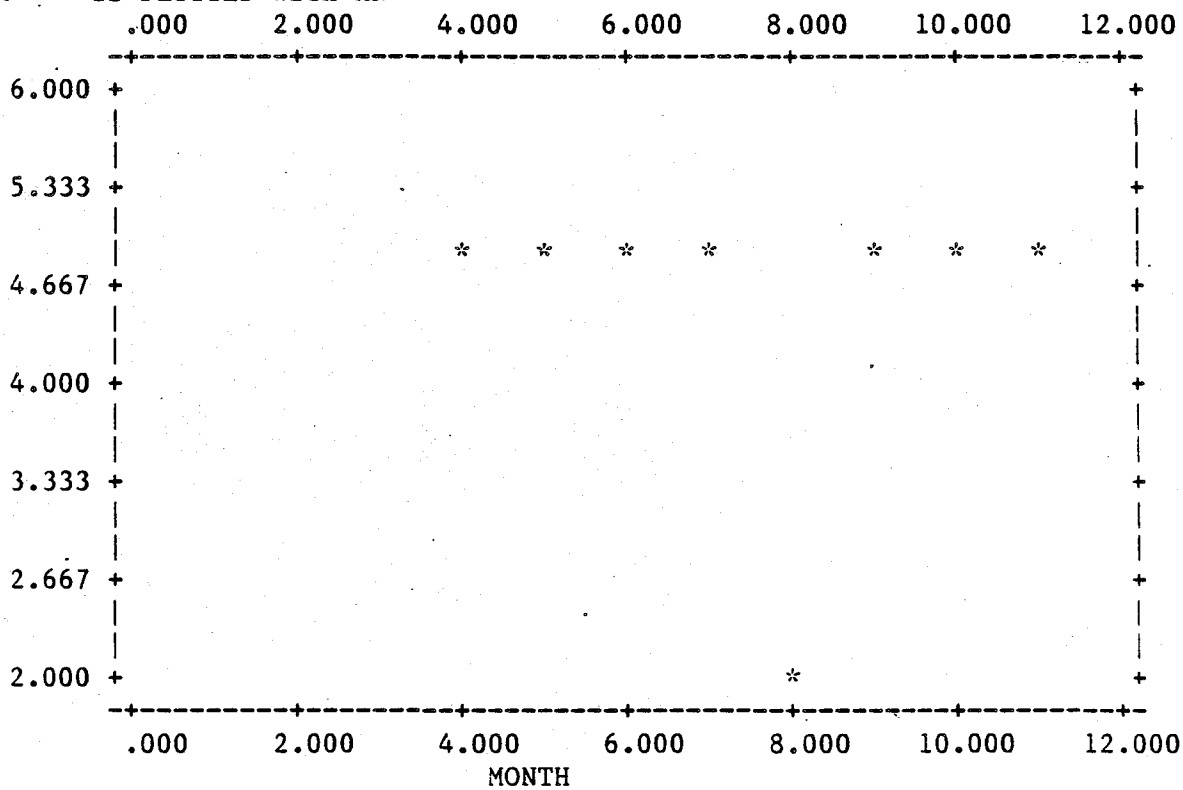

O11DICLM

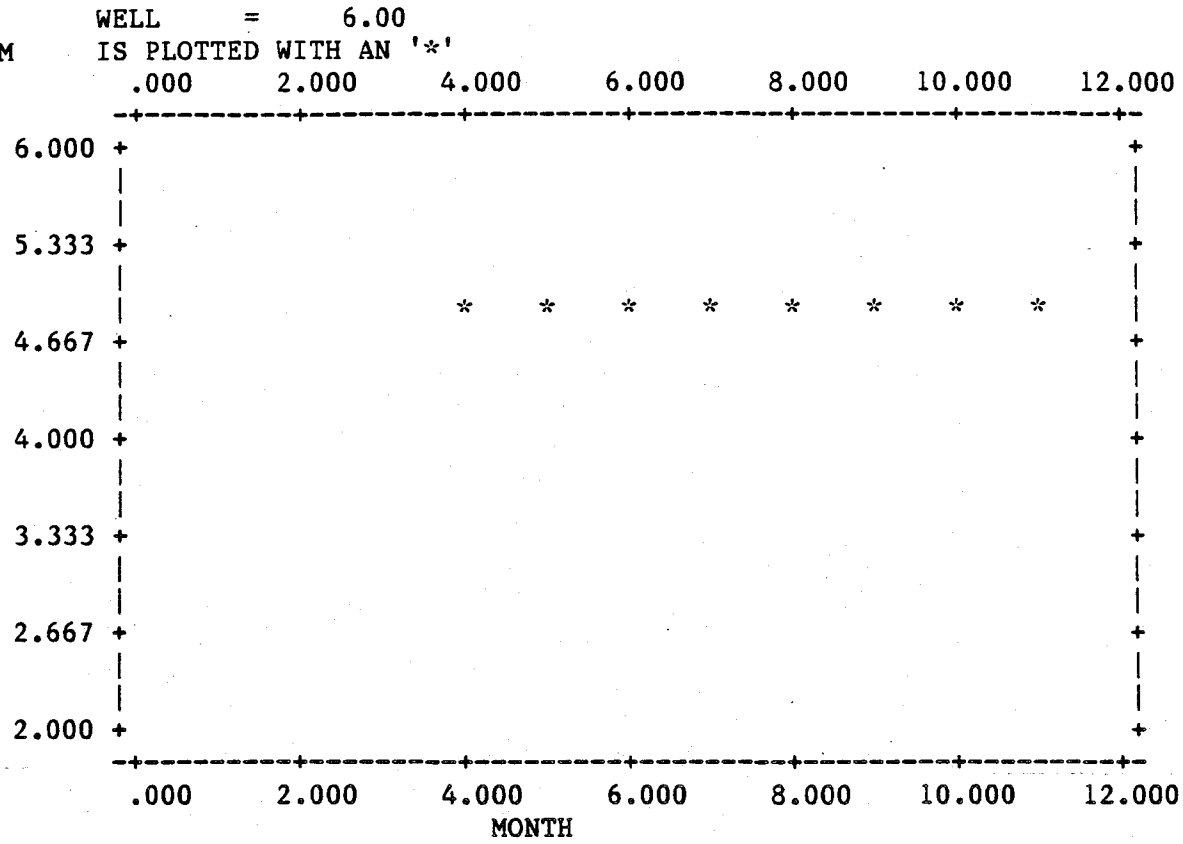

MTHYCL

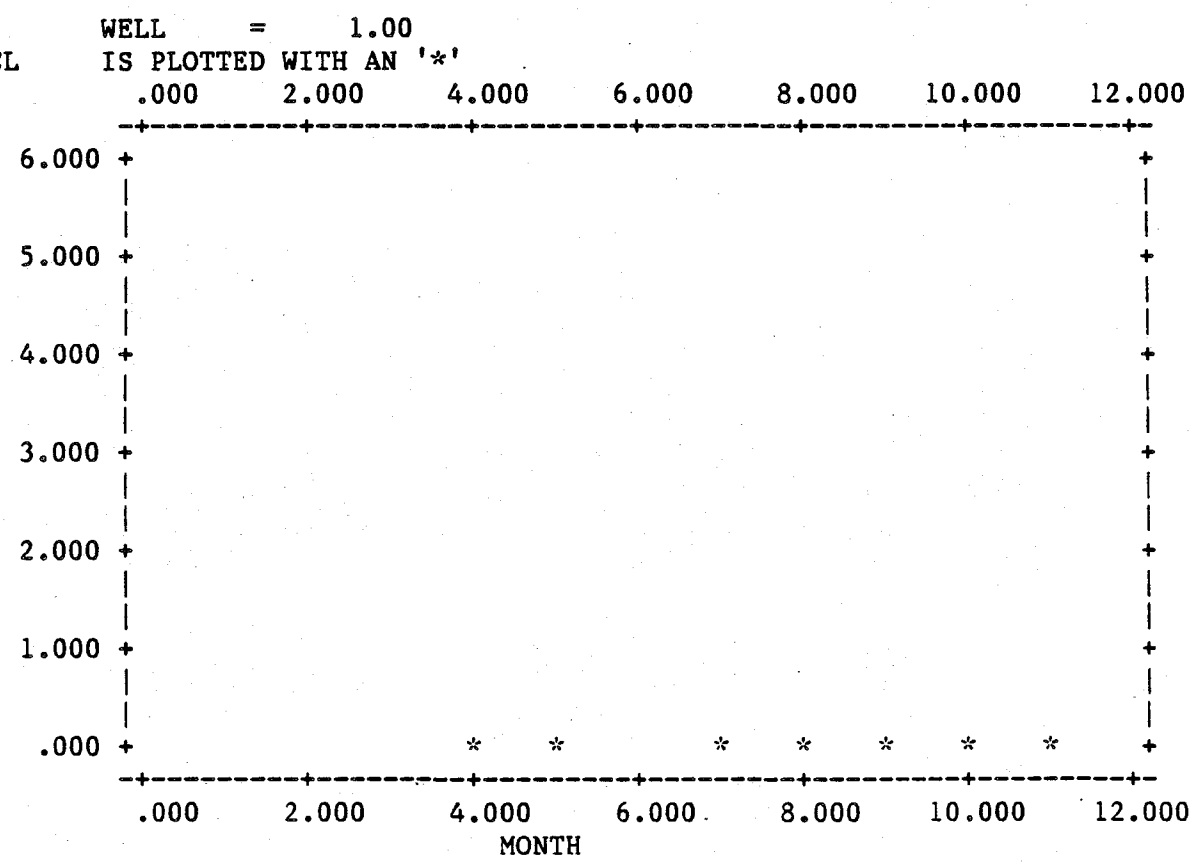

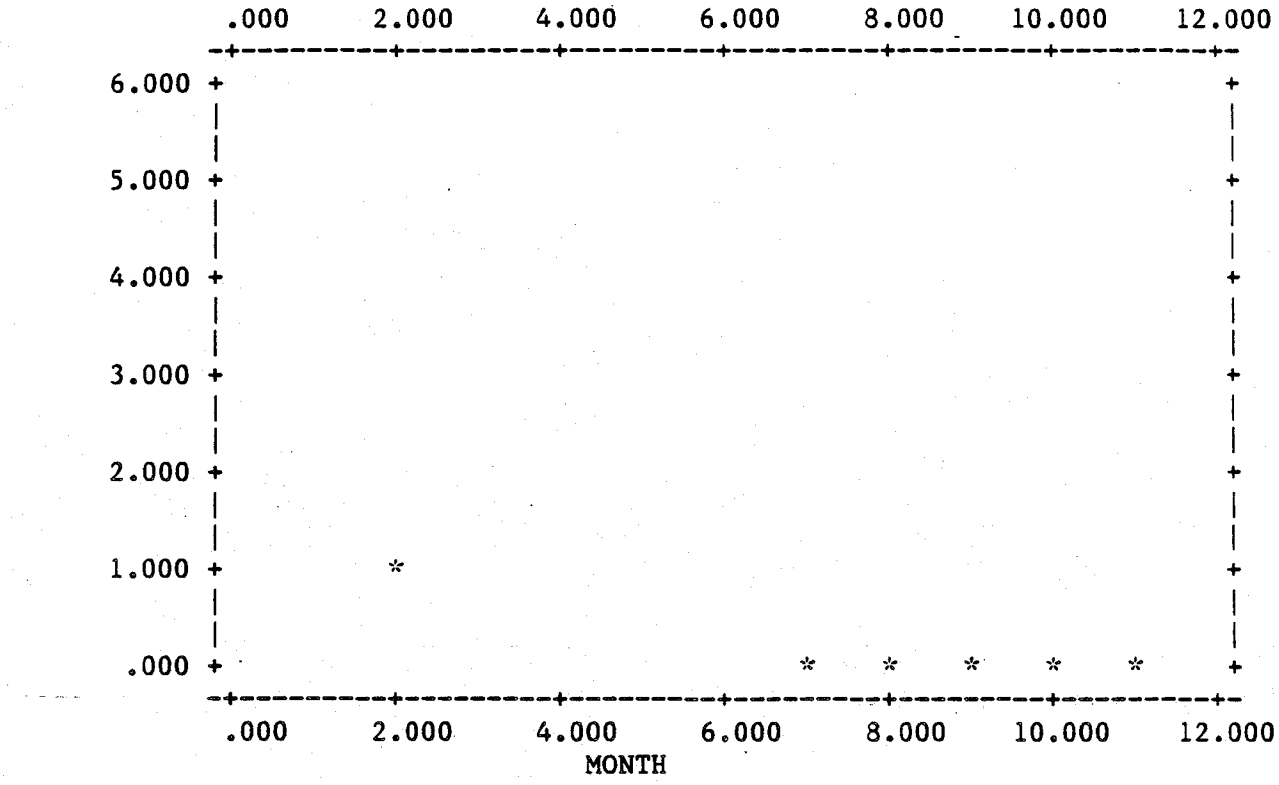
WELL = 2.00
MTHYCL IS PLOTTED WITH AN '*'
.000 2.000 4.000 6.000 8.000 10.000 12.000
6.000
5.000
4.000
3.000
2.000
1.000
.000
MONTH

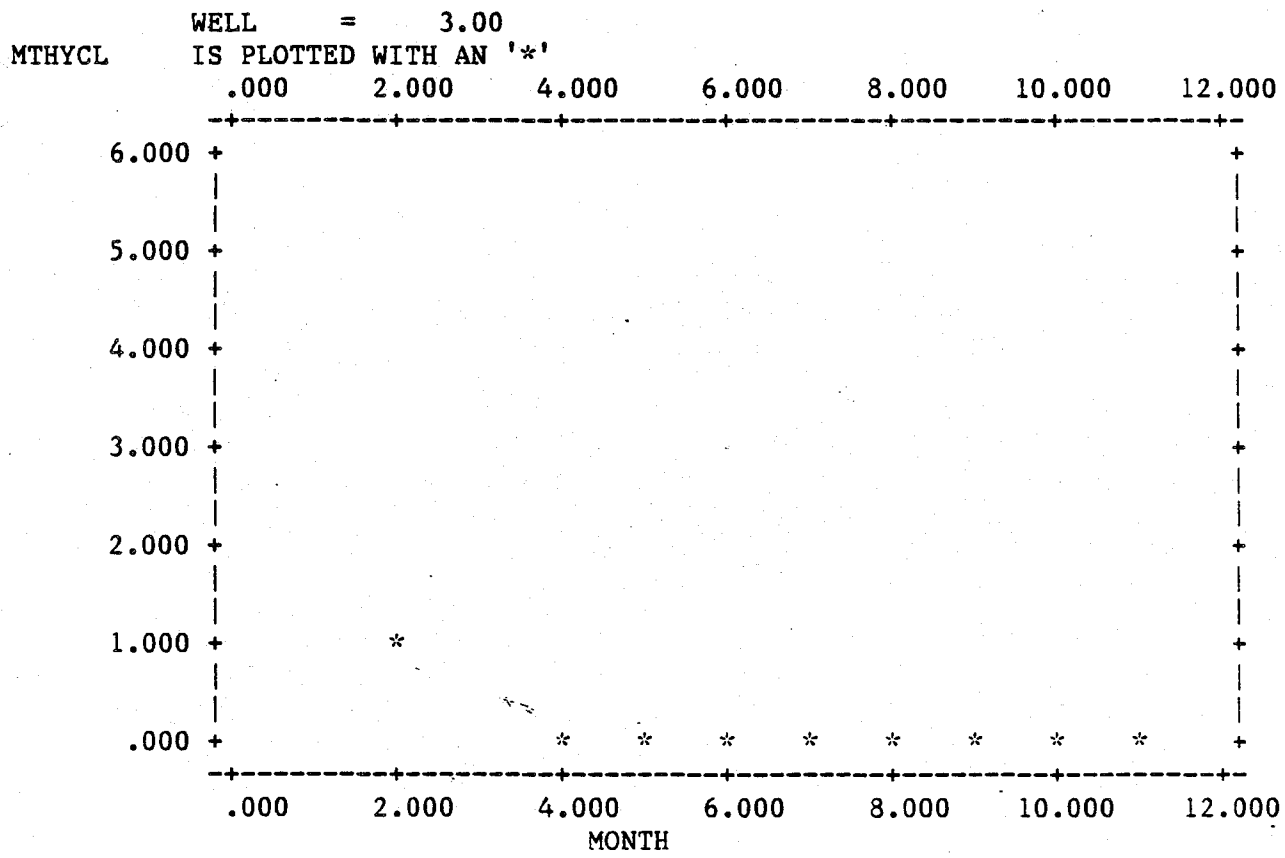
WELL = 3.00
MTHYCL IS PLOTTED WITH AN '*'
.000 2.000 4.000 6.000 8.000 10.000 12.000
6.000
5.000
4.000
3.000
2.000
1.000
.000
MONTH

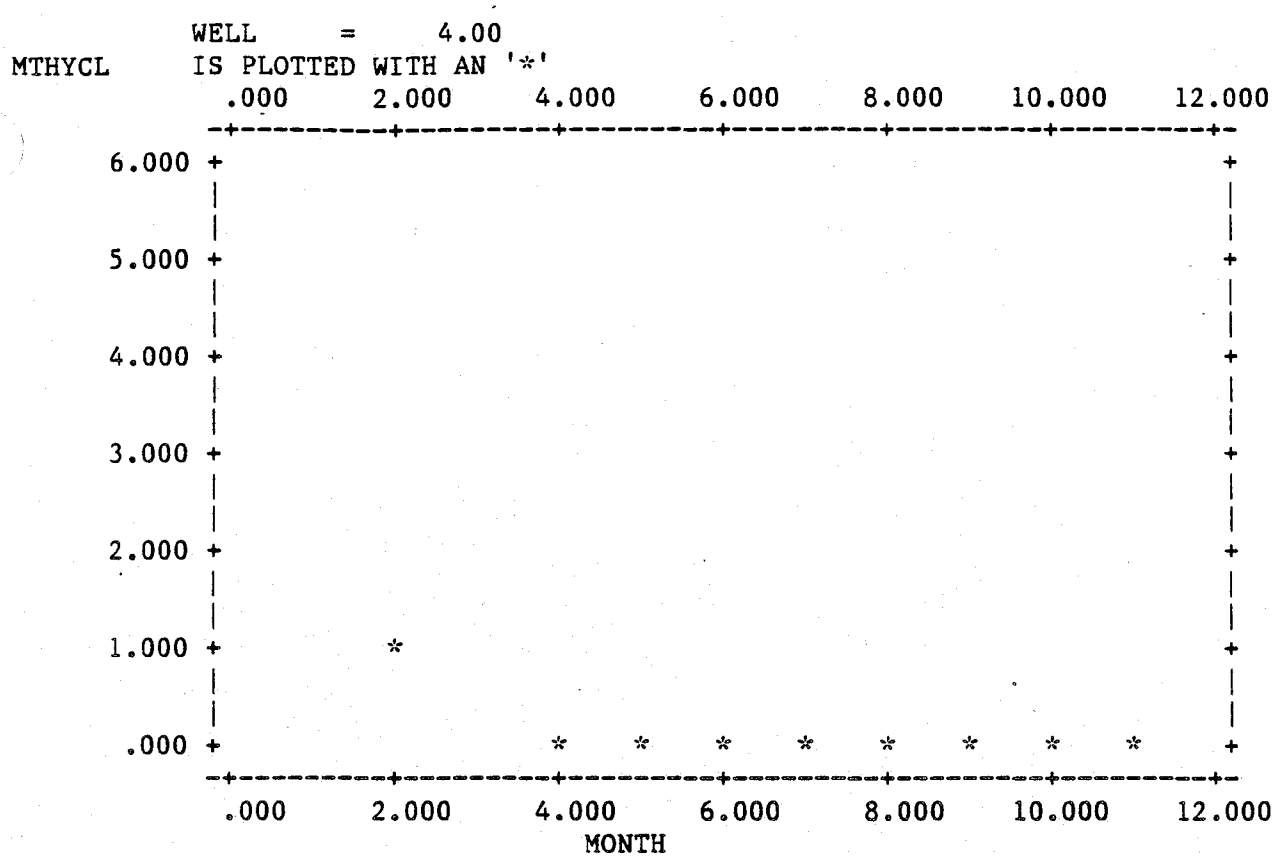
WELL = 4.00
MTHYCL IS PLOTTED WITH AN '*'
.000 2.000 4.000 6.000 8.000 10.000 12.000
6.000
5.000
4.000
3.000
2.000
1.000
.000
MONTH

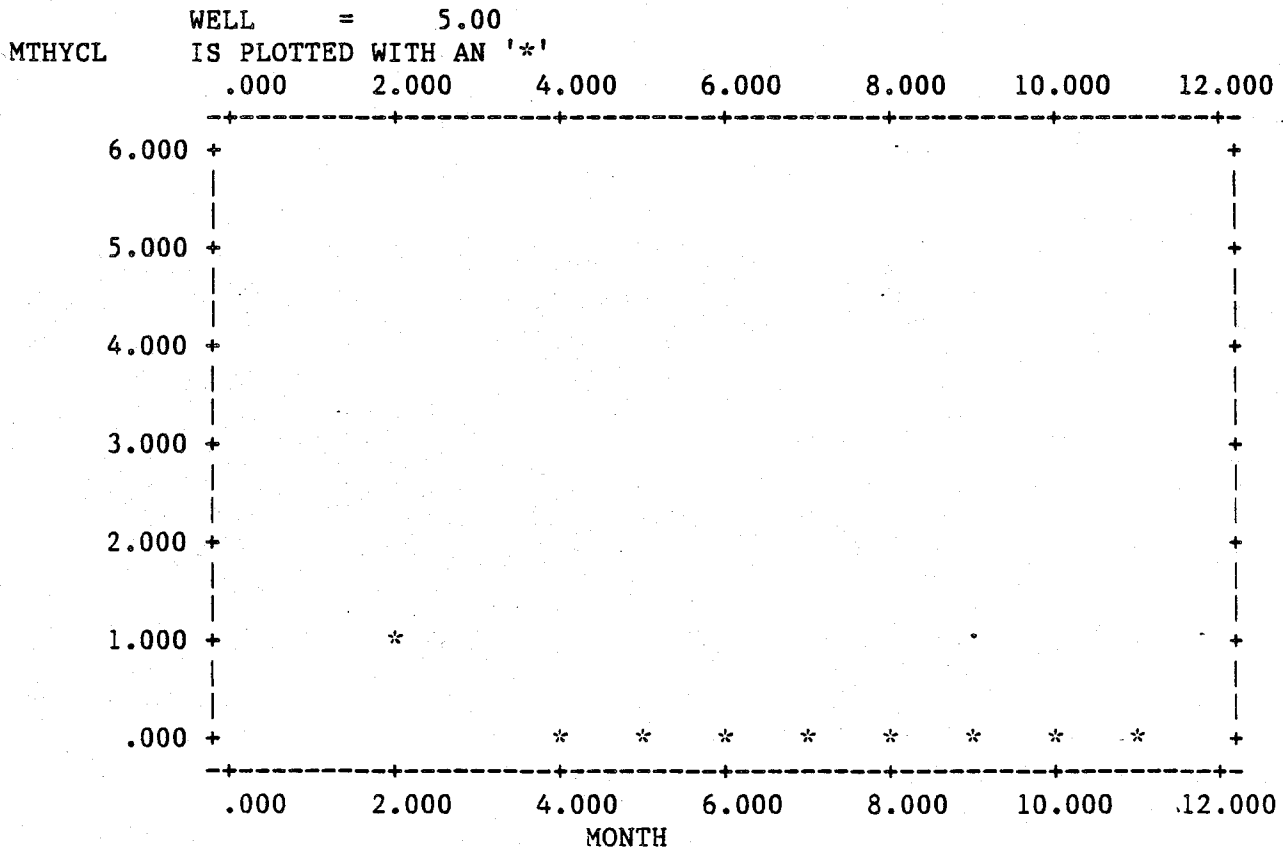
WELL = 5.00
MTHYCL IS PLOTTED WITH AN '*'
.000 2.000 4.000 6.000 8.000 10.000 12.000
6.000
5.000
4.000
3.000
2.000
1.000
.000
MONTH

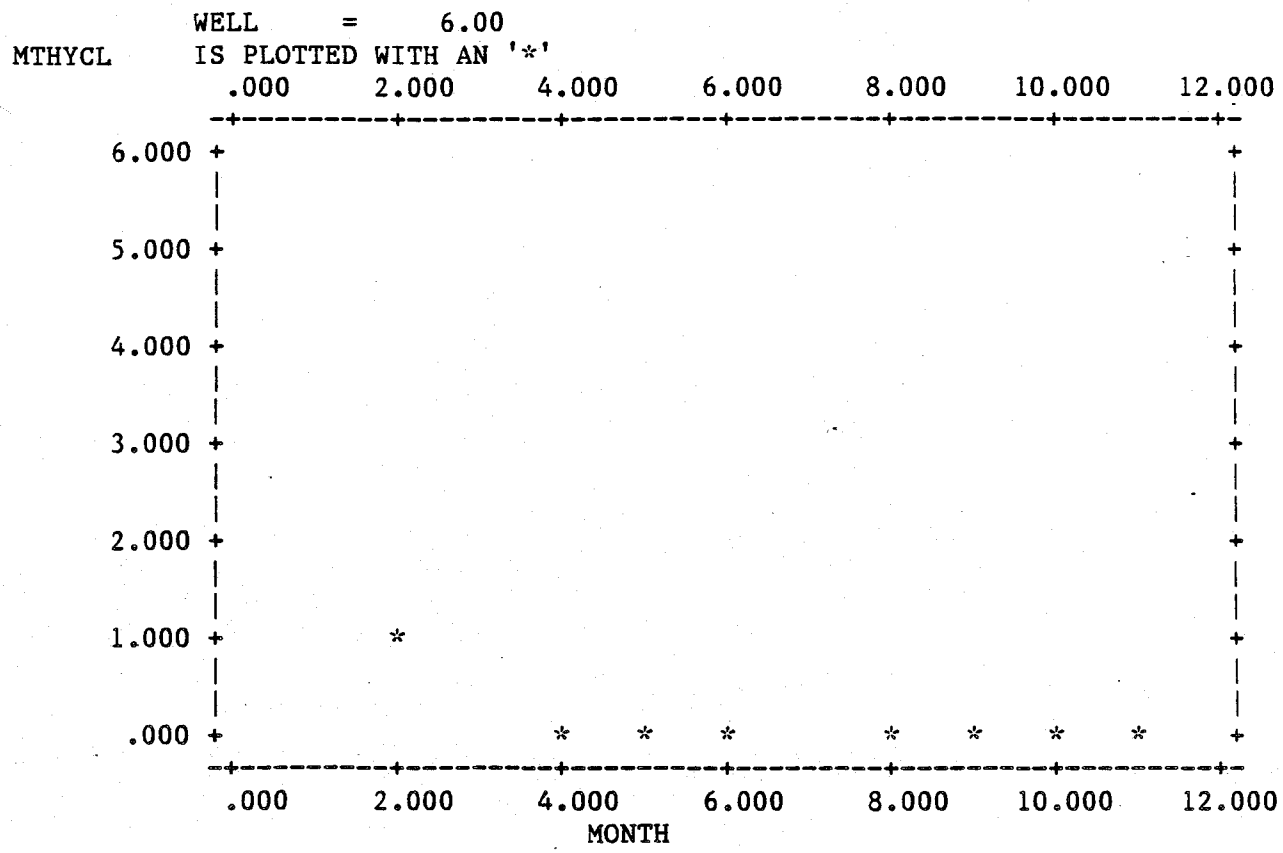
WELL = 6.00
MTHYCL IS PLOTTED WITH AN '*'
.000 2.000 4.000 6.000 8.000 10.000 12.000
6.000
5.000
4.000
3.000
2.000
1.000
.000
MONTH

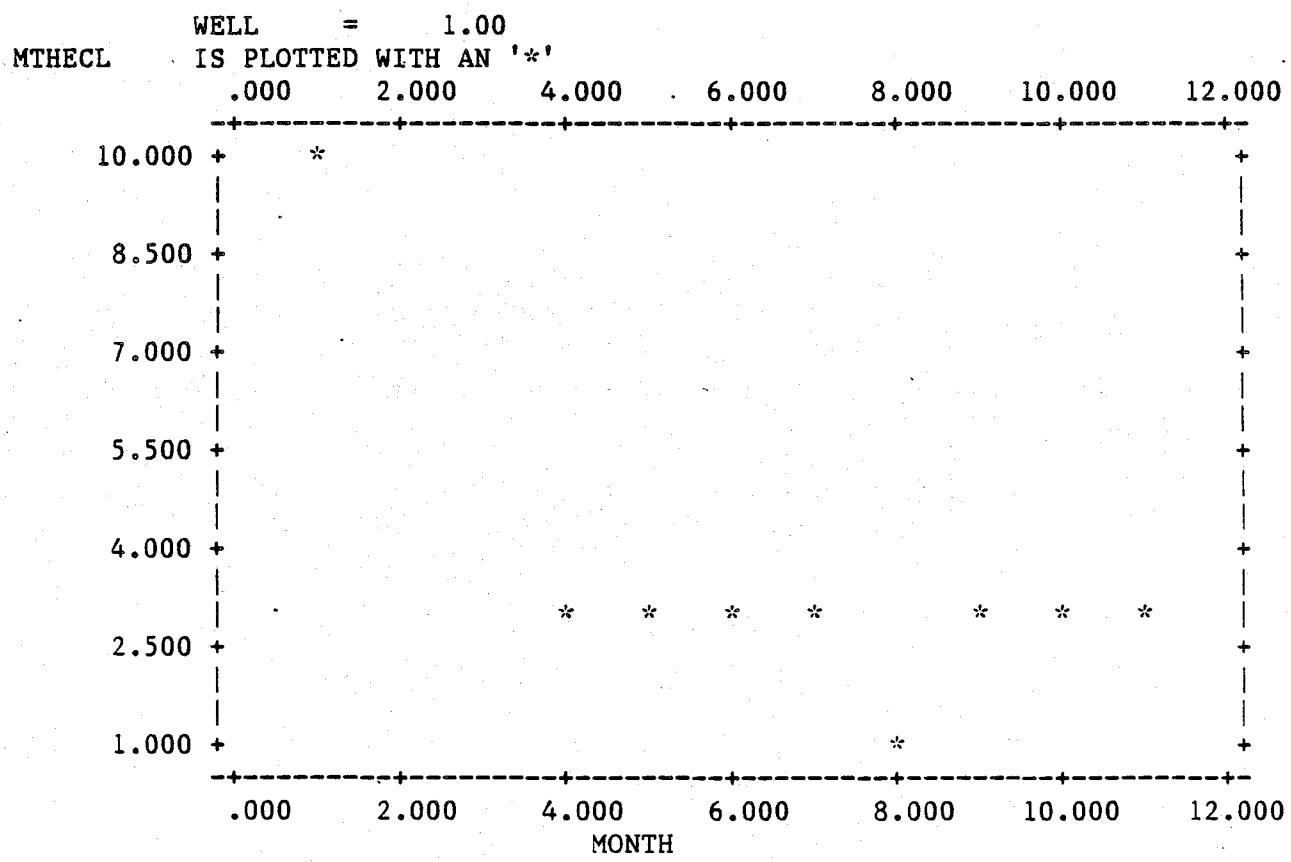
WELL = 1.00
MTHECL IS PLOTTED WITH AN '*'
.000 2.000 4.000 6.000 8.000 10.000 12.000
10.000
8.500
7.000
5.500
4.000
2.500
1.000
MONTH

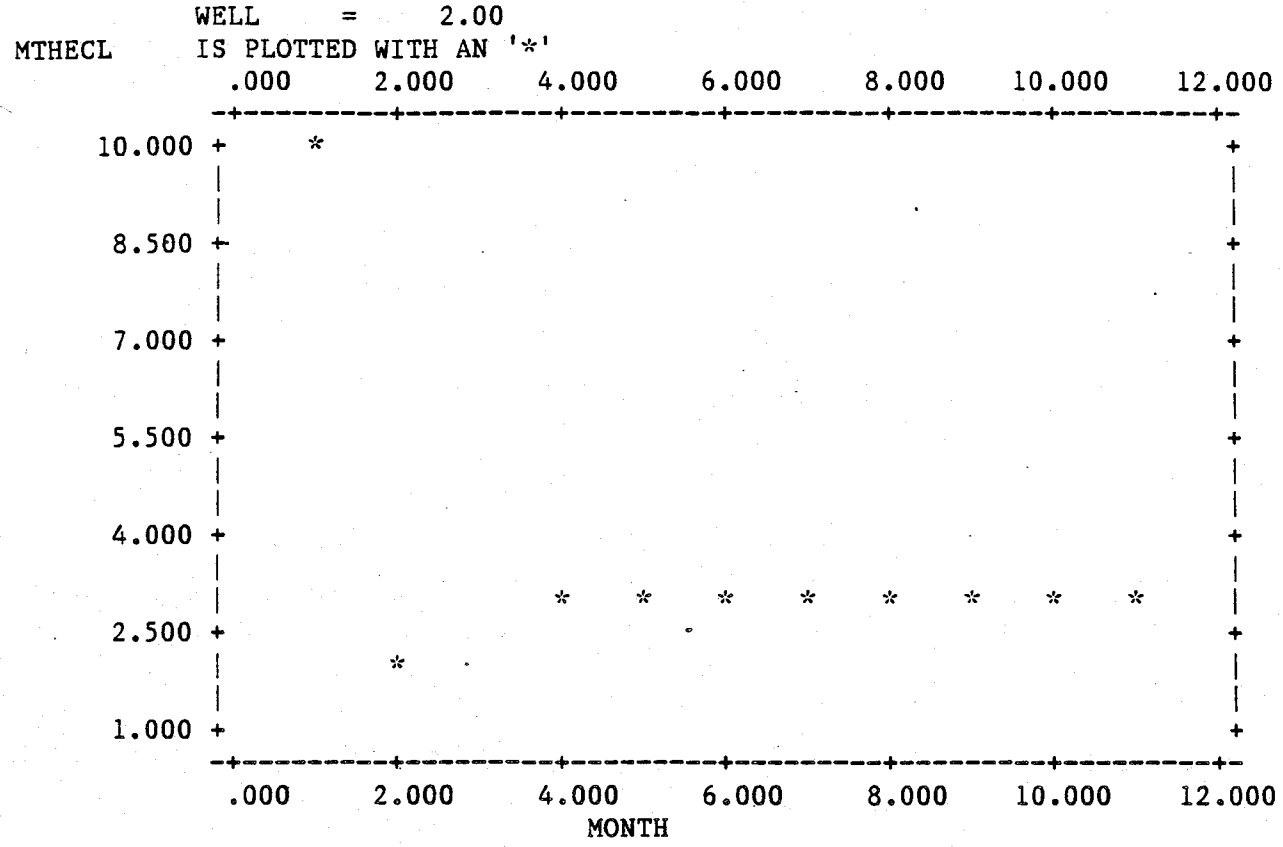
WELL = 2.00
MTHECL IS PLOTTED WITH AN '*'
.000 2.000 4.000 6.000 8.000 10.000 12.000
10.000
8.500
7.000
5.500
4.000
2.500
1.000
MONTH

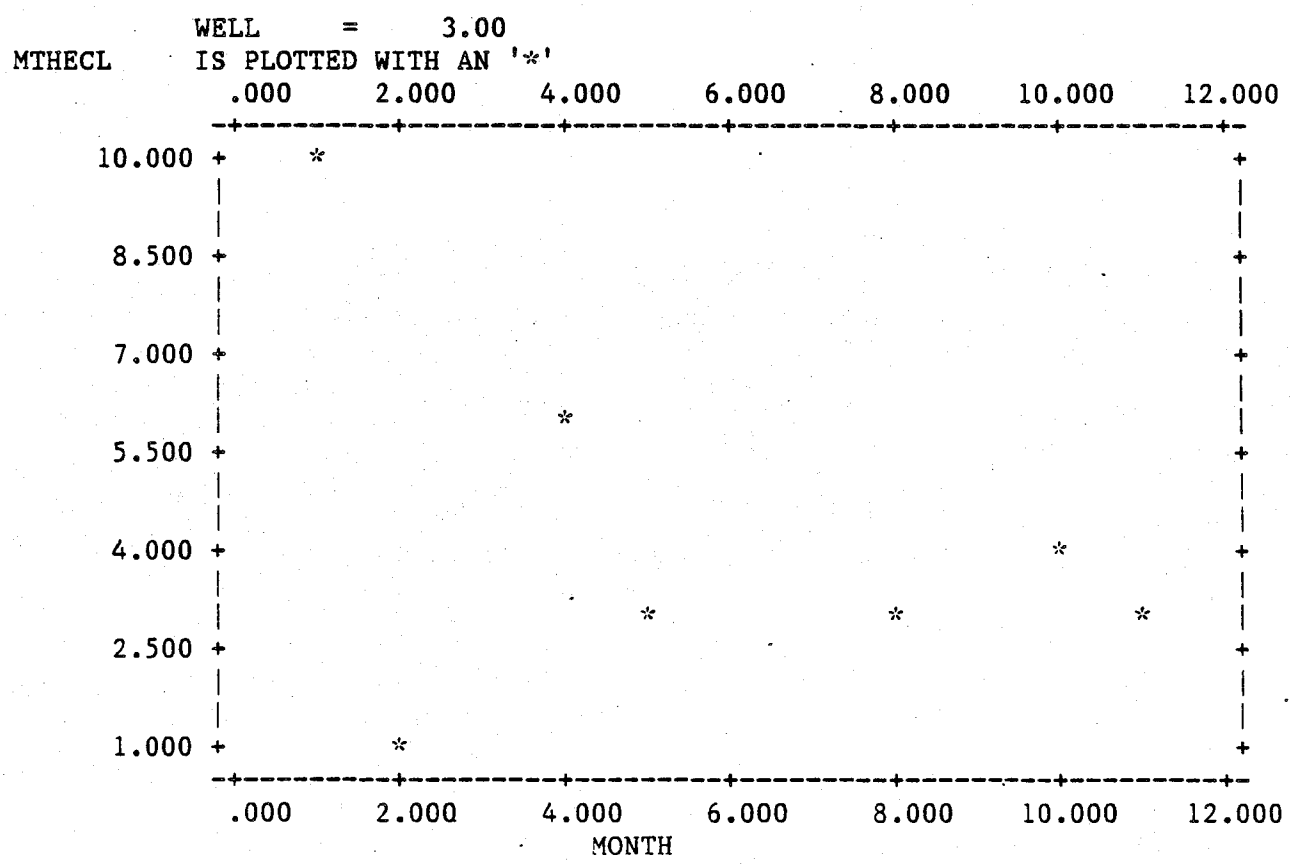
WELL = 3.00
MTHECL IS PLOTTED WITH AN '*'
.000 2.000 4.000 6.000 8.000 10.000 12.000
10.000
8.500
7.000
5.500
4.000
2.500
1.000
MONTH

WELL = 4.00
MTHECL IS PLOTTED WITH AN '*'

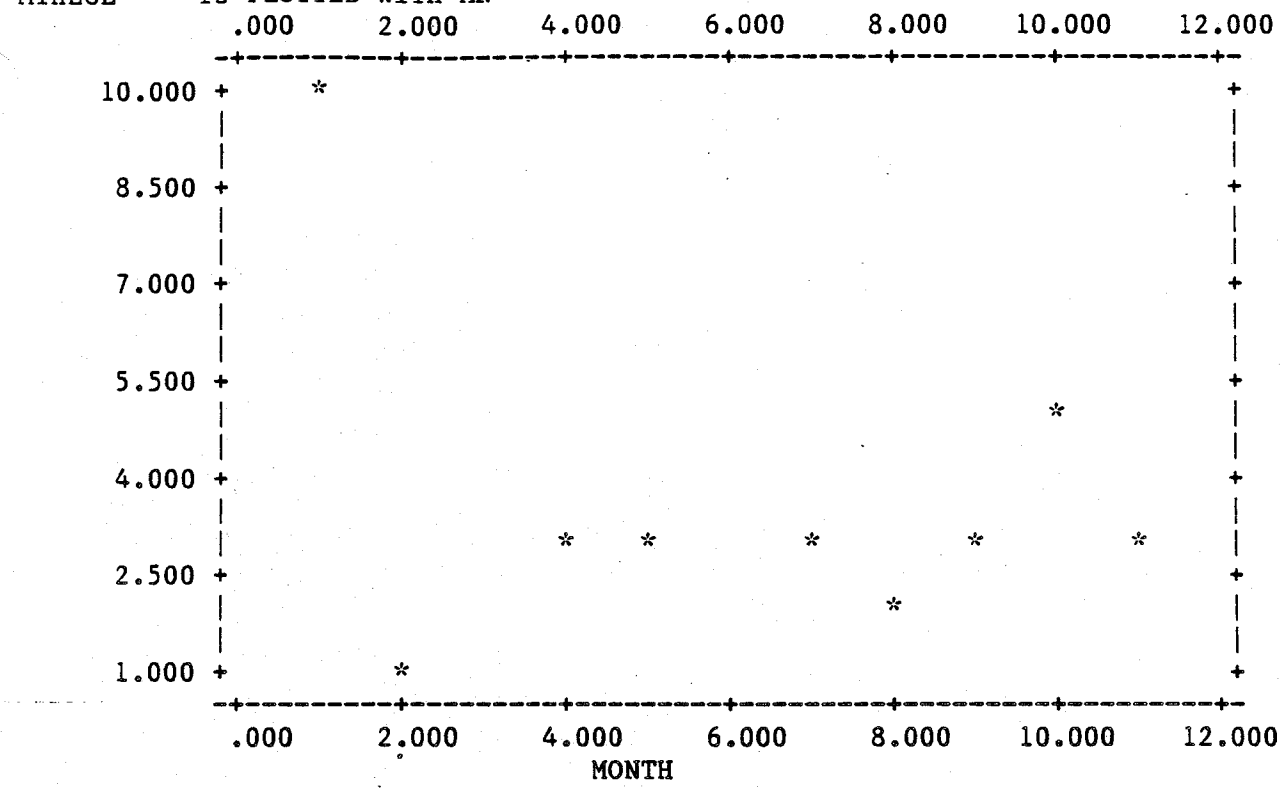

WELL = 5.00
MTHECL IS PLOTTED WITH AN '*'

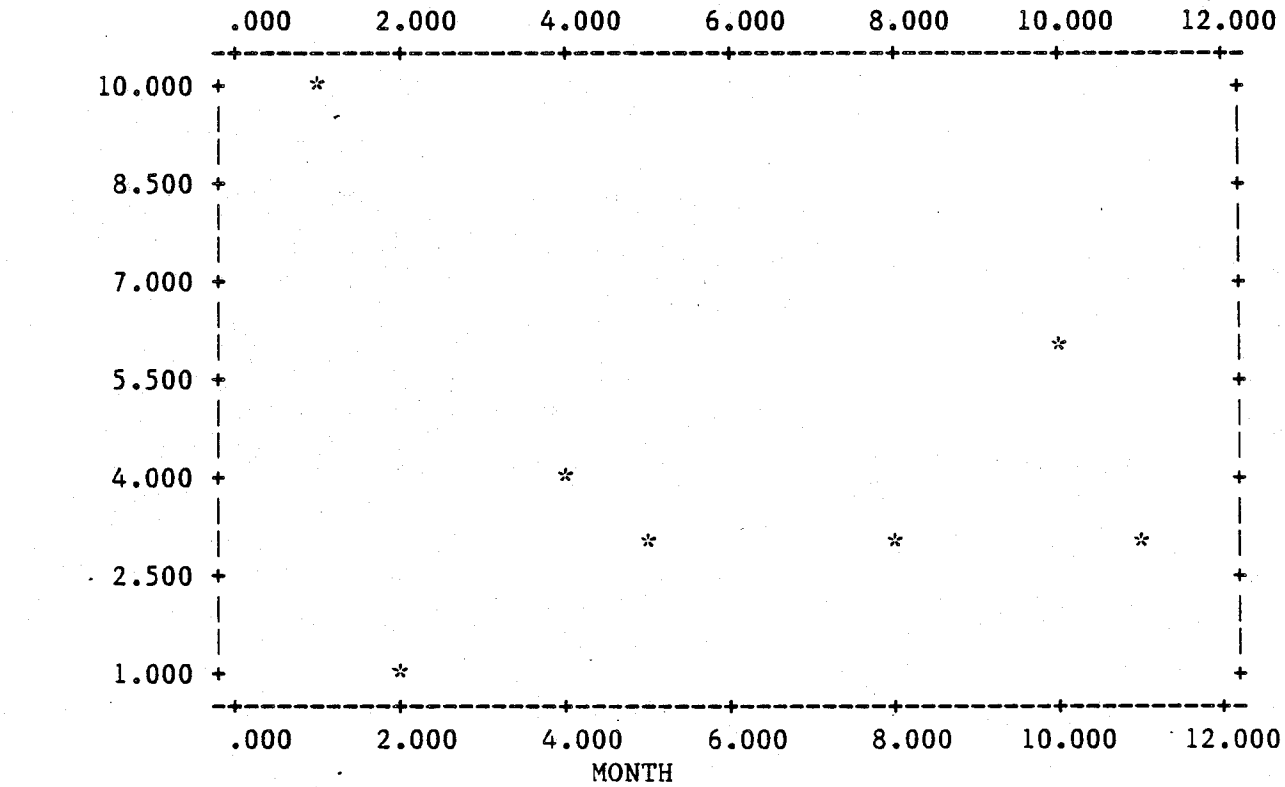

MTHECL

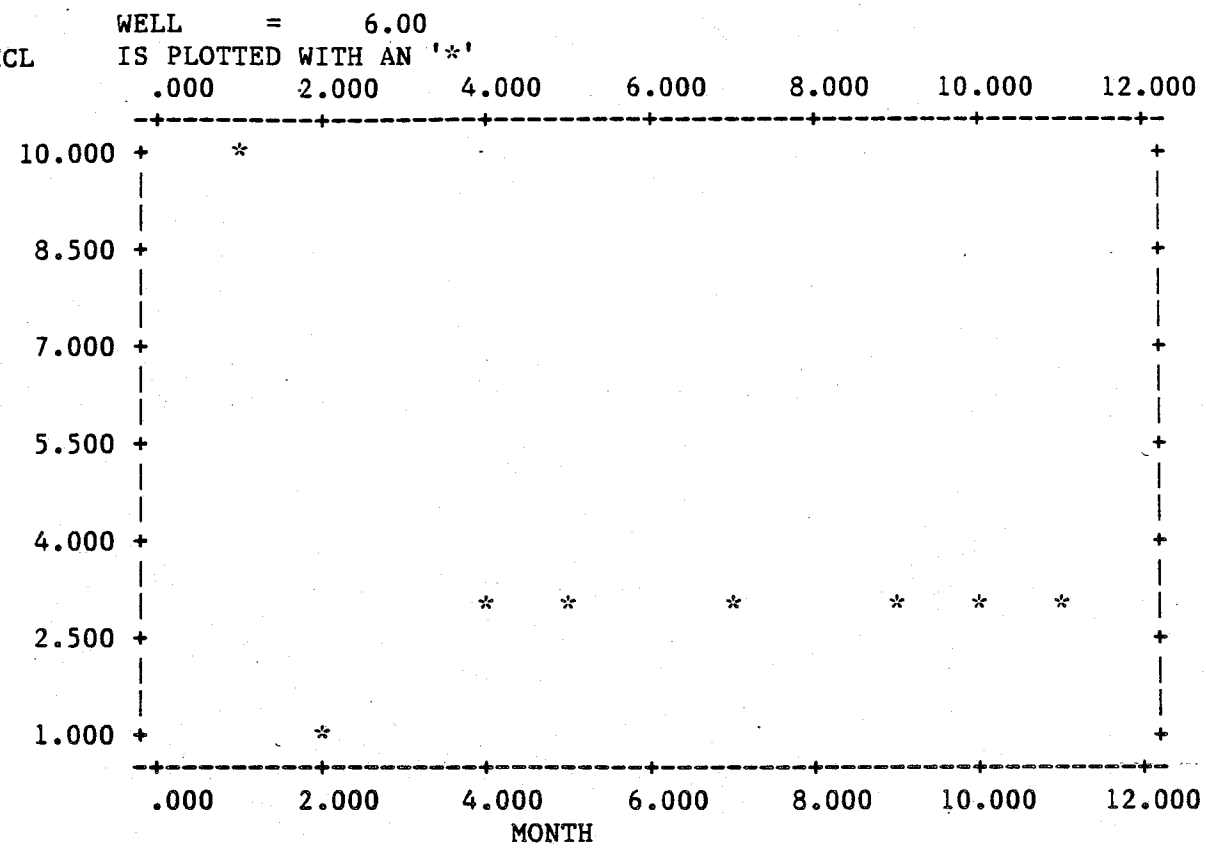

TOLUENE

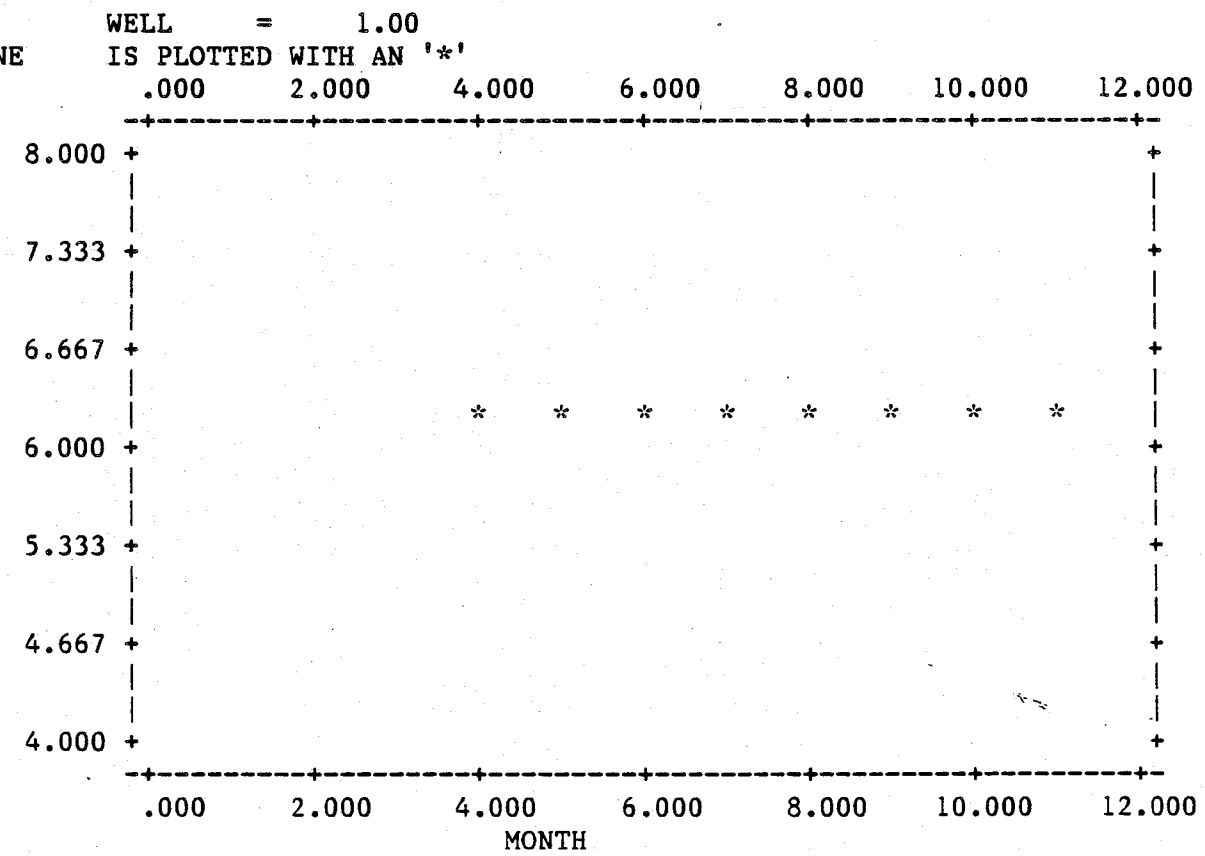

WELL = 2.00
TOLUENE IS PLOTTED WITH AN '*'

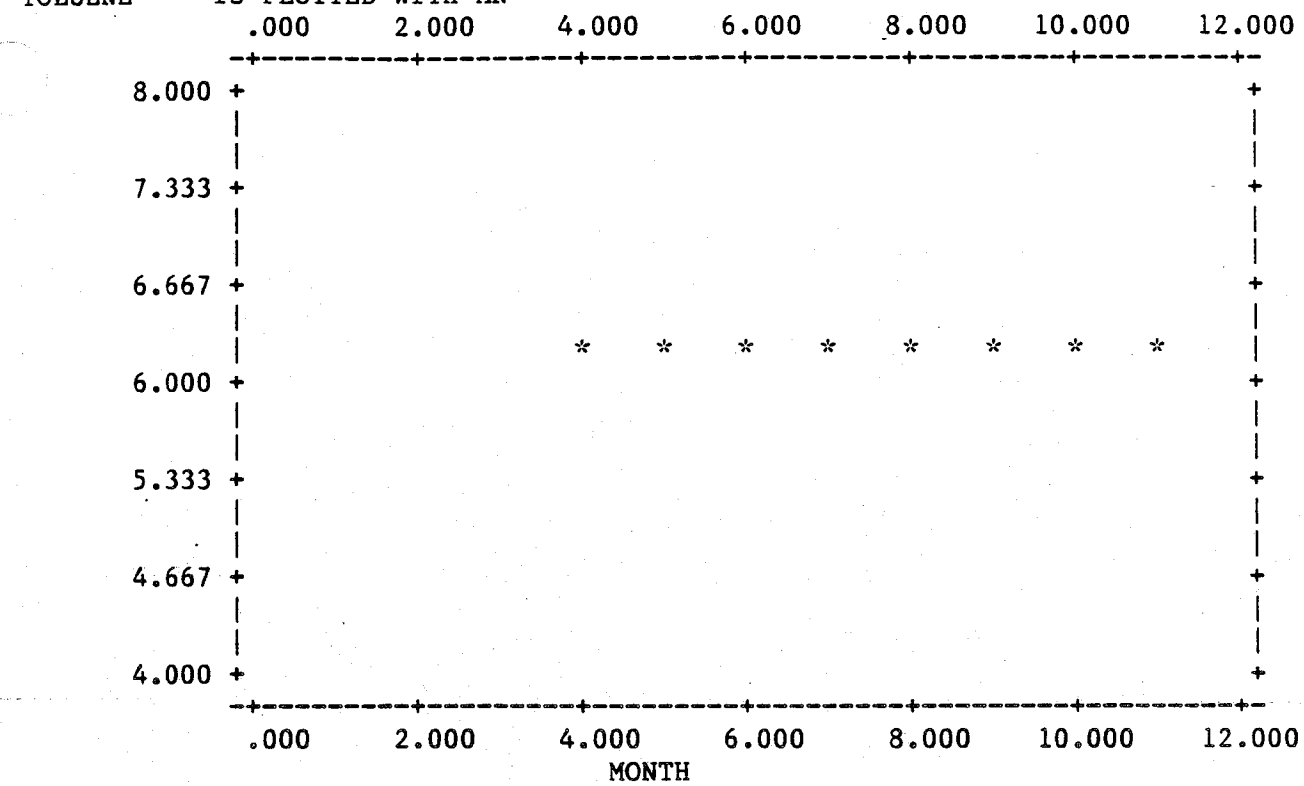

WELL = 3.00
TOLUENE IS PLOTTED WITH AN '*'

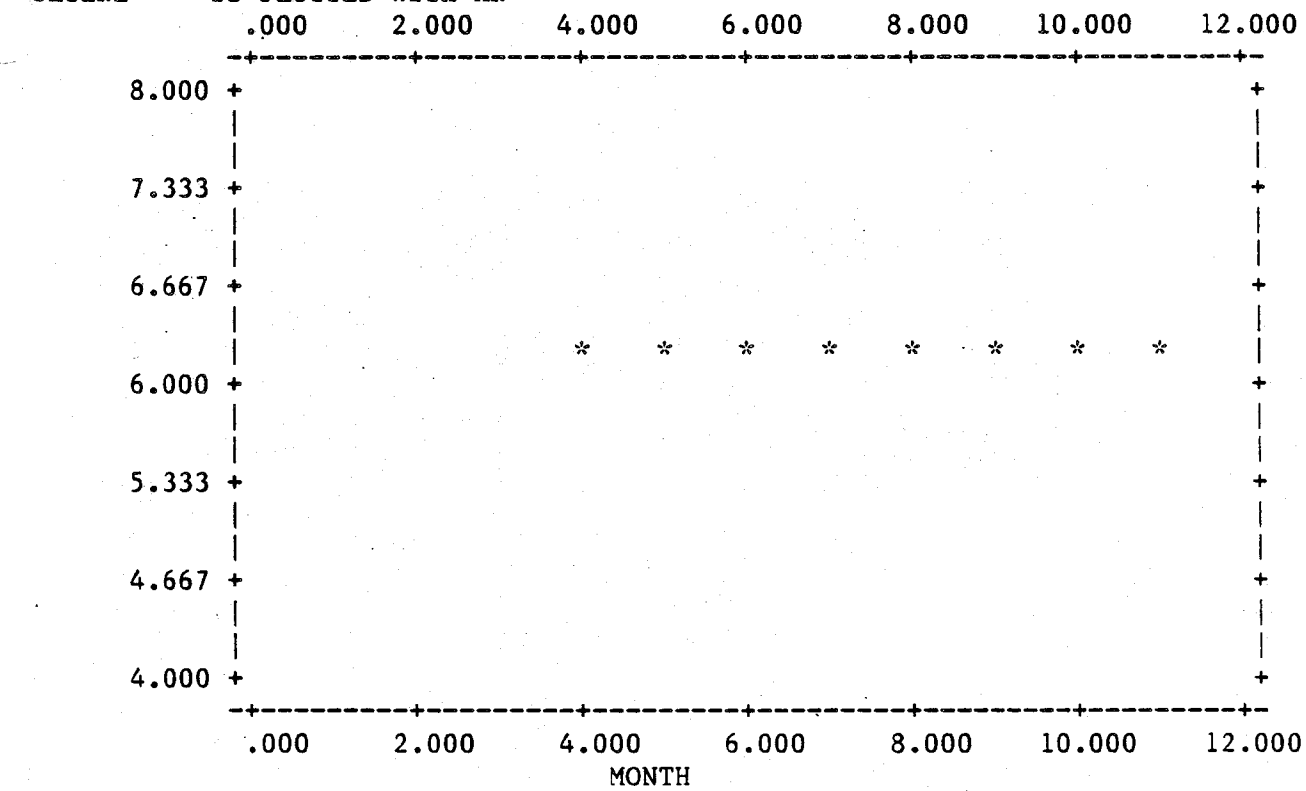

TOLUENE

WELL = 4.00
IS PLOTTED WITH AN '*'

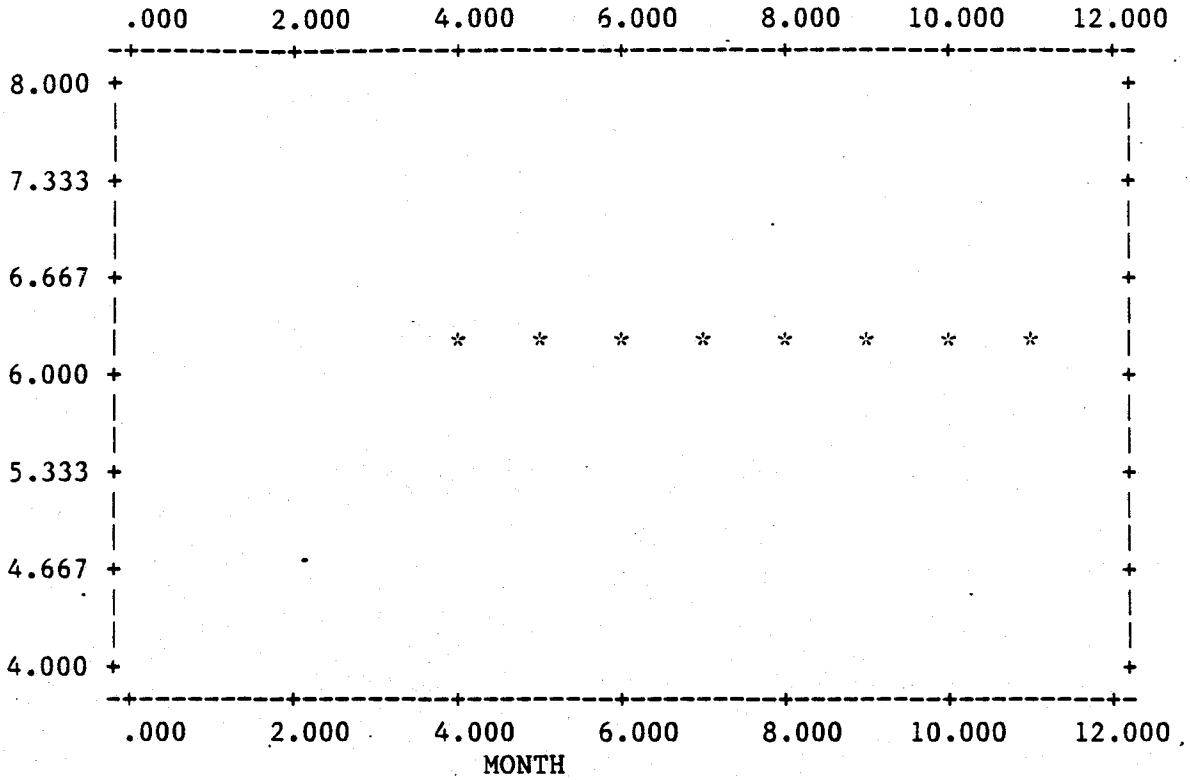

TOLUENE

WELL = 5.00
IS PLOTTED WITH AN '*'

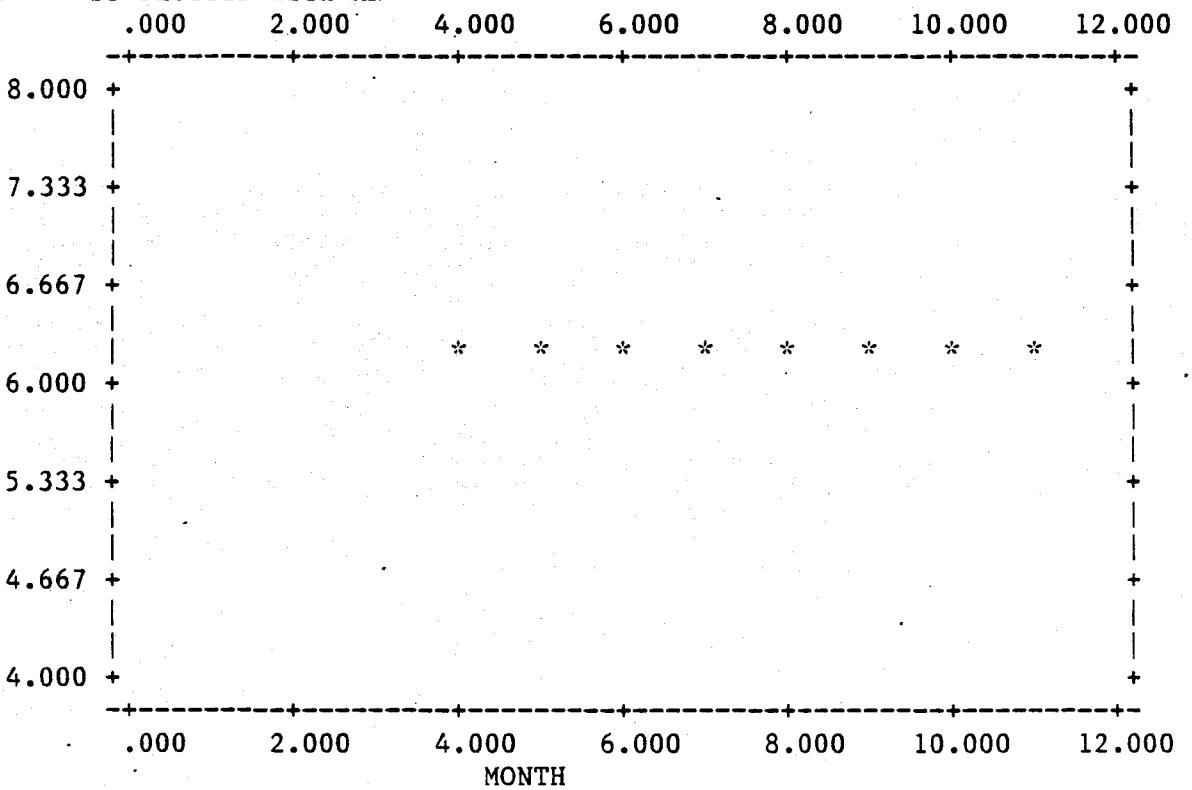

```
                WELL      =      6.00
TOLUENE         IS PLOTTED WITH AN '*'
                  .000      2.000      4.000      6.000      8.000     10.000     12.000
                 -+---------+---------+---------+---------+---------+---------+-
          8.000 +                                                             +
                |                                                             |
                |                                                             |
          7.333 +                                                             +
                |                                                             |
                |                                                             |
          6.667 +                                                             +
                |                                                             |
                |                    *    *    *    *         *    *    *     |
          6.000 +                                                             +
                |                                                             |
                |                                                             |
          5.333 +                                                             +
                |                                                             |
                |                                                             |
          4.667 +                                                             +
                |                                                             |
                |                                                             |
          4.000 +                                                             +
                 -+---------+---------+---------+---------+---------+---------+-
                  .000      2.000      4.000      6.000      8.000     10.000     12.000
                                          MONTH
```

```
                WELL      =      1.00
TRI111CL        IS PLOTTED WITH AN '*'
                  .000      2.000      4.000      6.000      8.000     10.000     12.000
                 -+---------+---------+---------+---------+---------+---------+-
         61.000 +                                                             +
                |                                                             |
                |                                                             |
         51.000 +                                                             +
                |                                                             |
                |                                                             |
         41.000 +                                                             +
                |                                                             |
                |                                                             |
         31.000 +                                                             +
                |                                                             |
                |                                                             |
         21.000 +                                                             +
                |                                                             |
                |                                                             |
         11.000 +     *                                                       +
                |          *                                                  |
                |                    *    *    *    *    *    *    *    *     |
          1.000 +                                                             +
                 -+---------+---------+---------+---------+---------+---------+-
                  .000      2.000      4.000      6.000      8.000     10.000     12.000
                                          MONTH
```

TRI111CL

WELL = 2.00
IS PLOTTED WITH AN '*'

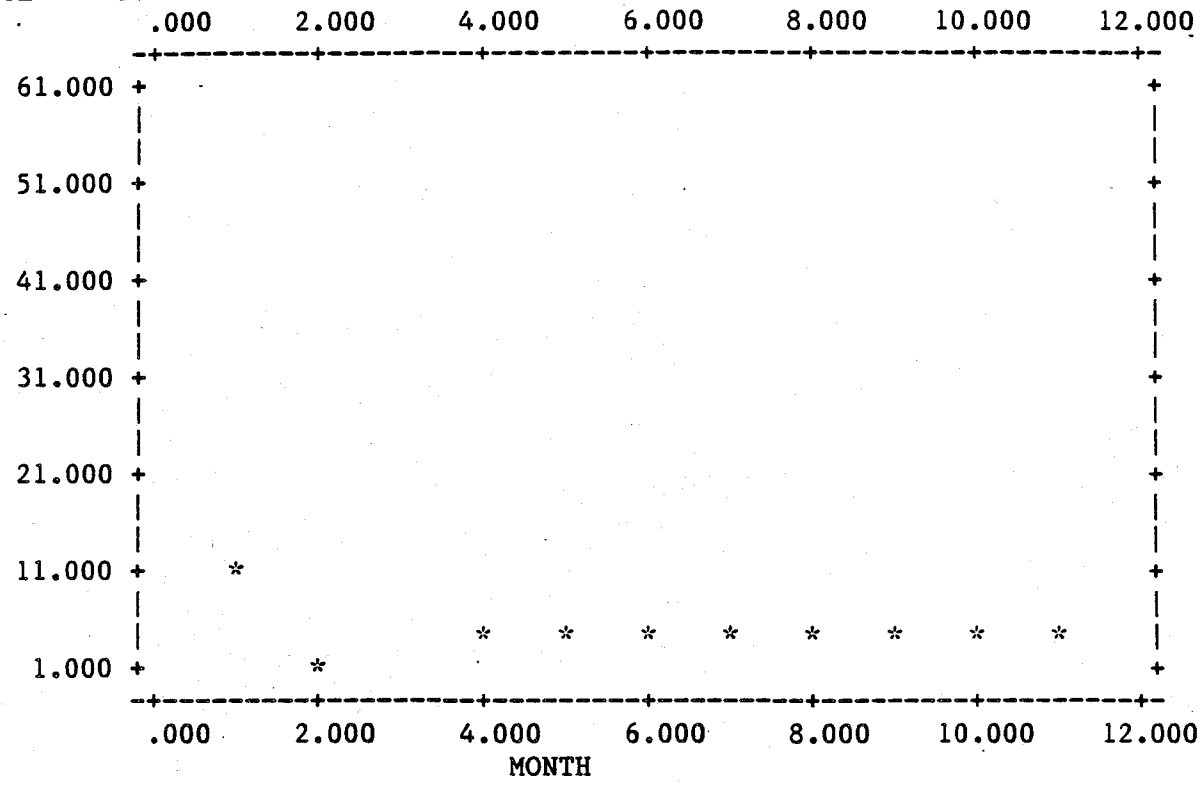

TRI111CL

WELL = 3.00
IS PLOTTED WITH AN '*'

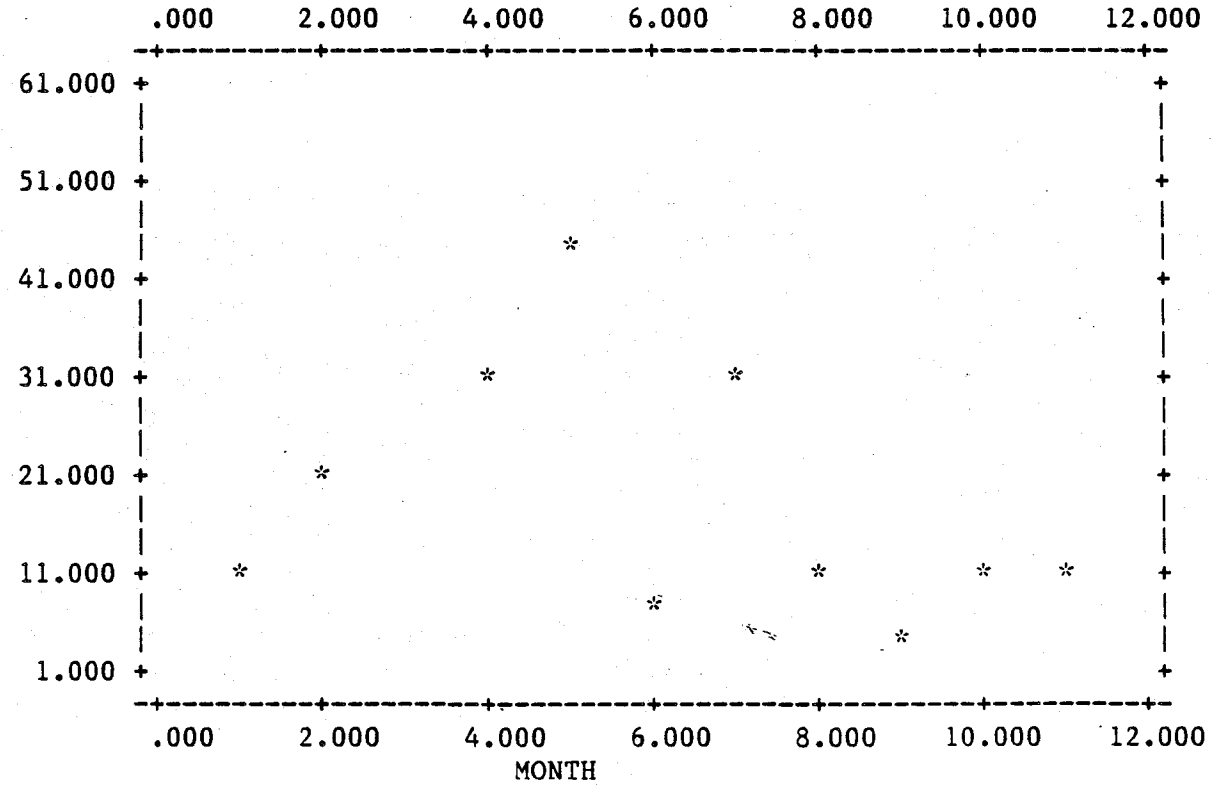

TRI111CL

WELL = 4.00
IS PLOTTED WITH AN '*'

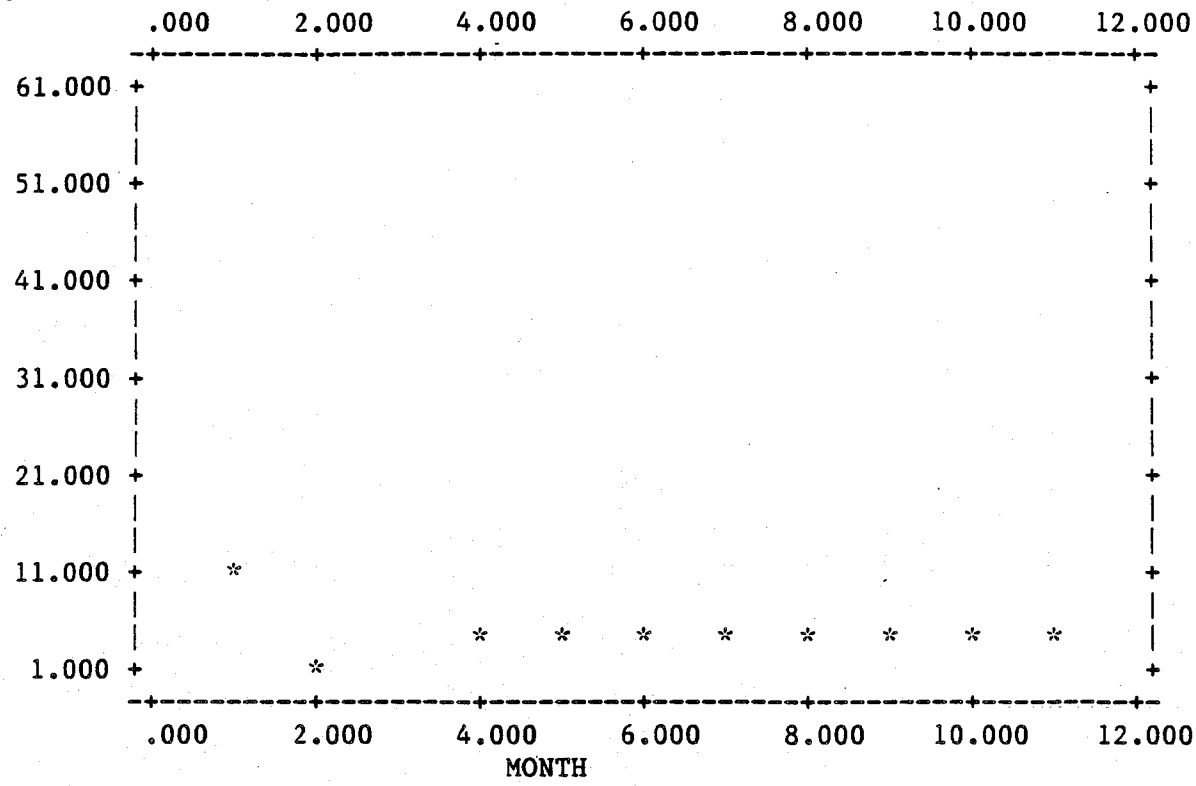

TRI111CL

WELL = 5.00
IS PLOTTED WITH AN '*'

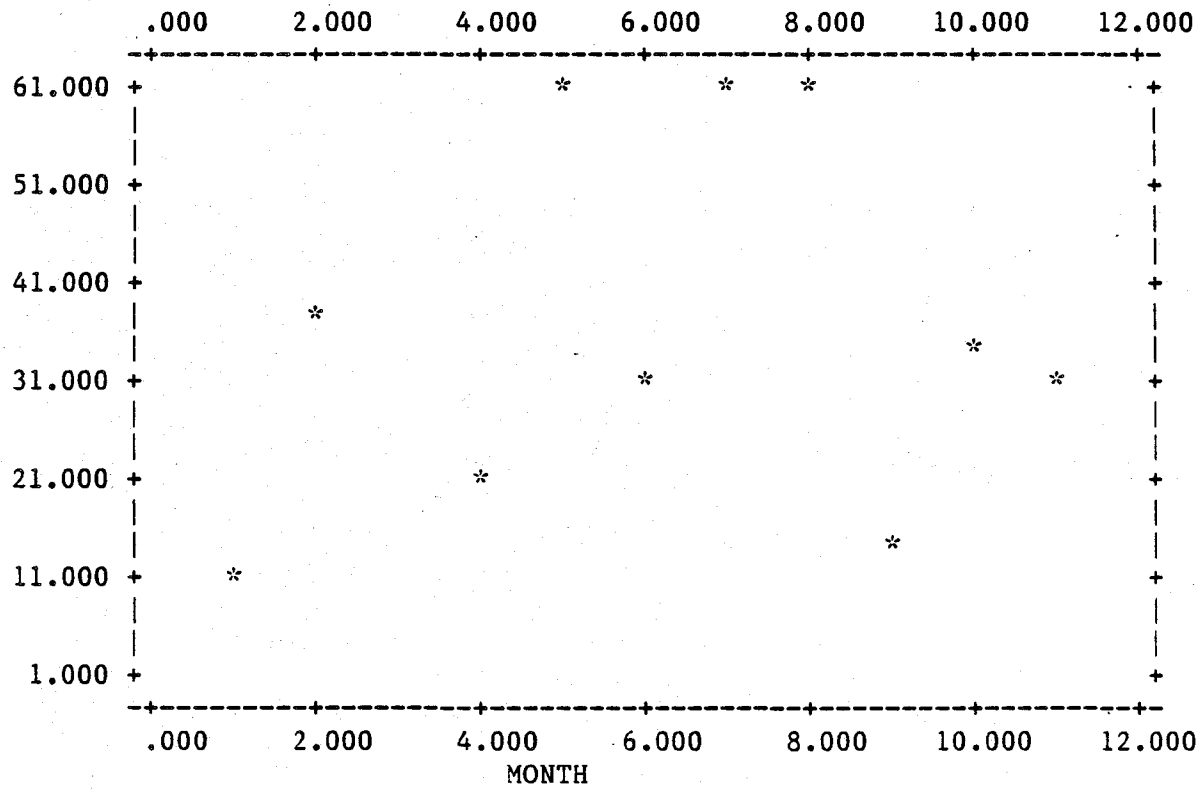

TRI111CL

WELL = 6.00
IS PLOTTED WITH AN '*'

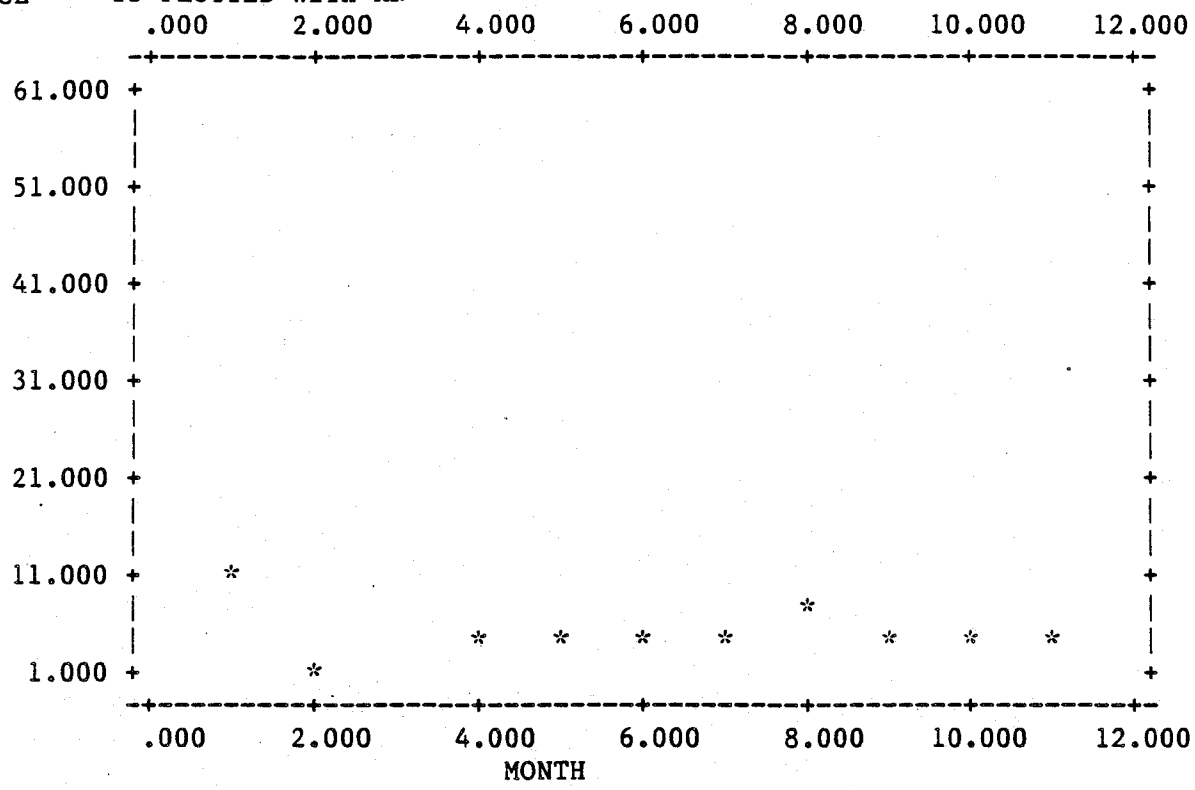

TRICLETH

WELL = 1.00
IS PLOTTED WITH AN '*'

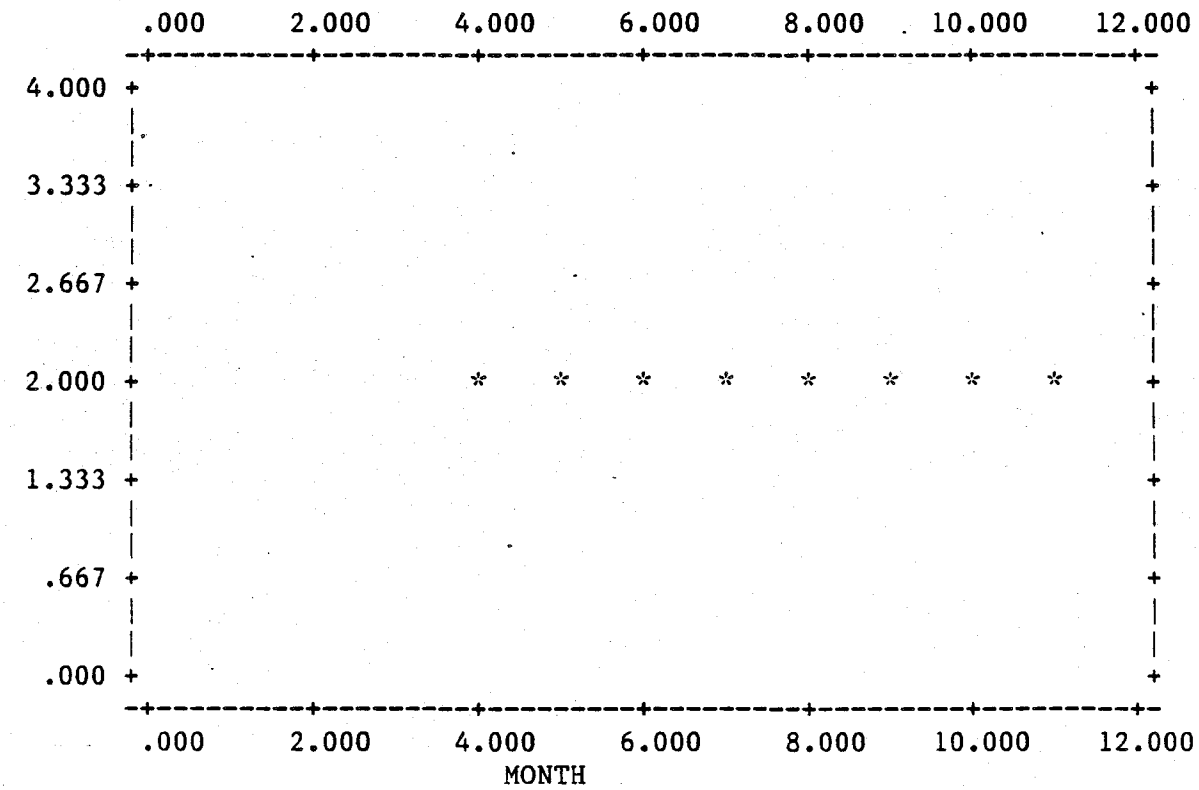

TRICLETH

WELL = 2.00
IS PLOTTED WITH AN '*'

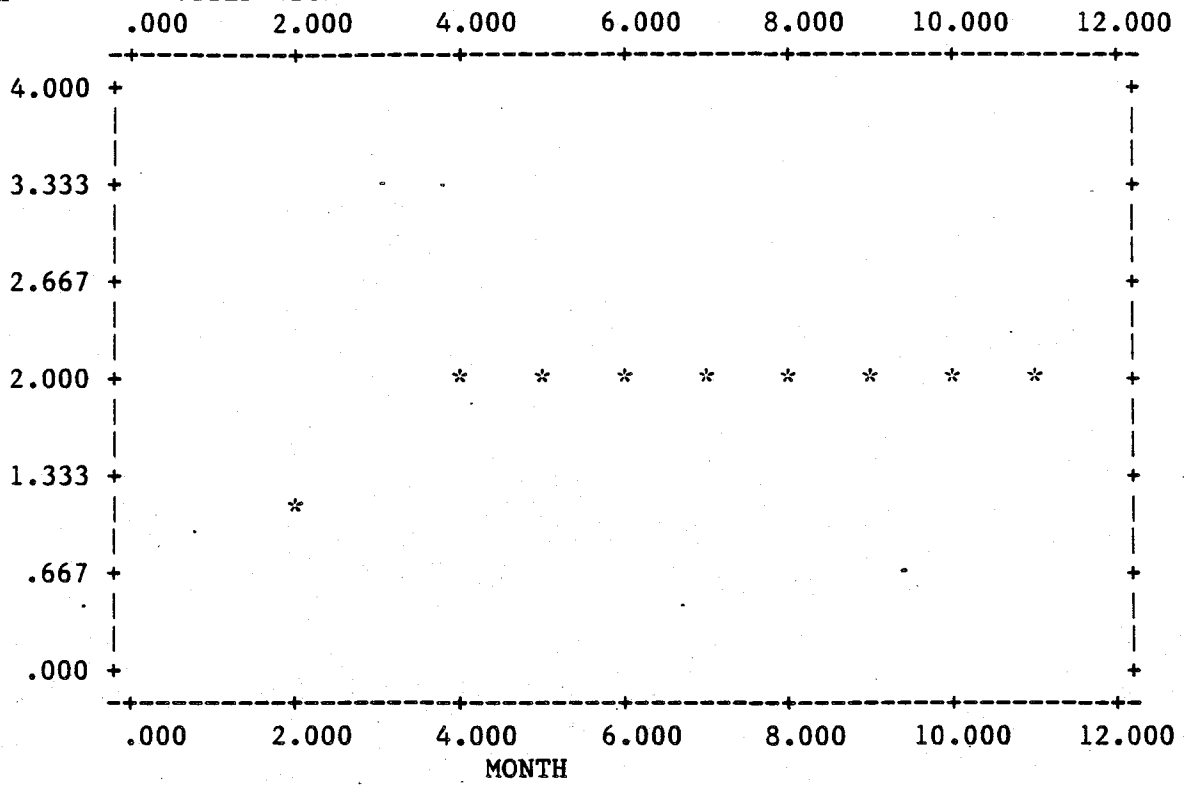

TRICLETH

WELL = 3.00
IS PLOTTED WITH AN '*'

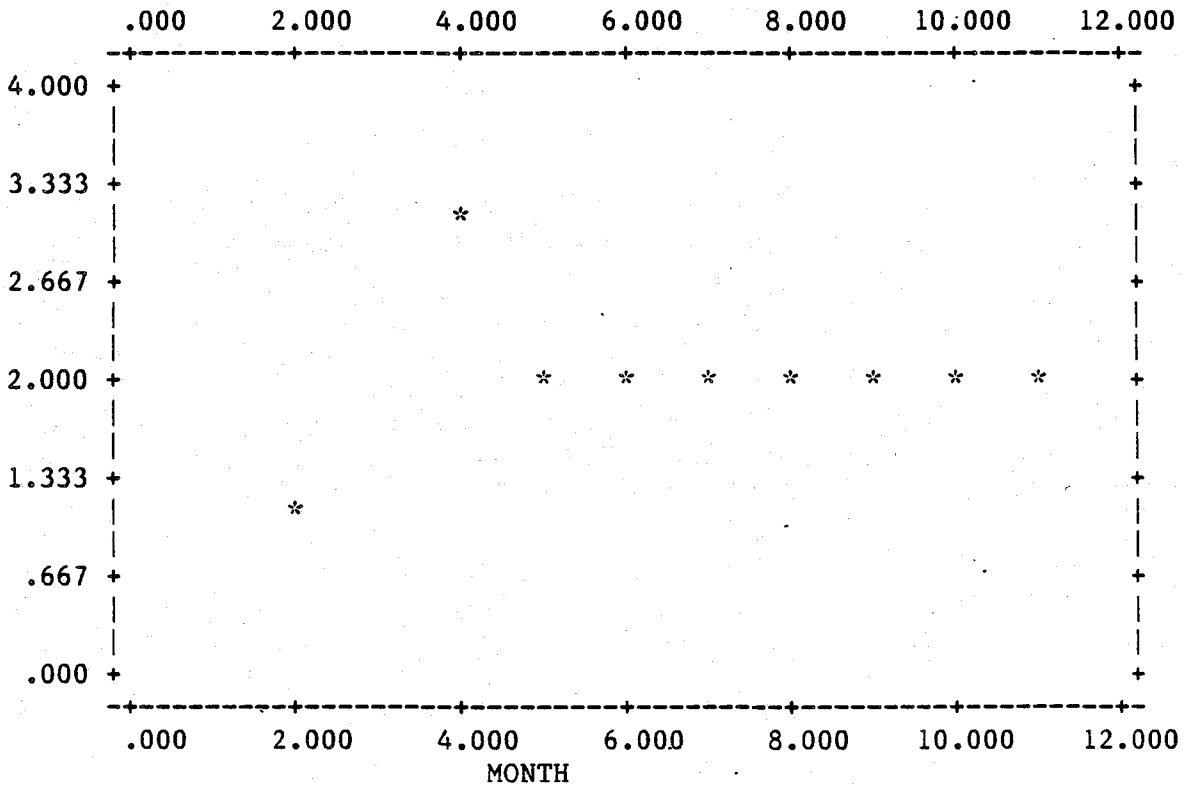

TRICLETH

WELL = 4.00
IS PLOTTED WITH AN '*'

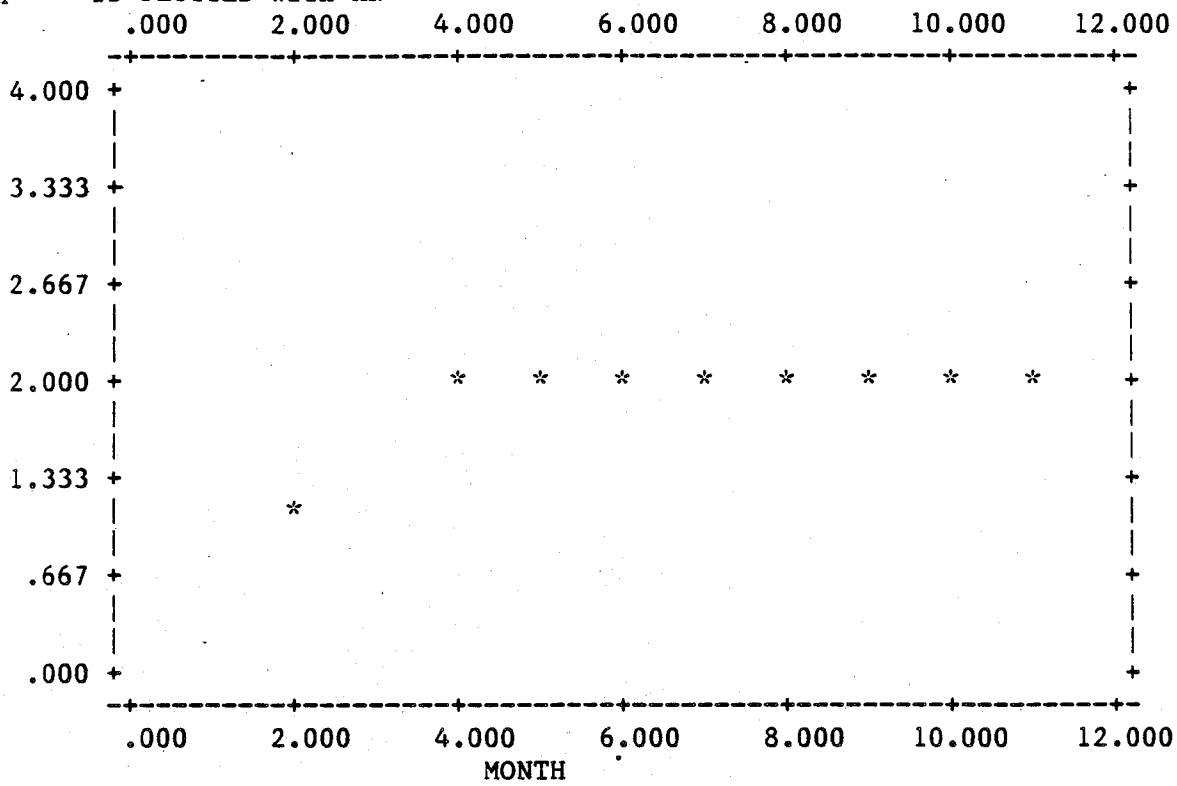

TRICLETH

WELL = 5.00
IS PLOTTED WITH AN '*'

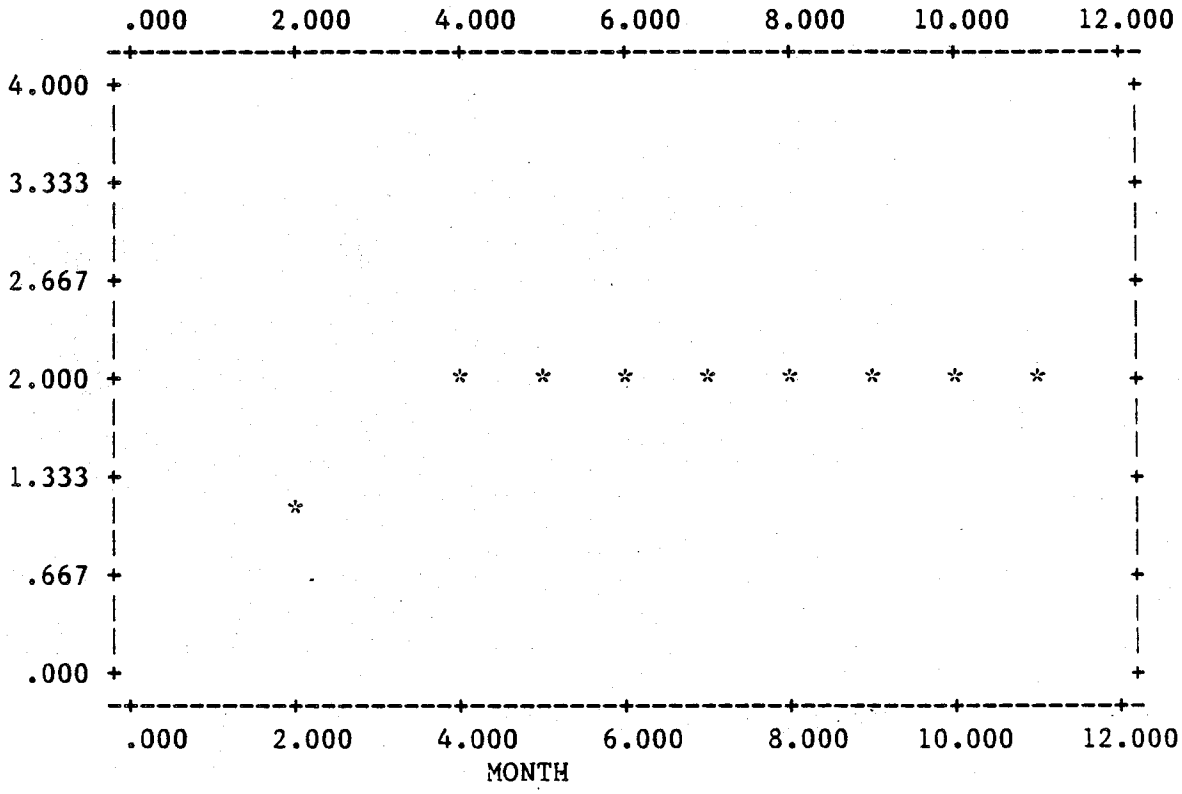

TRICLETH

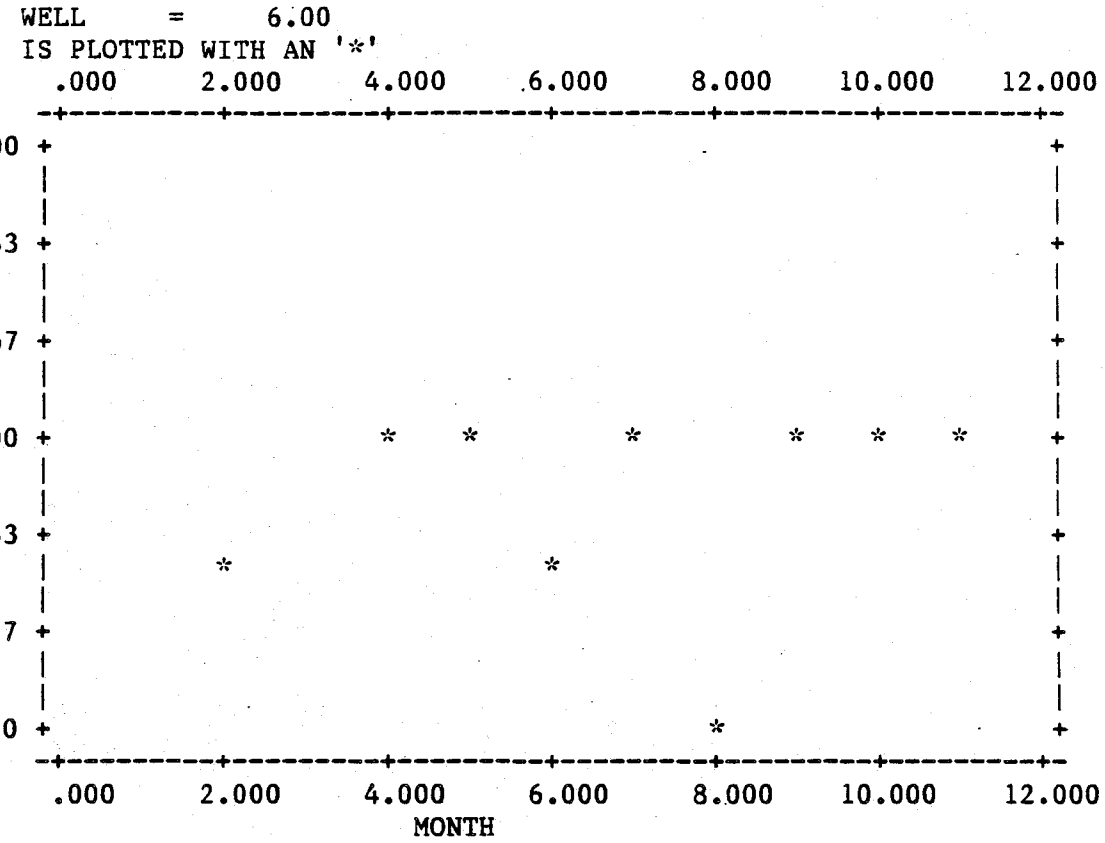

THRCLFL

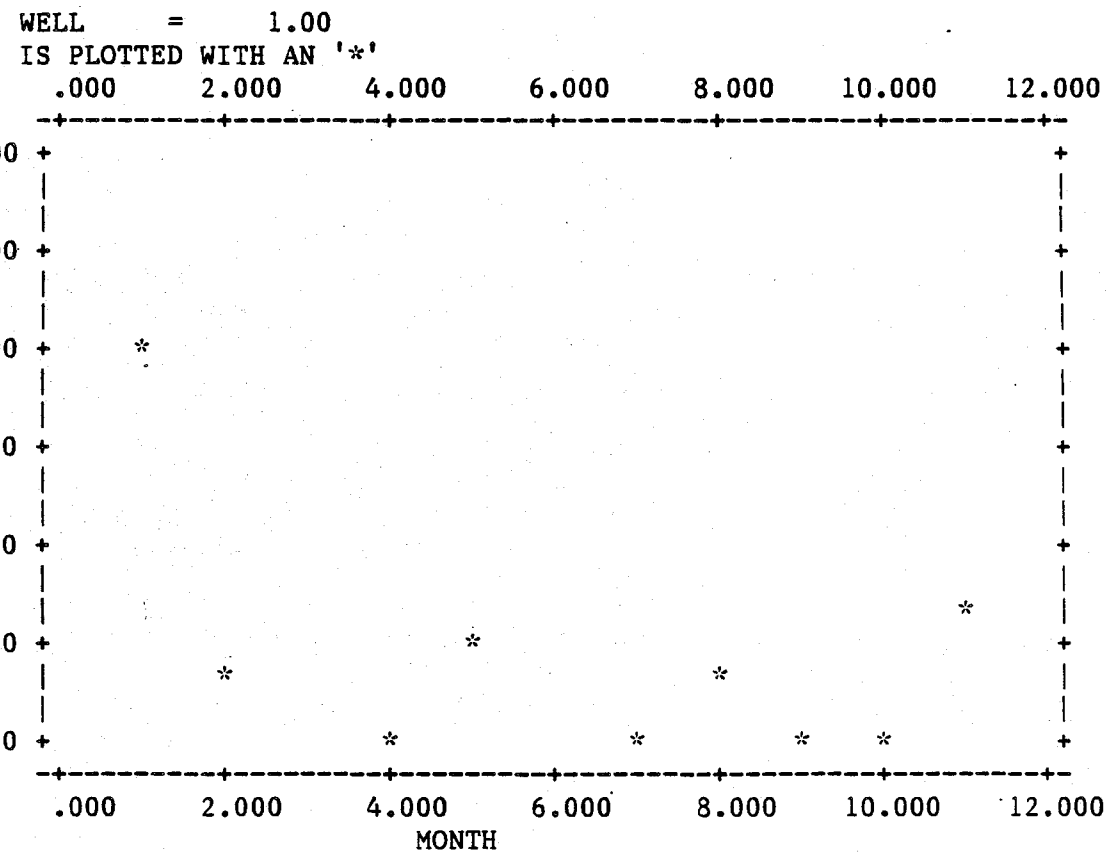

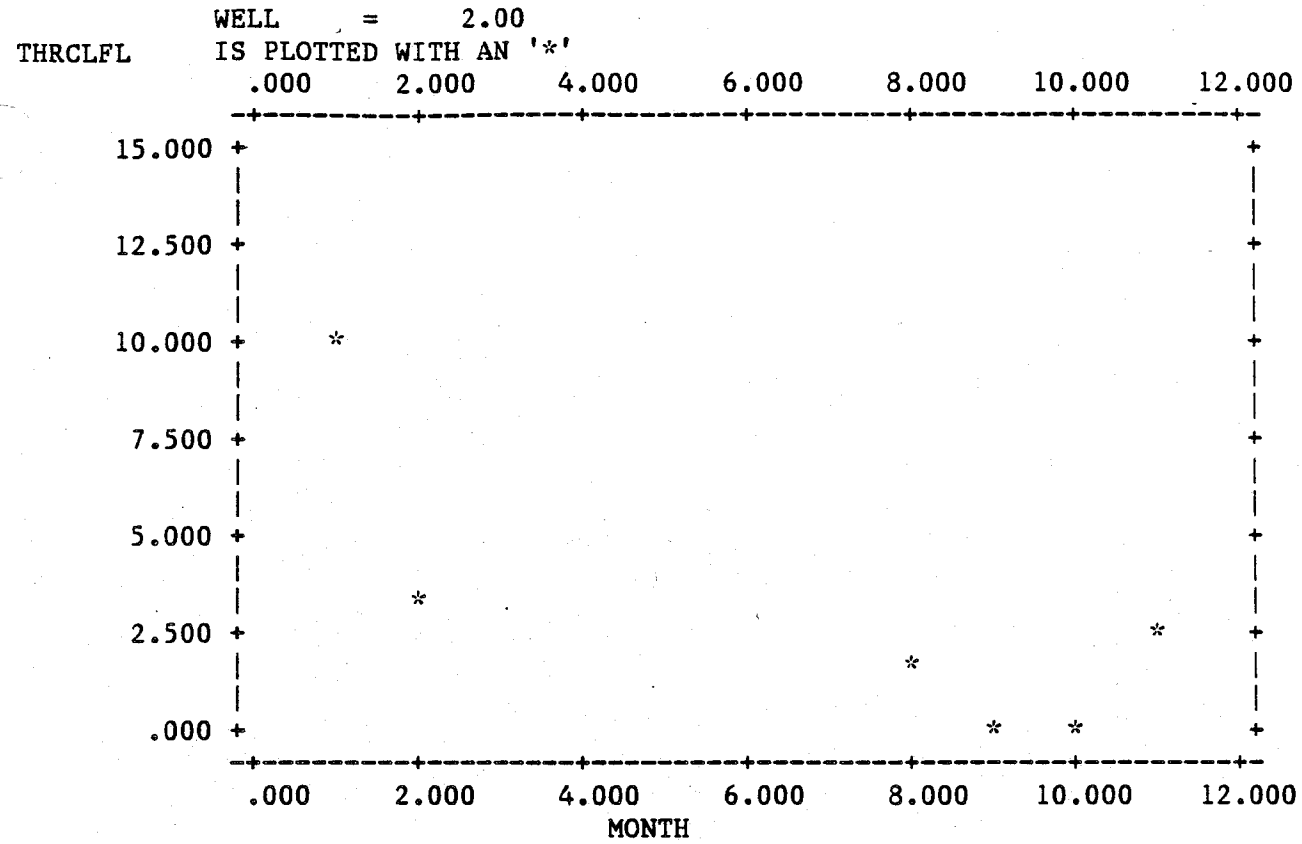
WELL = 2.00
THRCLFL
IS PLOTTED WITH AN '*'
.000 2.000 4.000 6.000 8.000 10.000 12.000
15.000
12.500
10.000
7.500
5.000
2.500
.000
MONTH

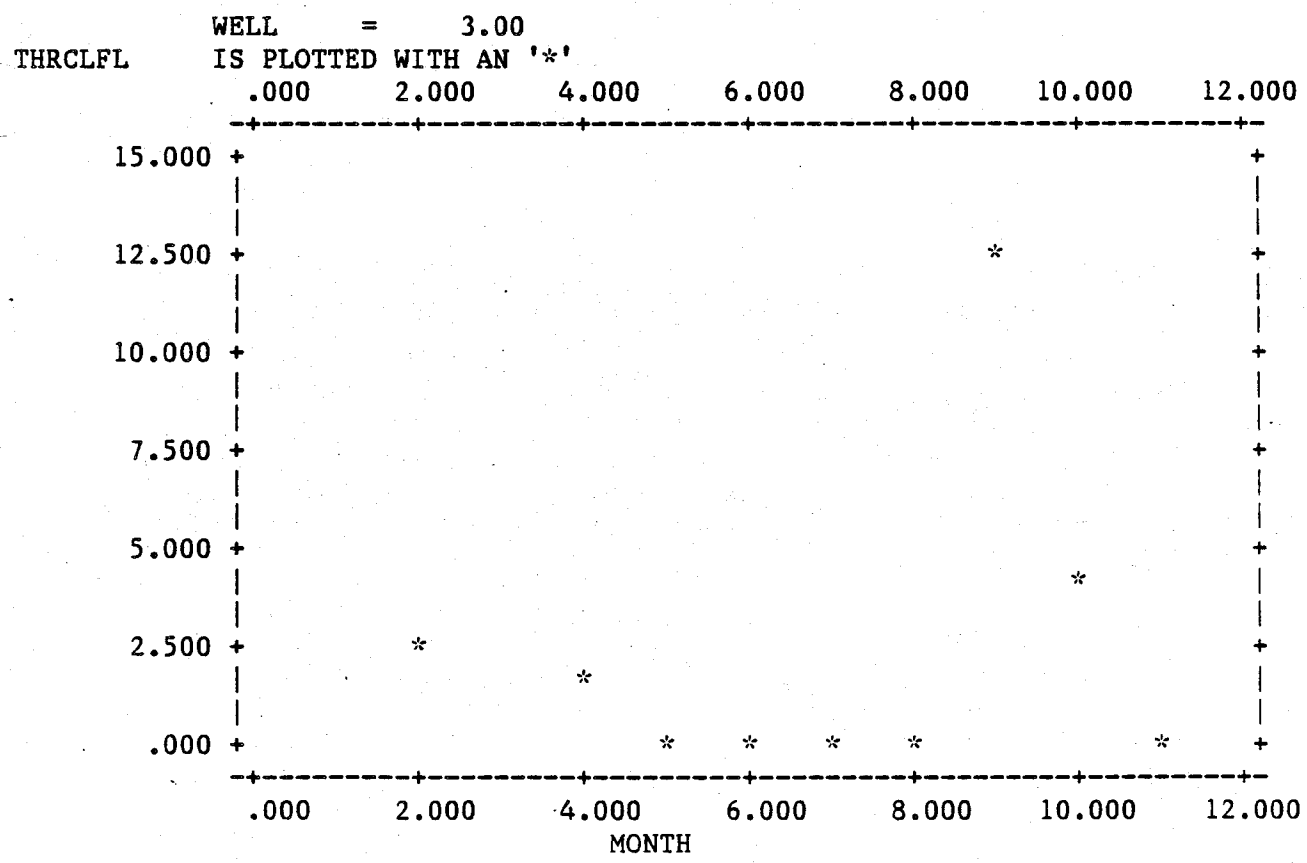
WELL = 3.00
THRCLFL
IS PLOTTED WITH AN '*'
.000 2.000 4.000 6.000 8.000 10.000 12.000
15.000
12.500
10.000
7.500
5.000
2.500
.000
MONTH

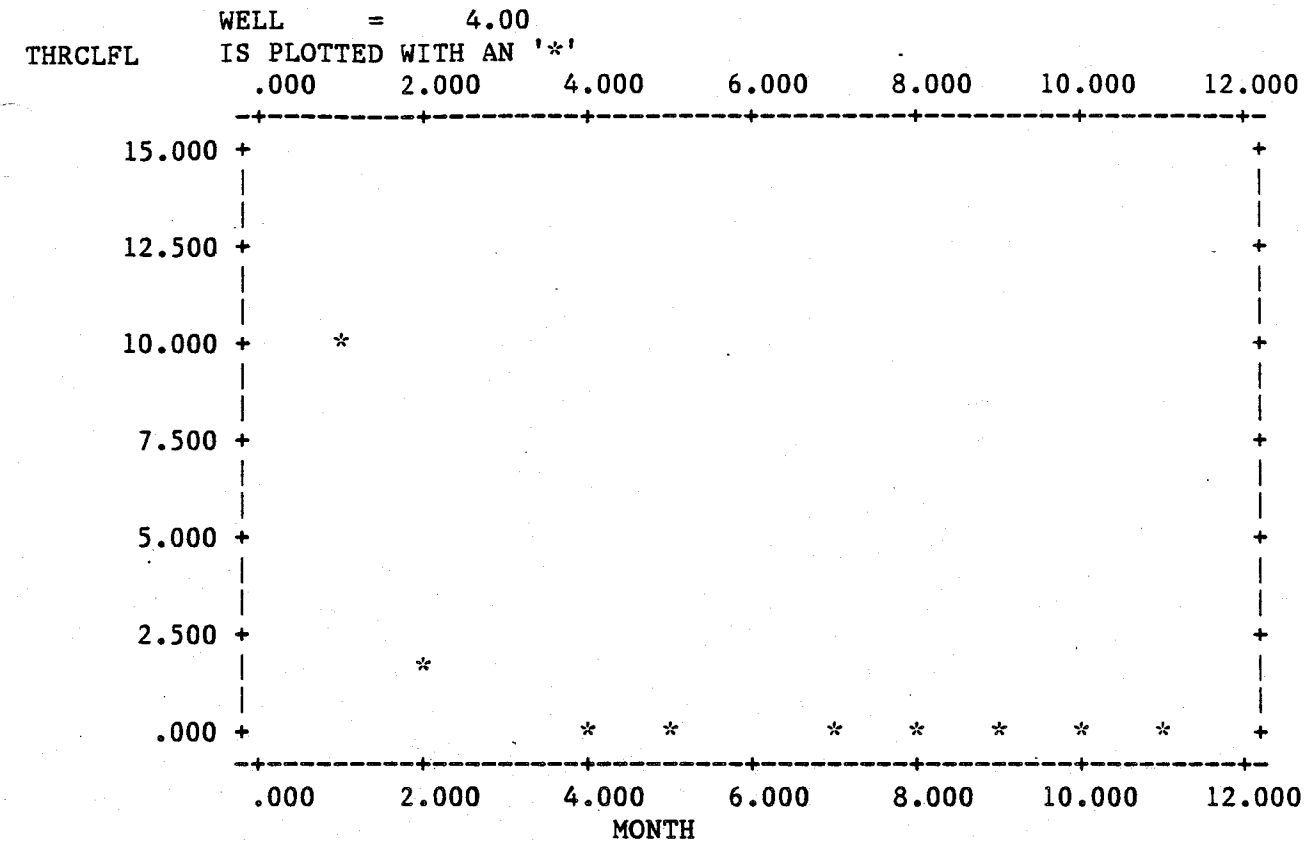
WELL = 4.00
THRCLFL
IS PLOTTED WITH AN '*'
.000 2.000 4.000 6.000 8.000 10.000 12.000
15.000
12.500
10.000
7.500
5.000
2.500
.000
MONTH

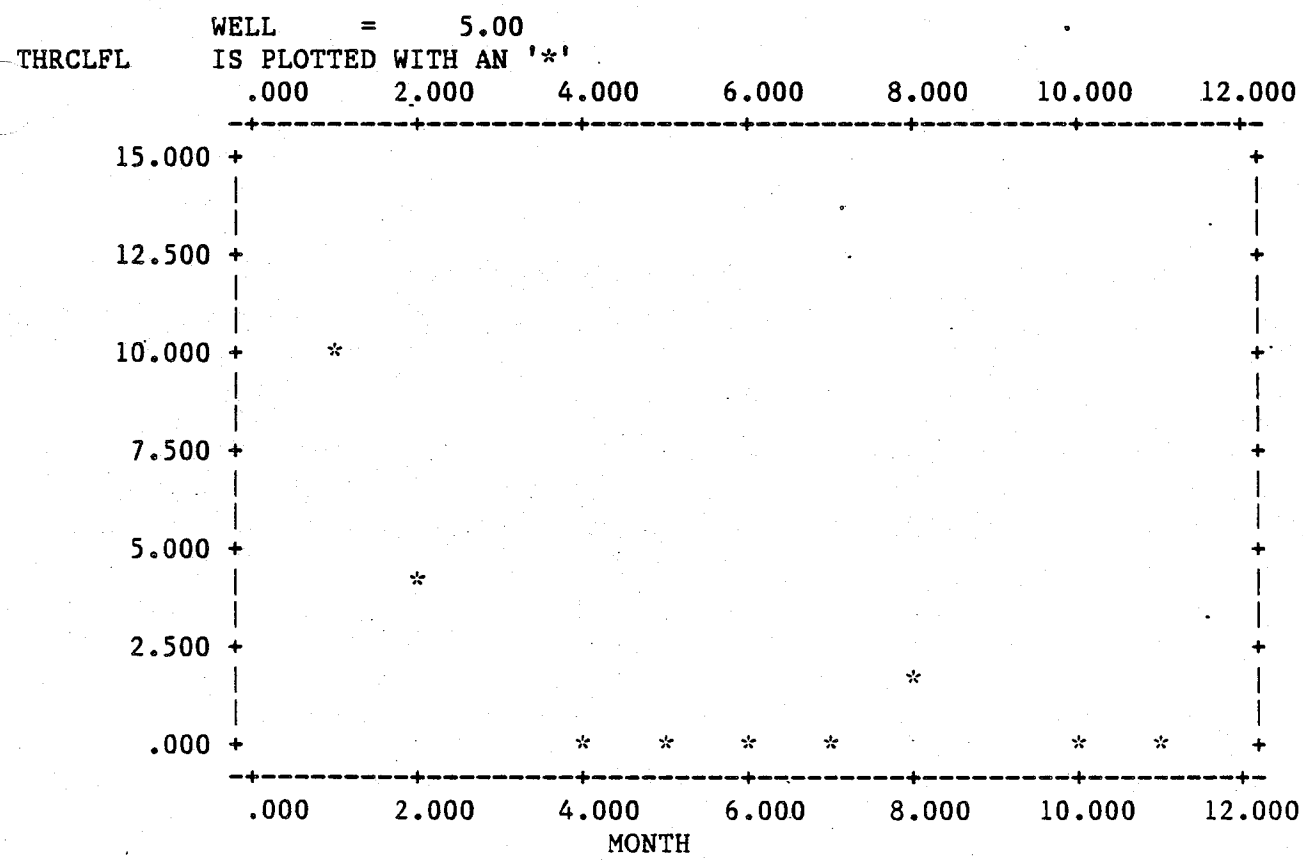
WELL = 5.00
THRCLFL
IS PLOTTED WITH AN '*'
.000 2.000 4.000 6.000 8.000 10.000 12.000
15.000
12.500
10.000
7.500
5.000
2.500
.000
MONTH

THRCLFL

WELL = 6.00
IS PLOTTED WITH AN '*'

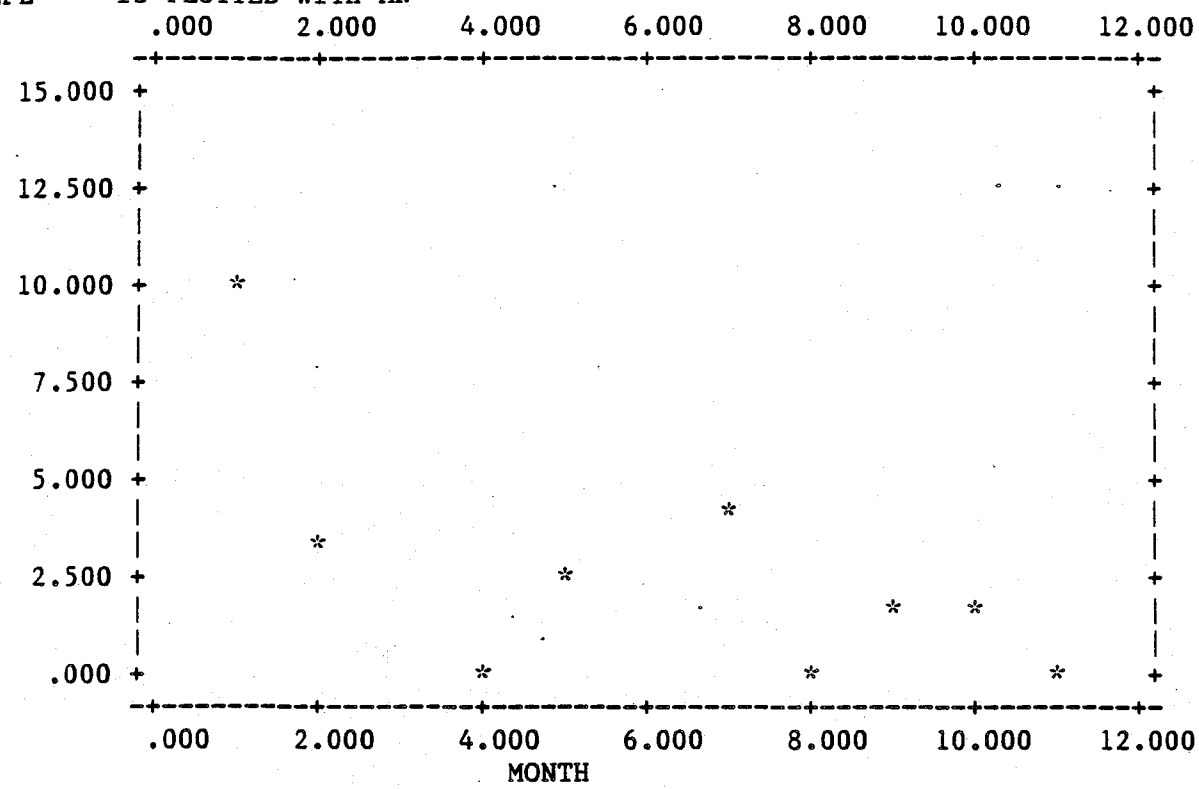

PHENOL

WELL = 1.00
IS PLOTTED WITH AN '*'

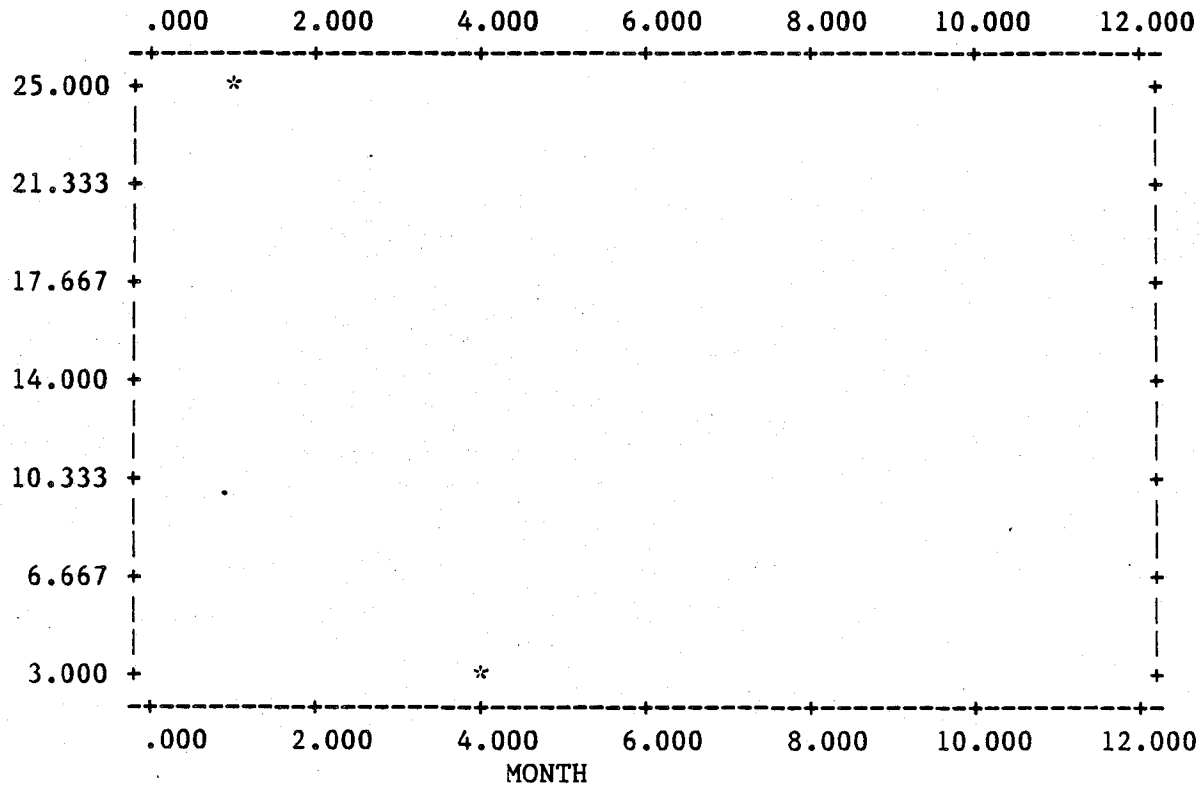

```
            WELL      =      2.00
PHENOL      IS PLOTTED WITH AN '*'
             1.000          2.000          3.000          4.000          5.000
            -+--------------+--------------+--------------+--------------+-
      25.000 +*                                                            +
             |                                                             |
             |                                                             |
      21.333 +                                                             +
             |                                                             |
             |                                                             |
      17.667 +                                                             +
             |                                                             |
             |                                                             |
      14.000 +                                                             +
             |                                                             |
             |                                                             |
      10.333 +                                                             +
             |                                                             |
             |                                                             |
       6.667 +                                                             +
             |                                                             |
             |                                                             |
       3.000 +                                          *                  +
            -+--------------+--------------+--------------+--------------+-
             1.000          2.000          3.000          4.000          5.000
                                              MONTH
```

```
            WELL      =      3.00
PHENOL      IS PLOTTED WITH AN '*'
             1.000          2.000          3.000          4.000          5.000
            -+--------------+--------------+--------------+--------------+-
      25.000 +*                                                            +
             |                                                             |
             |                                                             |
      21.333 +                                                             +
             |                                                             |
             |                                                             |
      17.667 +                                                             +
             |                                                             |
             |                                                             |
      14.000 +                                                             +
             |                                                             |
             |                                                             |
      10.333 +                                                             +
             |                                                             |
             |                                                             |
       6.667 +                                                             +
             |                                                             |
             |                                                             |
       3.000 +                 *                          *                +
            -+--------------+--------------+--------------+--------------+-
             1.000          2.000          3.000          4.000          5.000
                                              MONTH
```

WELL = 4.00
PHENOL IS PLOTTED WITH AN '*'

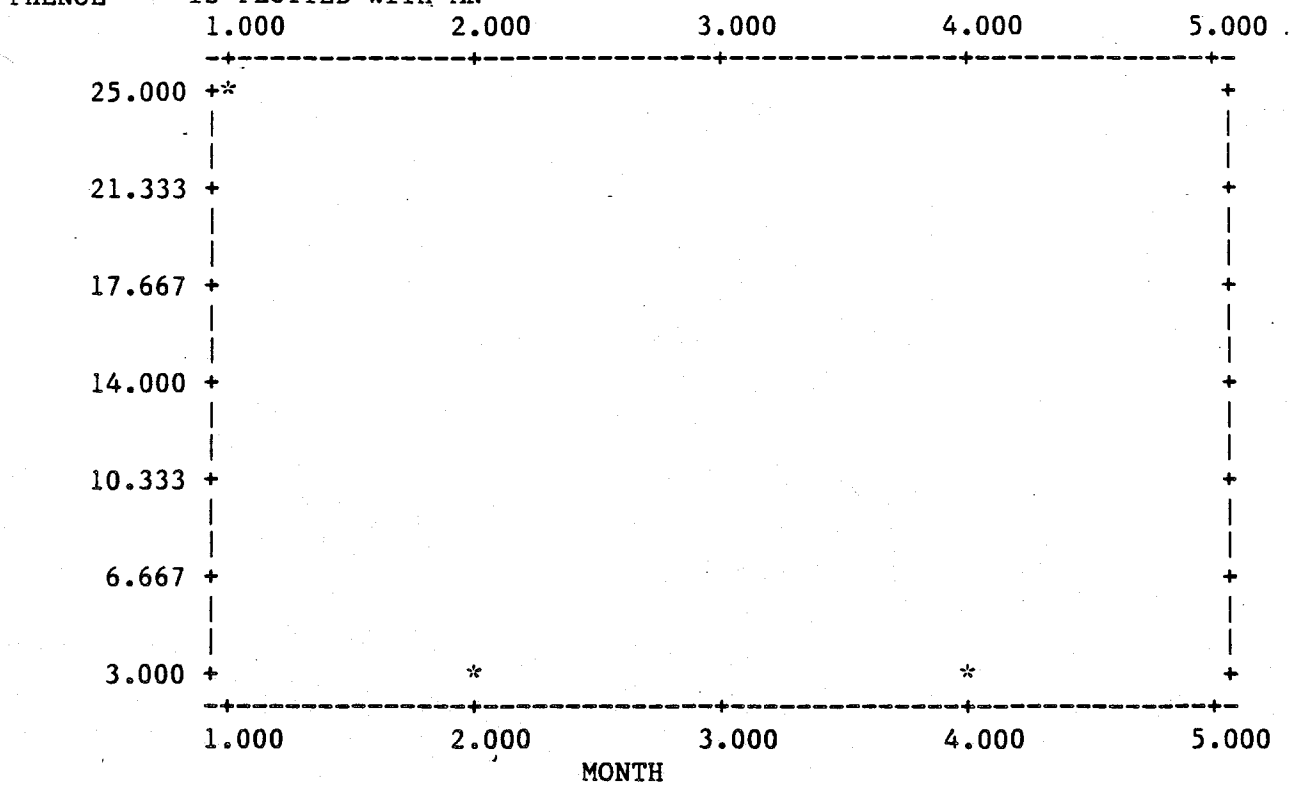

WELL = 5.00
PHENOL IS PLOTTED WITH AN '*'

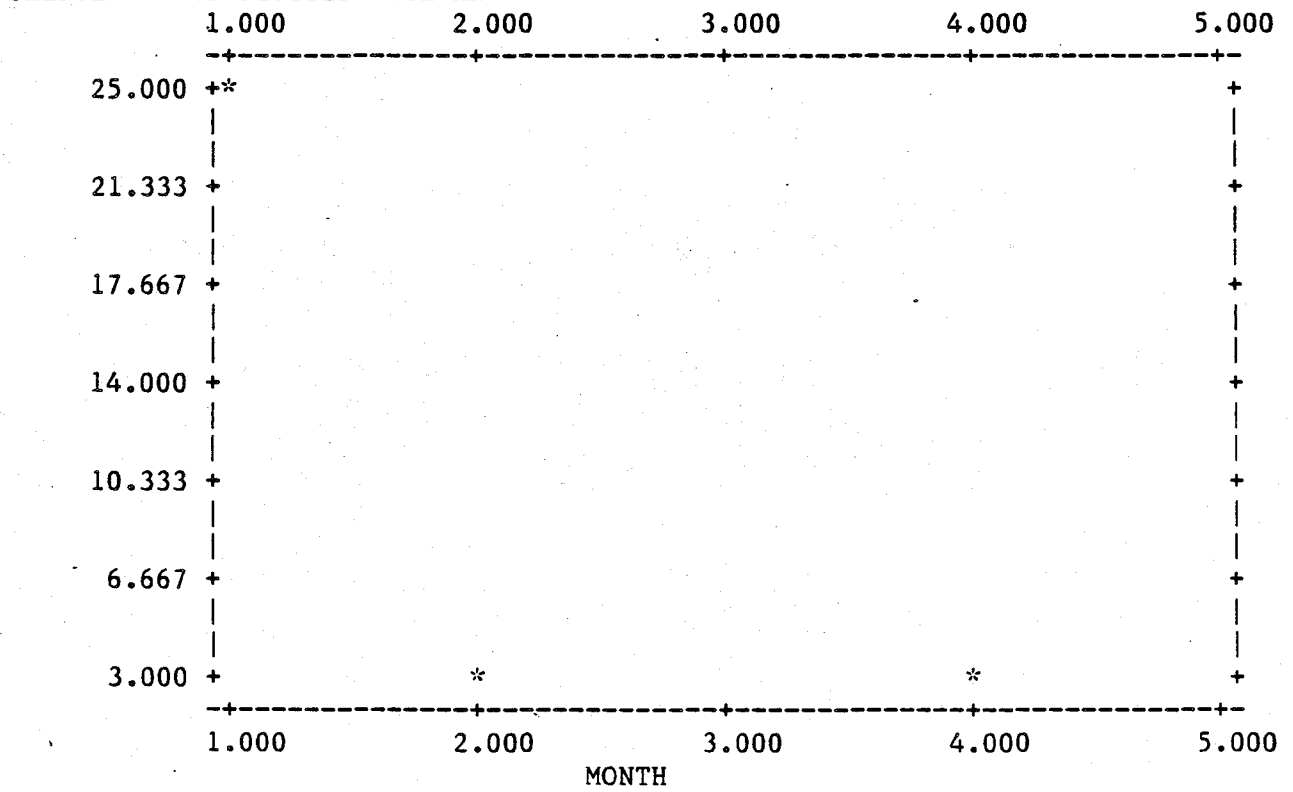

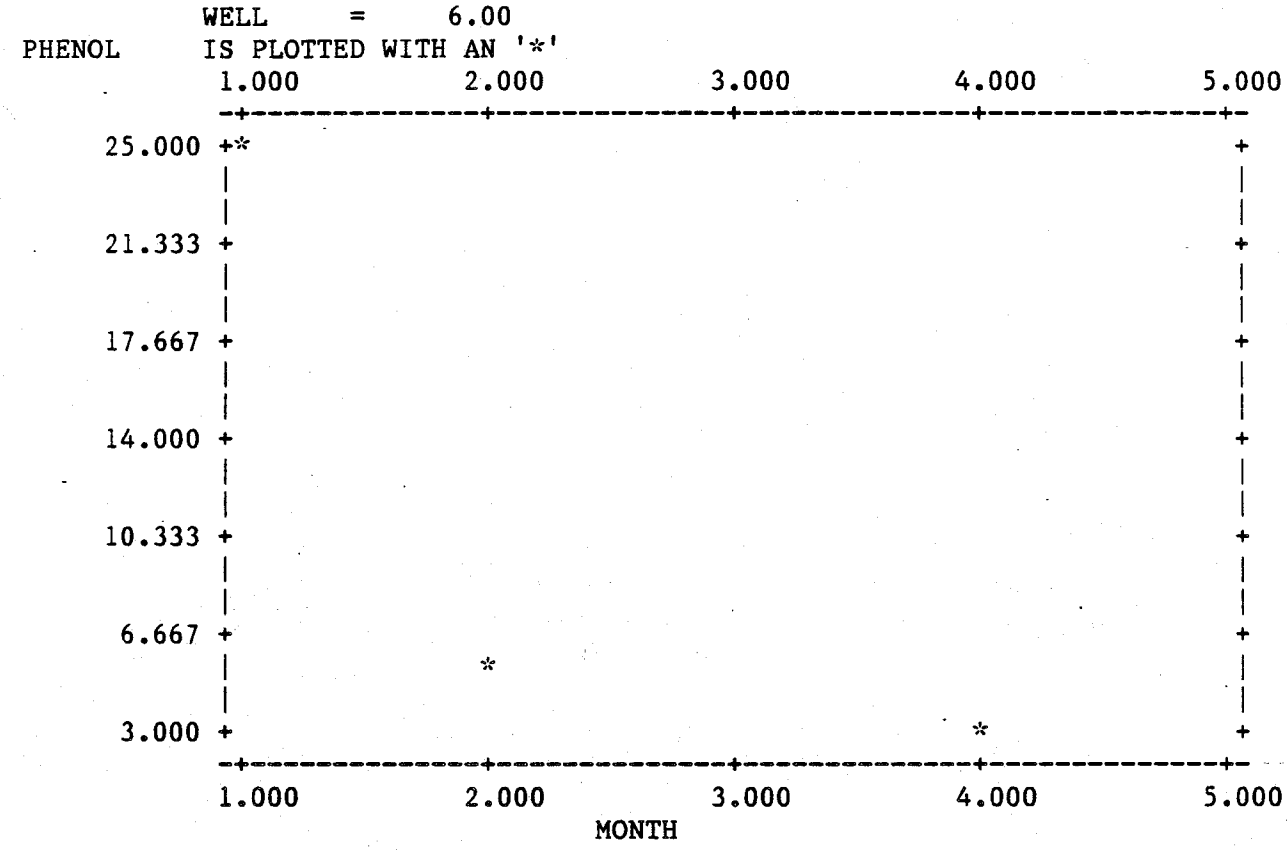
WELL = 6.00
PHENOL
IS PLOTTED WITH AN '*'
1.000
2.000
3.000
4.000
5.000
25.000
21.333
17.667
14.000
10.333
6.667
3.000
MONTH

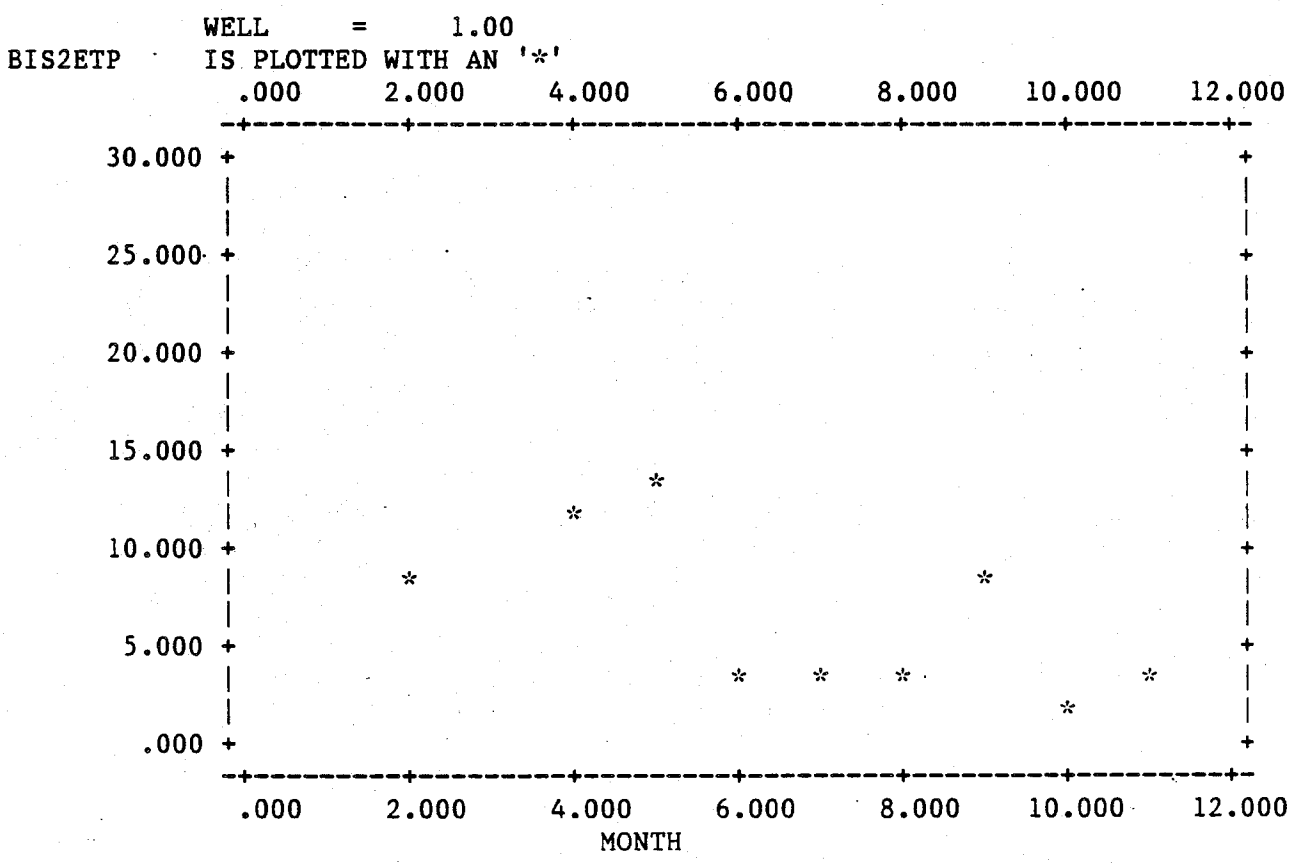
WELL = 1.00
BIS2ETP
IS PLOTTED WITH AN '*'
.000
2.000
4.000
6.000
8.000
10.000
12.000
30.000
25.000
20.000
15.000
10.000
5.000
.000
MONTH

WELL = 2.00
BIS2ETP IS PLOTTED WITH AN '*'

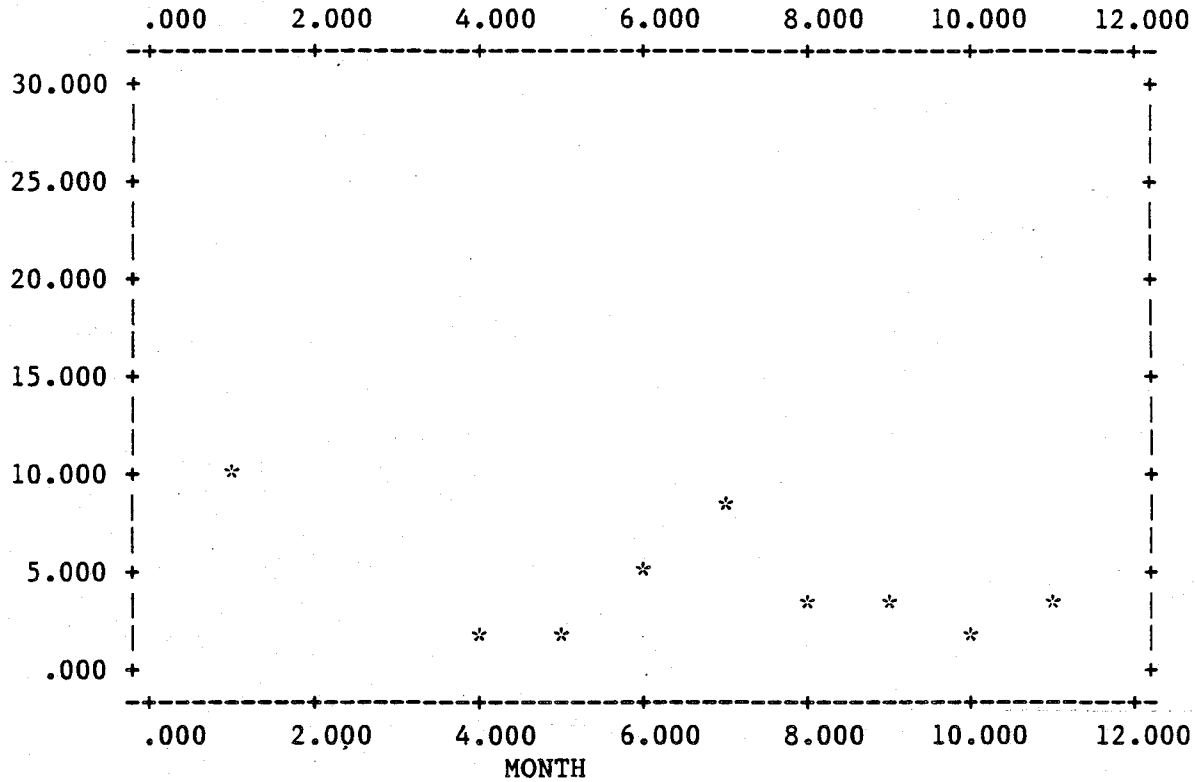

WELL = 3.00
BIS2ETP IS PLOTTED WITH AN '*'

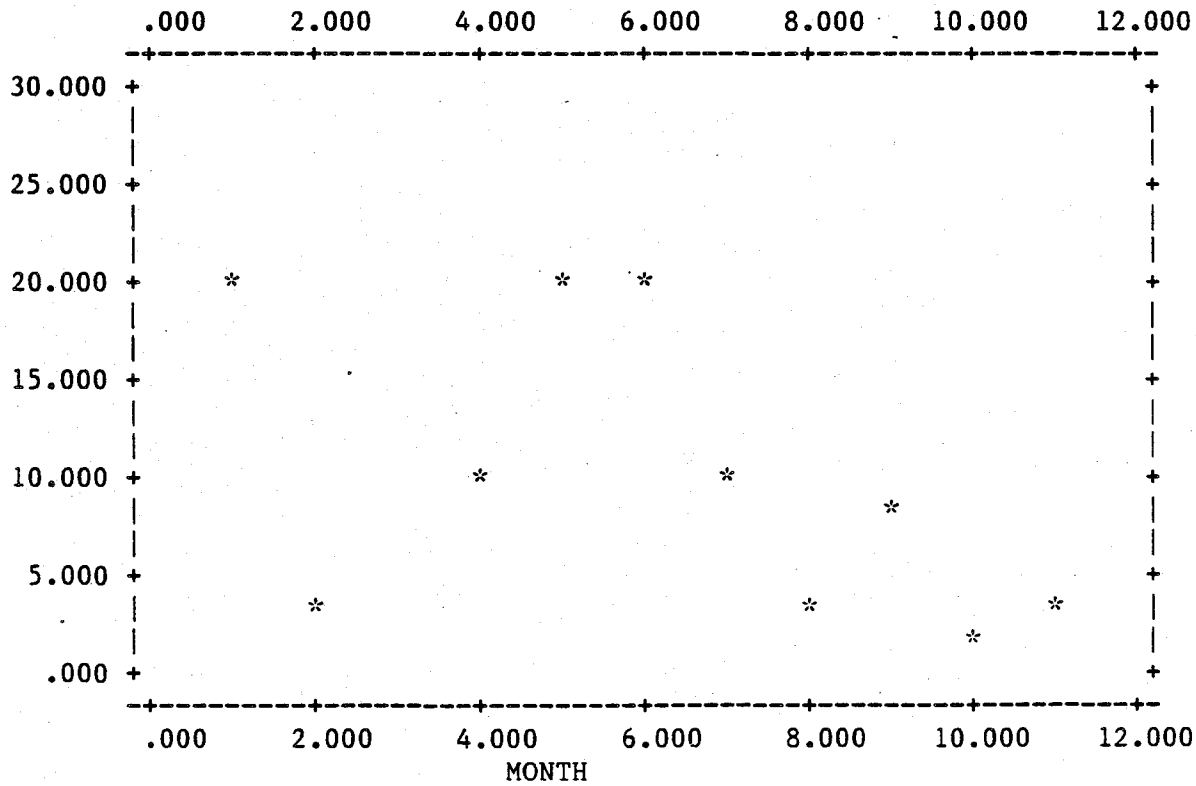

WELL = 4.00
BIS2ETP IS PLOTTED WITH AN '*'

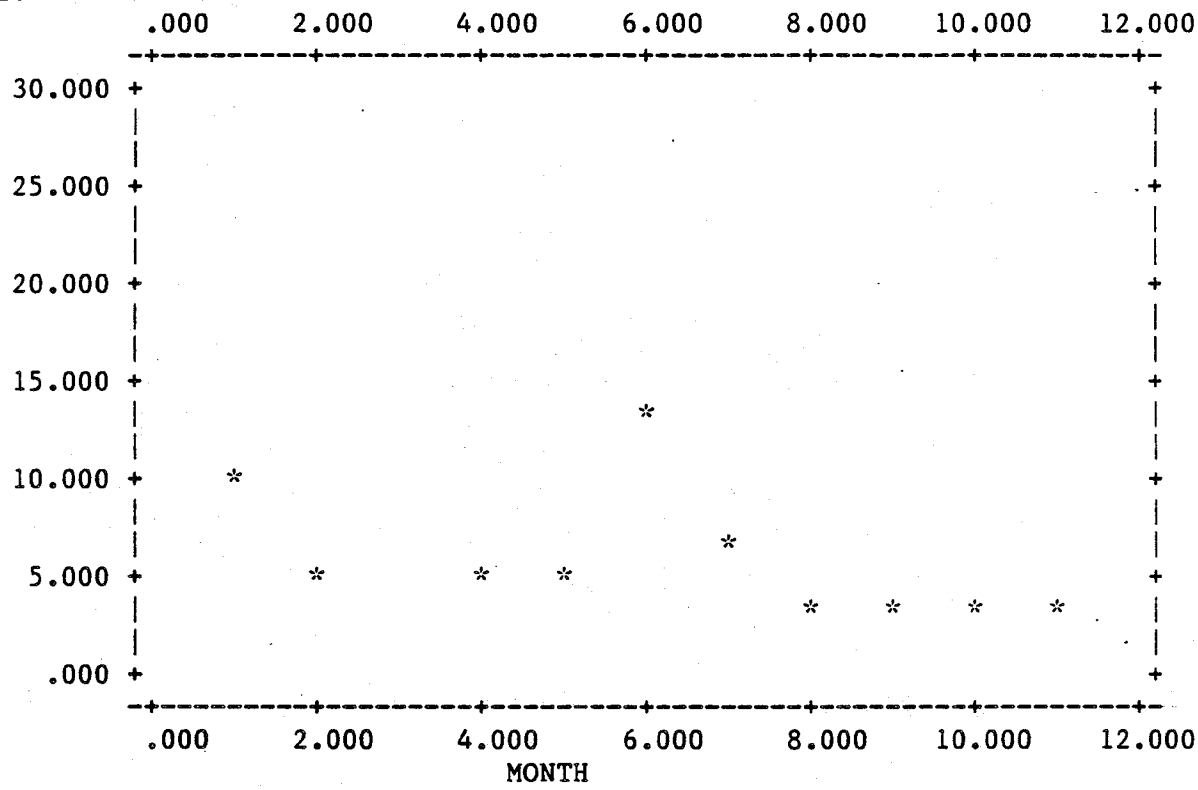

WELL = 5.00
BIS2ETP IS PLOTTED WITH AN '*'

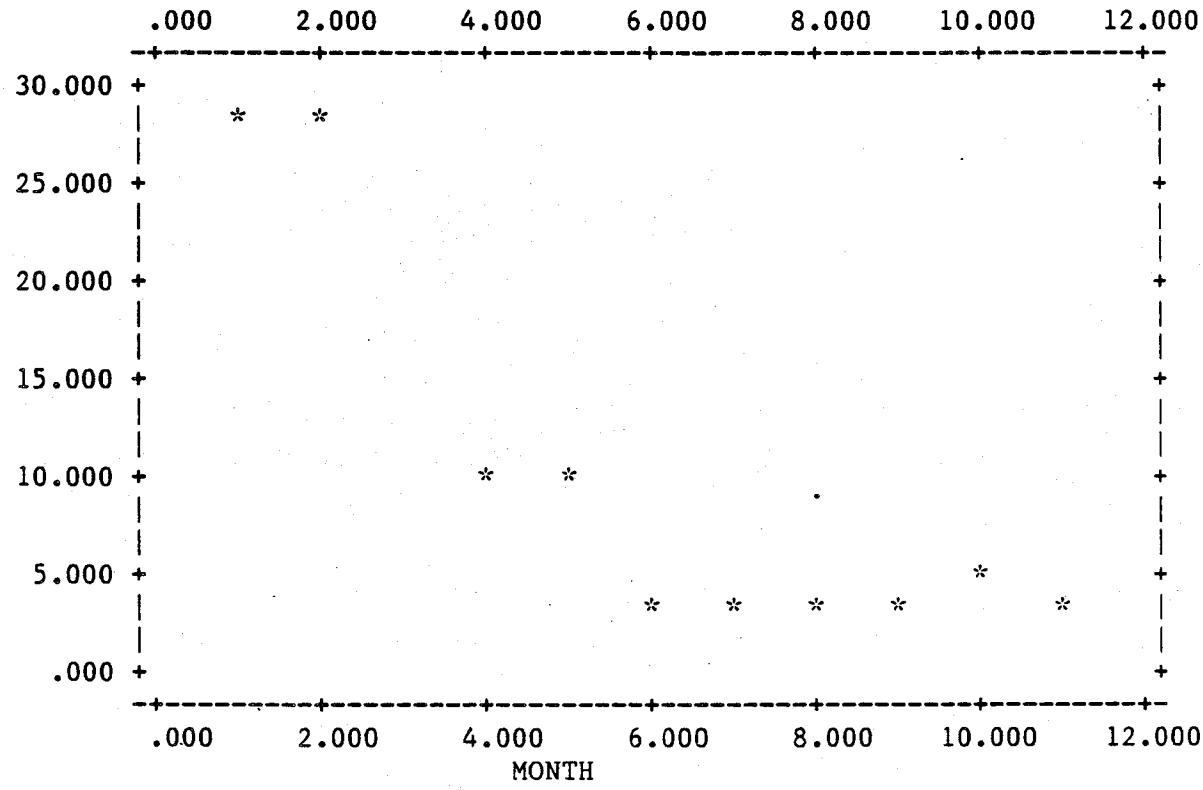

BIS2ETP

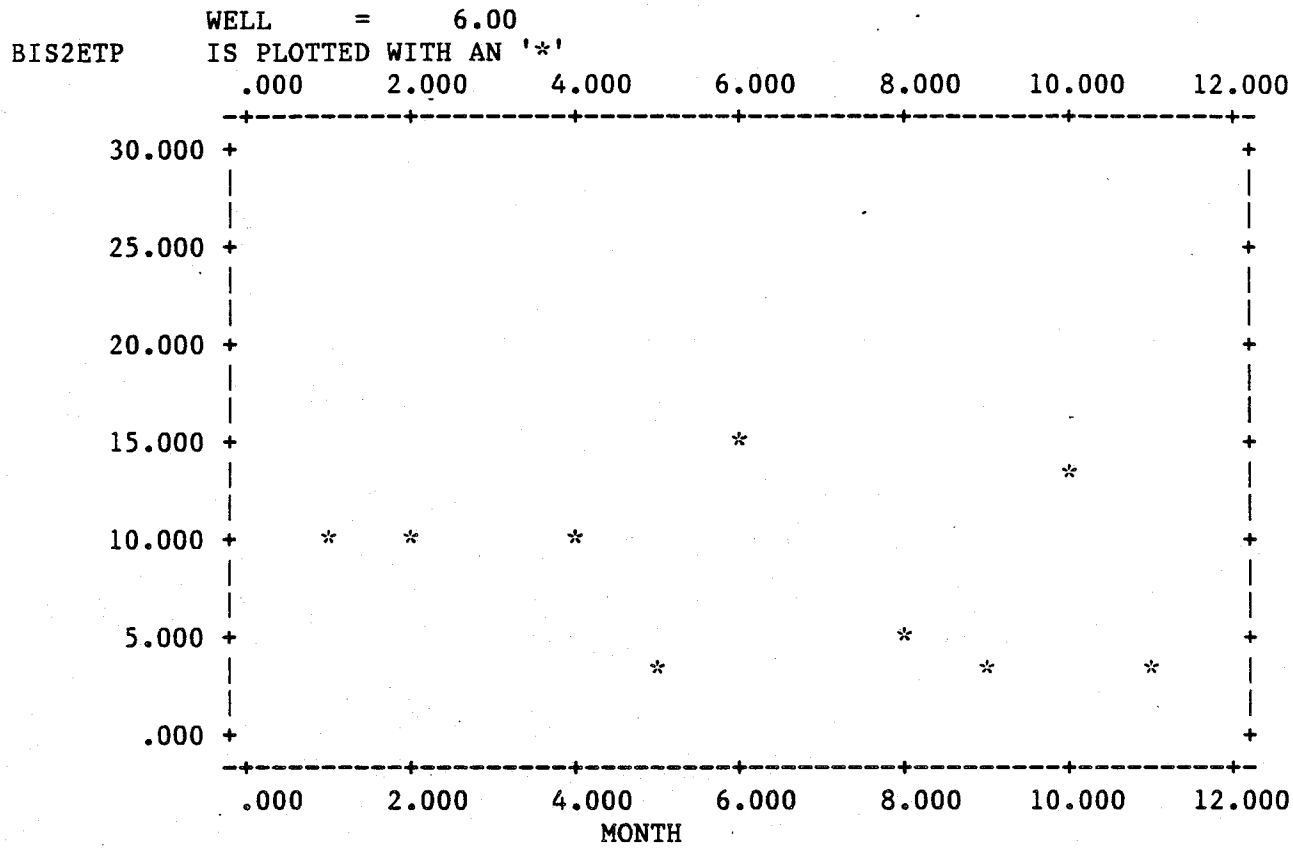

BUTYBENP

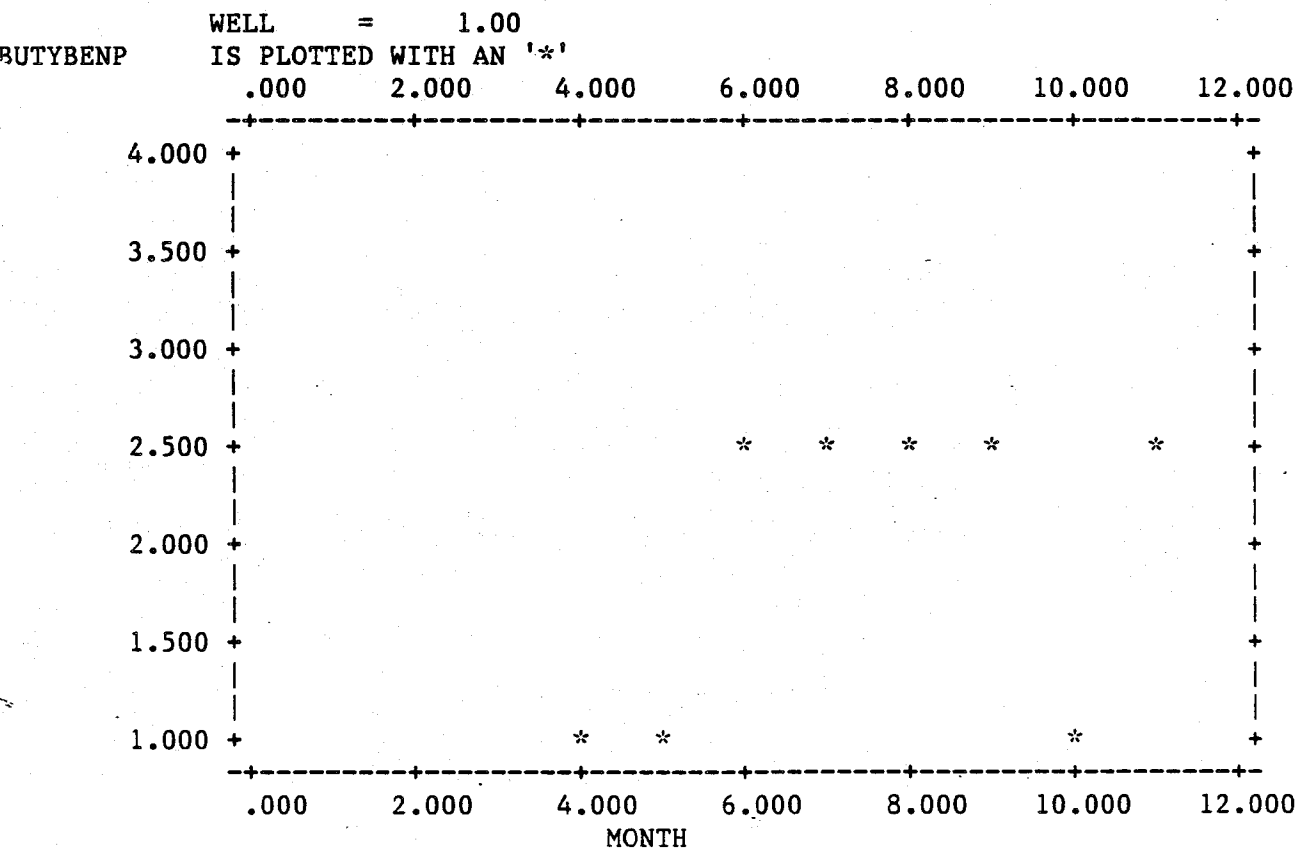

WELL = 2.00
BUTYBENP IS PLOTTED WITH AN '*'

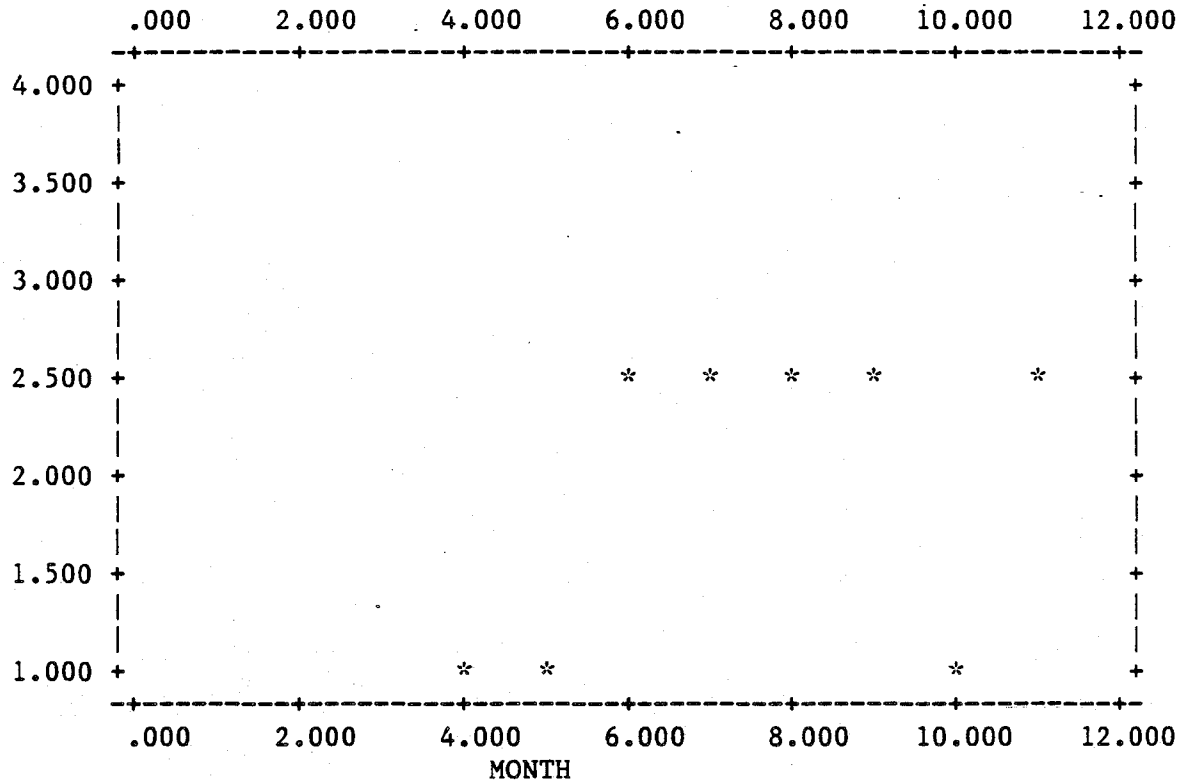

WELL = 3.00
BUTYBENP IS PLOTTED WITH AN '*'

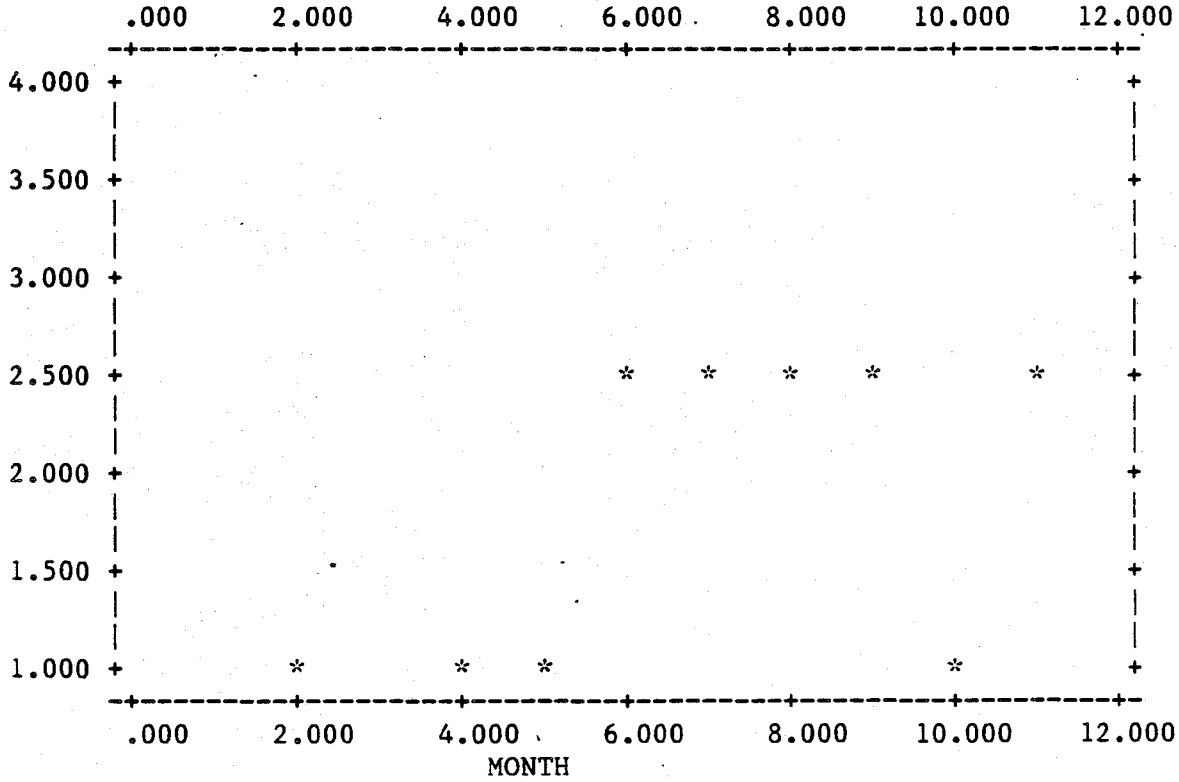

BUTYBENP

WELL = 4.00
IS PLOTTED WITH AN '*'

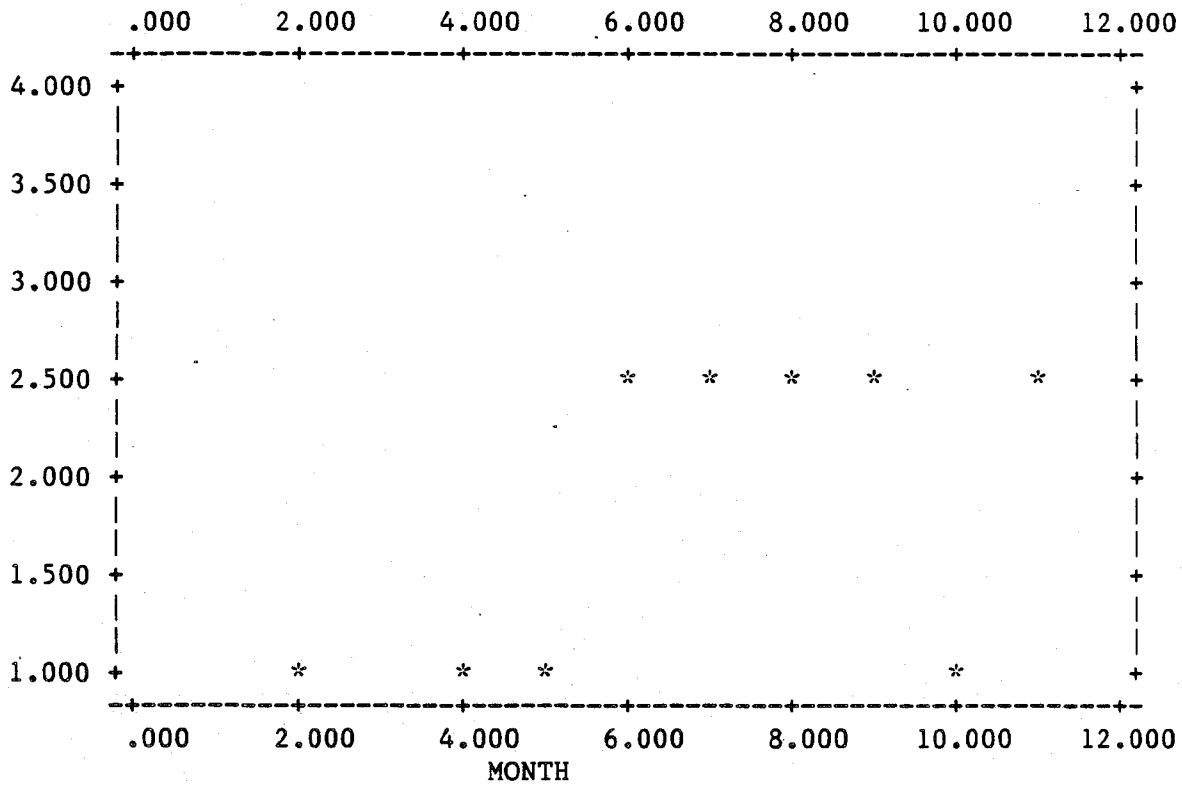

BUTYBENP

WELL = 5.00
IS PLOTTED WITH AN '*'

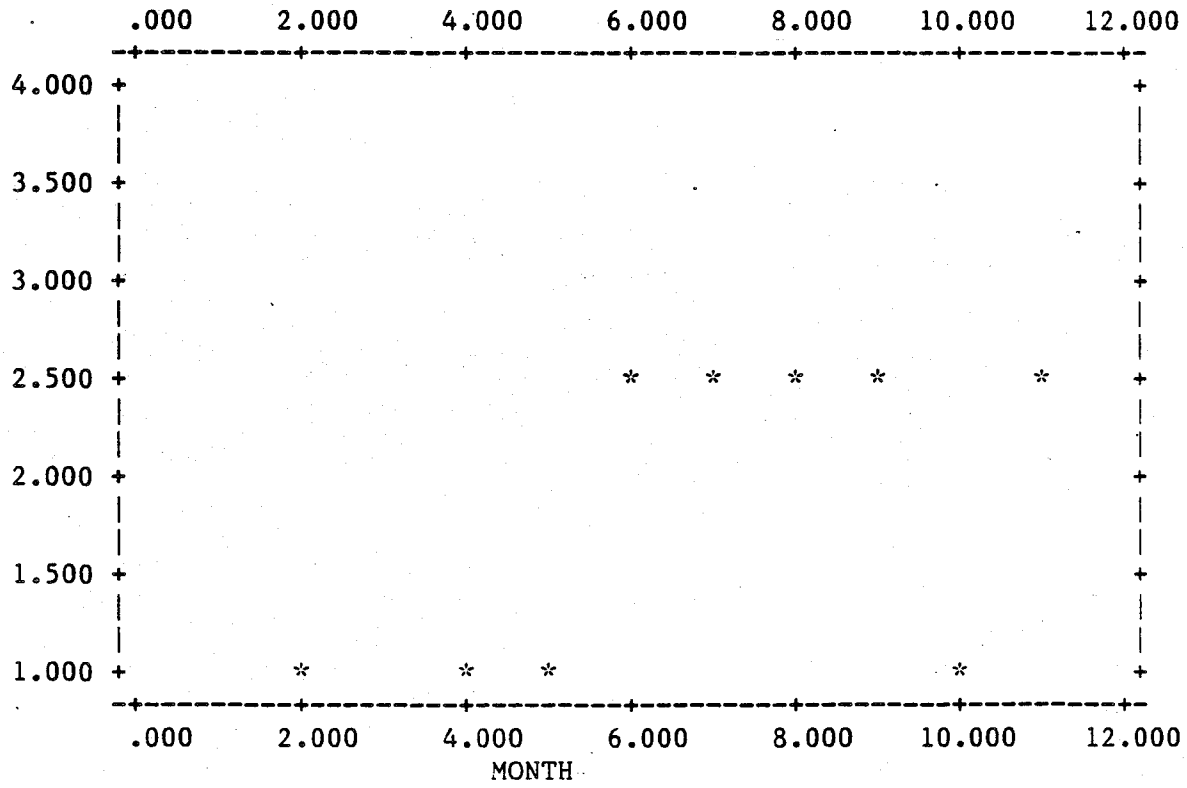

BUTYBENP

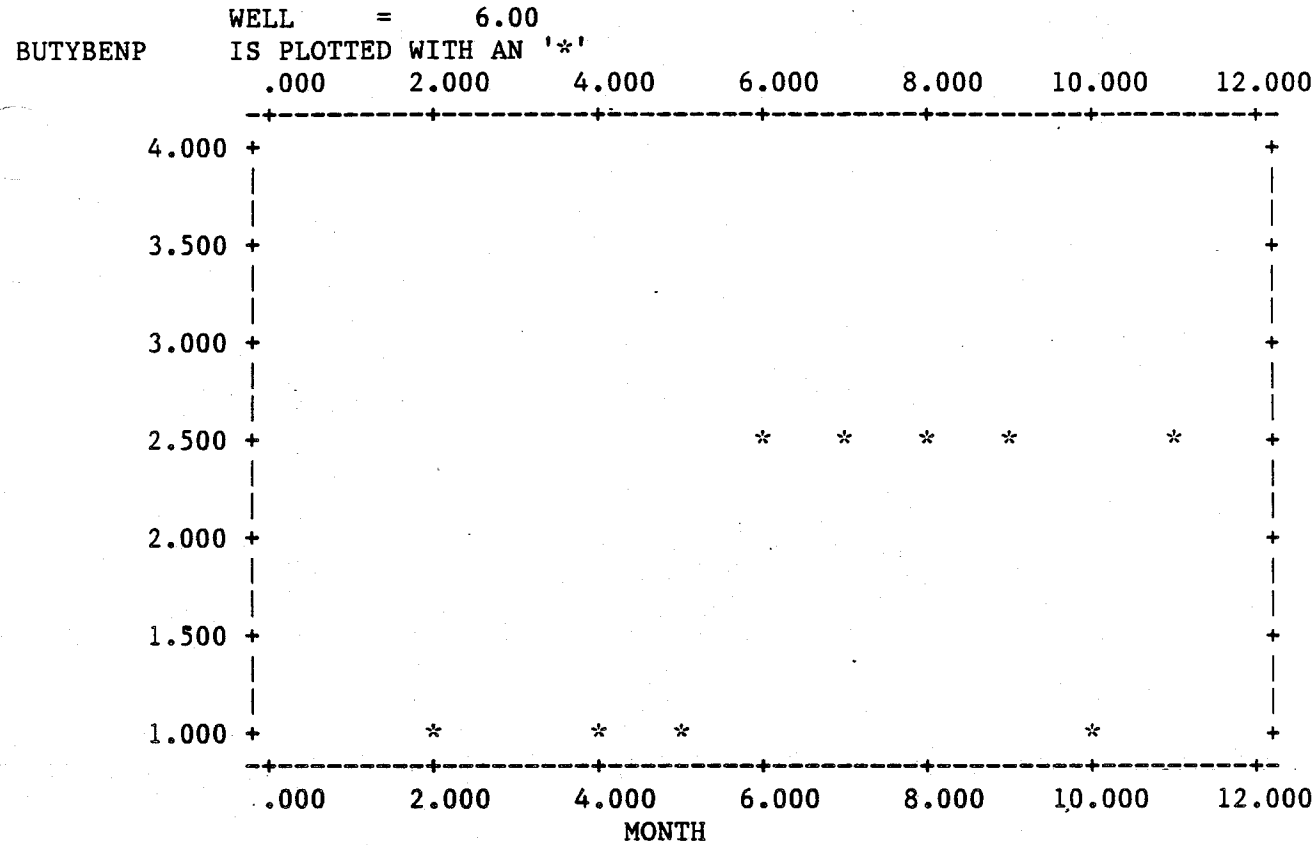

DINOCTLP

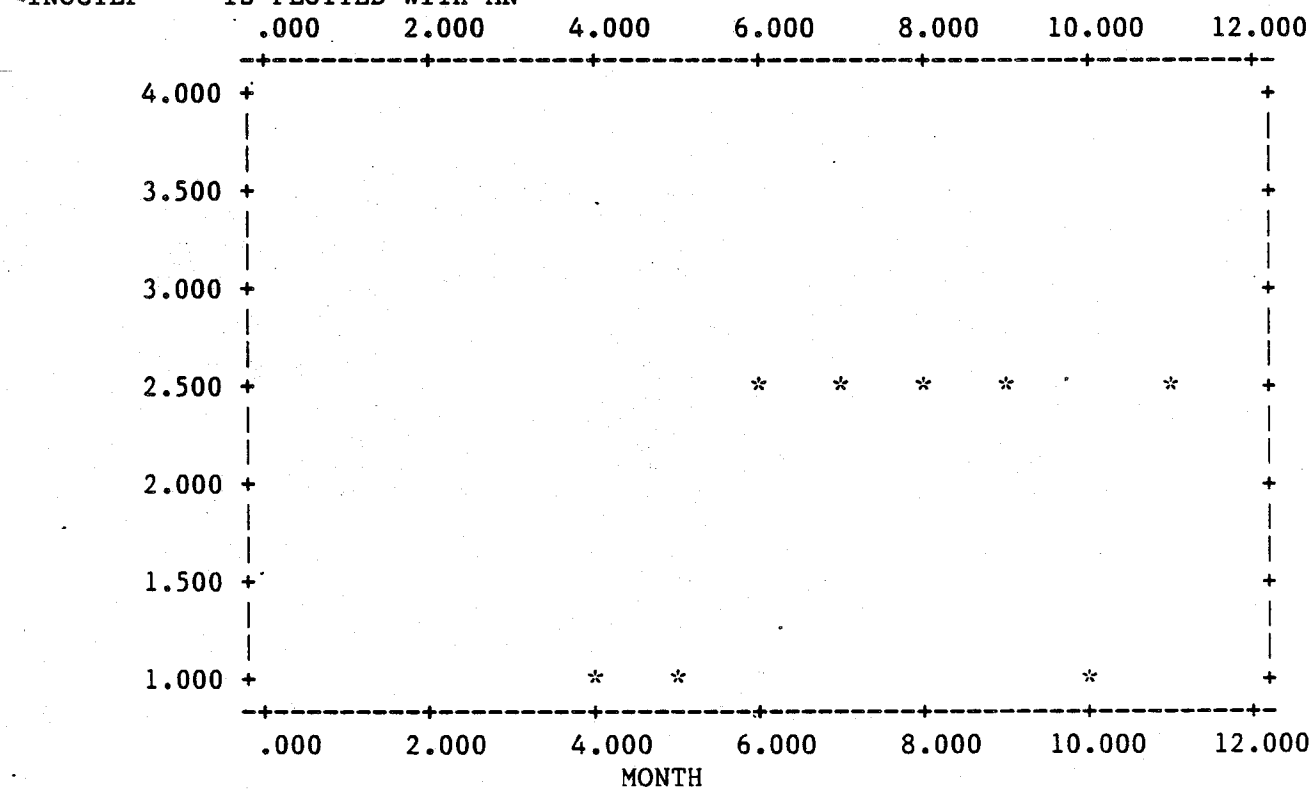

```
                WELL      =      2.00
DINOCTLP        IS PLOTTED WITH AN '*'
                 .000      2.000      4.000      6.000      8.000     10.000     12.000
               -+---------+---------+---------+---------+---------+---------+-
          4.000 +                                                             +
                |                                                             |
                |                                                             |
          3.500 +                                                             +
                |                                                             |
                |                                                             |
          3.000 +                                                             +
                |                                                             |
                |                                                             |
          2.500 +                            *    *    *    *         *       +
                |                                                             |
                |                                                             |
          2.000 +                                                             +
                |                                                             |
                |                                                             |
          1.500 +                                                             +
                |                                                             |
                |                                                             |
          1.000 +                       *    *                        *       +
               -+---------+---------+---------+---------+---------+---------+-
                 .000      2.000      4.000      6.000      8.000     10.000     12.000
                                         MONTH
```

```
                WELL      =      3.00
DINOCTLP        IS PLOTTED WITH AN '*'
                 .000      2.000      4.000      6.000      8.000     10.000     12.000
               -+---------+---------+---------+---------+---------+---------+-
          4.000 +                                                             +
                |                                                             |
                |                                                             |
          3.500 +                                                             +
                |                                                             |
                |                                                             |
          3.000 +                                                             +
                |                                                             |
                |                                                             |
          2.500 +                            *    *    *    *         *       +
                |                                                             |
                |                                                             |
          2.000 +                                                             +
                |                                                             |
                |                                                             |
          1.500 +                                                             +
                |                                                             |
                |                                                             |
          1.000 +          *         *    *                        *       +
               -+---------+---------+---------+---------+---------+---------+-
                 .000      2.000      4.000      6.000      8.000     10.000     12.000
                                         MONTH
```

DINOCTLP

WELL = 4.00
IS PLOTTED WITH AN '*'

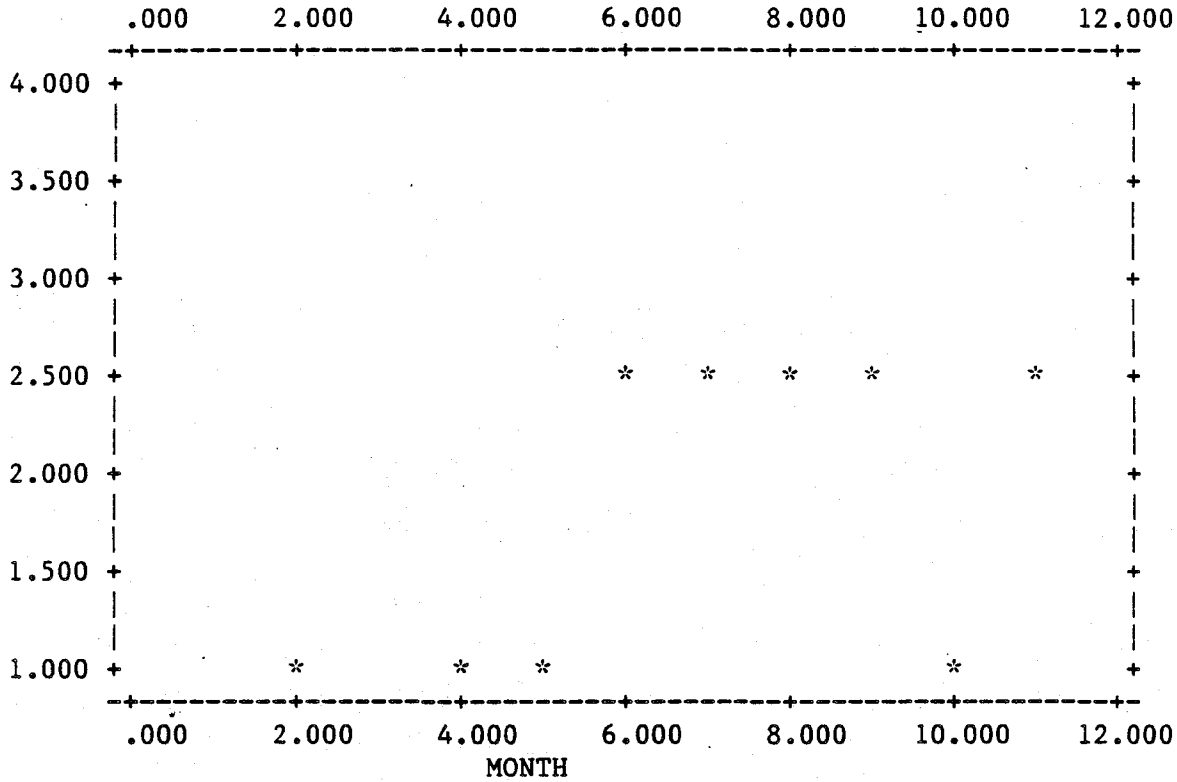

DINOCTLP

WELL = 5.00
IS PLOTTED WITH AN '*'

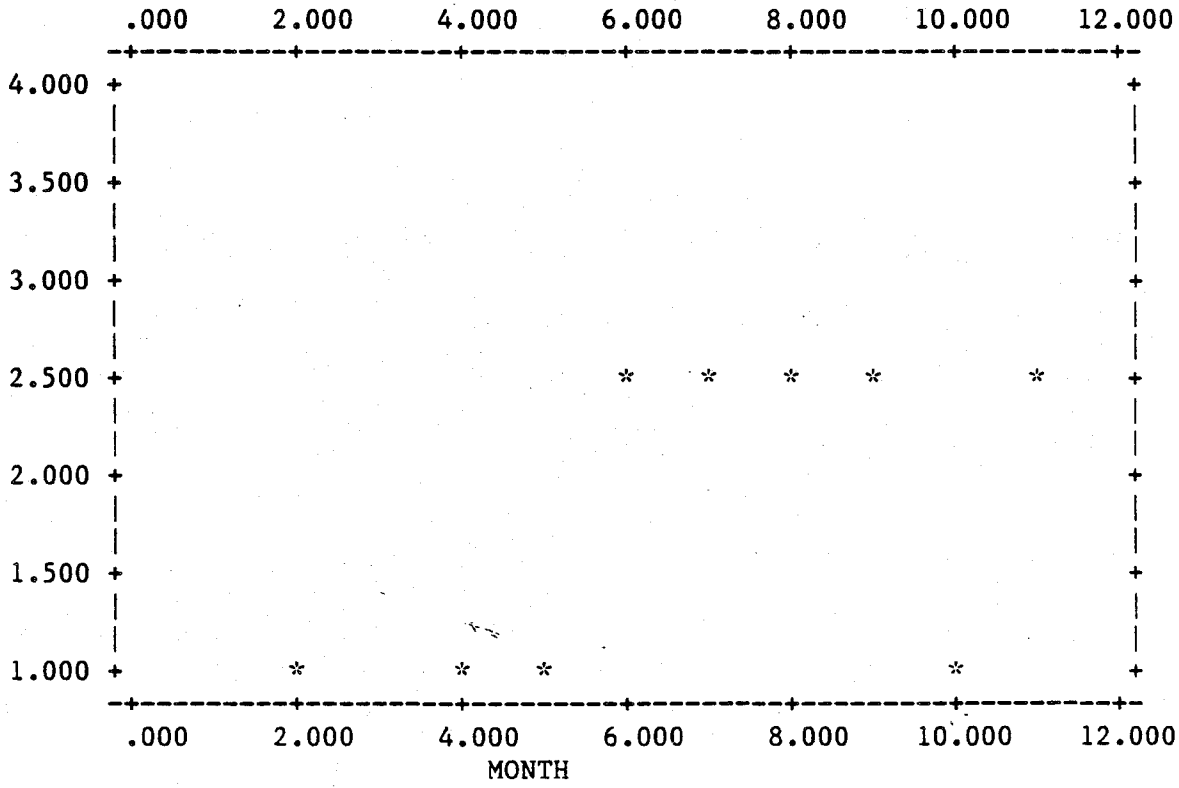

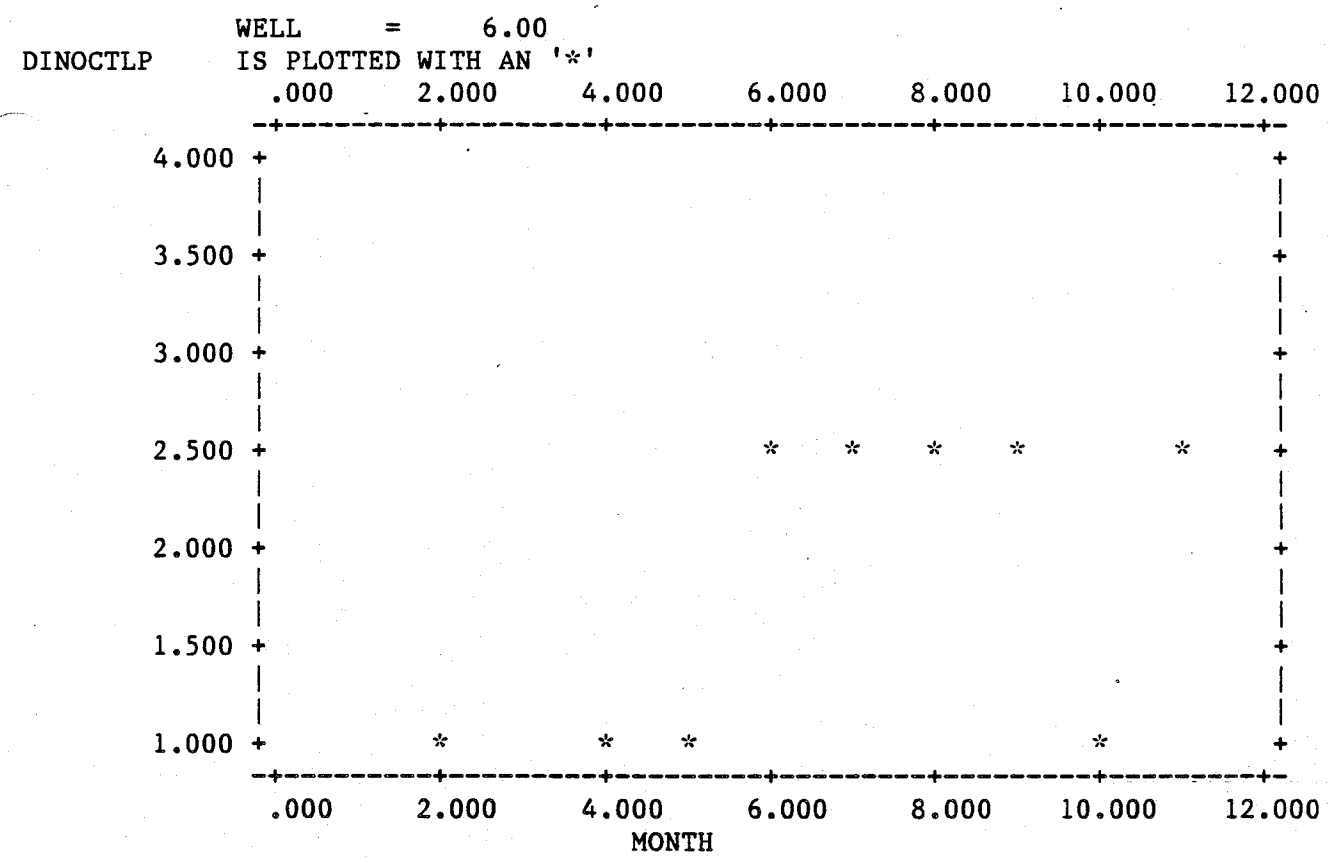
WELL = 6.00
DINOCTLP
IS PLOTTED WITH AN '*'
.000 2.000 4.000 6.000 8.000 10.000 12.000
4.000
3.500
3.000
2.500
2.000
1.500
1.000
MONTH

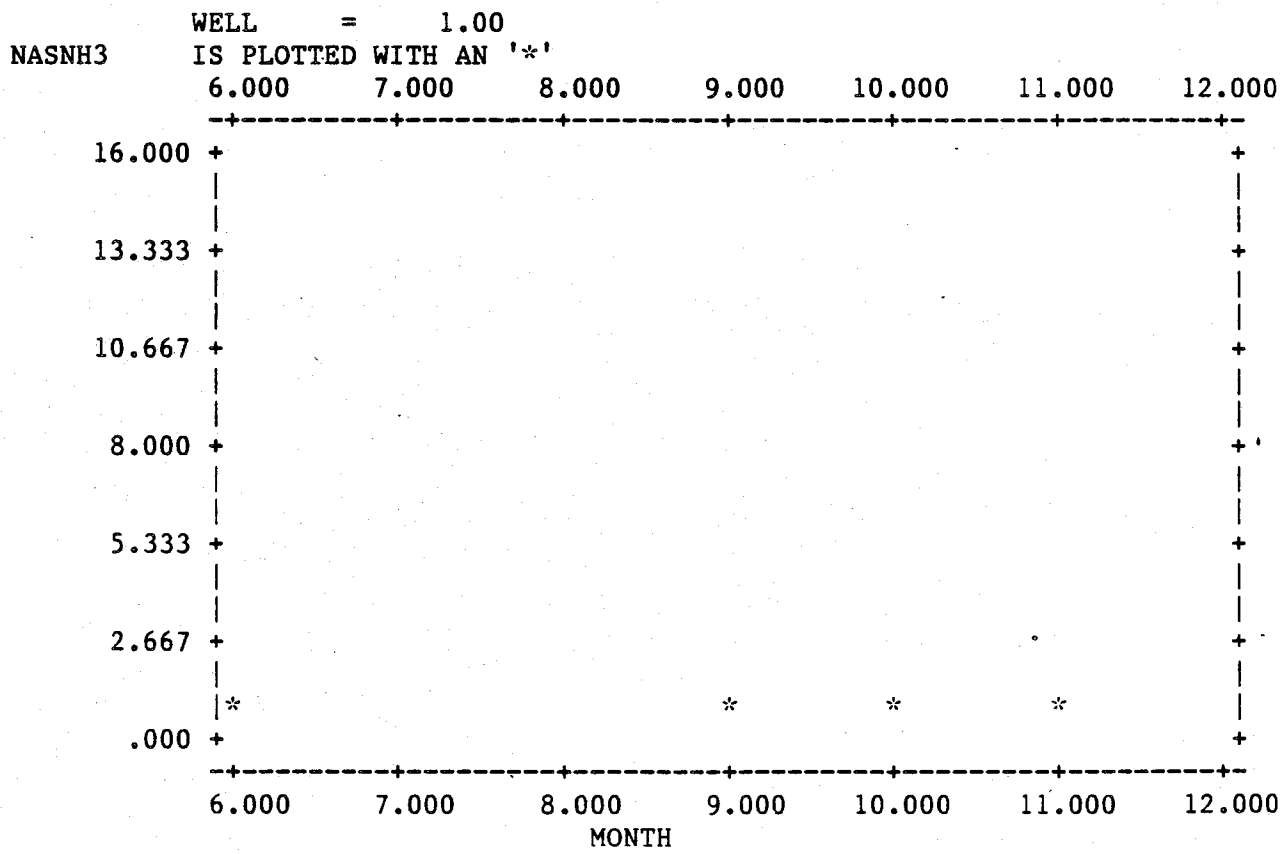
WELL = 1.00
NASNH3
IS PLOTTED WITH AN '*'
6.000 7.000 8.000 9.000 10.000 11.000 12.000
16.000
13.333
10.667
8.000
5.333
2.667
.000
MONTH

```
            WELL      =      2.00
NASNH3      IS PLOTTED WITH AN '*'
             6.000     7.000     8.000     9.000    10.000    11.000    12.000
            -+---------+---------+---------+---------+---------+---------+-
       16.000 +                                                           +
              |                                                           |
              |                                                           |
       13.333 +                                                           +
              |                                                           |
              |                                                           |
       10.667 +                                                           +
              |                                                           |
              |                                                           |
        8.000 +                                                           +
              |                                                           |
              |                                                           |
        5.333 +                                                           +
              |                                                           |
              |                                                           |
        2.667 +                                                           +
              |                                                           |
              |*                  *         *         *         *         |
         .000 +                                                           +
            -+---------+---------+---------+---------+---------+---------+-
             6.000     7.000     8.000     9.000    10.000    11.000    12.000
                                       MONTH
```

```
            WELL      =      3.00
NASNH3      IS PLOTTED WITH AN '*'
             6.000     7.000     8.000     9.000    10.000    11.000    12.000
            -+---------+---------+---------+---------+---------+---------+-
       16.000 +                                                           +
              |                                                           |
              |                                                           |
       13.333 +                                                           +
              |                                                           |
              |                                                           |
       10.667 +                                                           +
              |                                                           |
              |                                                           |
        8.000 +                                                           +
              |                                                           |
              |                                                           |
        5.333 +                   *                   *                   +
              |*                            *                   *         |
              |                                                           |
        2.667 +                                                           +
              |                                                           |
              |                                                           |
         .000 +                                                           +
            -+---------+---------+---------+---------+---------+---------+-
             6.000     7.000     8.000     9.000    10.000    11.000    12.000
                                       MONTH
```

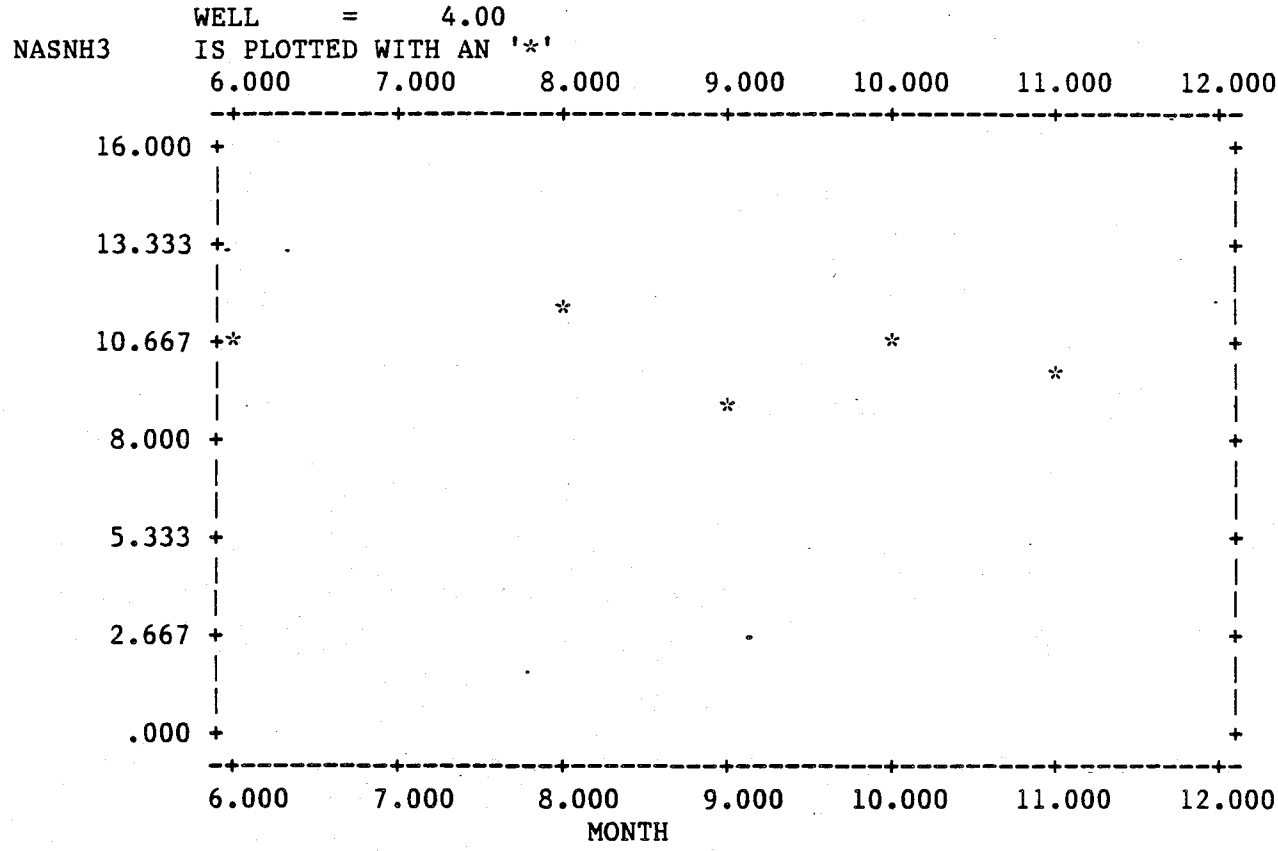
WELL = 4.00
NASNH3
IS PLOTTED WITH AN '*'
6.000 7.000 8.000 9.000 10.000 11.000 12.000
16.000
13.333
10.667
8.000
5.333
2.667
.000
MONTH

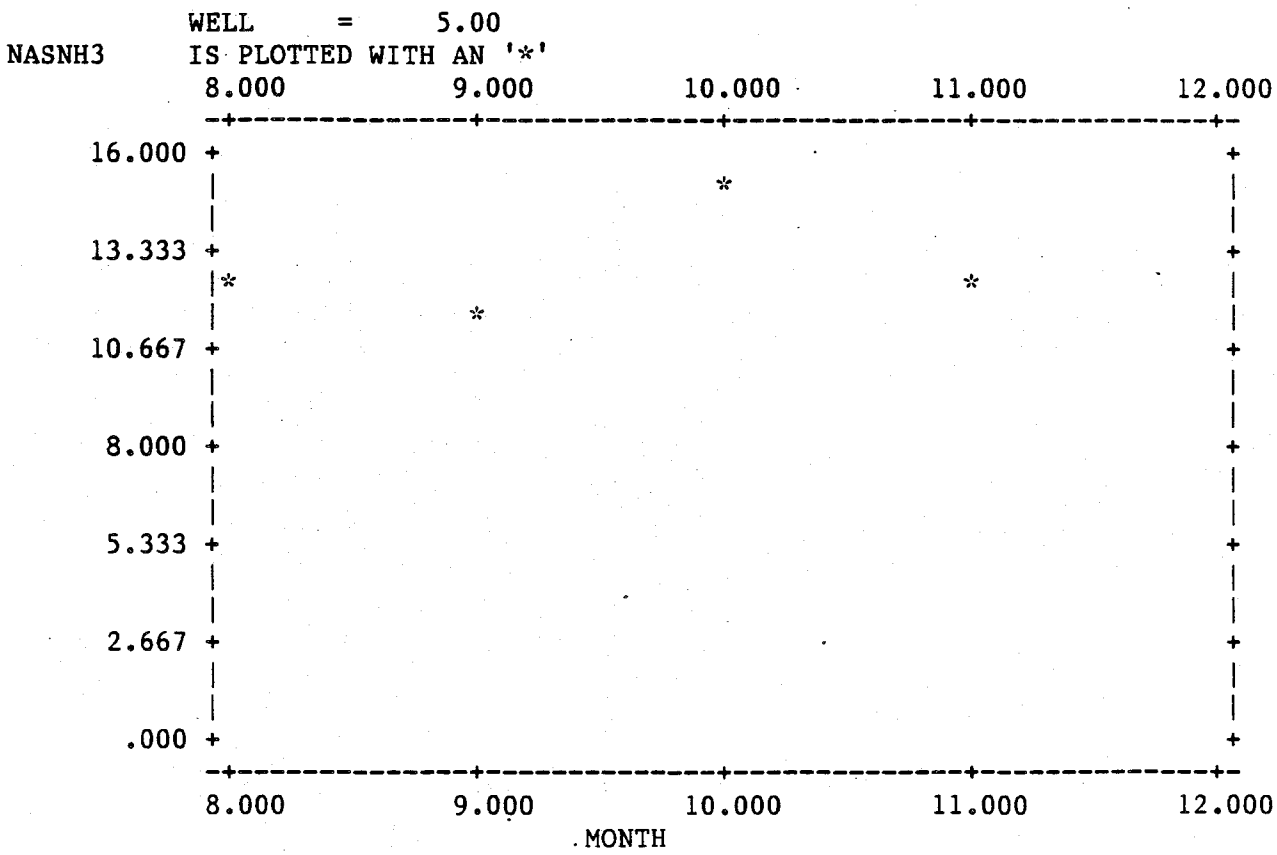
WELL = 5.00
NASNH3
IS PLOTTED WITH AN '*'
8.000 9.000 10.000 11.000 12.000
16.000
13.333
10.667
8.000
5.333
2.667
.000
MONTH

NASNH3

WELL = 6.00
IS PLOTTED WITH AN '*'

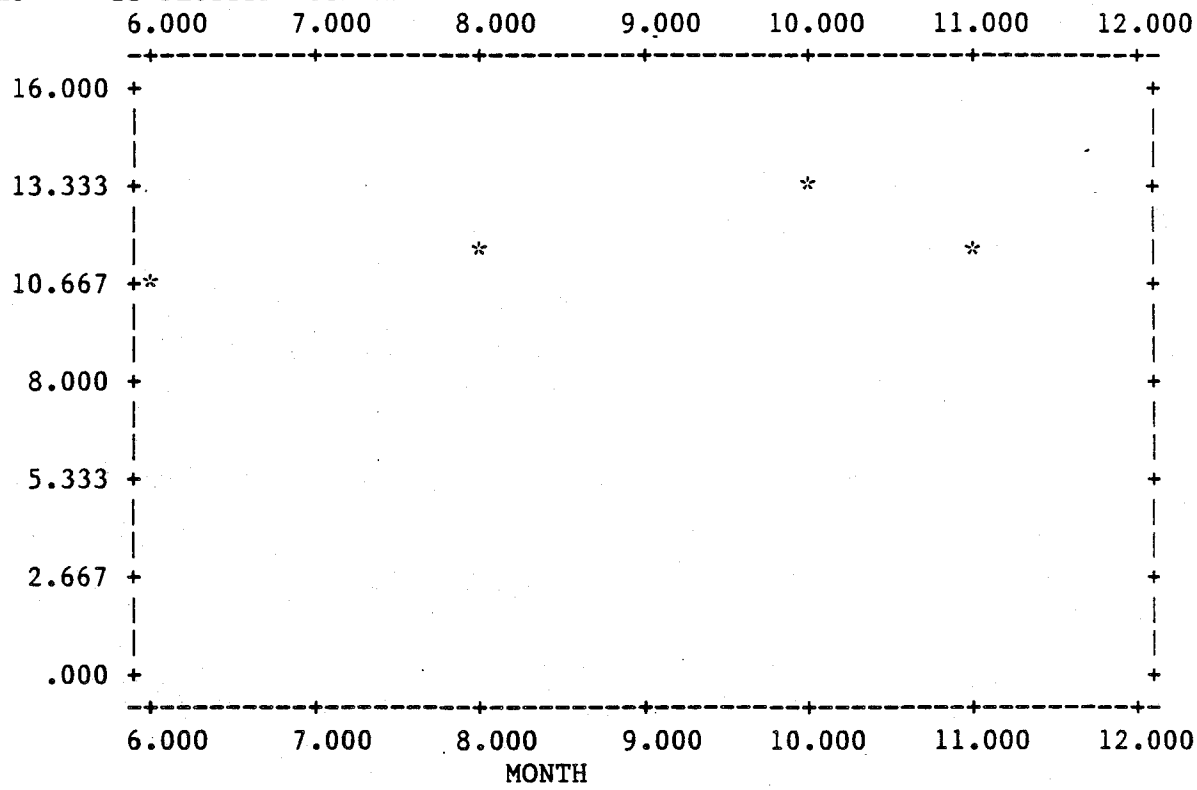

ARSENIC

WELL = 1.00
IS PLOTTED WITH AN '*'

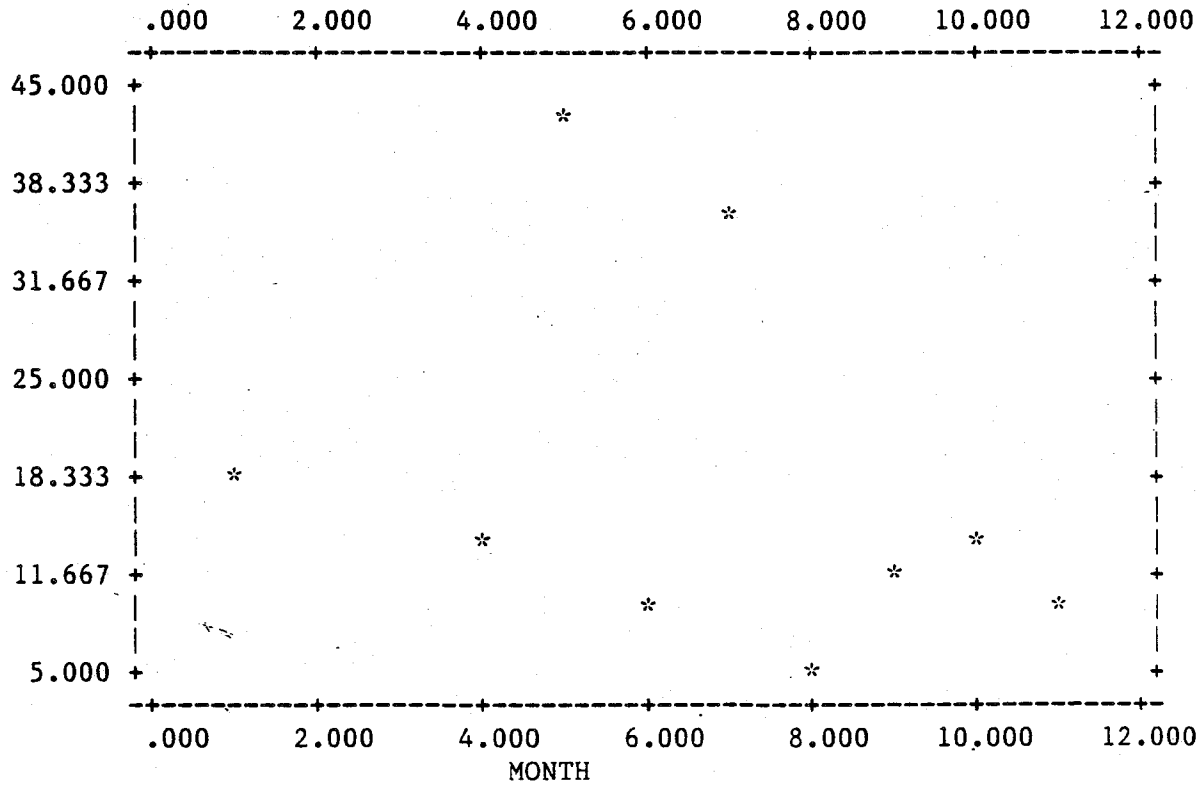

WELL = 2.00

ARSENIC IS PLOTTED WITH AN '*'

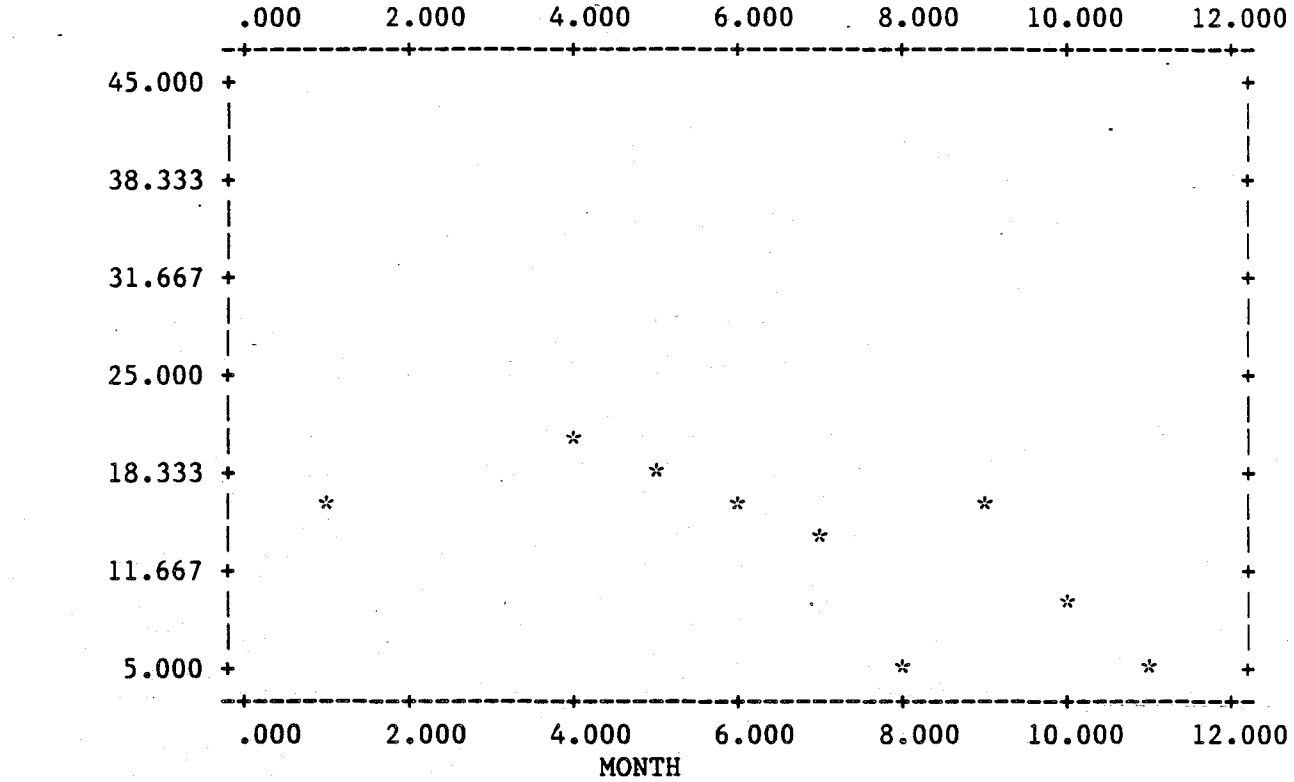

WELL = 3.00

ARSENIC IS PLOTTED WITH AN '*'

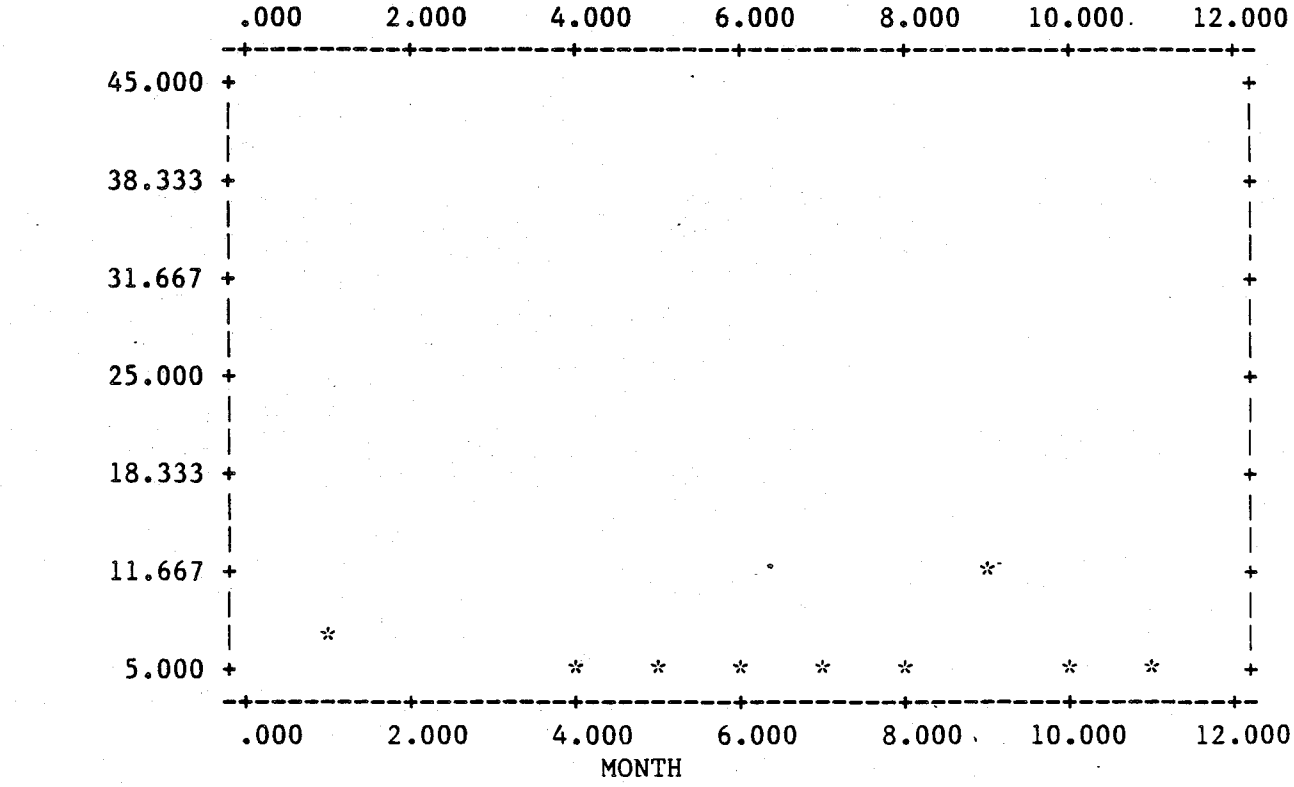

WELL = 4.00

ARSENIC IS PLOTTED WITH AN '*'

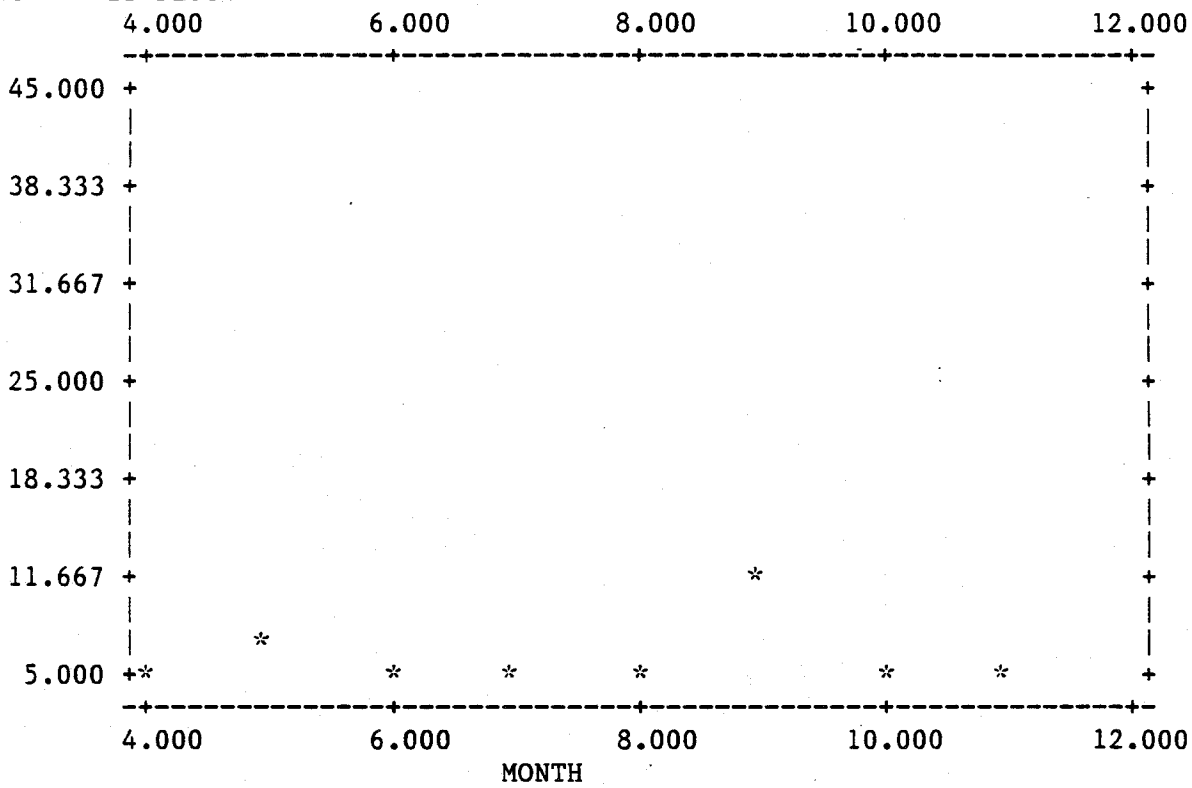

WELL = 5.00

ARSENIC IS PLOTTED WITH AN '*'

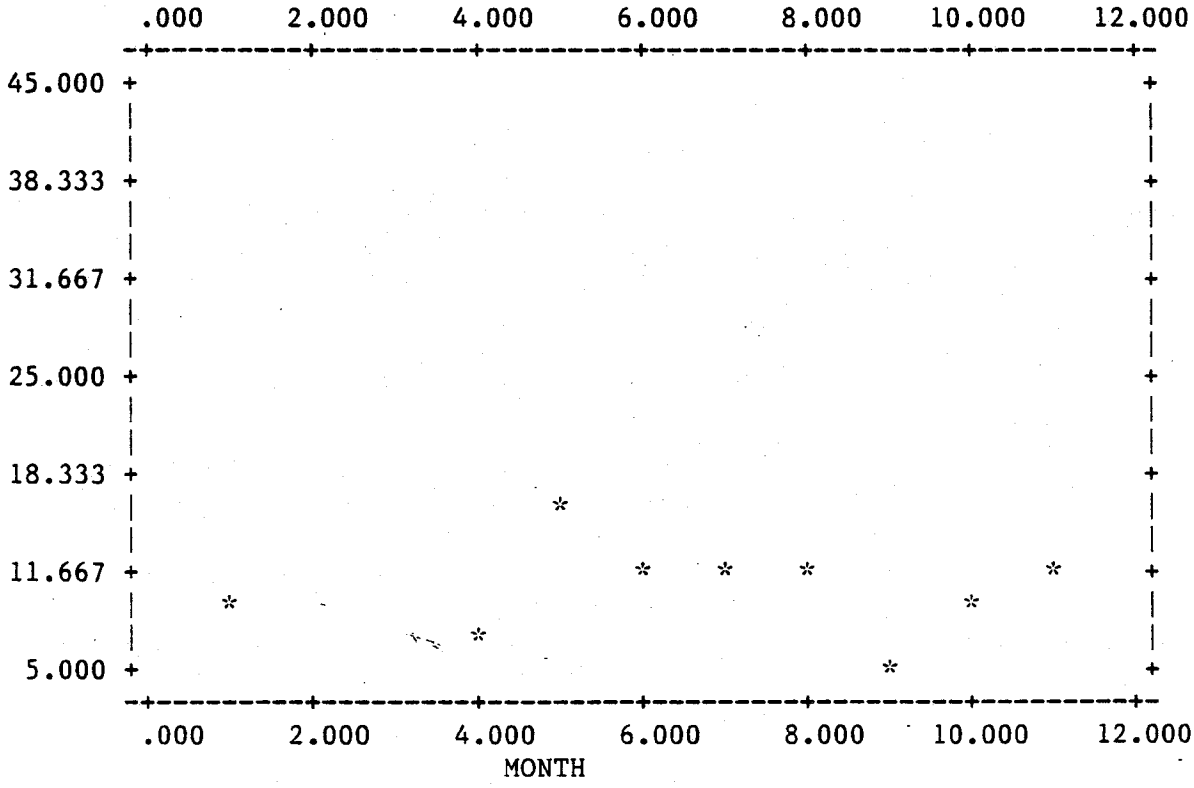

ARSENIC

WELL = 6.00
IS PLOTTED WITH AN '*'

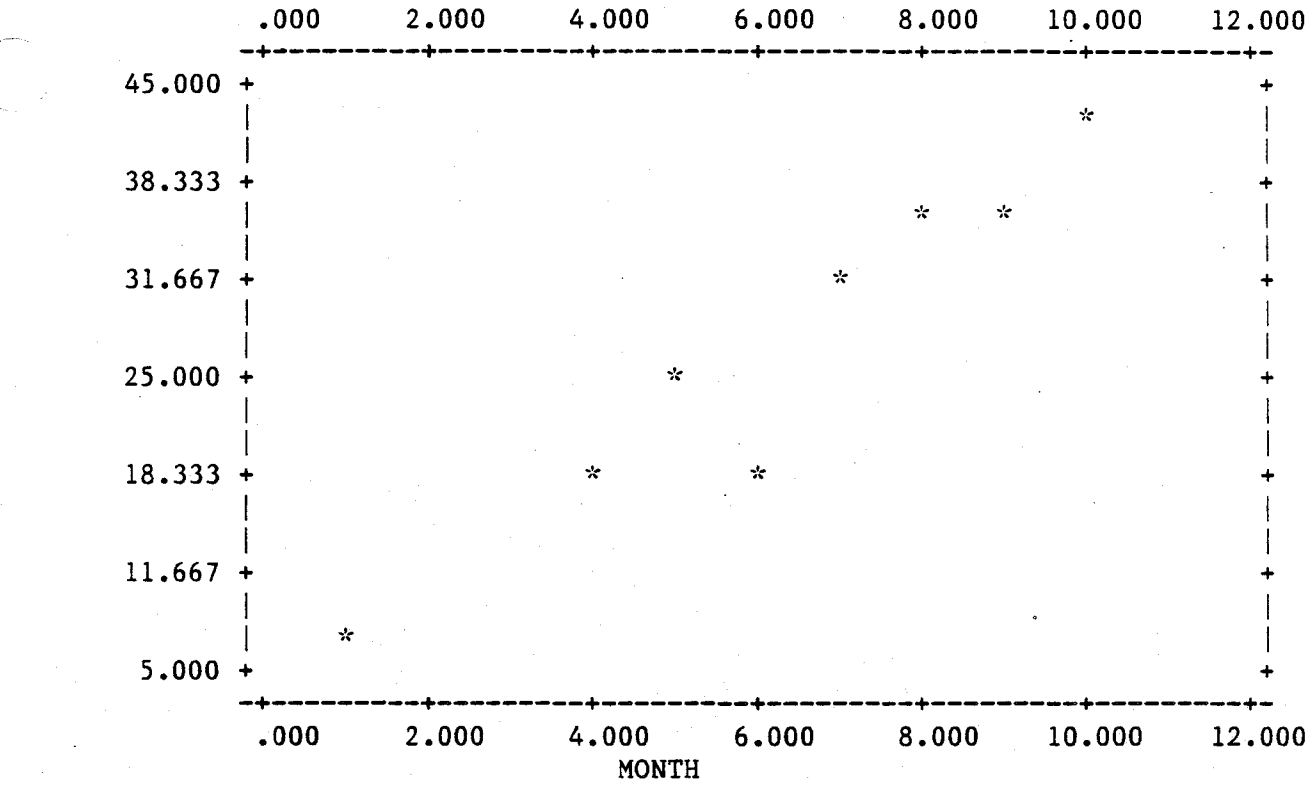

BARIUM

WELL = 1.00
IS PLOTTED WITH AN '*'

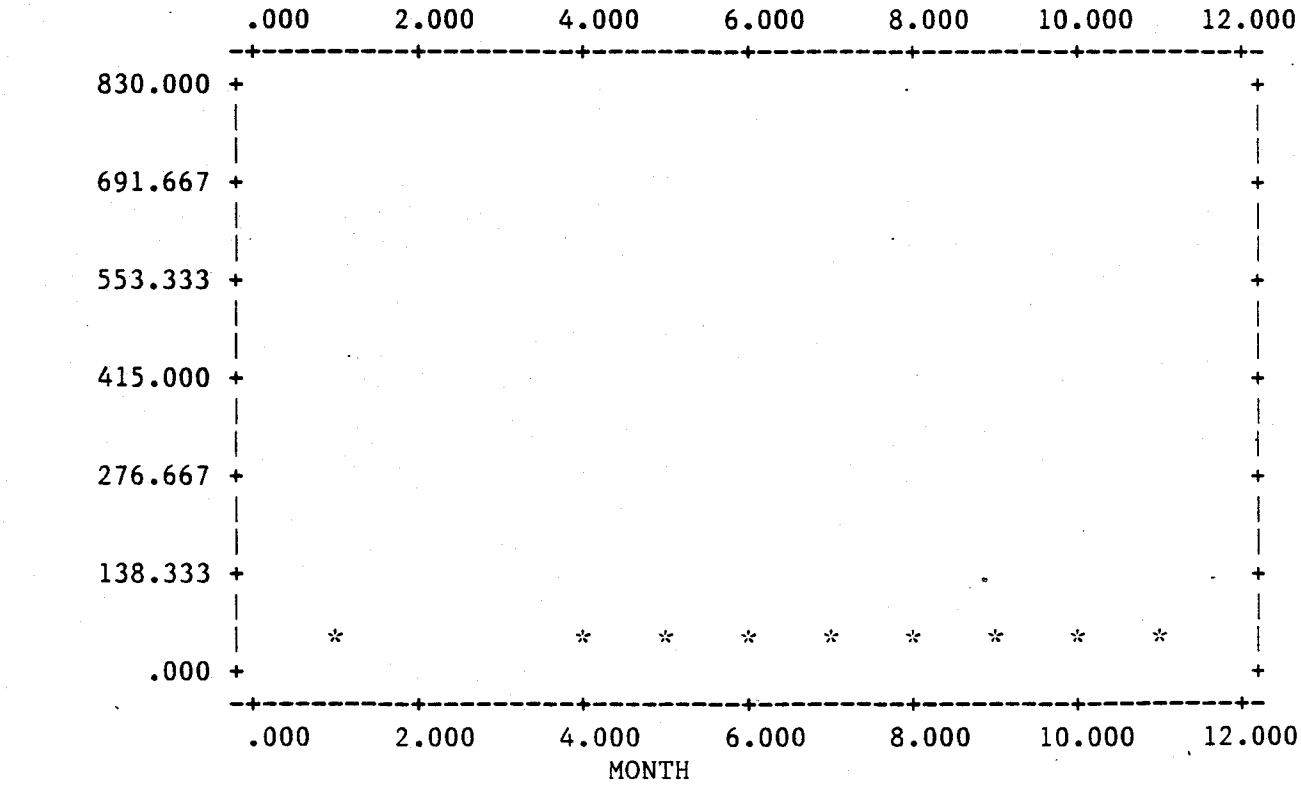

WELL = 2.00
BARIUM IS PLOTTED WITH AN '*'

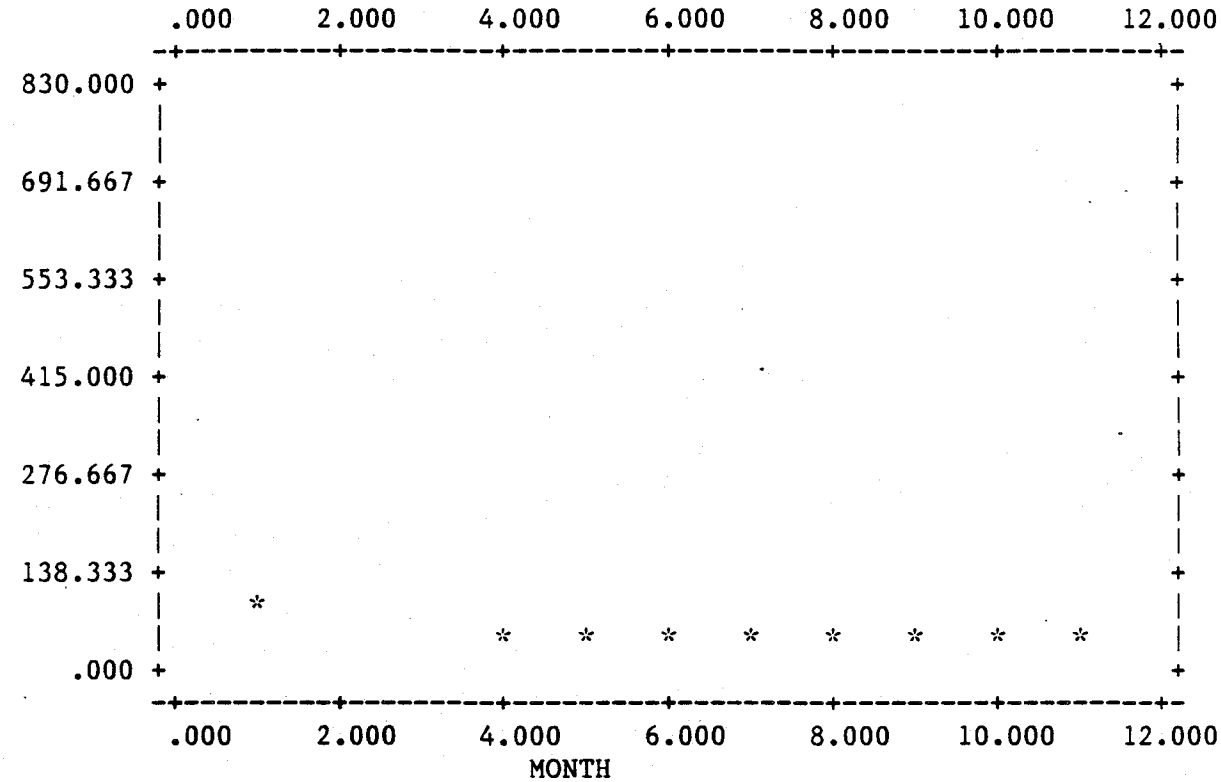

WELL = 3.00
BARIUM IS PLOTTED WITH AN '*'

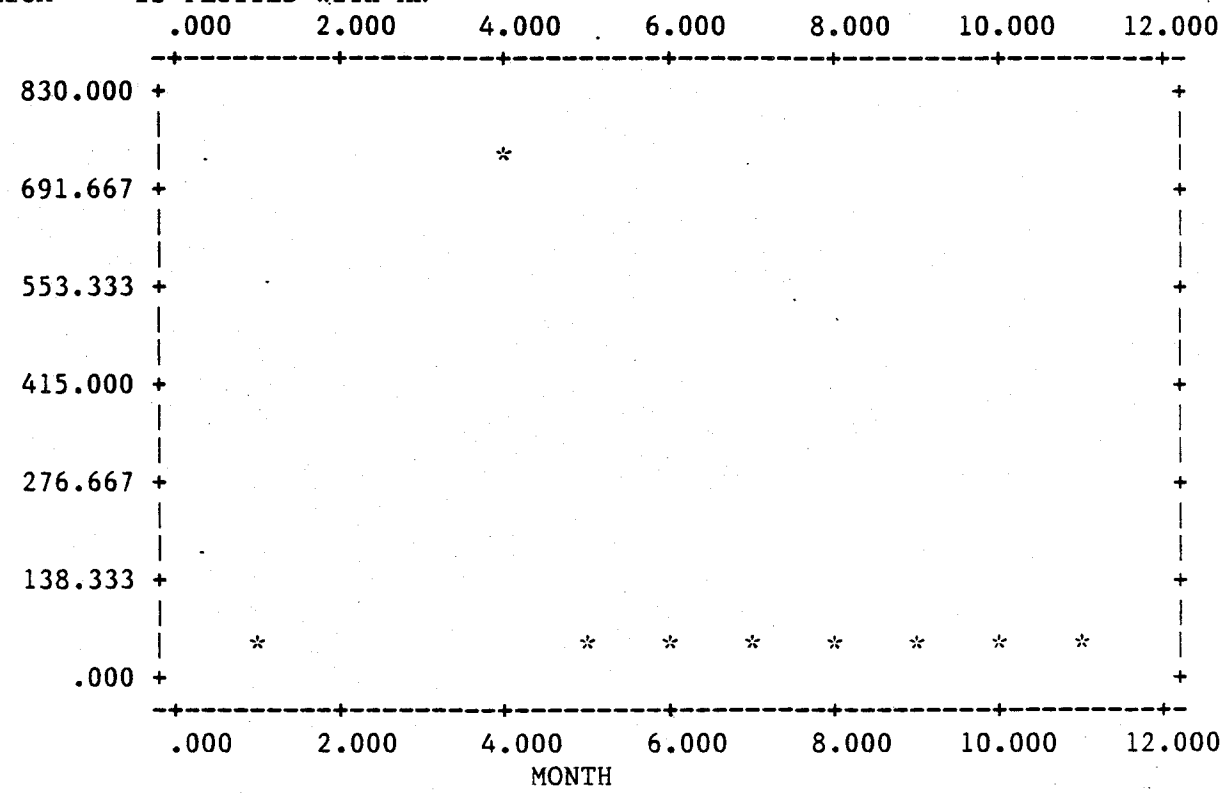

WELL = 4.00

BARIUM IS PLOTTED WITH AN '*'

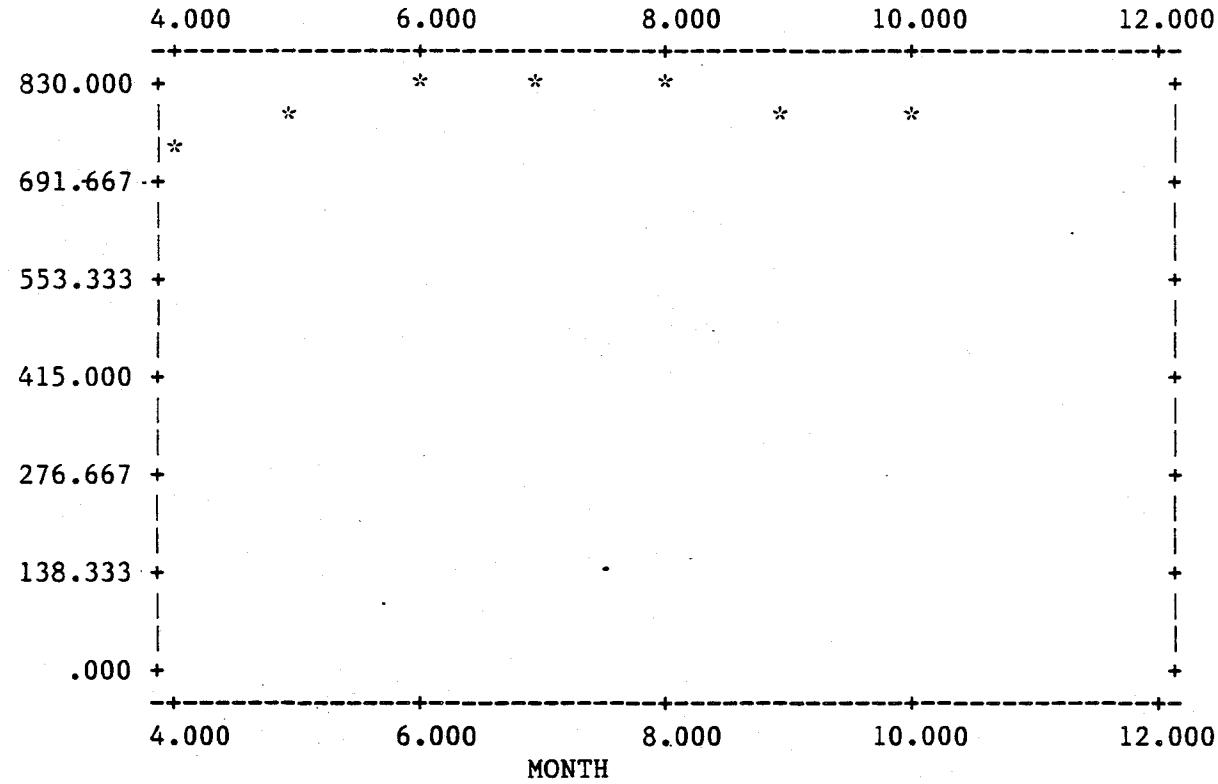

WELL = 5.00

BARIUM IS PLOTTED WITH AN '*'

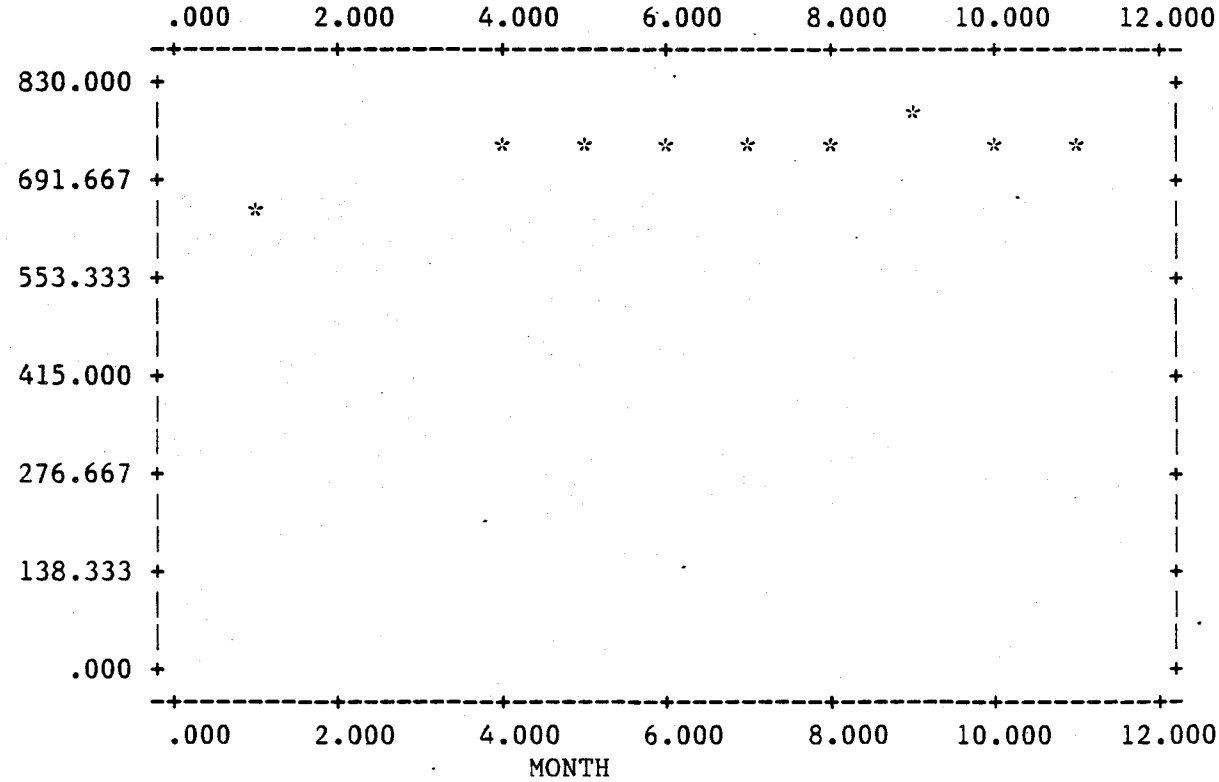

BARIUM

WELL = 6.00
IS PLOTTED WITH AN '*'

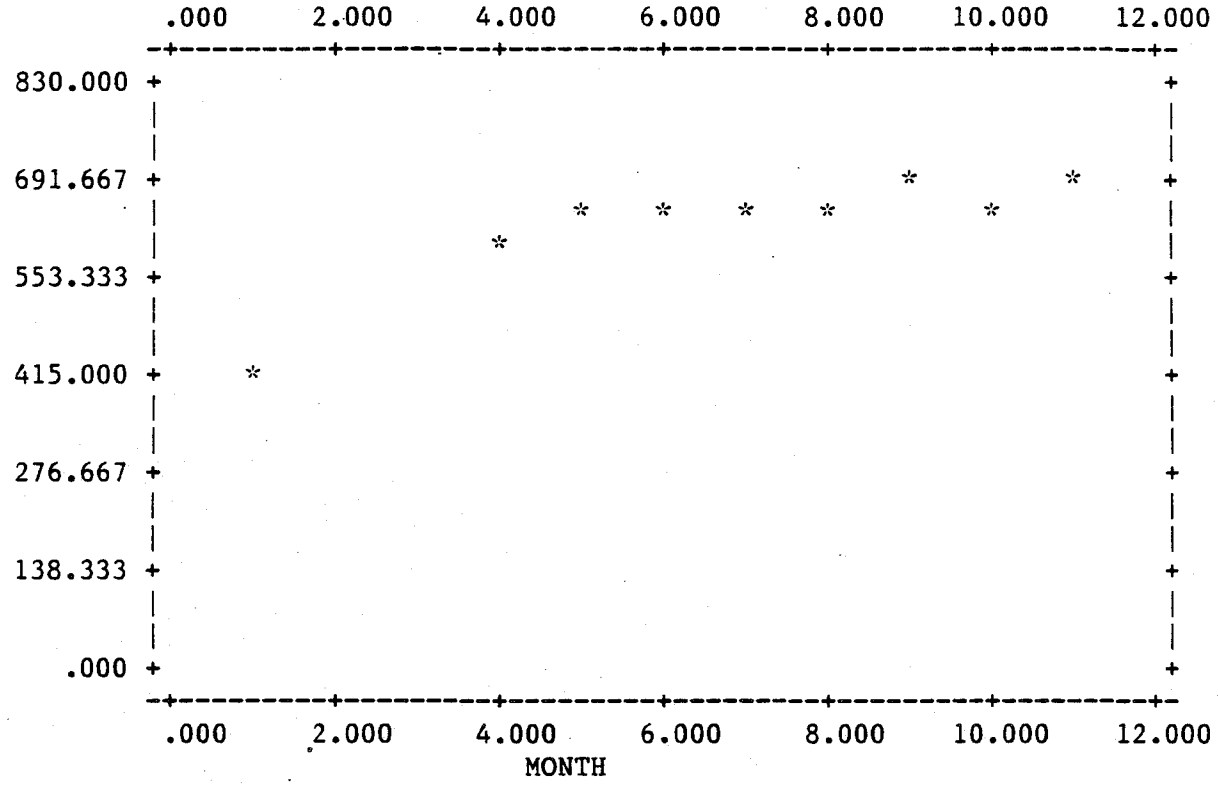

CADMIUM

WELL = 1.00
IS PLOTTED WITH AN '*'

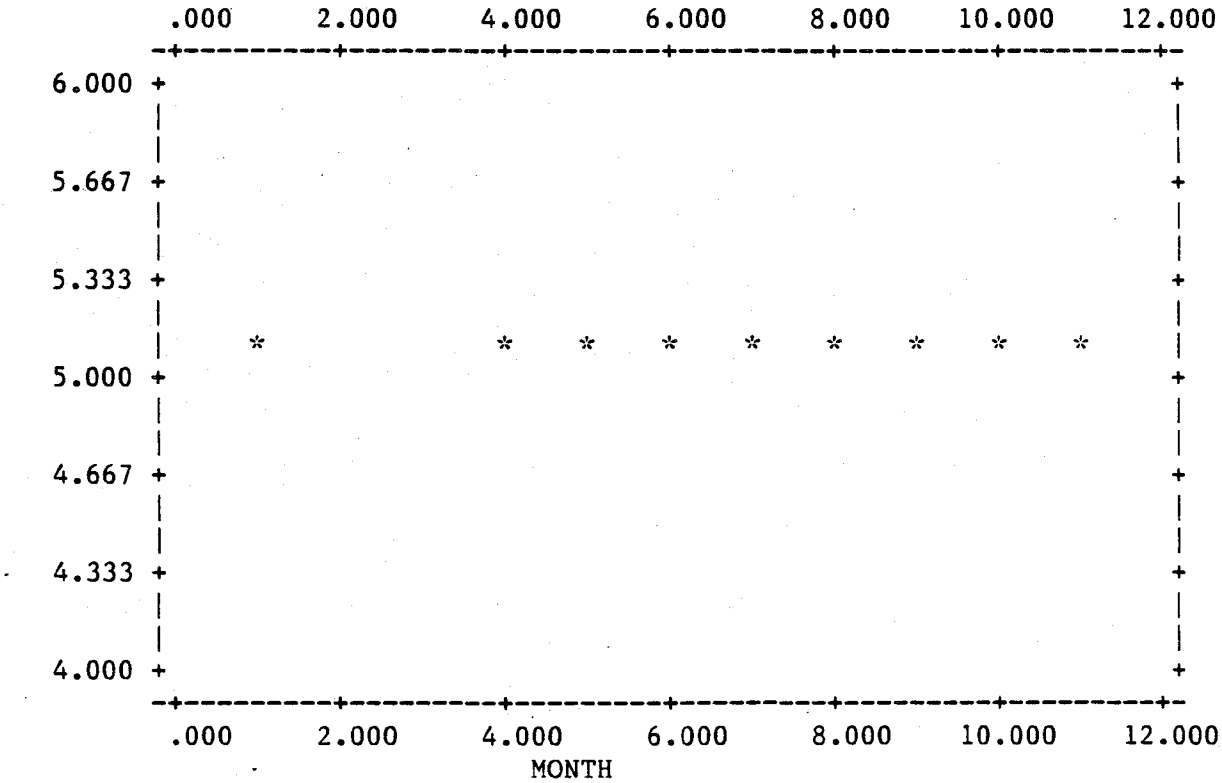

WELL = 2.00

CADMIUM IS PLOTTED WITH AN '*'

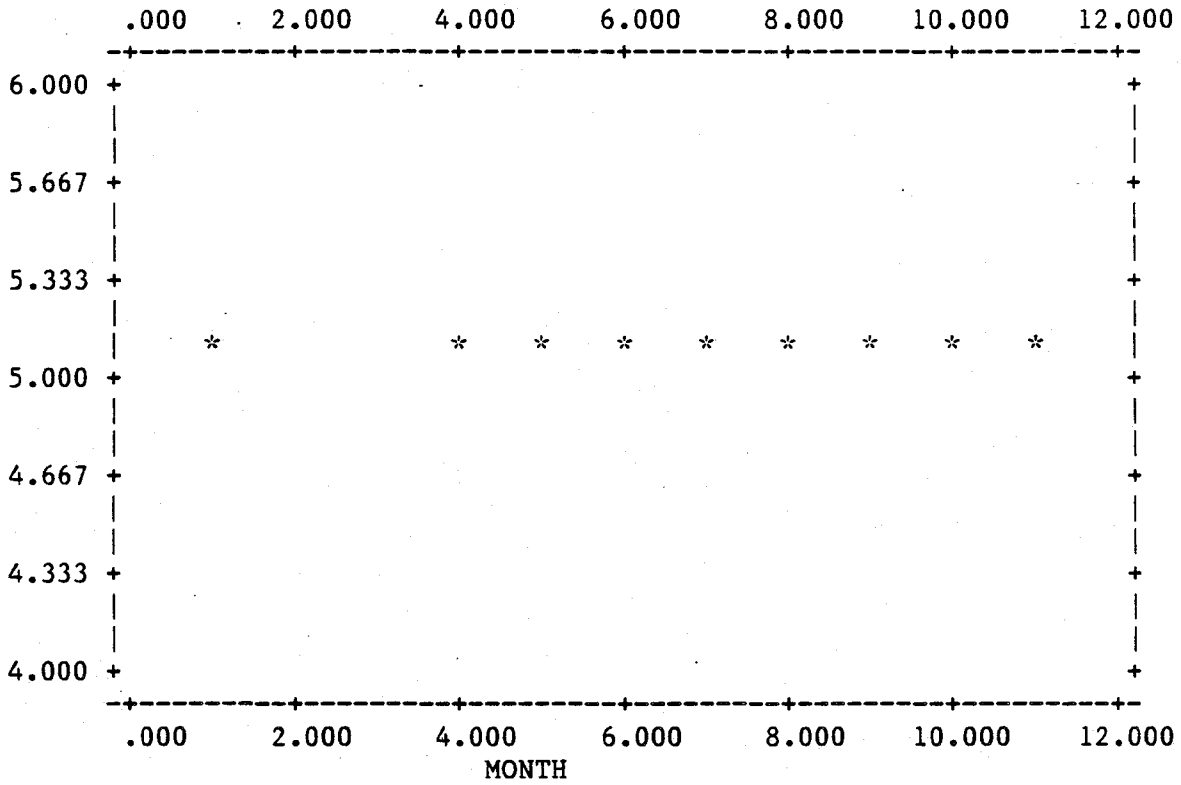

WELL = 3.00

CADMIUM IS PLOTTED WITH AN '*'

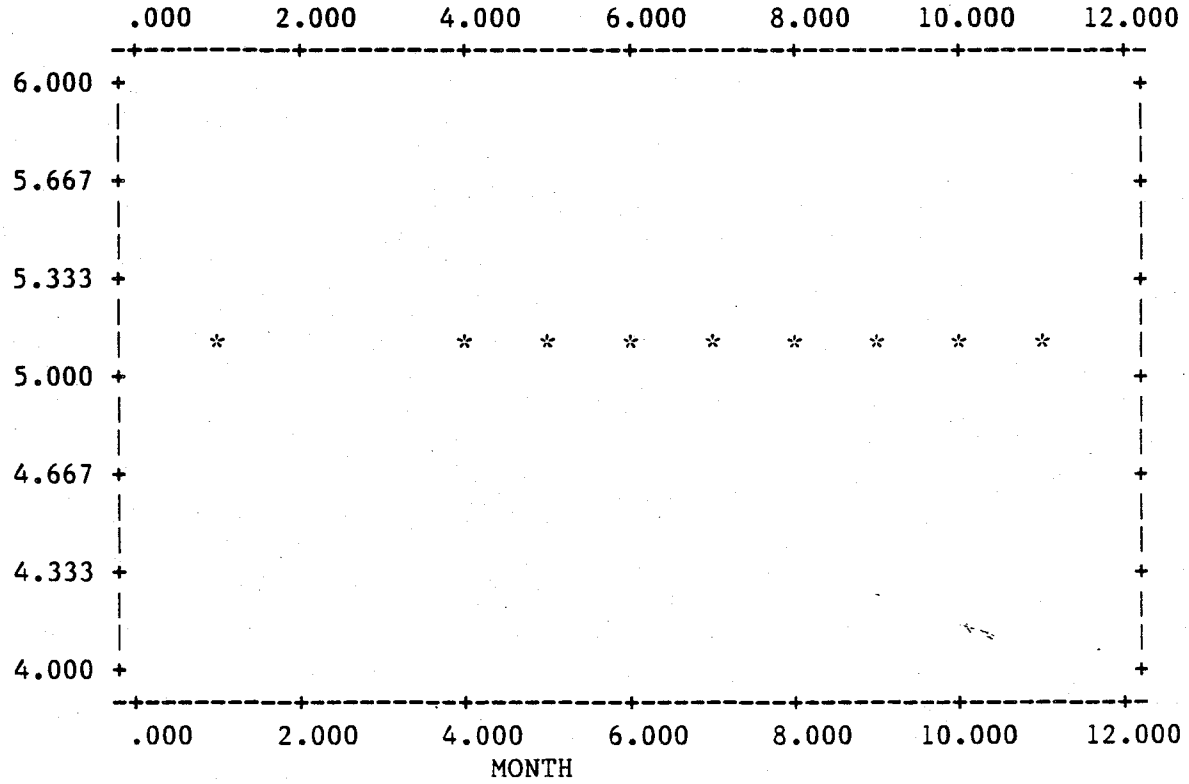

WELL = 4.00
CADMIUM IS PLOTTED WITH AN '*'

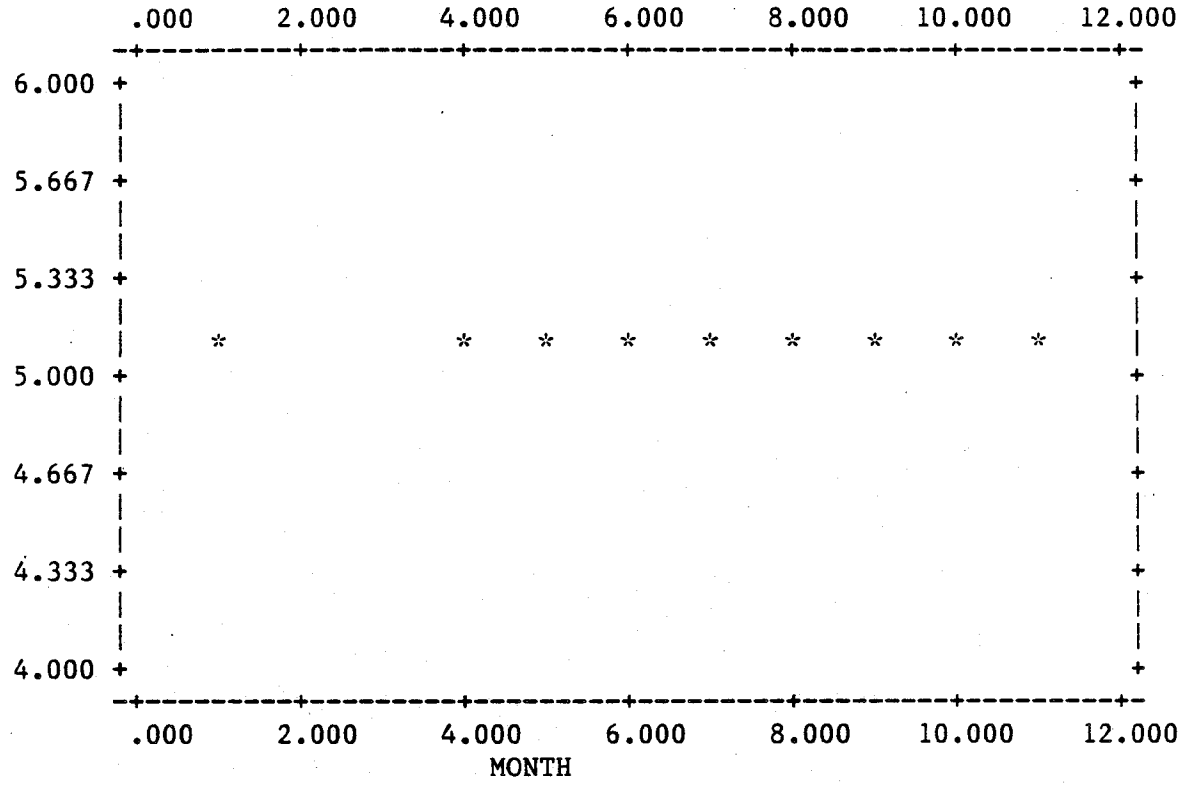

WELL = 5.00
CADMIUM IS PLOTTED WITH AN '*'

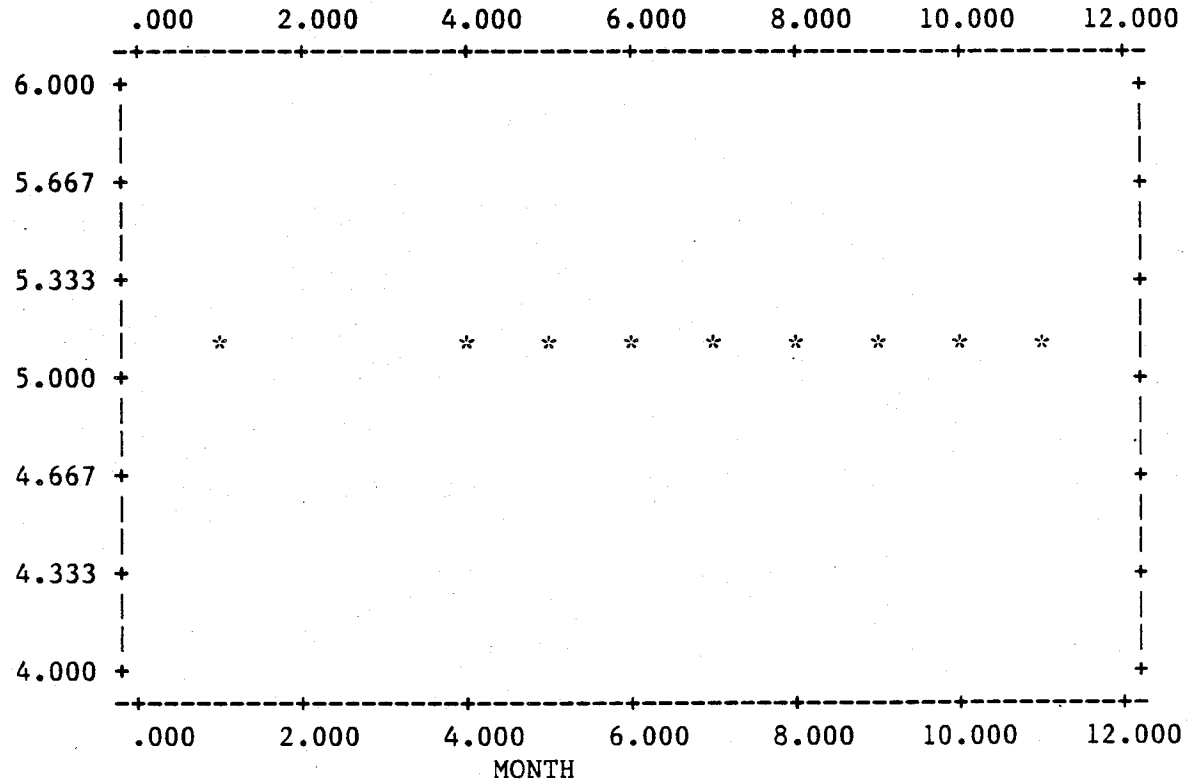

CADMIUM

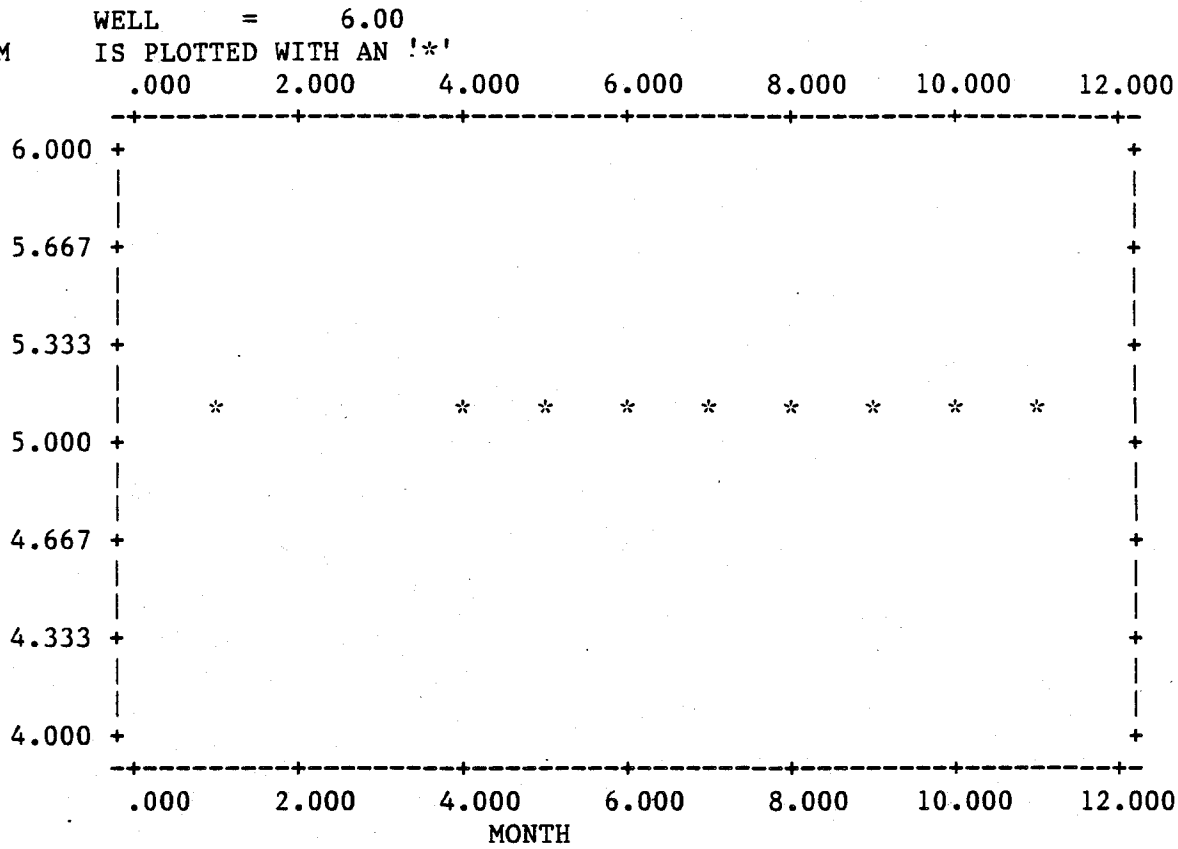

CALCIUM

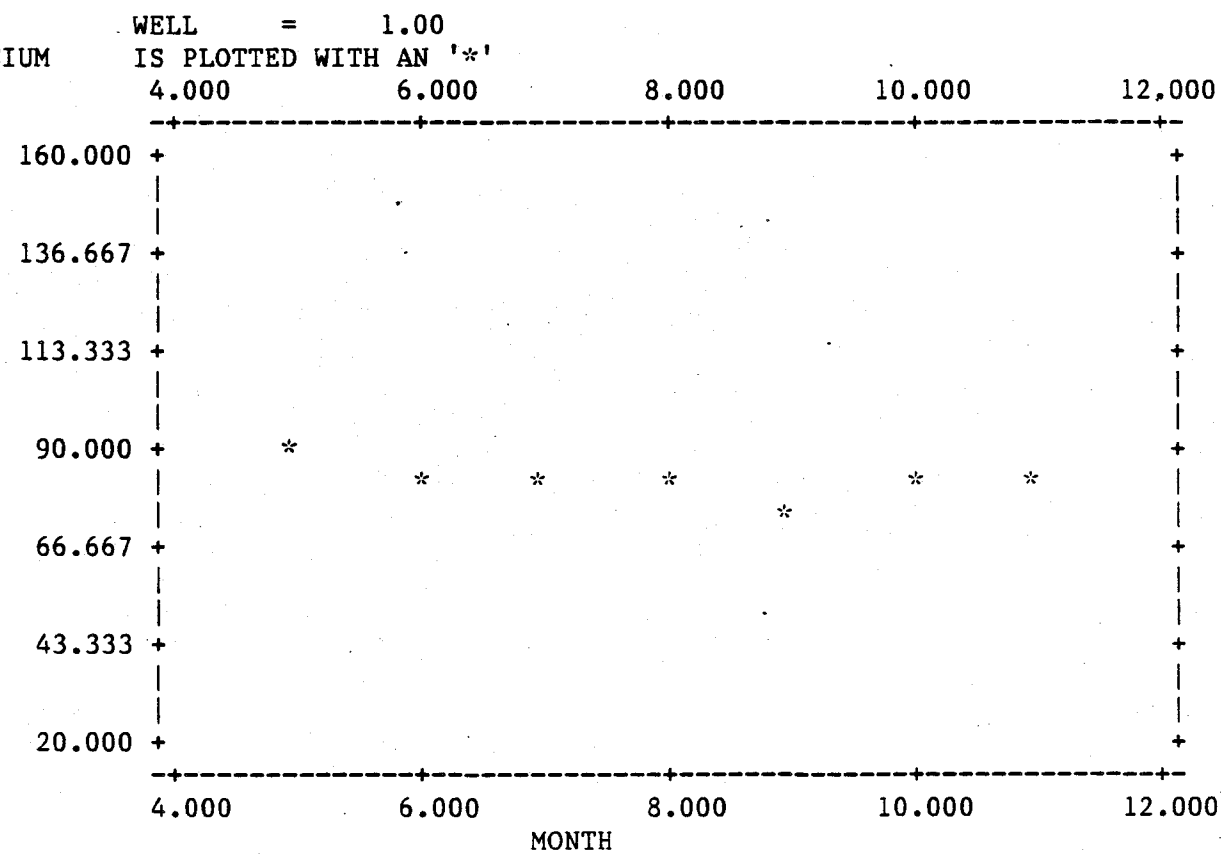

WELL = 2.00

CALCIUM IS PLOTTED WITH AN '*'

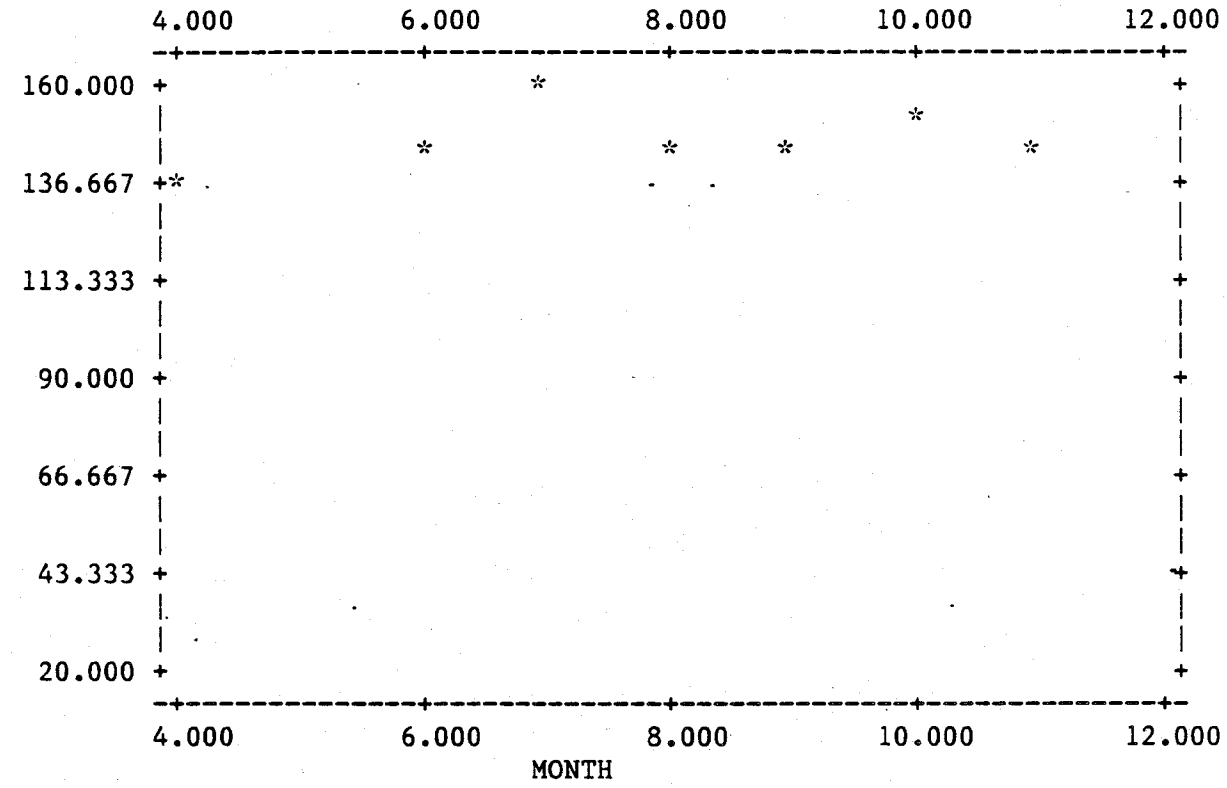

WELL = 3.00

CALCIUM IS PLOTTED WITH AN '*'

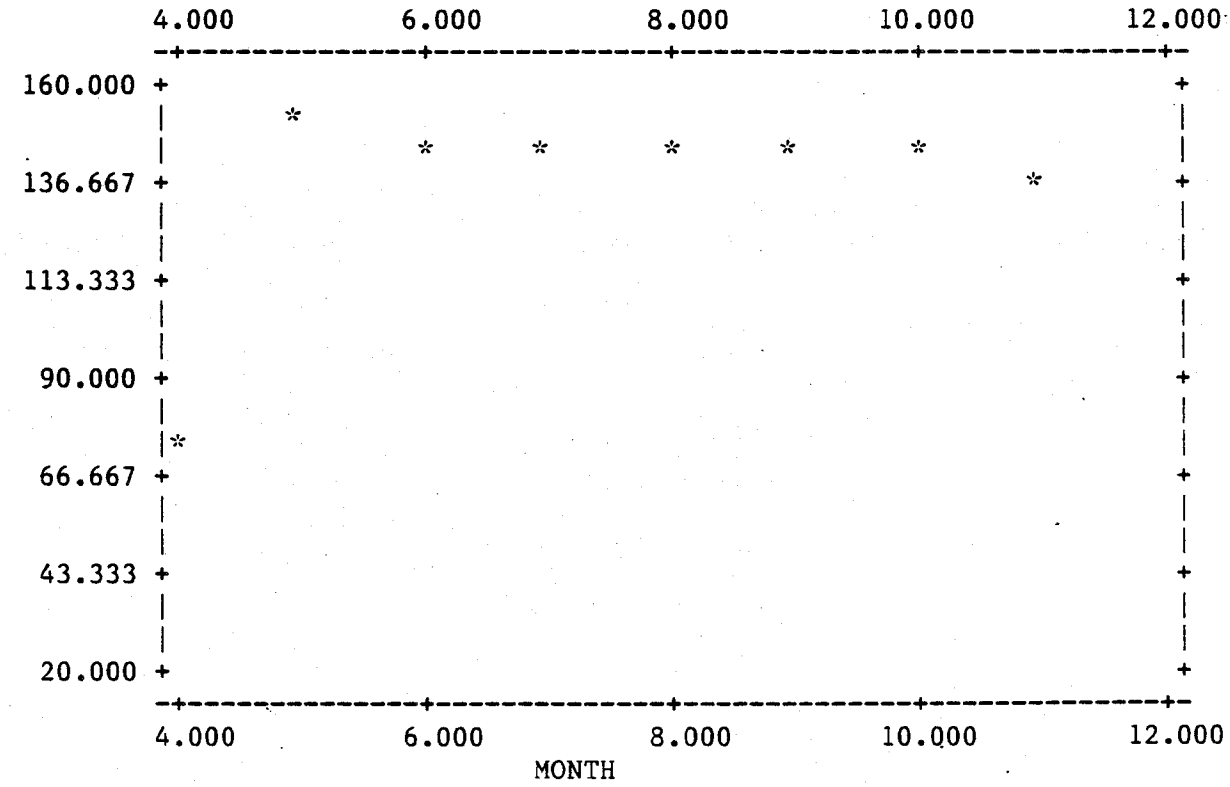

```
                WELL      =      4.00
CALCIUM         IS PLOTTED WITH AN '*'
                 4.000          6.000          8.000          10.000         12.000
                -+--------------+--------------+--------------+--------------+-
       160.000 +                                                              +
                |                                                              |
                |                                                              |
       136.667 +                                                              +
                |                                                              |
                |                                                              |
       113.333 +        *        *                                            +
                |*                                                     *       |
                |                                                              |
        90.000 +                                                              +
                |                                                              |
                |                                                              |
        66.667 +                                                              +
                |                                                              |
                |                                                              |
        43.333 +                                                              +
                |                                                              |
                |                                                              |
        20.000 +                                                              +
                -+--------------+--------------+--------------+--------------+-
                 4.000          6.000          8.000          10.000         12.000
                                                MONTH
```

```
                WELL      =      5.00
CALCIUM         IS PLOTTED WITH AN '*'
                 4.000          6.000          8.000          10.000         12.000
                -+--------------+--------------+--------------+--------------+-
       160.000 +                                                              +
                |                                                              |
                |                                                              |
       136.667 +                                                              +
                |                                                              |
                |                                                              |
       113.333 +                                                              +
                |                                                              |
                |                                                              |
        90.000 +                                                              +
                |                                                              |
                |*       *       *       *       *       *       *       *     |
        66.667 +                                                              +
                |                                                              |
                |                                                              |
        43.333 +                                                              +
                |                                                              |
                |                                                              |
        20.000 +                                                              +
                -+--------------+--------------+--------------+--------------+-
                 4.000          6.000          8.000          10.000         12.000
                                                MONTH
```

CALCIUM

WELL = 6.00
IS PLOTTED WITH AN '*'

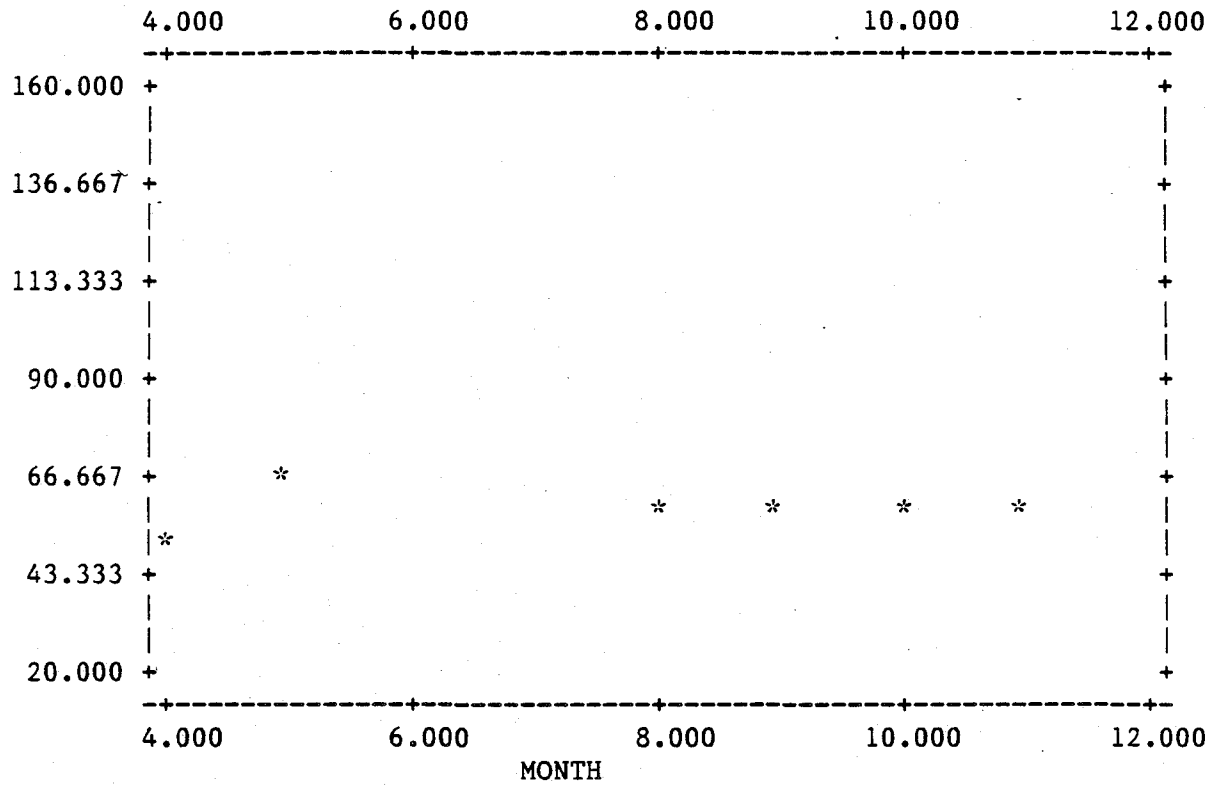

CHLORIDE

WELL = 1.00
IS PLOTTED WITH AN '*'

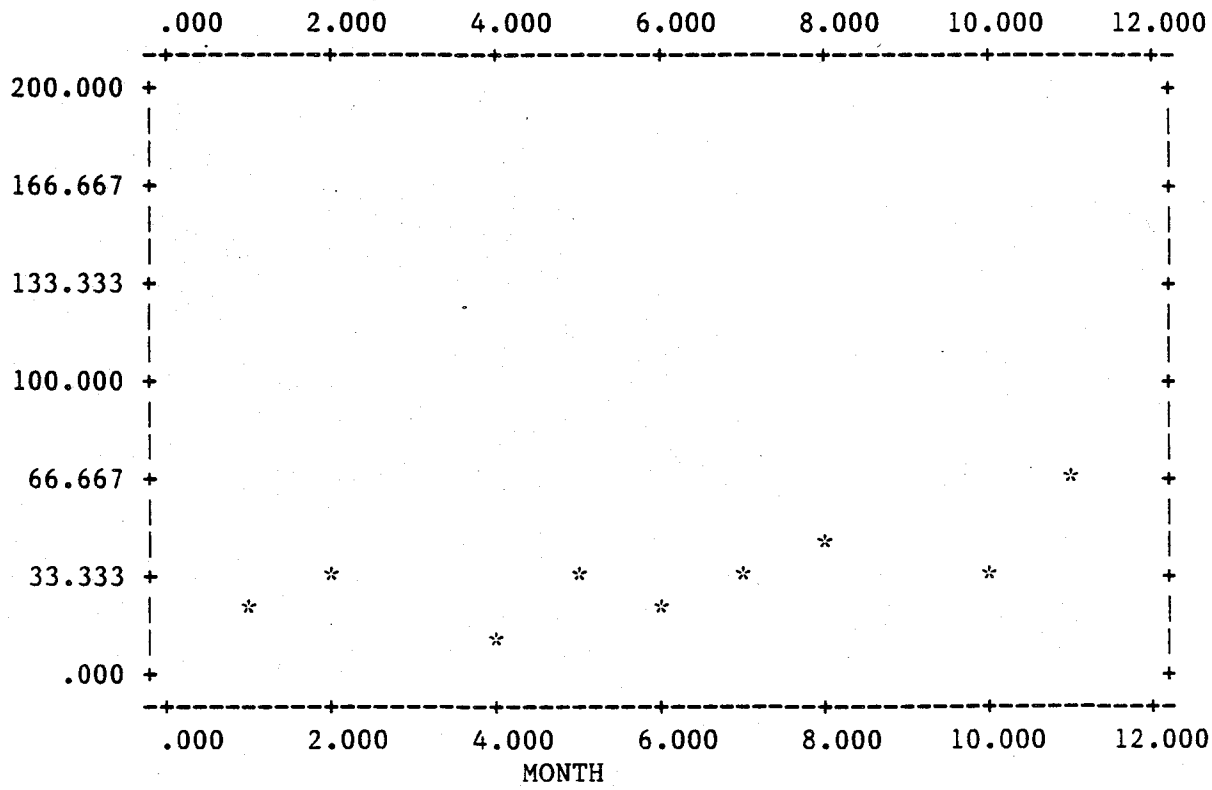

WELL = 2.00
CHLORIDE IS PLOTTED WITH AN '*'

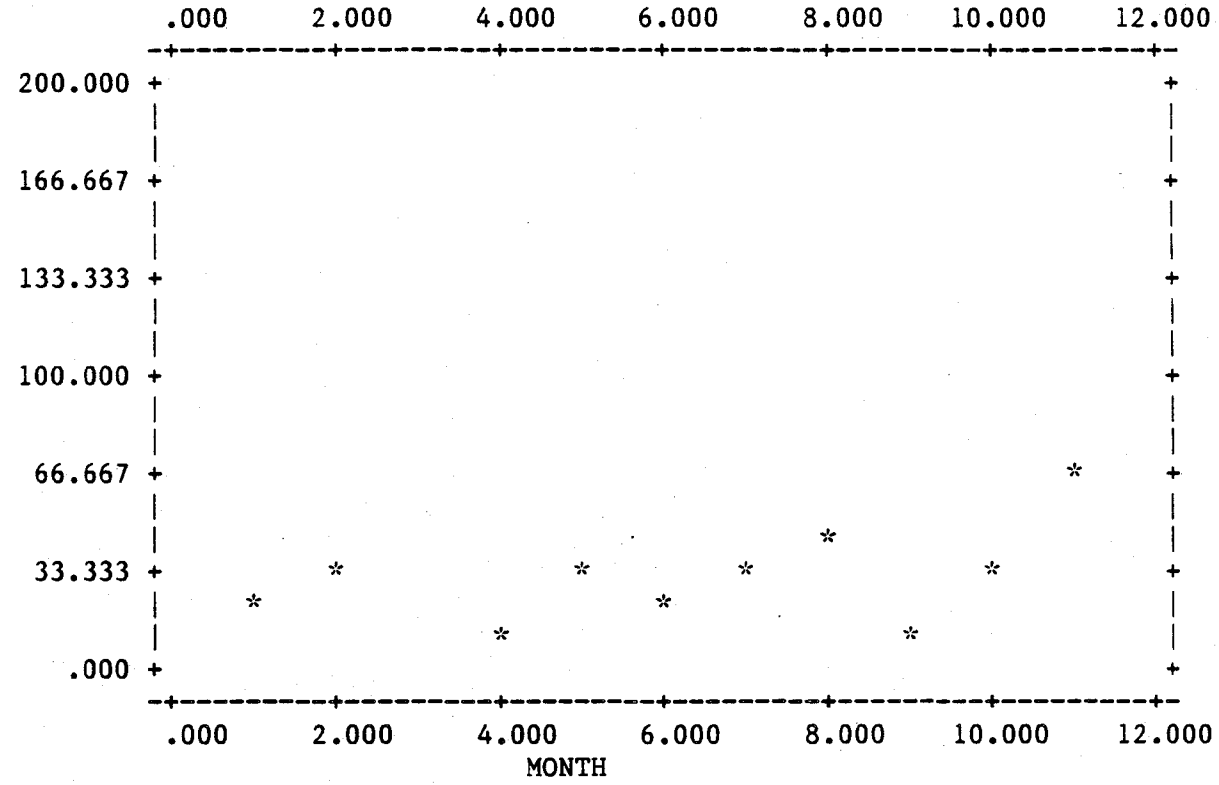

WELL = 3.00
HLORIDE IS PLOTTED WITH AN '*'

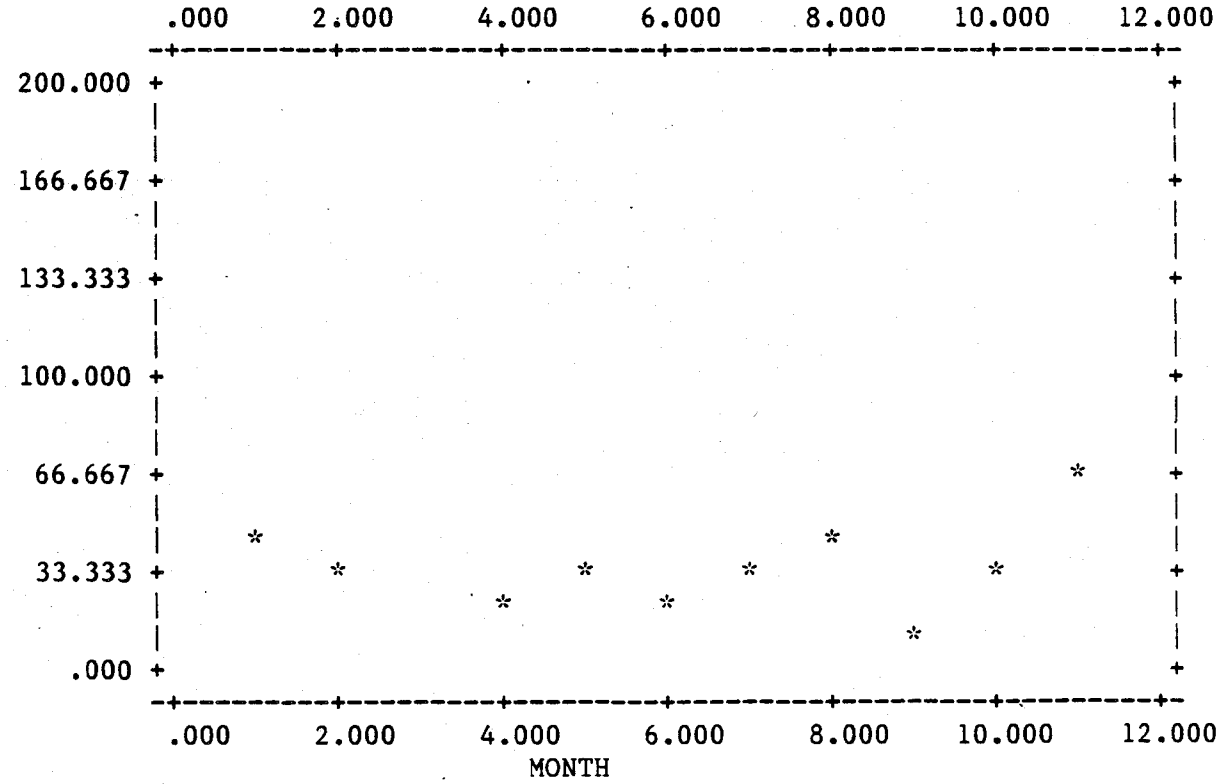

WELL = 4.00
CHLORIDE IS PLOTTED WITH AN '*'

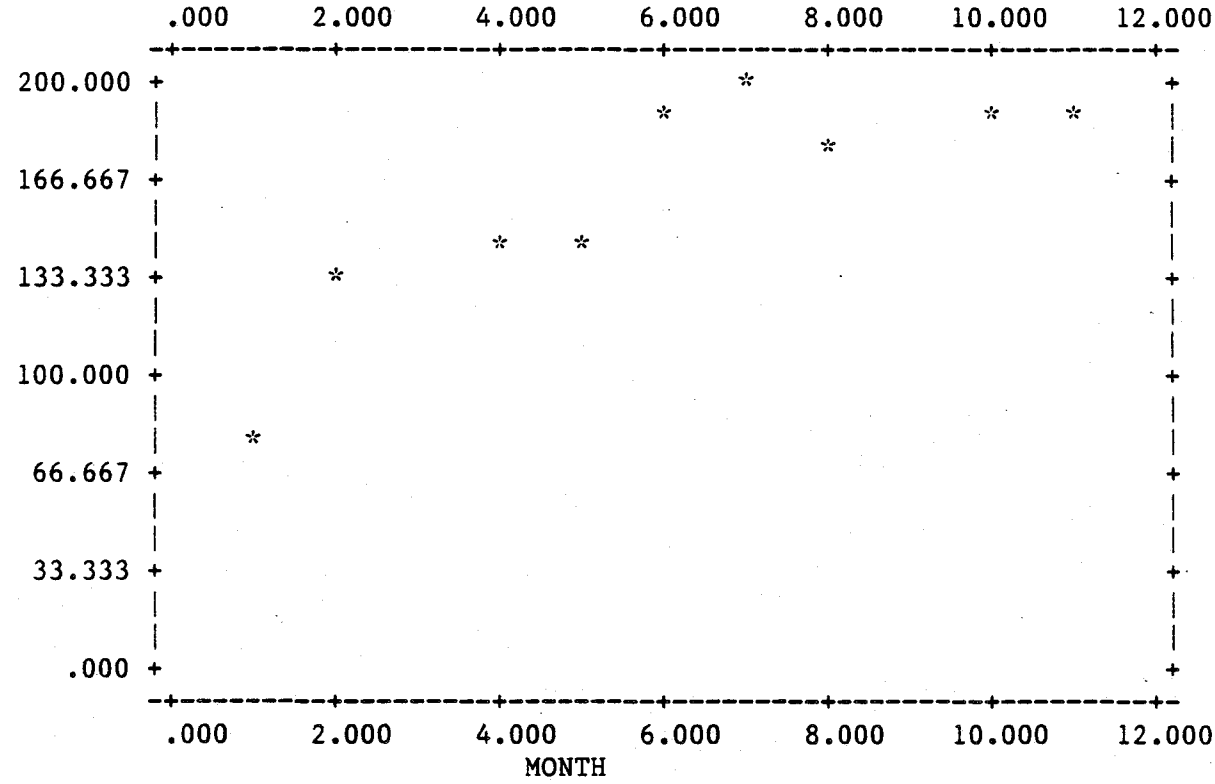

WELL = 5.00
CHLORIDE IS PLOTTED WITH AN '*'

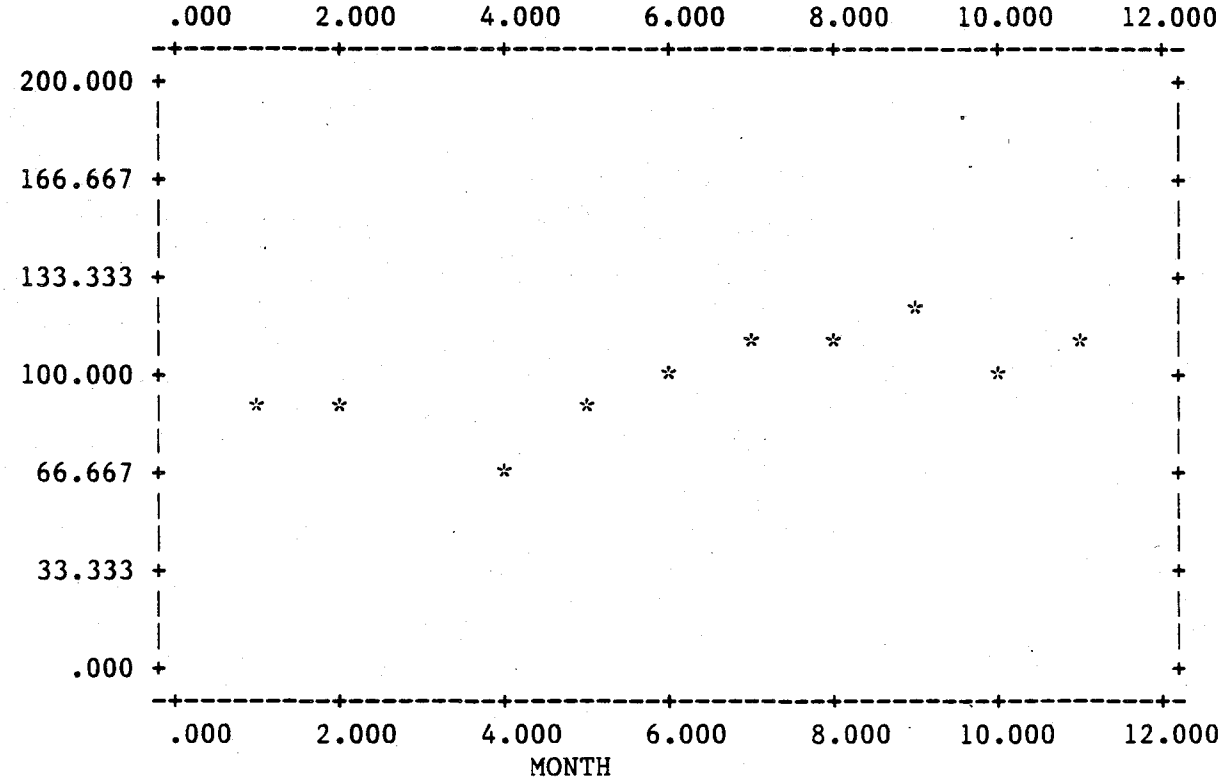

CHLORIDE

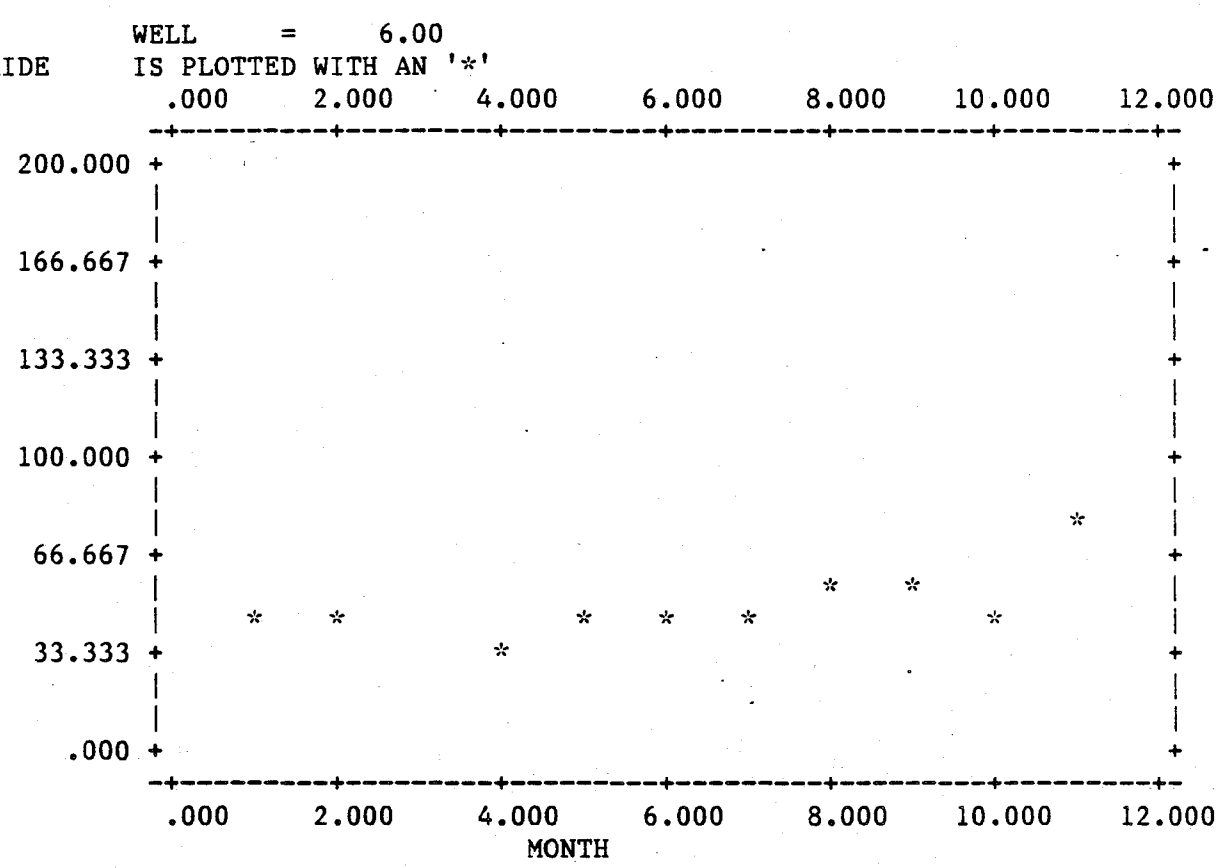

CHROMIUM

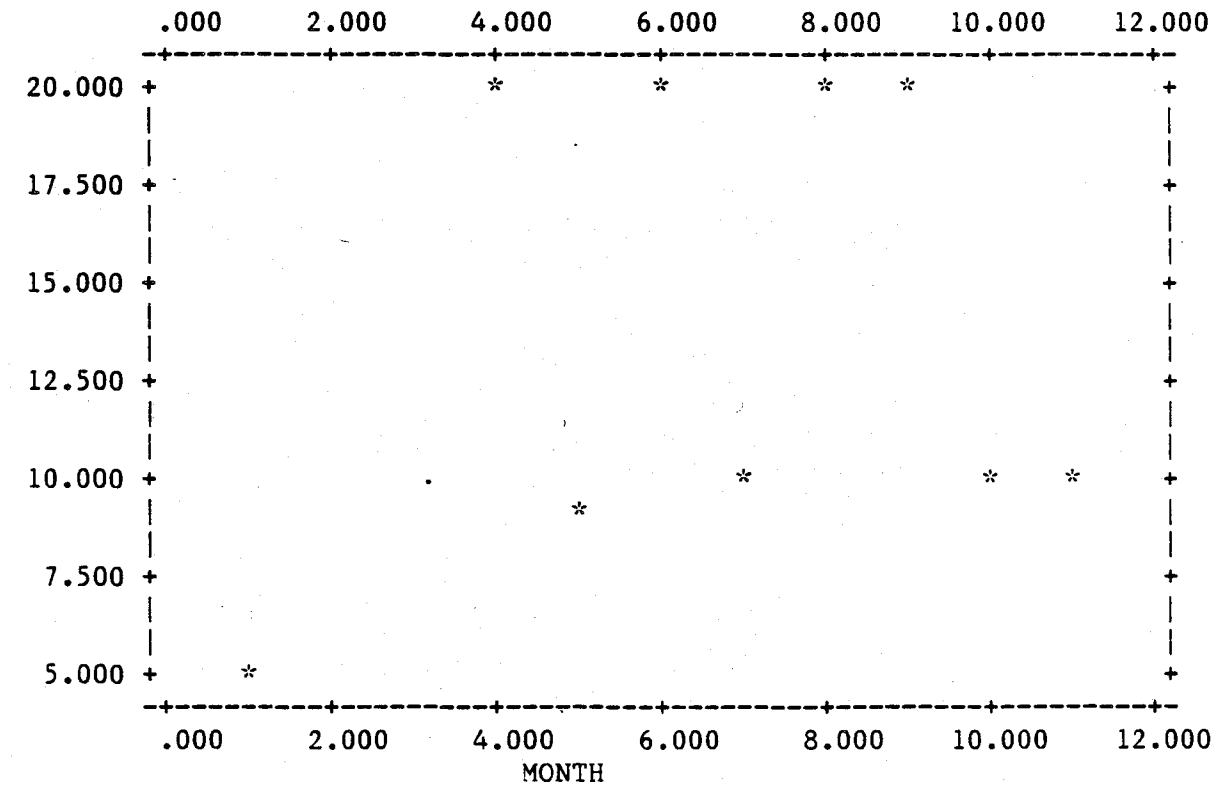

WELL = 2.00
CHROMIUM IS PLOTTED WITH AN '*'

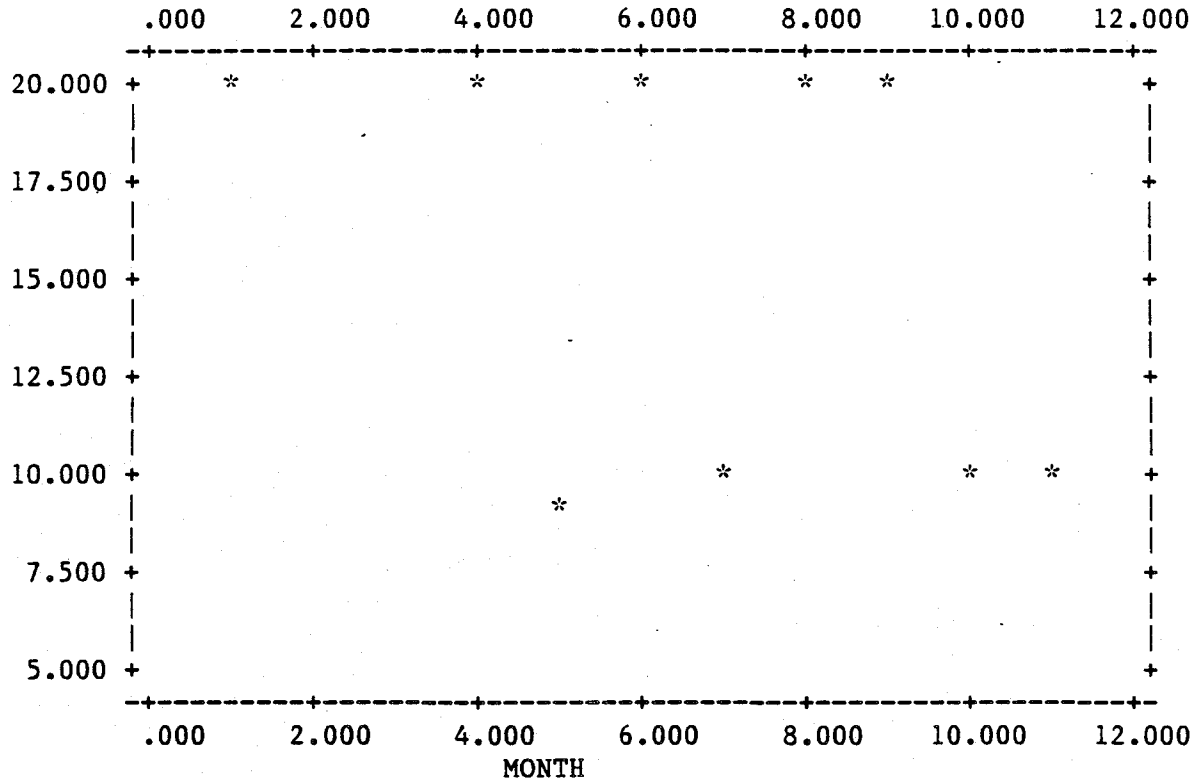

WELL = 3.00
CHROMIUM IS PLOTTED WITH AN '*'

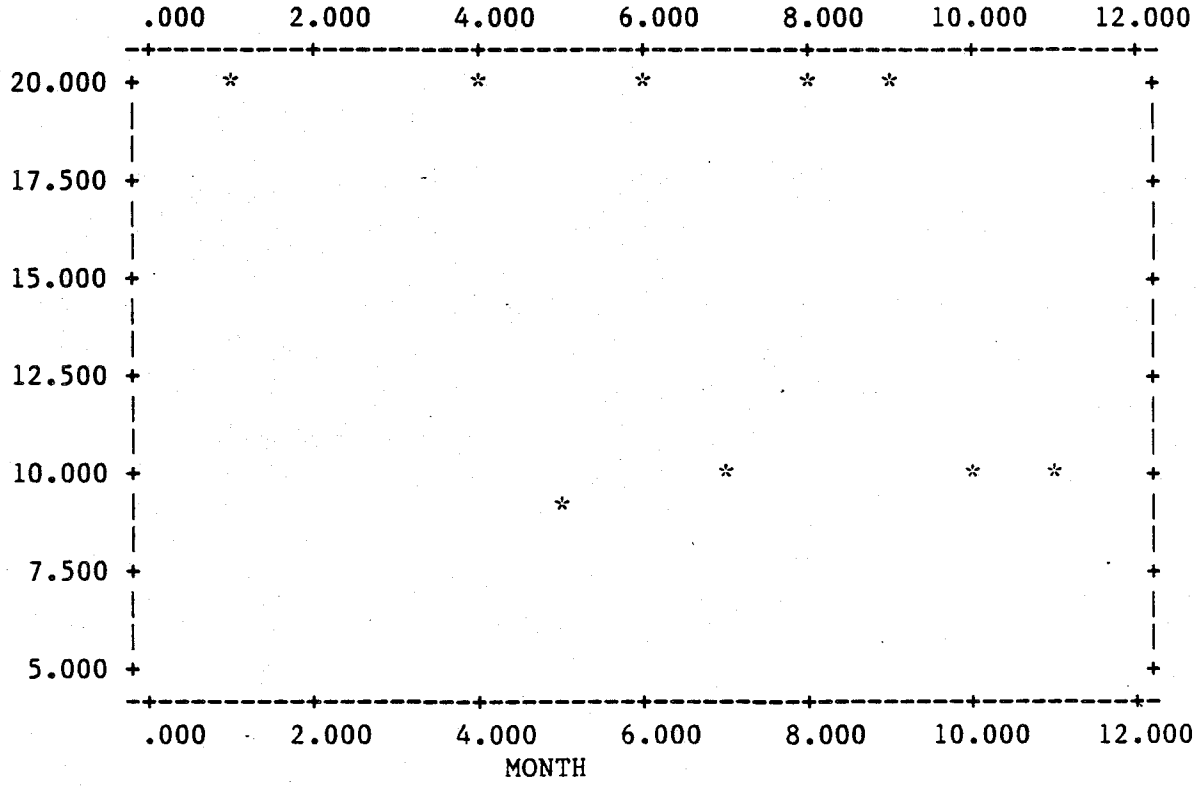

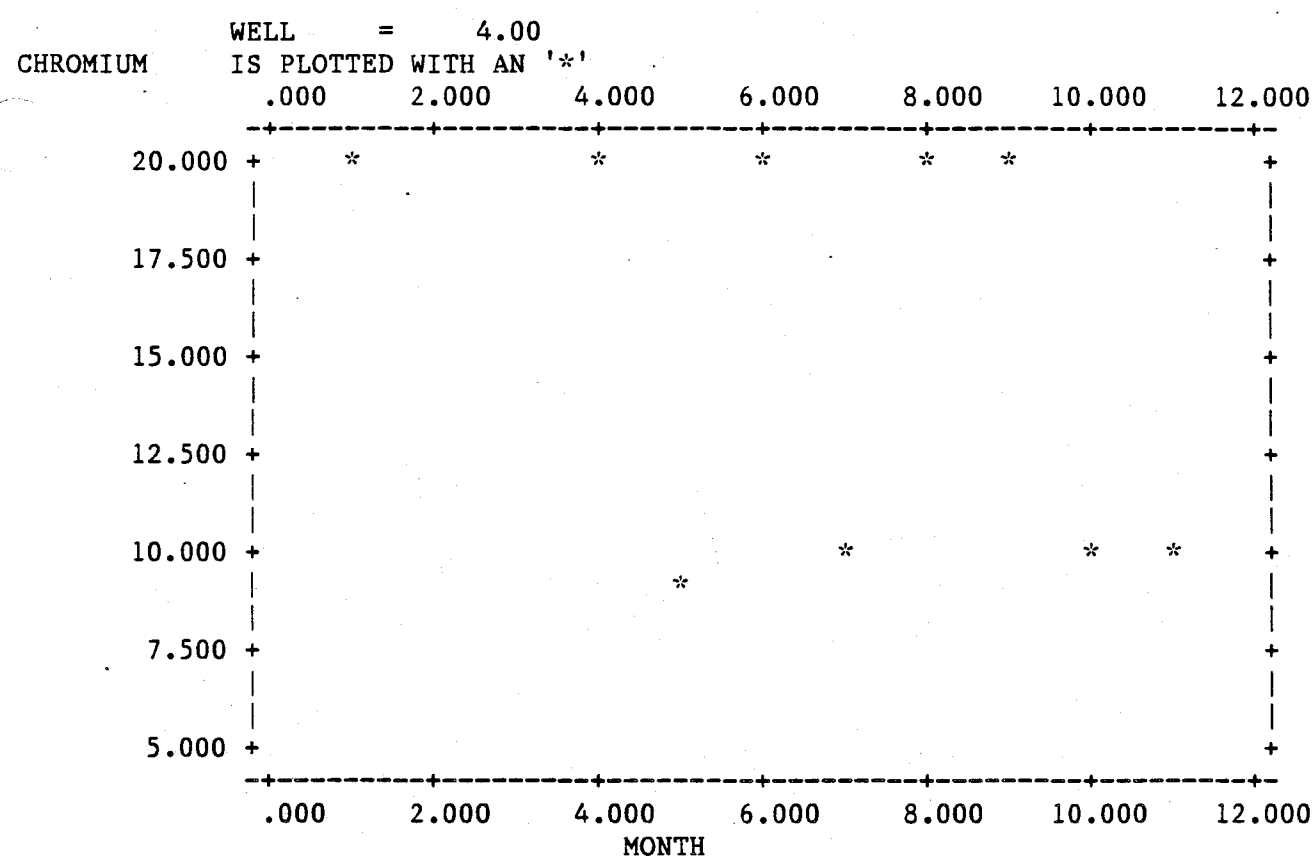
WELL = 4.00
CHROMIUM
IS PLOTTED WITH AN '*'
.000 2.000 4.000 6.000 8.000 10.000 12.000
20.000
17.500
15.000
12.500
10.000
7.500
5.000
MONTH

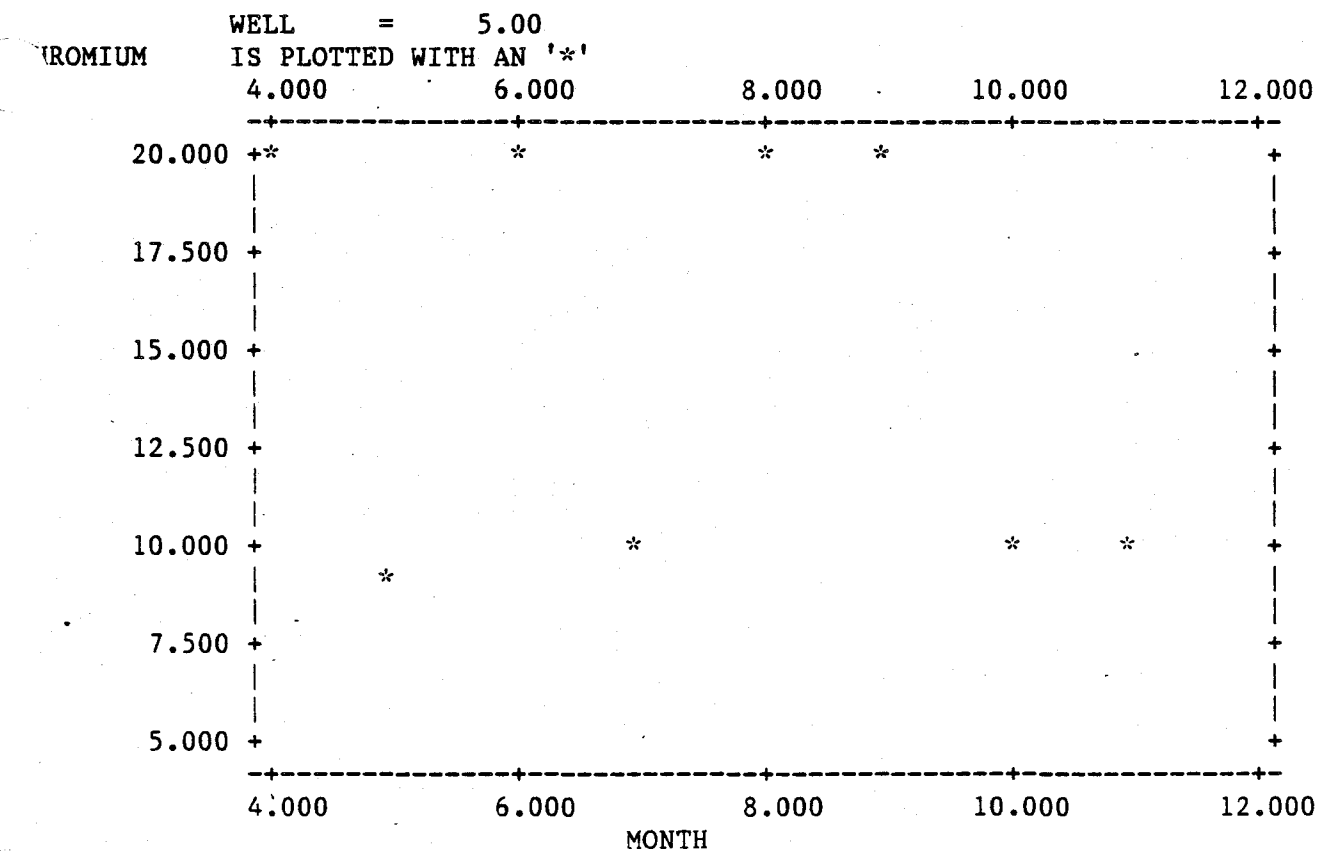
WELL = 5.00
IROMIUM
IS PLOTTED WITH AN '*'
4.000 6.000 8.000 10.000 12.000
20.000
17.500
15.000
12.500
10.000
7.500
5.000
MONTH

CHROMIUM

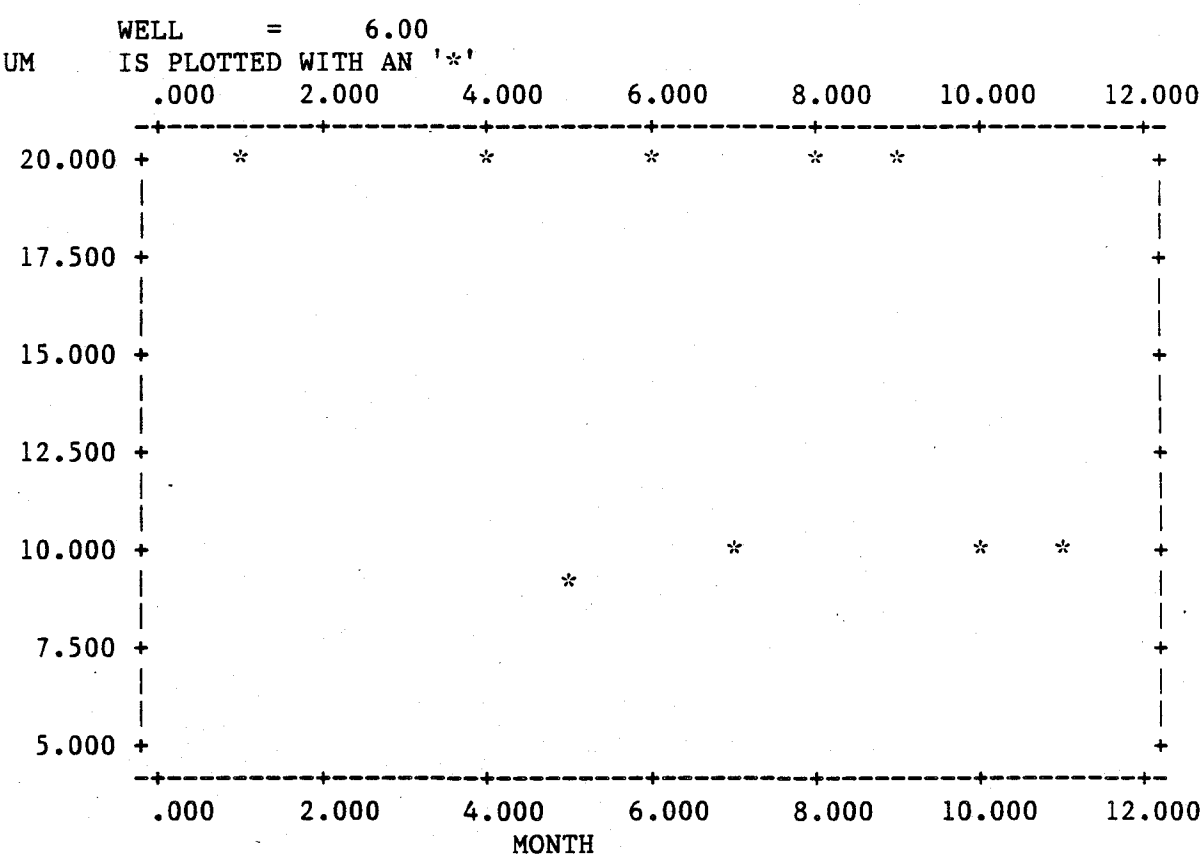

COPPER

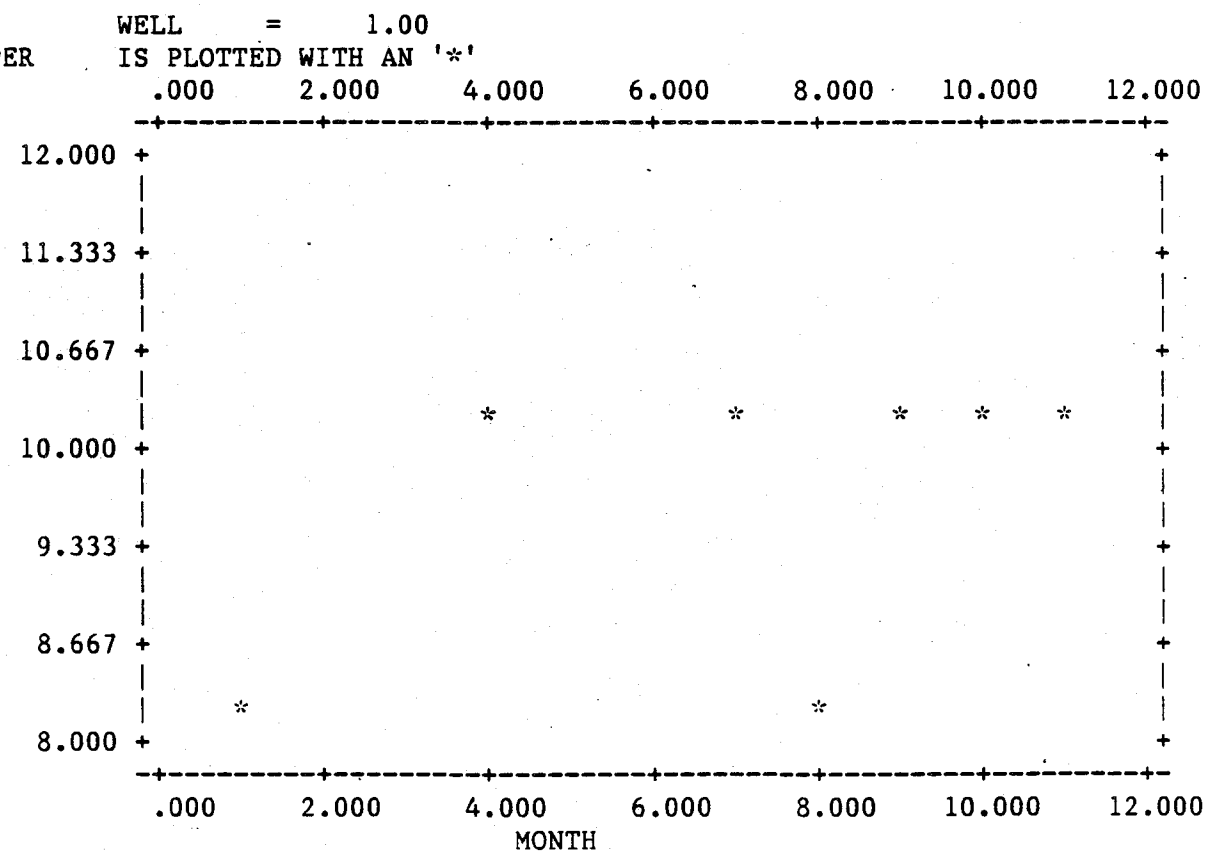

WELL = 2.00
COPPER IS PLOTTED WITH AN '*'

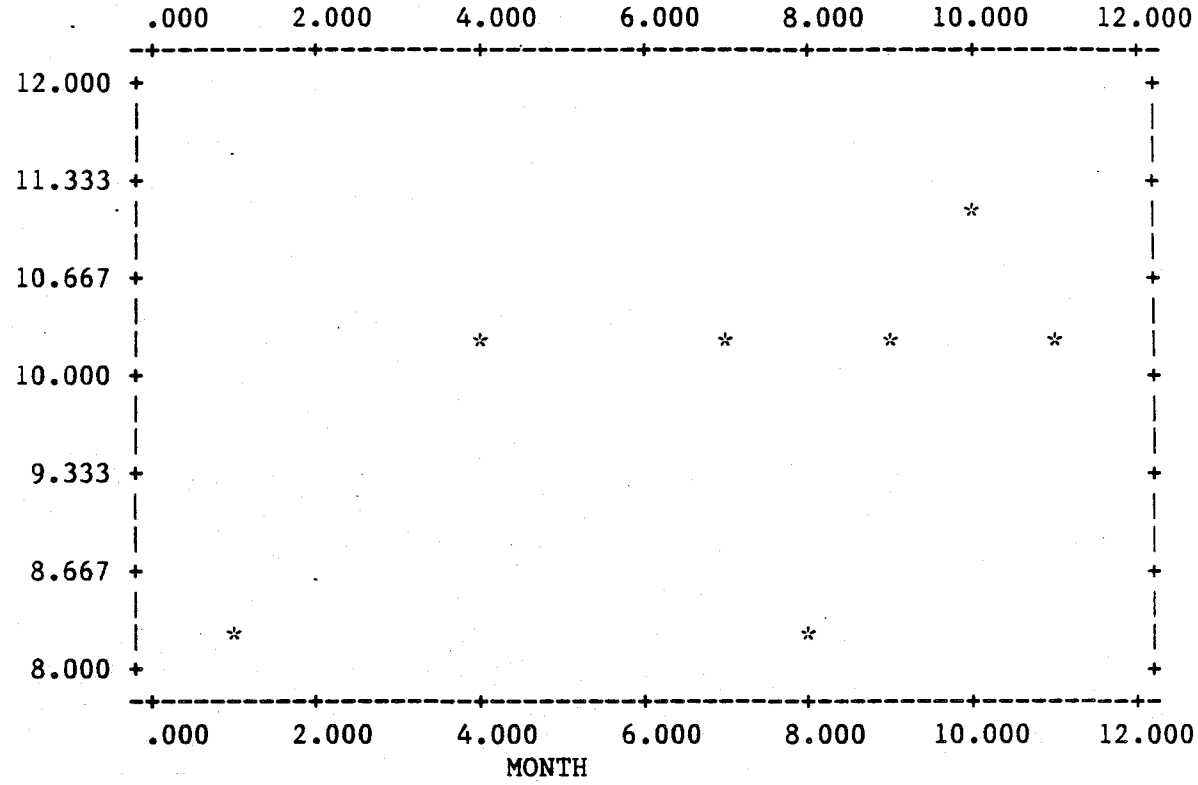

WELL = 3.00
COPPER IS PLOTTED WITH AN '*'

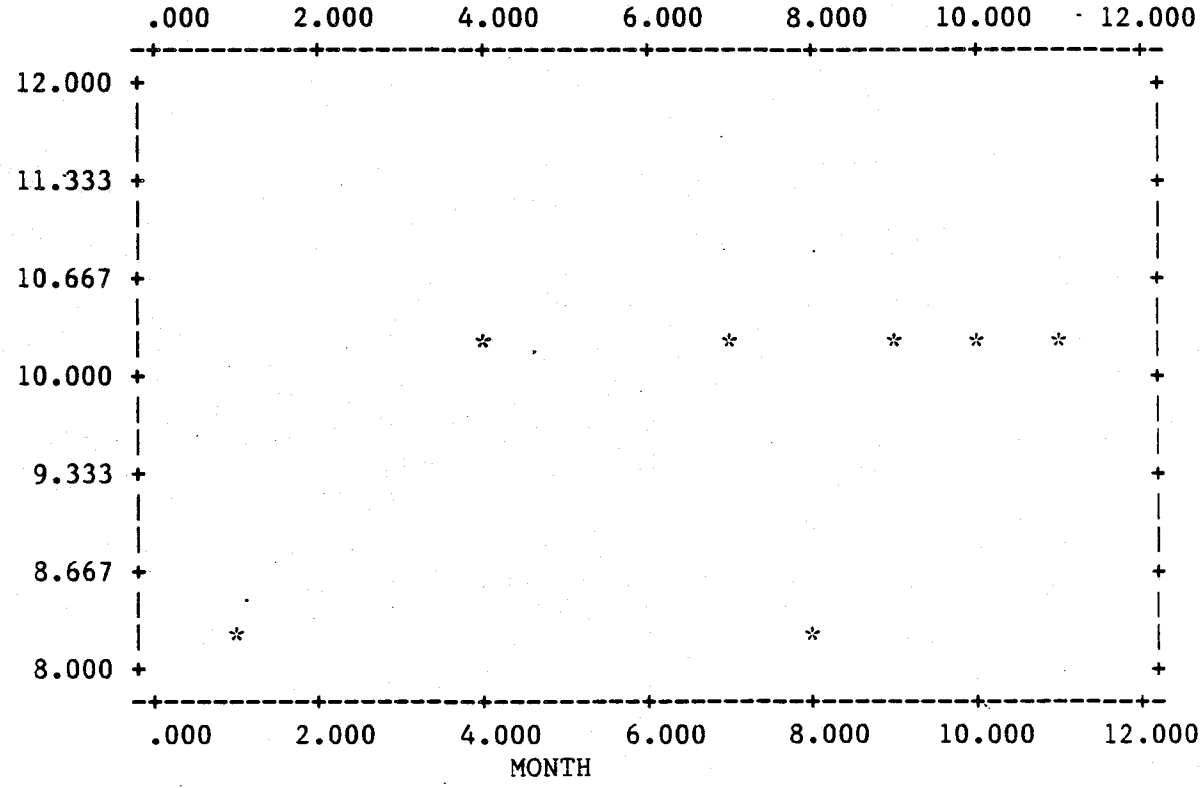

WELL = 4.00
COPPER IS PLOTTED WITH AN '*'

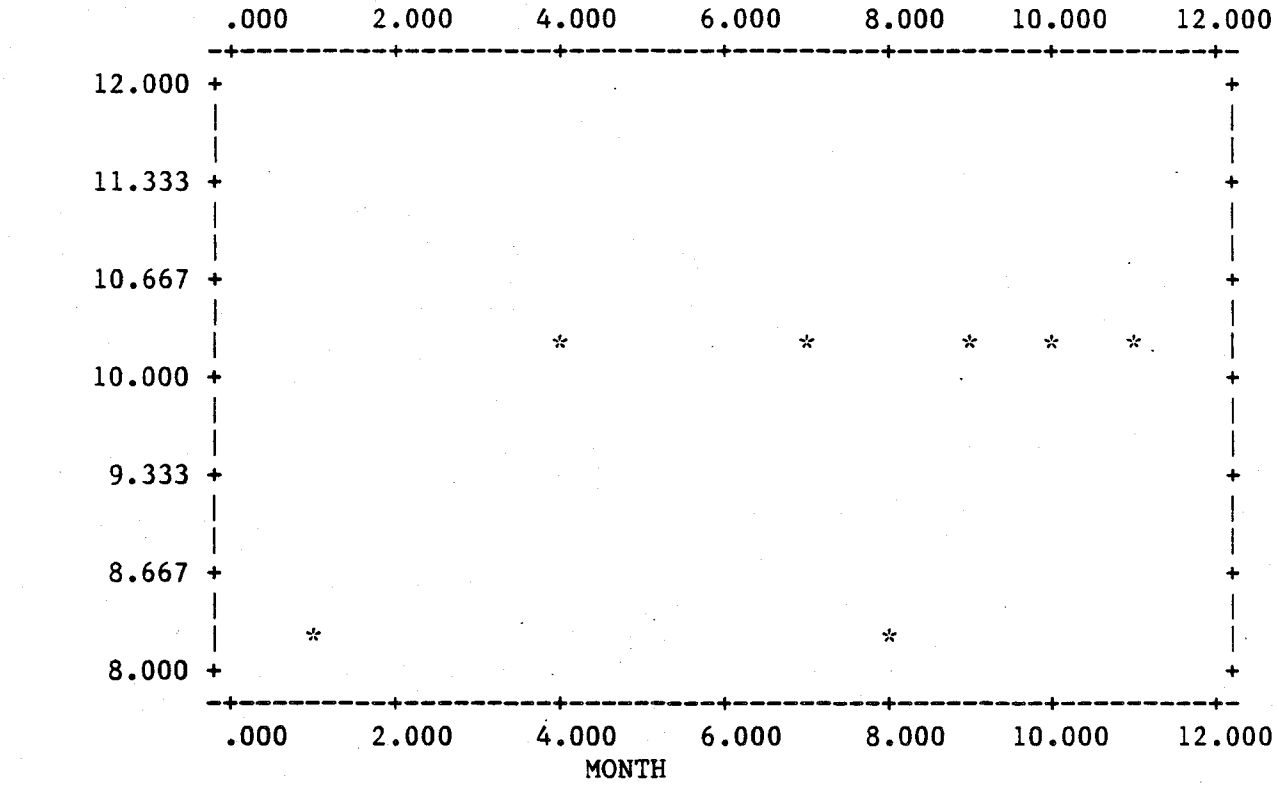

WELL = 5.00
COPPER IS PLOTTED WITH AN '*'

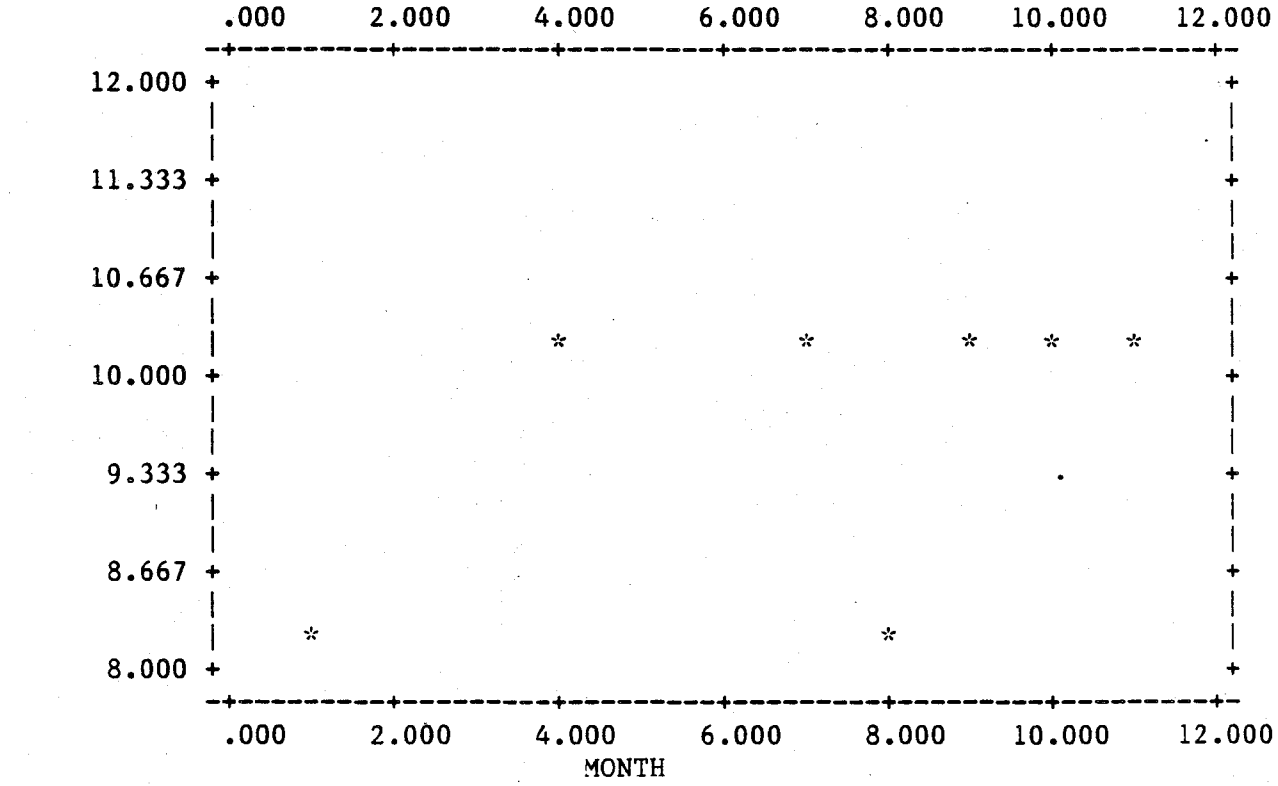

COPPER

WELL = 6.00
IS PLOTTED WITH AN '*'

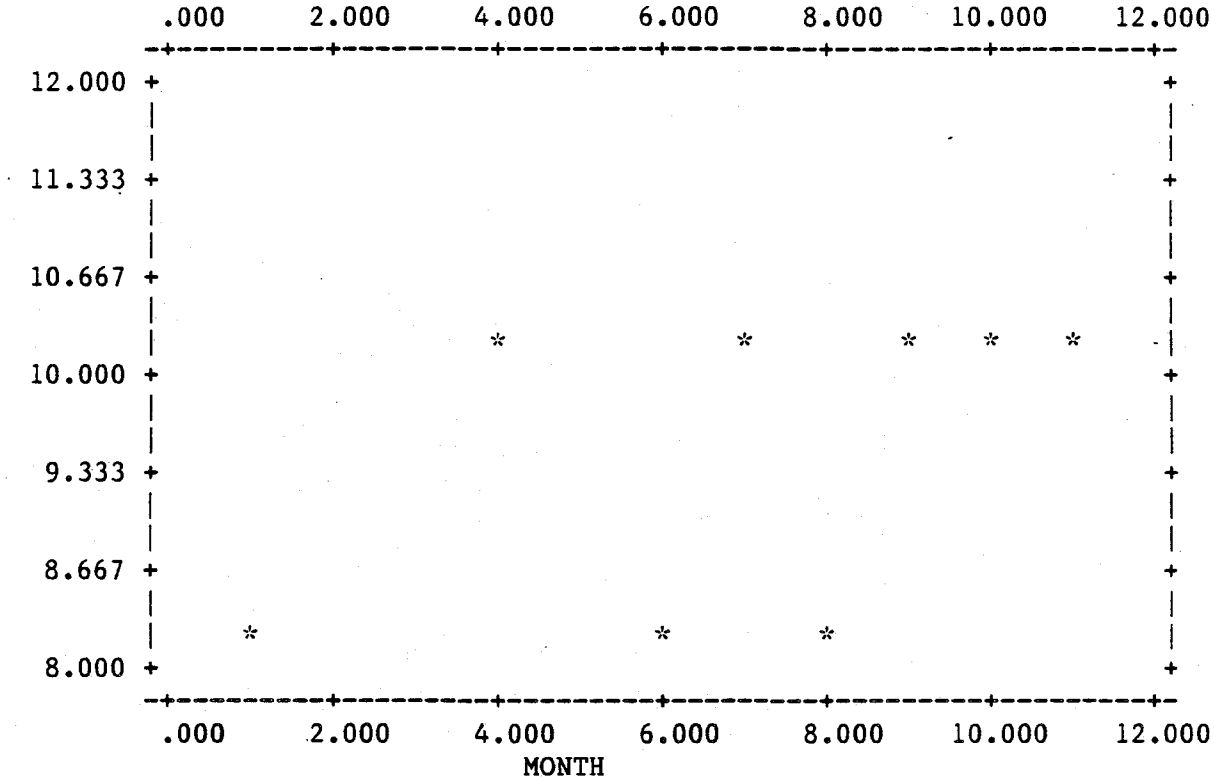

FLUORIDE

WELL = 1.00
IS PLOTTED WITH AN '*'

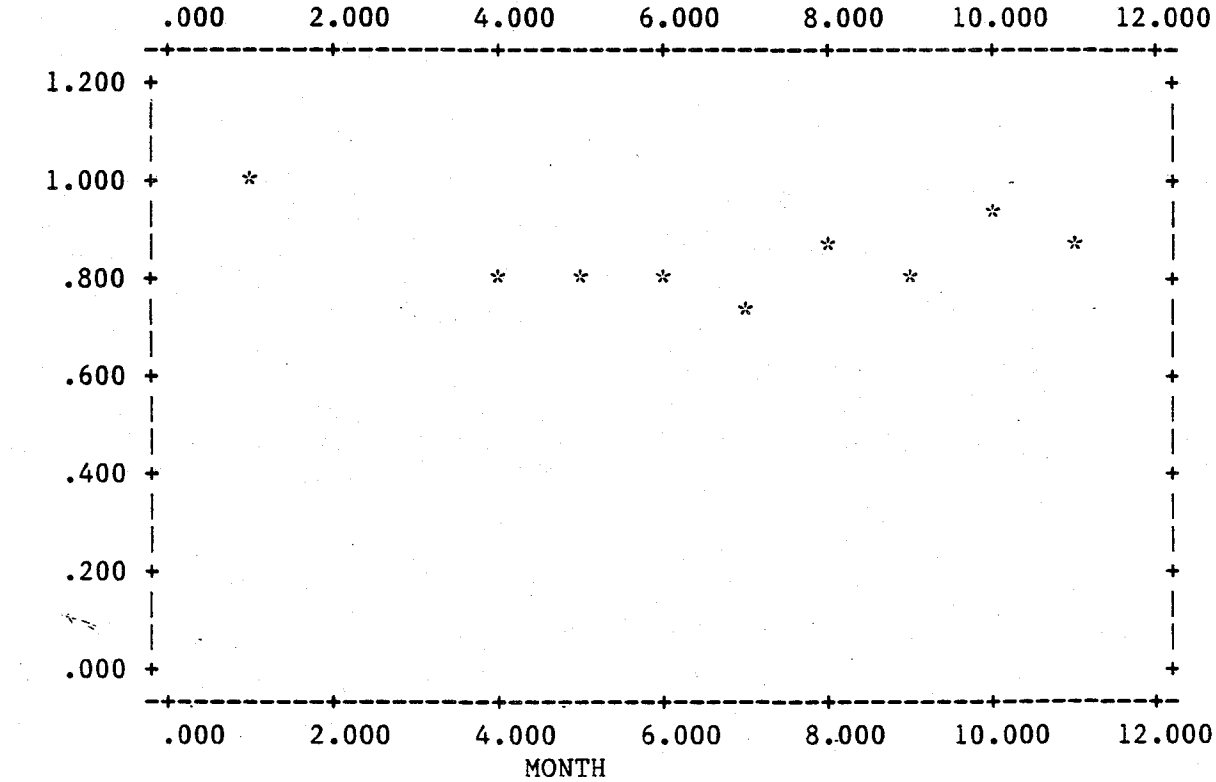

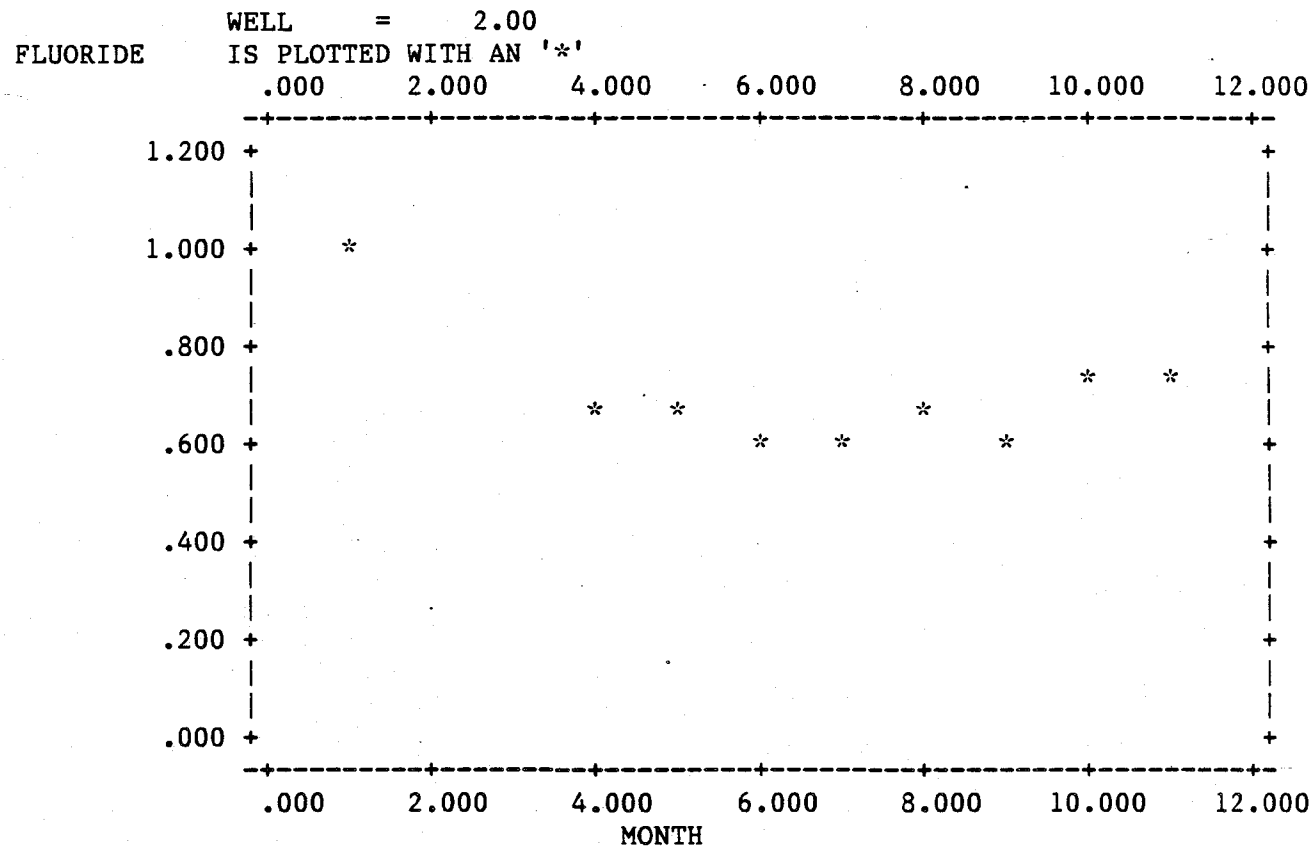
WELL = 2.00
FLUORIDE
IS PLOTTED WITH AN '*'
.000 2.000 4.000 6.000 8.000 10.000 12.000
1.200
1.000
.800
.600
.400
.200
.000
MONTH

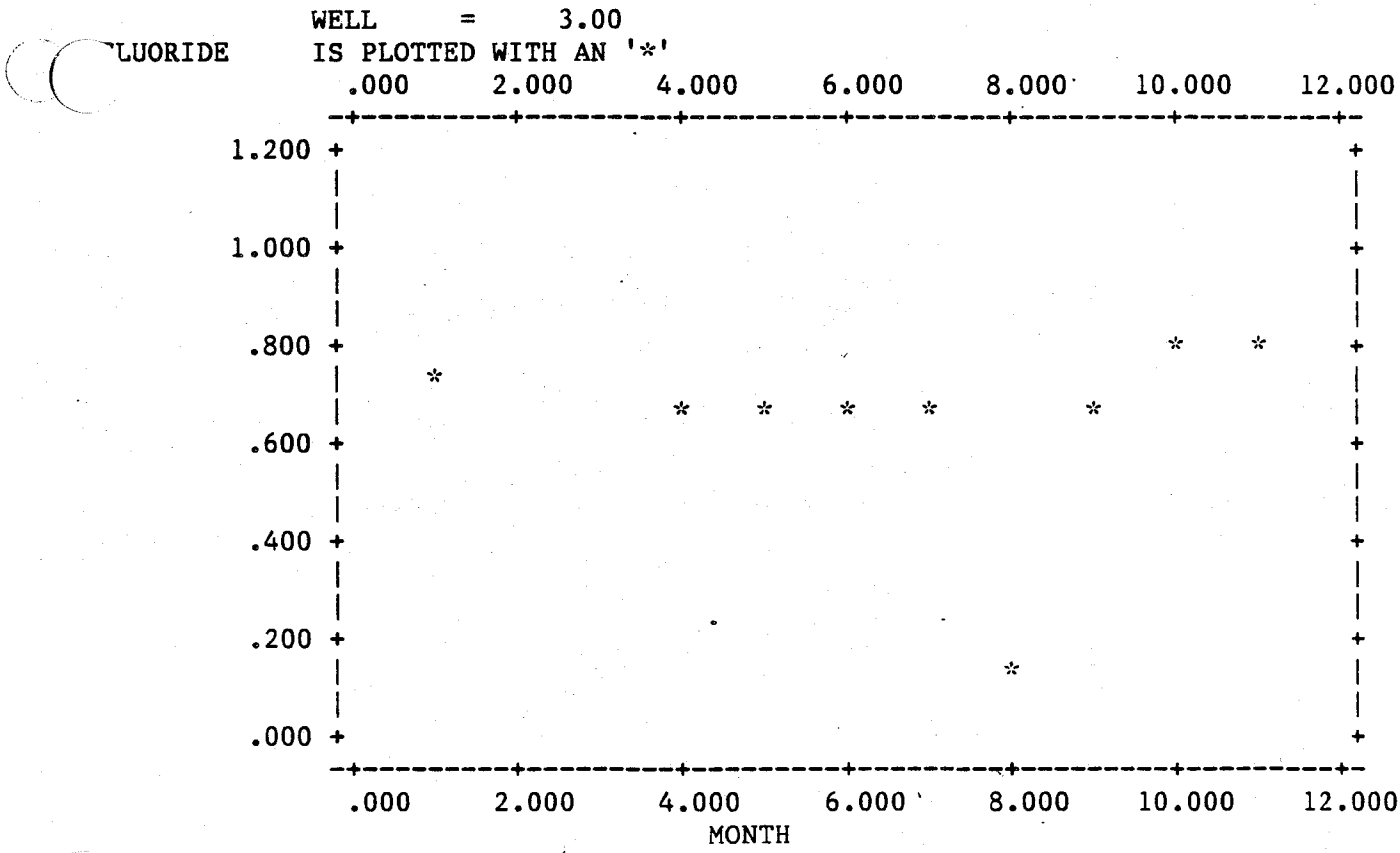
WELL = 3.00
LUORIDE
IS PLOTTED WITH AN '*'
.000 2.000 4.000 6.000 8.000 10.000 12.000
1.200
1.000
.800
.600
.400
.200
.000
MONTH

WELL = 4.00

FLUORIDE IS PLOTTED WITH AN '*'

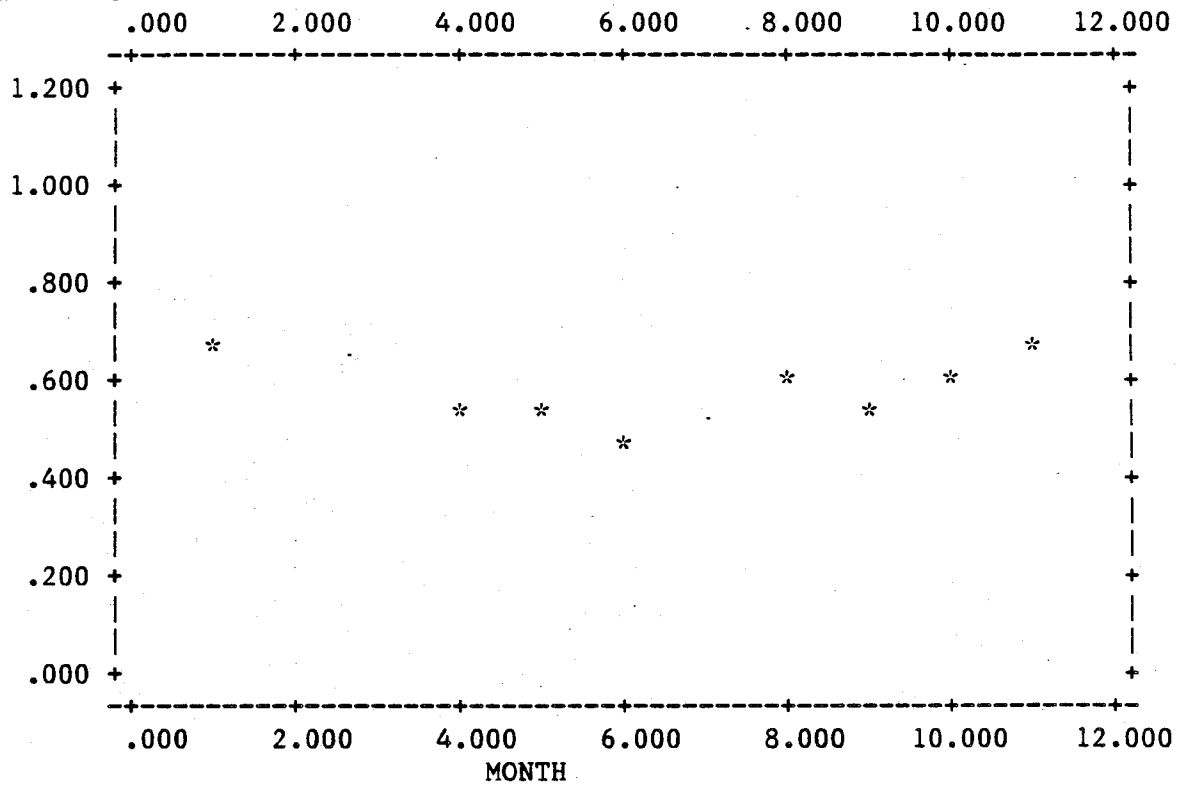

WELL = 5.00

FLUORIDE IS PLOTTED WITH AN '*'

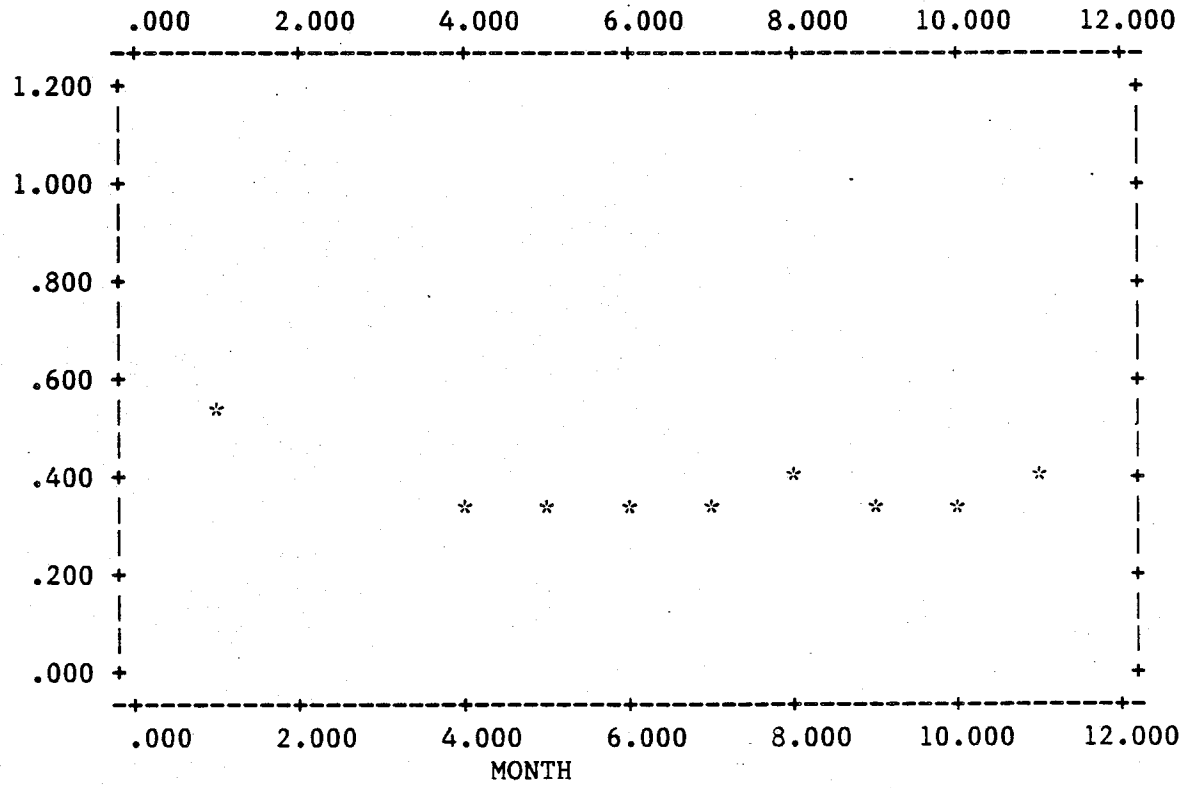

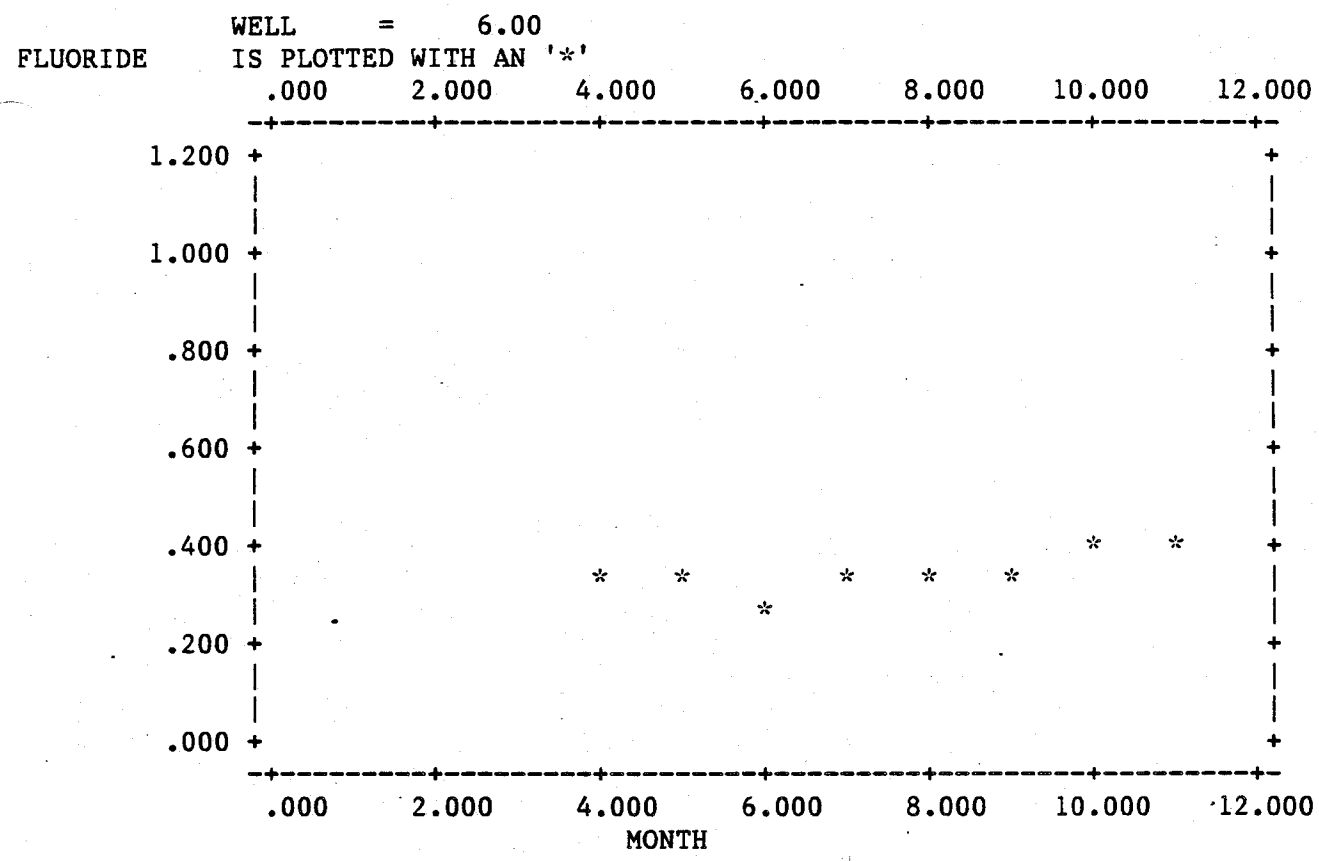
WELL = 6.00
FLUORIDE
IS PLOTTED WITH AN '*'
.000 2.000 4.000 6.000 8.000 10.000 12.000
1.200
1.000
.800
.600
.400
.200
.000
MONTH

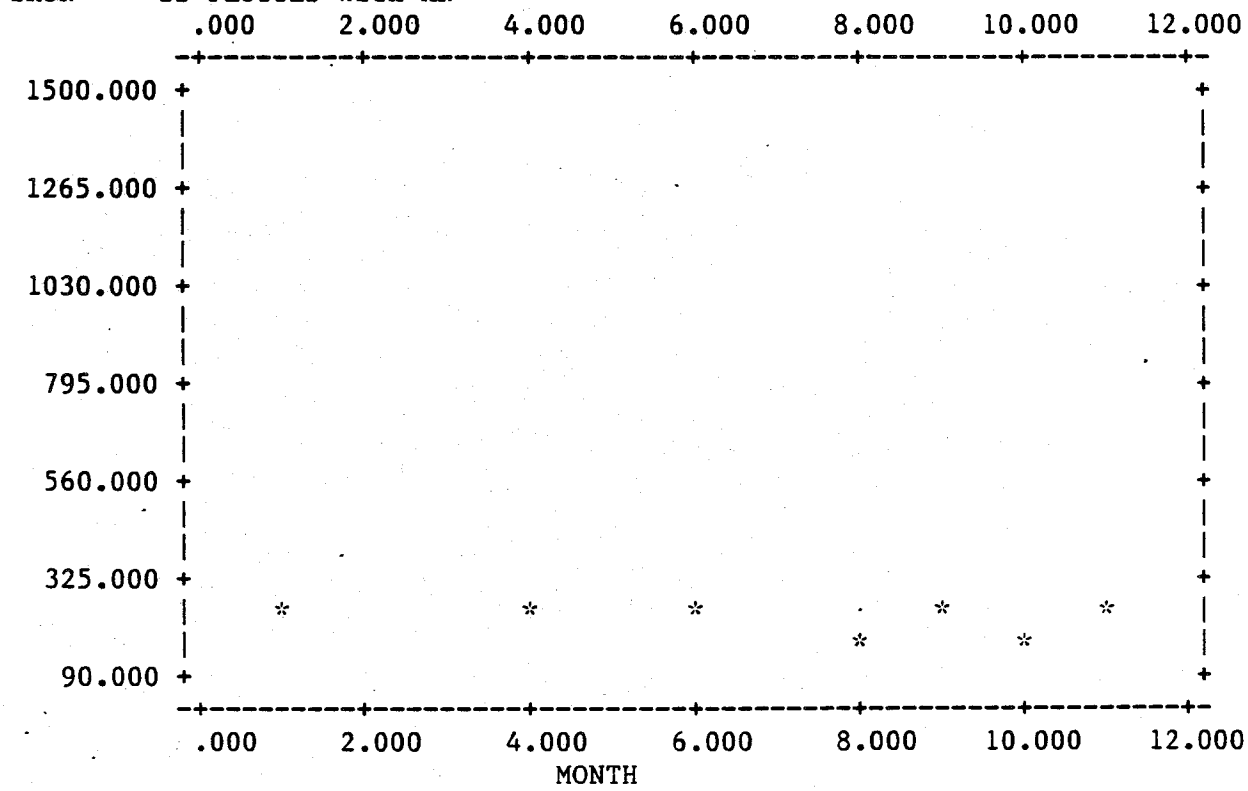
WELL = 1.00
IRON
IS PLOTTED WITH AN '*'
.000 2.000 4.000 6.000 8.000 10.000 12.000
1500.000
1265.000
1030.000
795.000
560.000
325.000
90.000
MONTH

WELL = 2.00
IRON IS PLOTTED WITH AN '*'

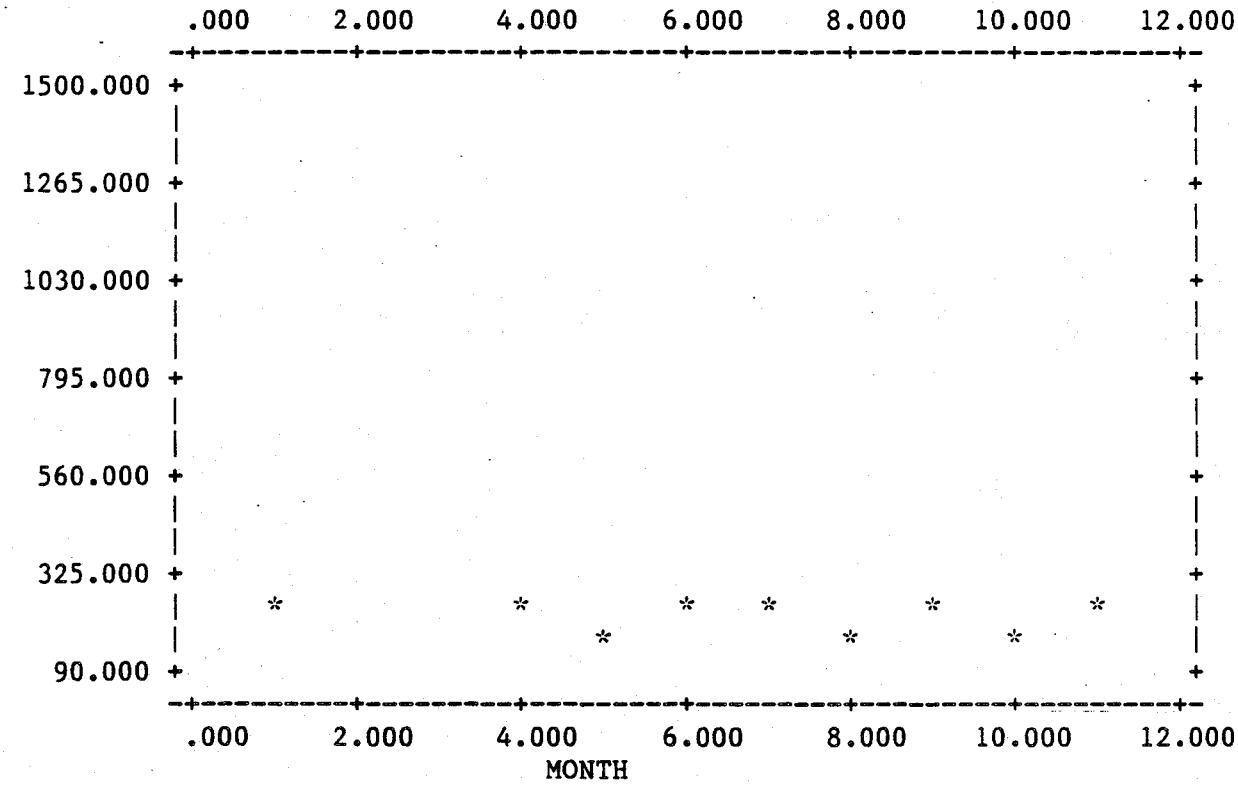

WELL = 3.00
IRON IS PLOTTED WITH AN '*'

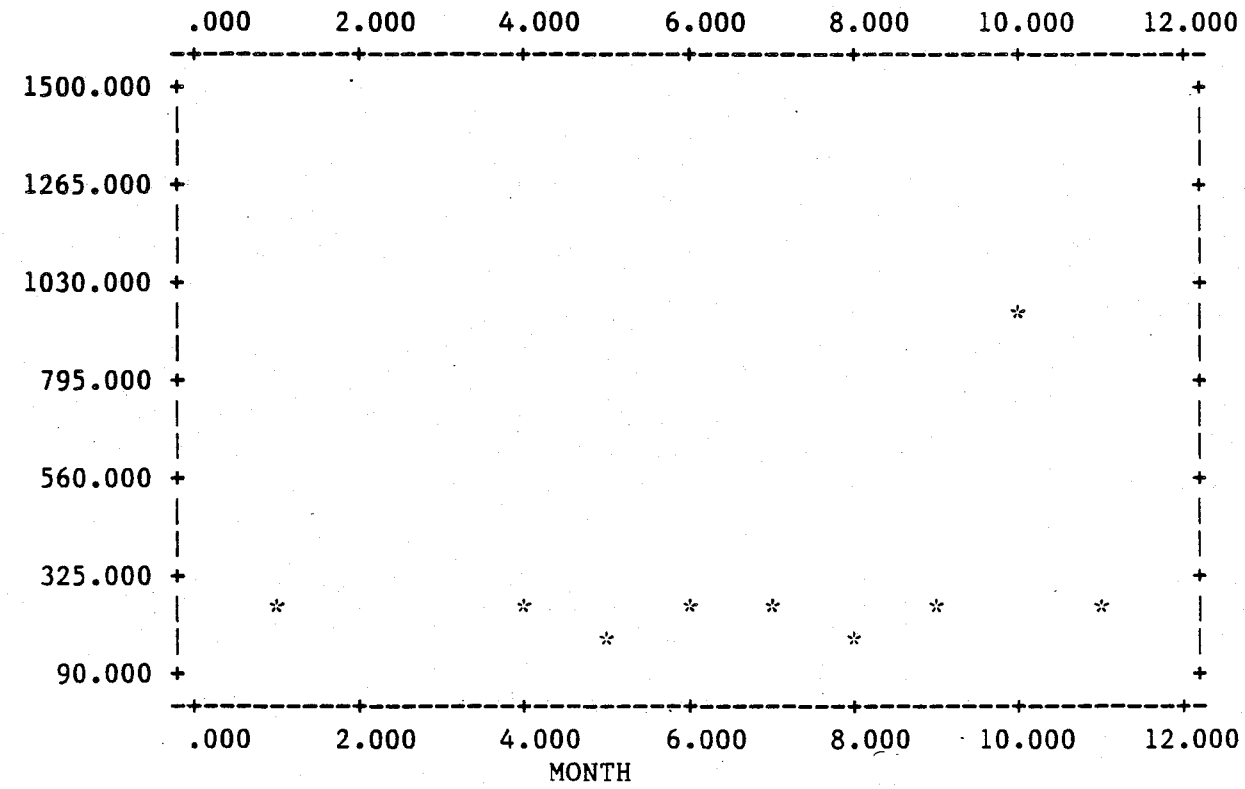

WELL = 4.00
IRON IS PLOTTED WITH AN '*'

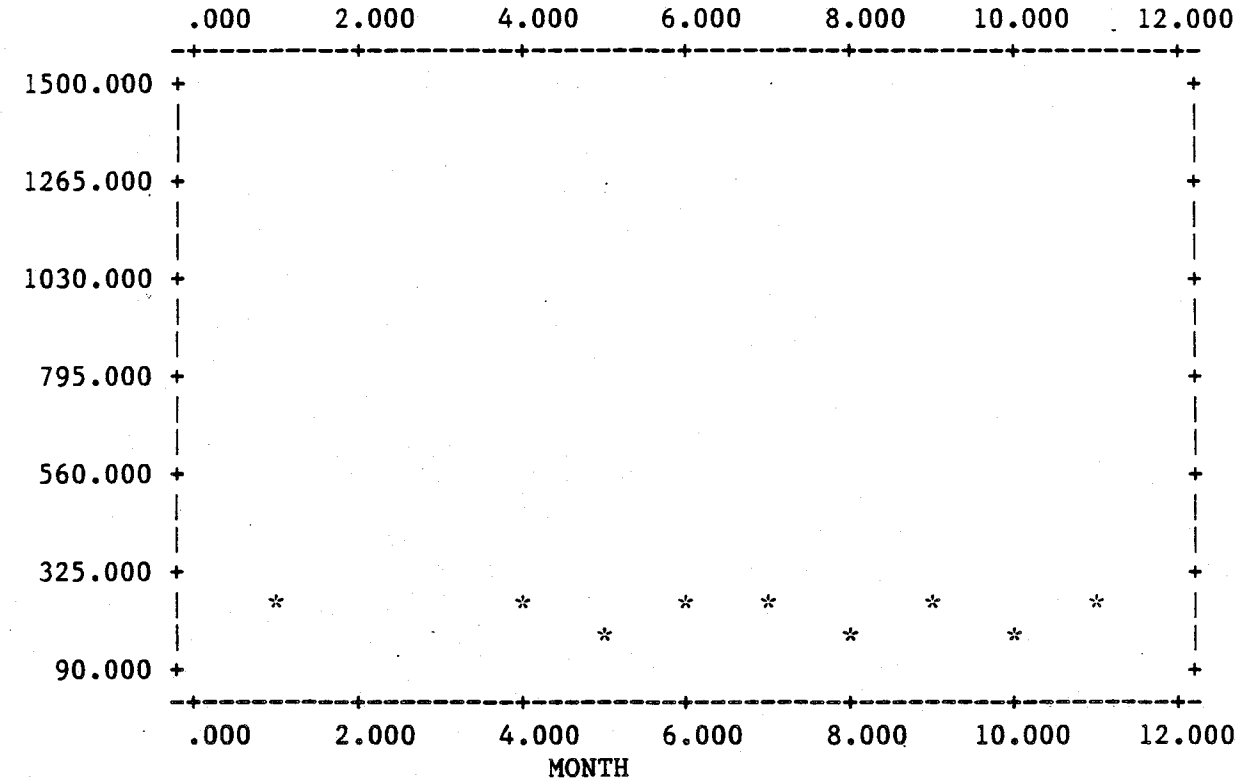

WELL = 5.00
IRON IS PLOTTED WITH AN '*'

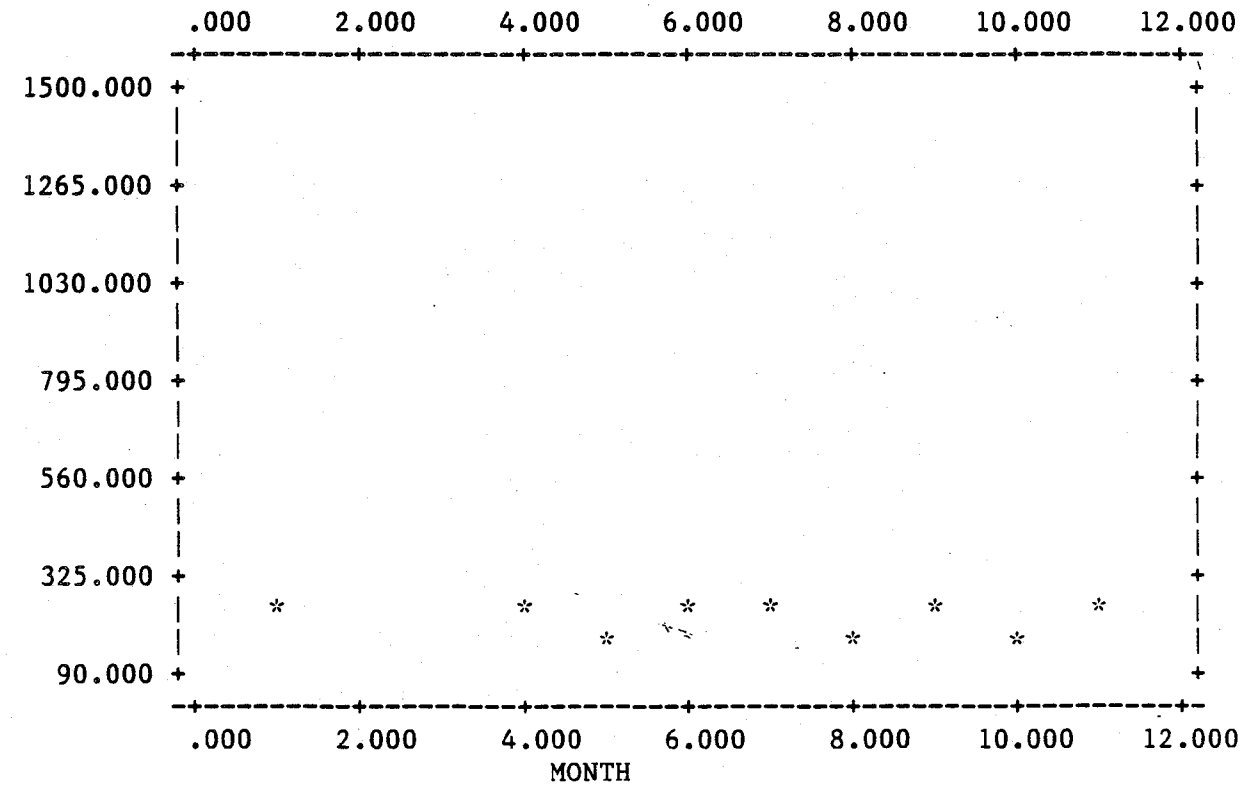

WELL = 6.00
IRON IS PLOTTED WITH AN '*'

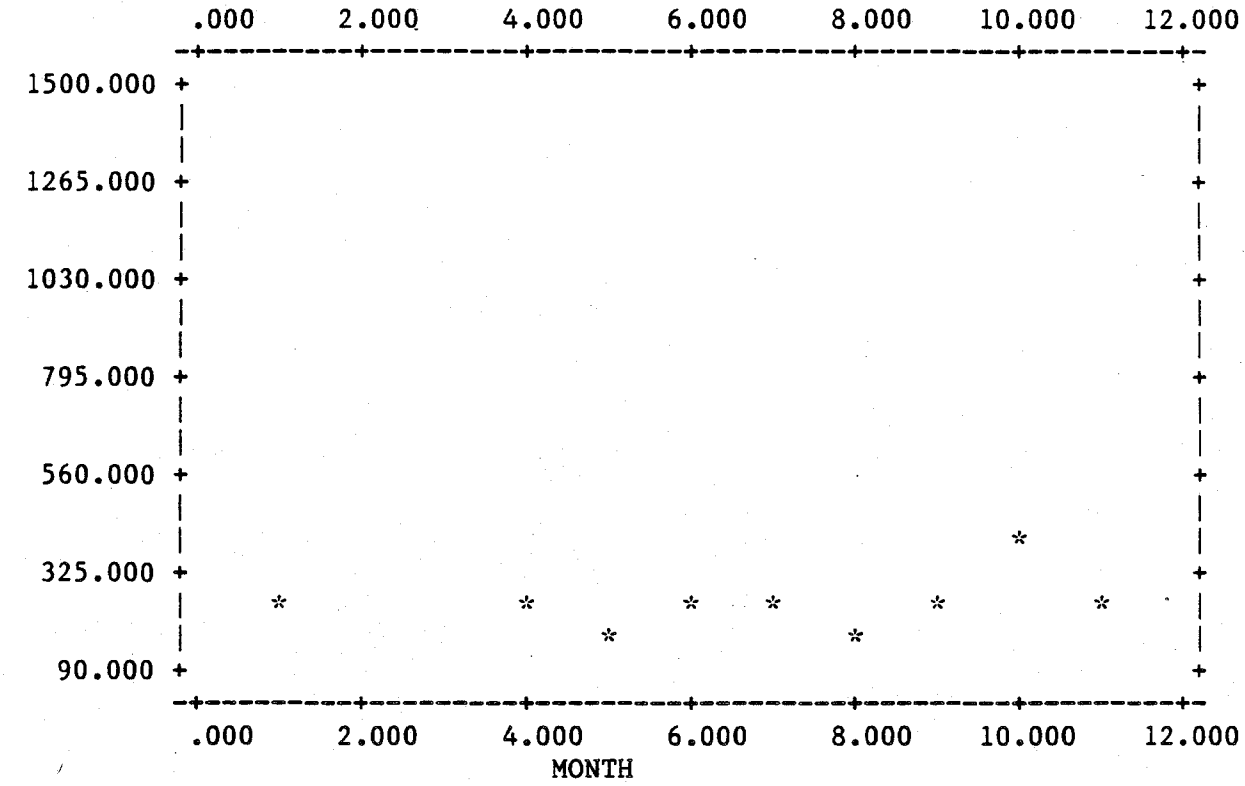

WELL = 1.00
LEAD IS PLOTTED WITH AN '*'

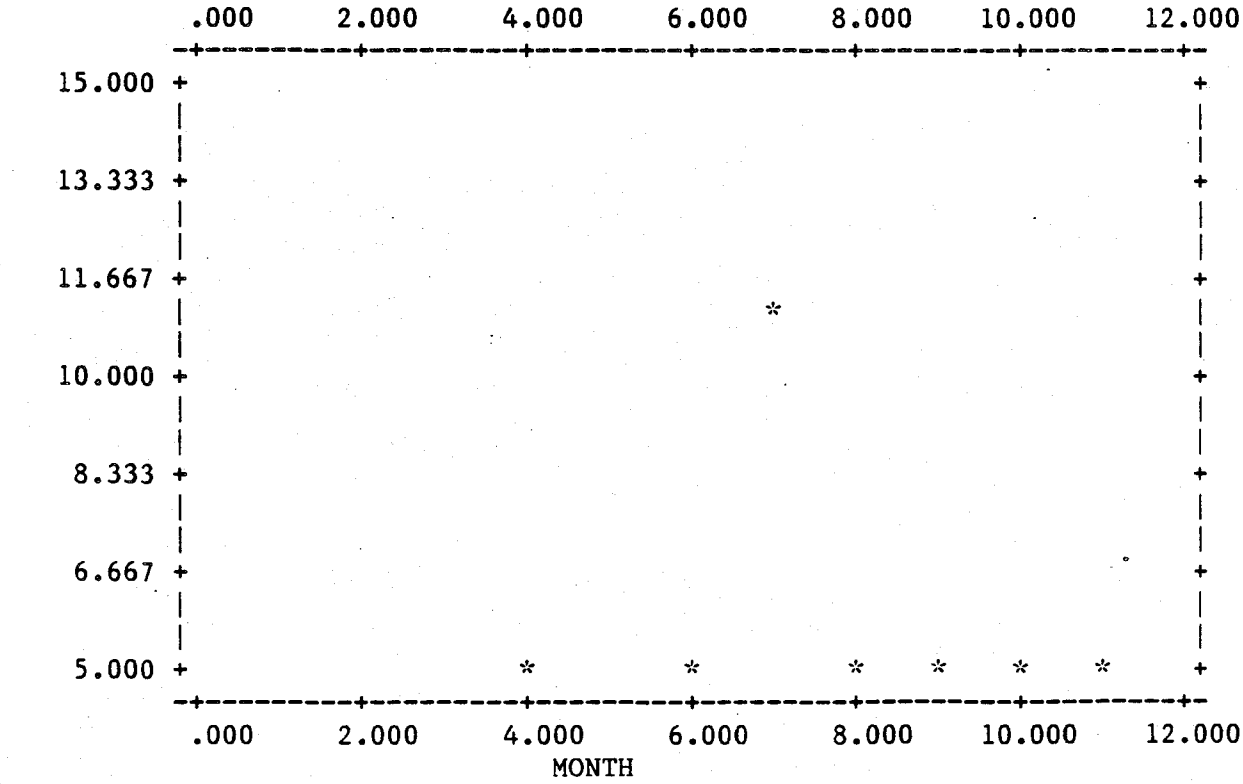

WELL = 2.00
LEAD IS PLOTTED WITH AN '*'

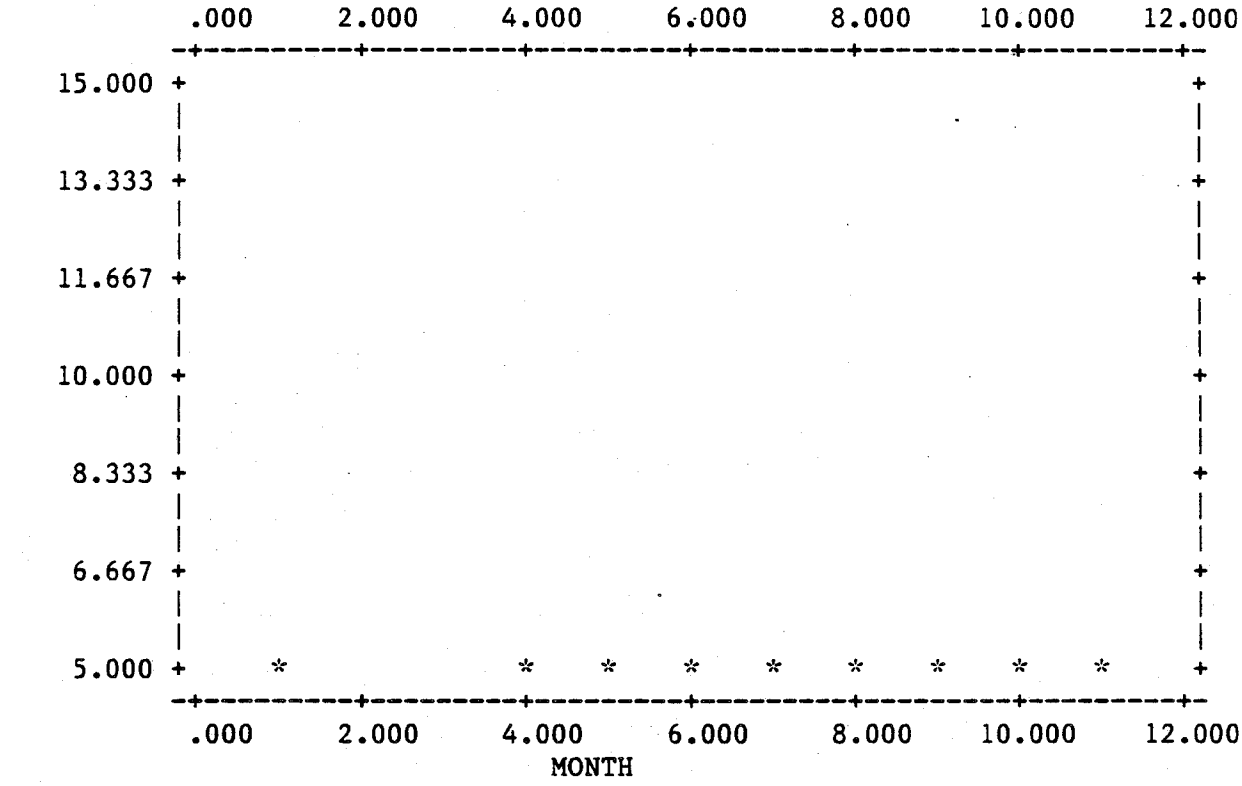

WELL = 3.00
LEAD IS PLOTTED WITH AN '*'

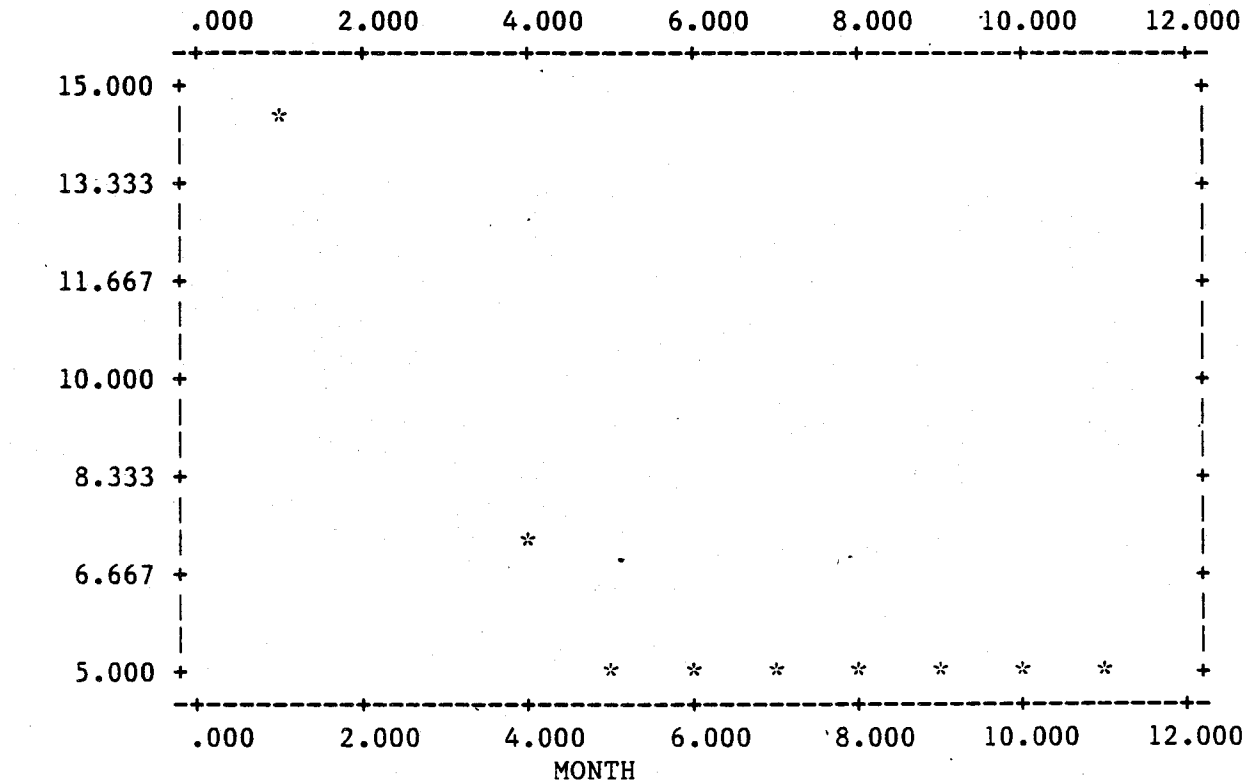

WELL = 4.00
LEAD IS PLOTTED WITH AN '*'

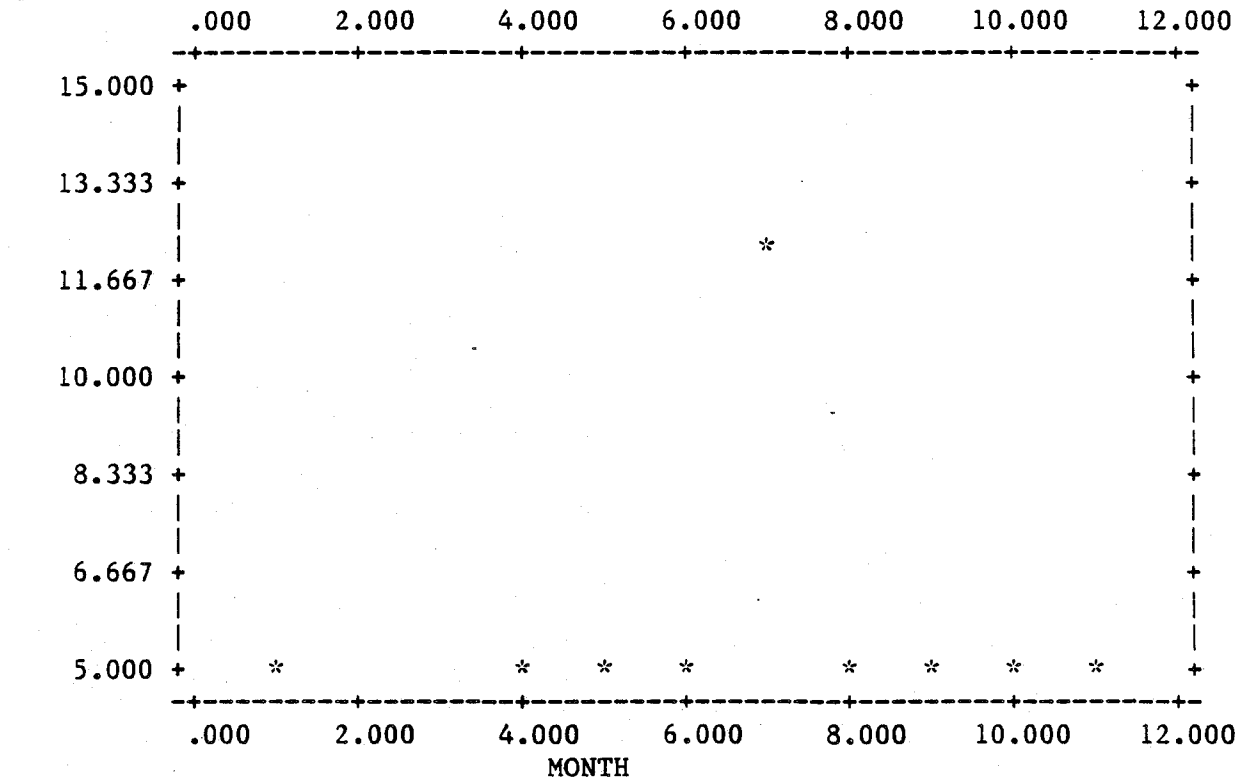

WELL = 5.00
LEAD IS PLOTTED WITH AN '*'

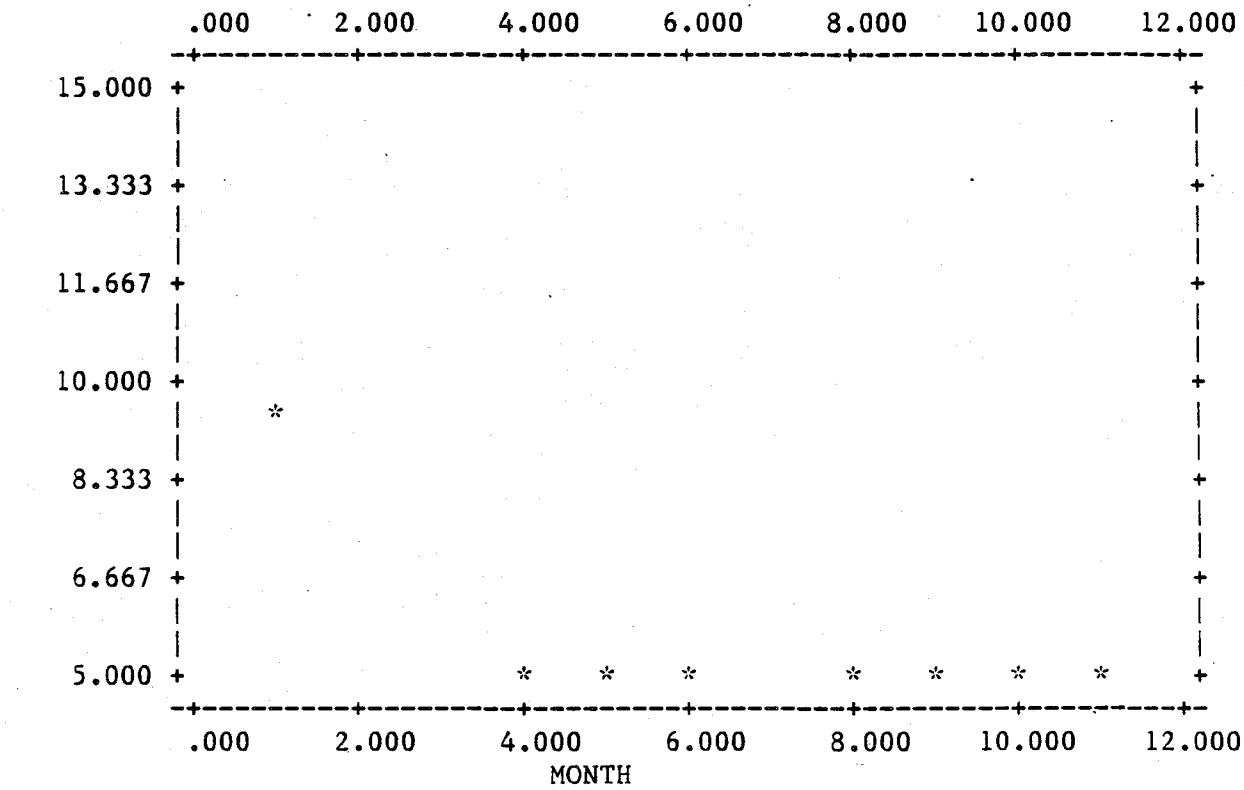

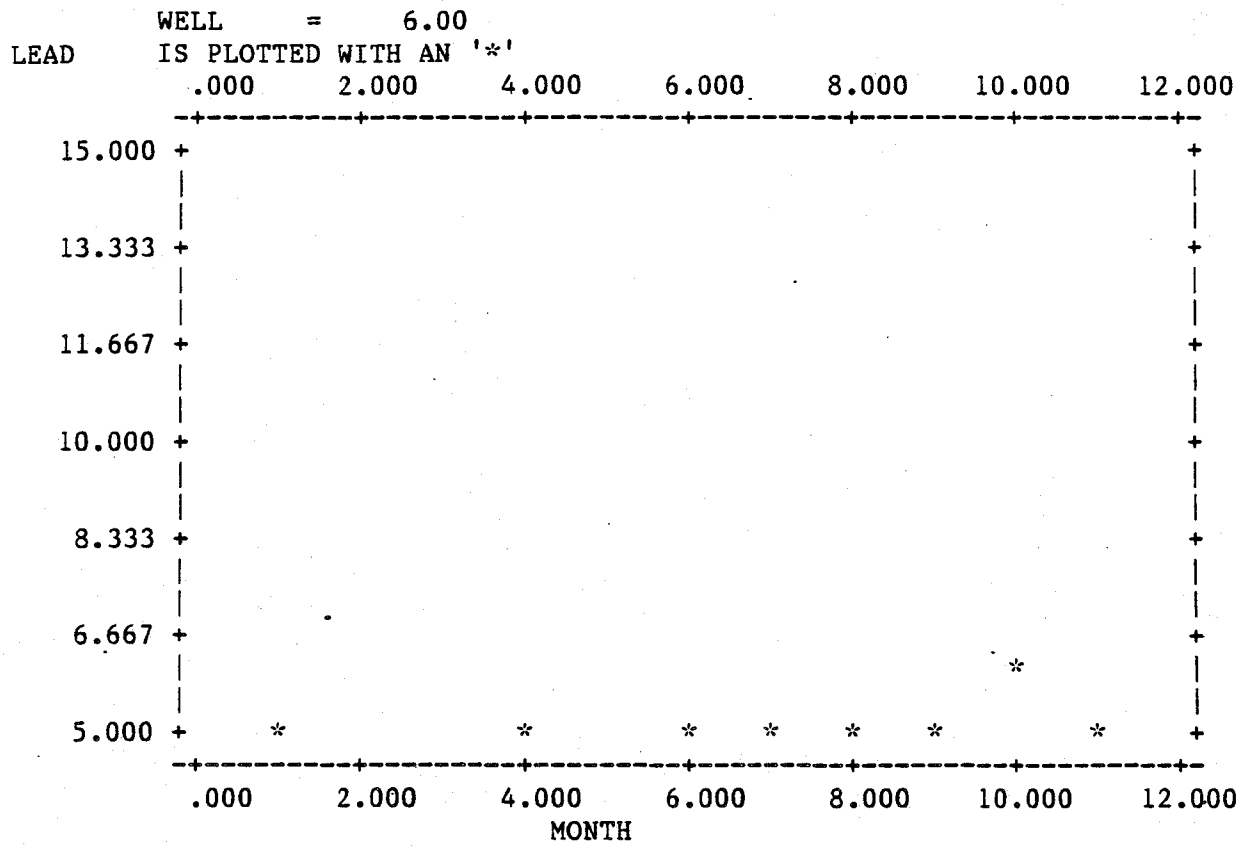
WELL = 6.00
LEAD
IS PLOTTED WITH AN '*'
.000 2.000 4.000 6.000 8.000 10.000 12.000
15.000
13.333
11.667
10.000
8.333
6.667
5.000
MONTH

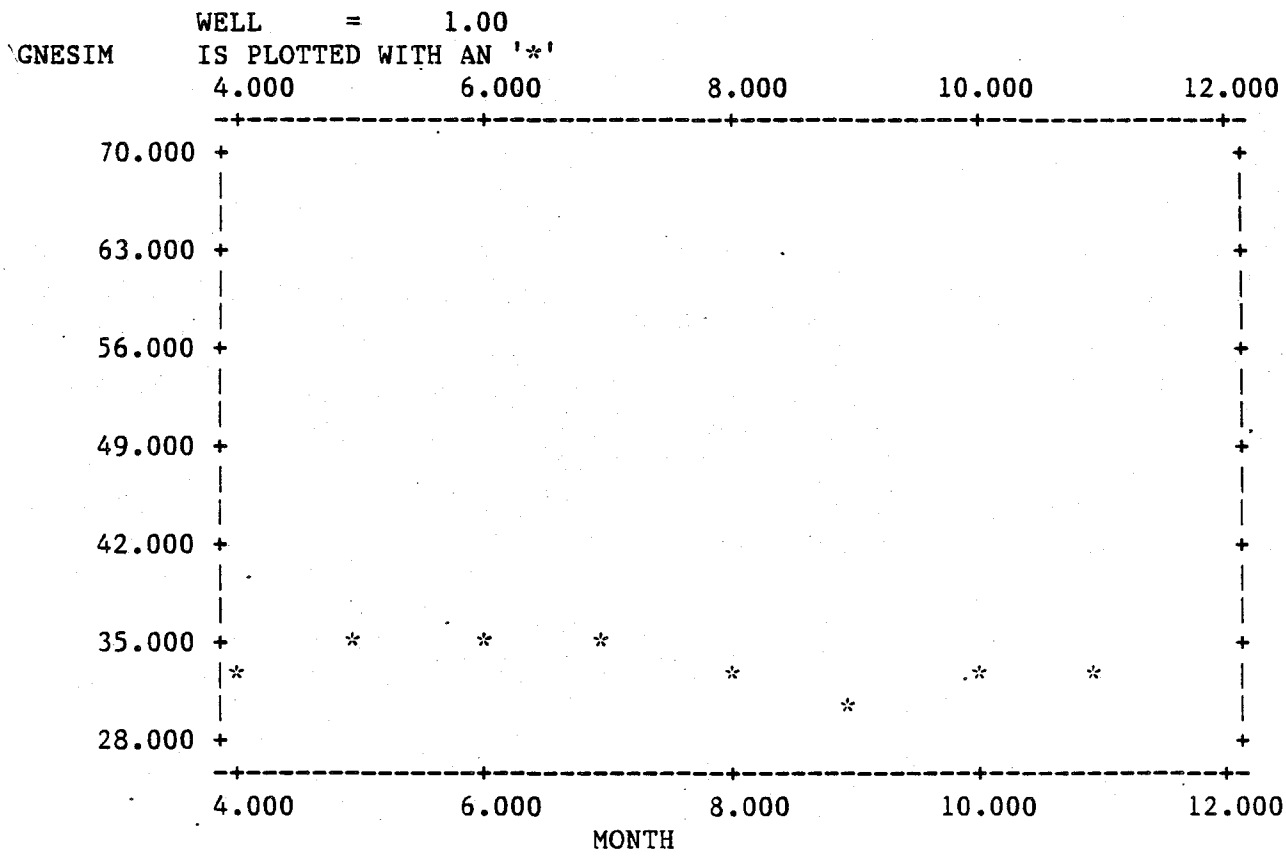
WELL = 1.00
GNESIM
IS PLOTTED WITH AN '*'
4.000 6.000 8.000 10.000 12.000
70.000
63.000
56.000
49.000
42.000
35.000
28.000
MONTH

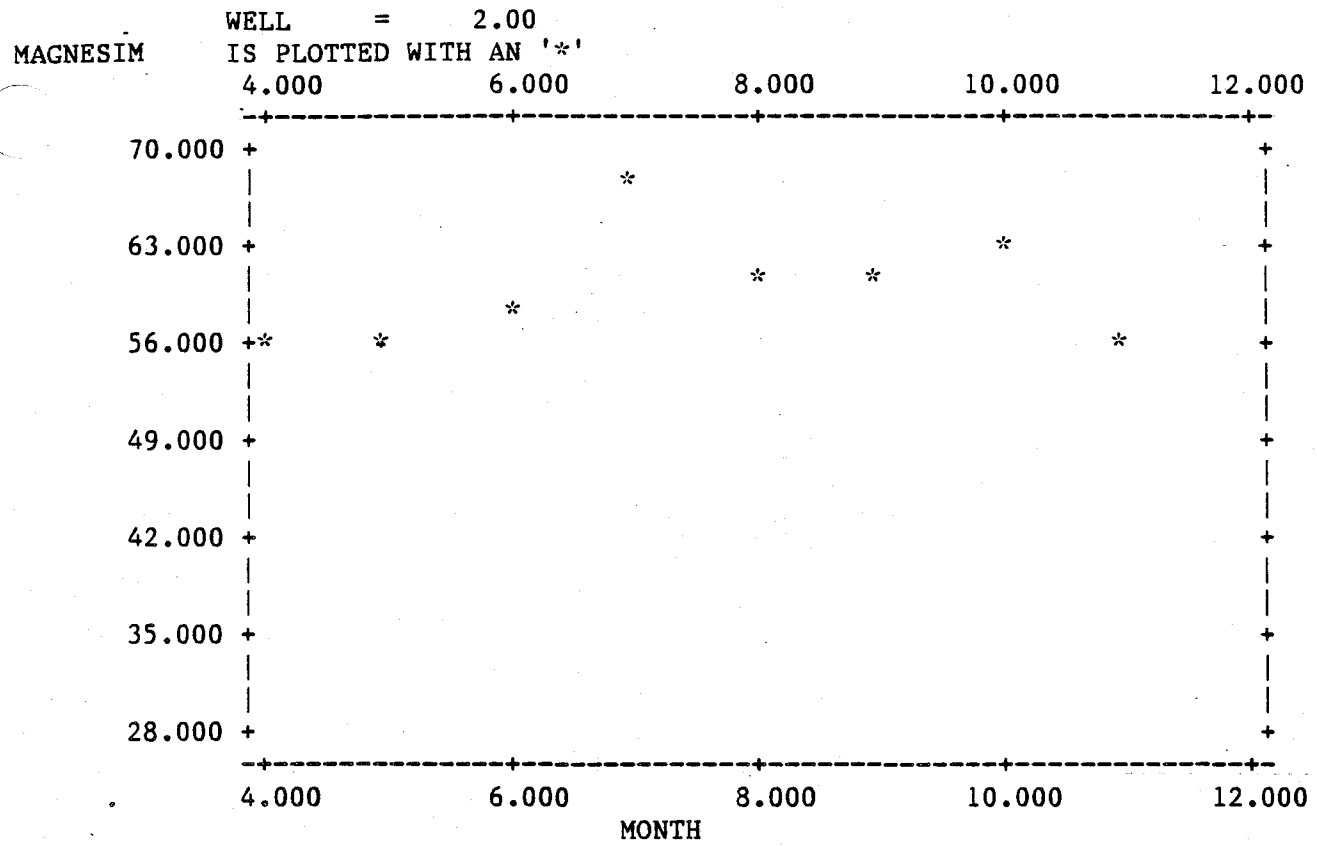
WELL = 2.00
MAGNESIM
IS PLOTTED WITH AN '*'
4.000
6.000
8.000
10.000
12.000
70.000
63.000
56.000
49.000
42.000
35.000
28.000
MONTH

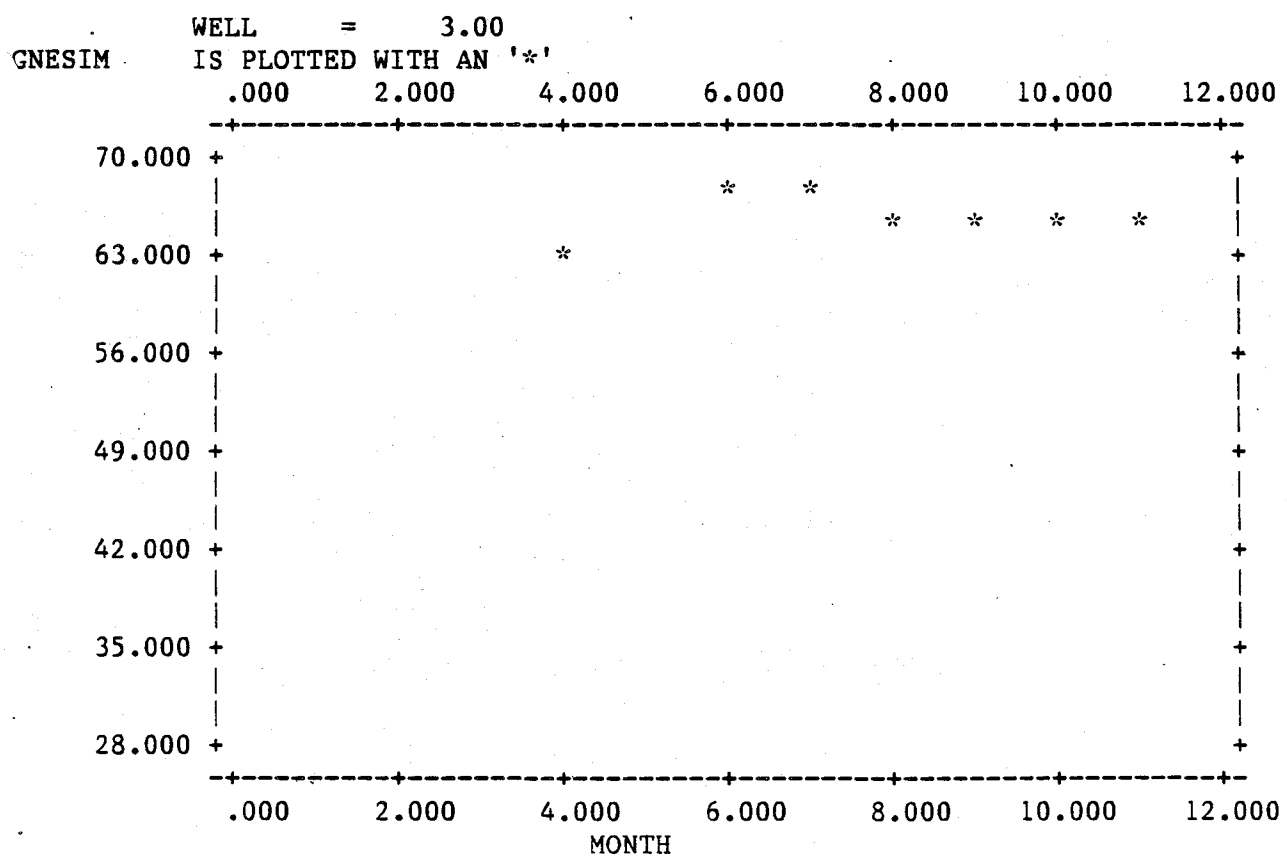
WELL = 3.00
GNESIM
IS PLOTTED WITH AN '*'
.000
2.000
4.000
6.000
8.000
10.000
12.000
70.000
63.000
56.000
49.000
42.000
35.000
28.000
MONTH

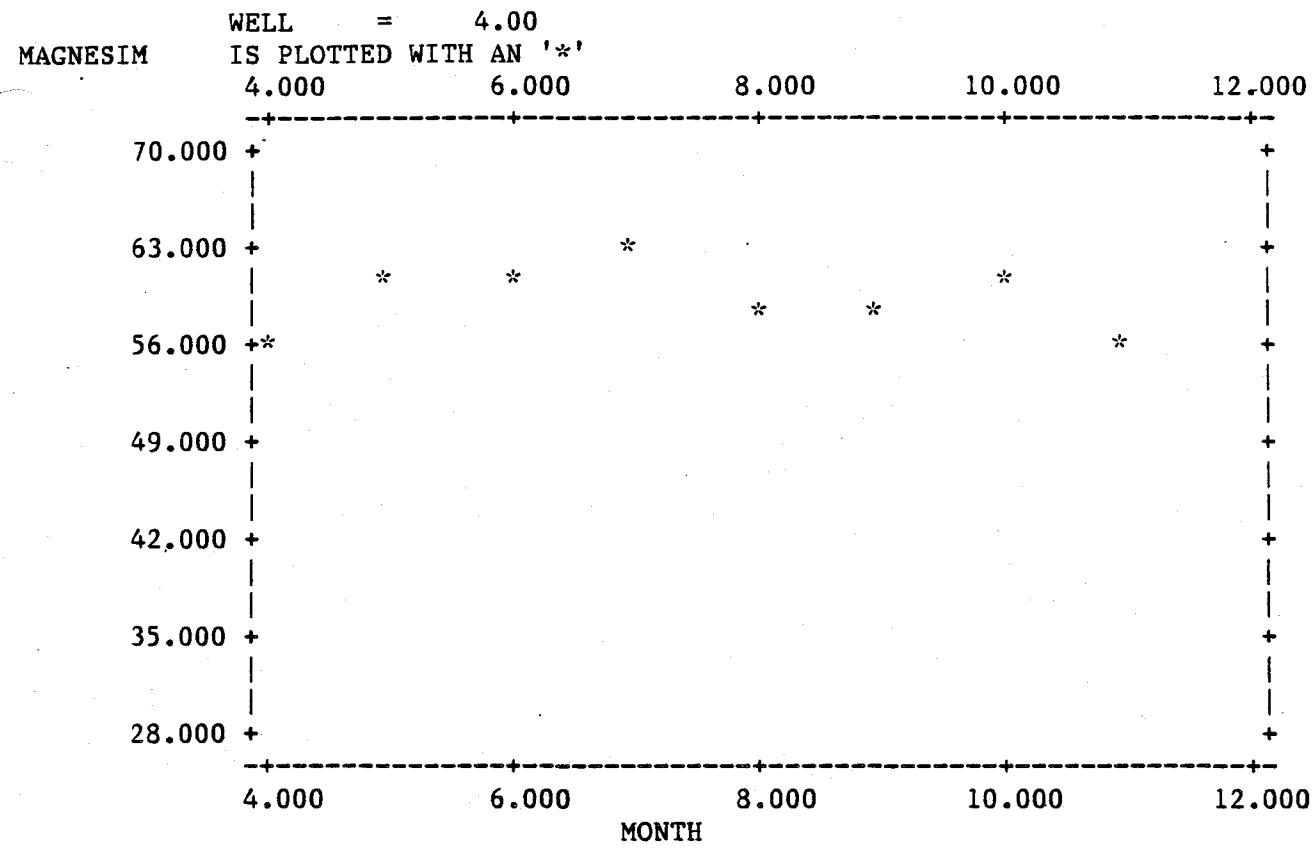
WELL = 4.00
MAGNESIM
IS PLOTTED WITH AN '*'
4.000
6.000
8.000
10.000
12.000
70.000
63.000
56.000
49.000
42.000
35.000
28.000
MONTH

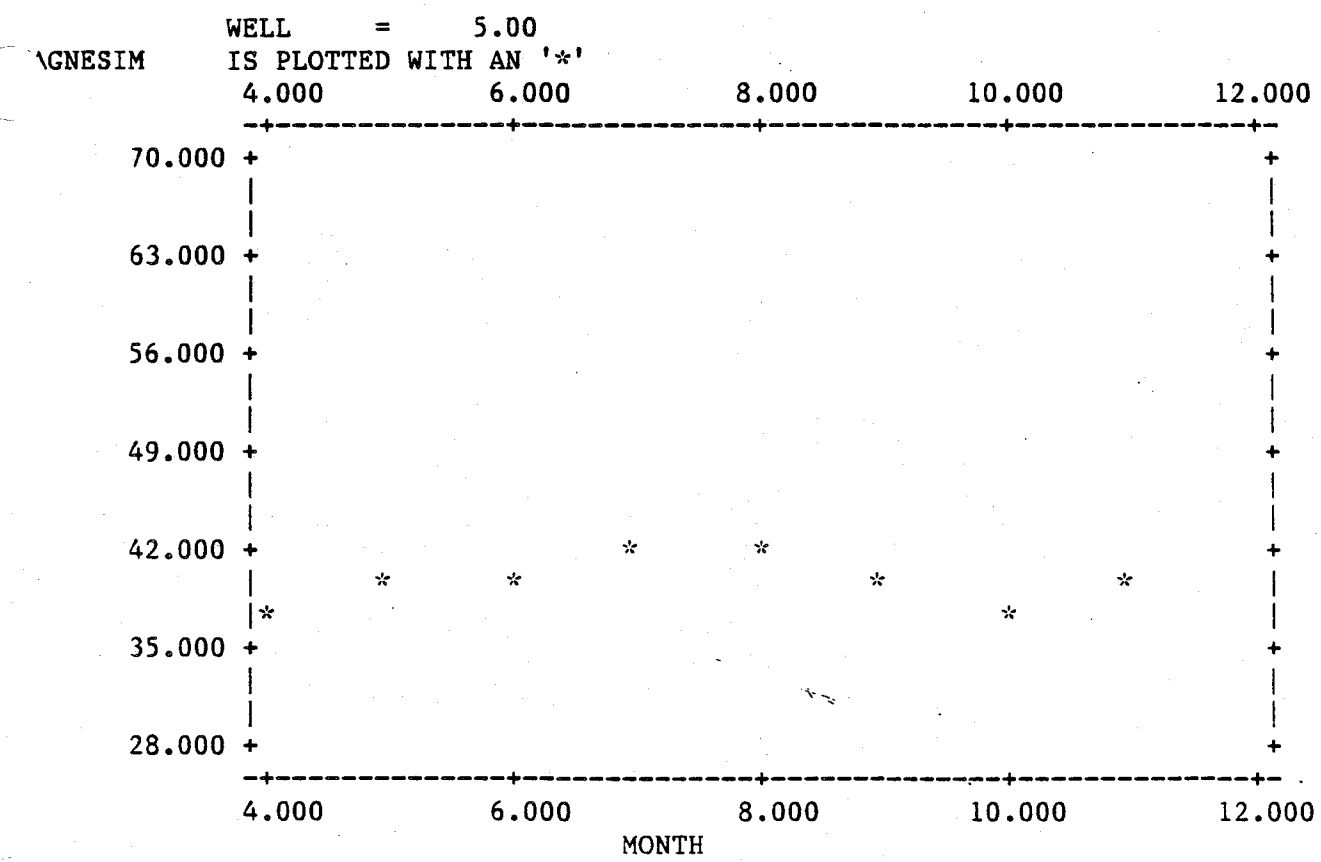
WELL = 5.00
AGNESIM
IS PLOTTED WITH AN '*'
4.000
6.000
8.000
10.000
12.000
70.000
63.000
56.000
49.000
42.000
35.000
28.000
MONTH

WELL = 6.00
MAGNESIM IS PLOTTED WITH AN '*'

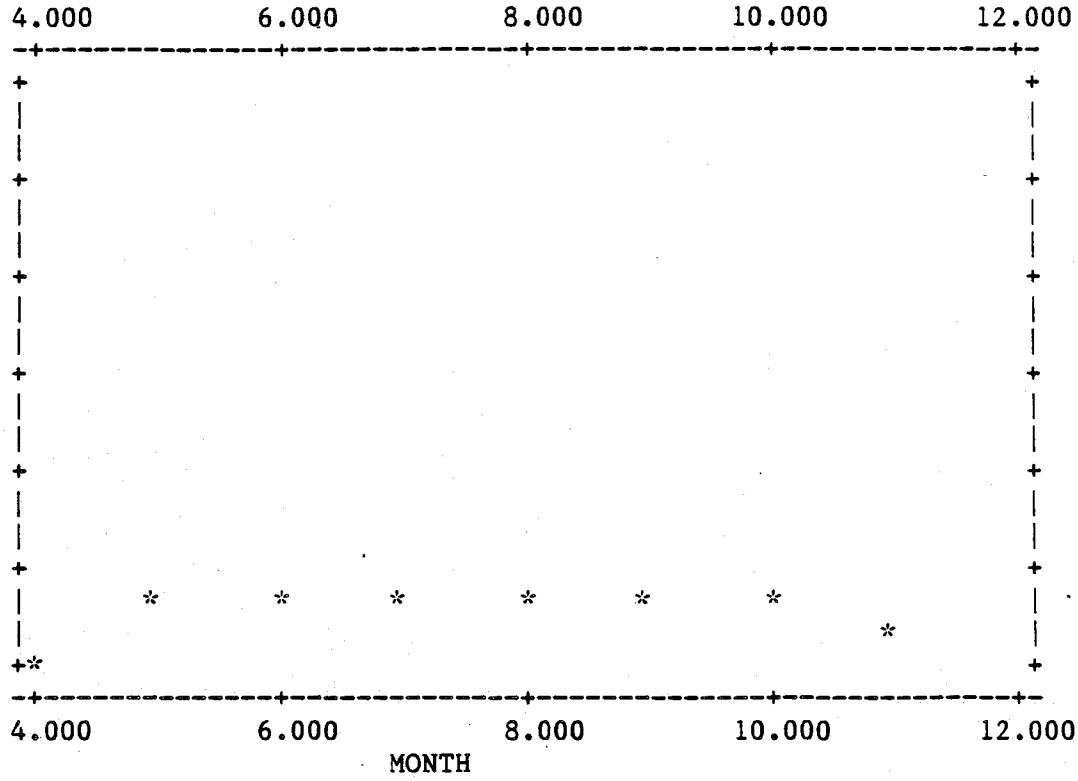

WELL = 1.00
NGANSE IS PLOTTED WITH AN '*'

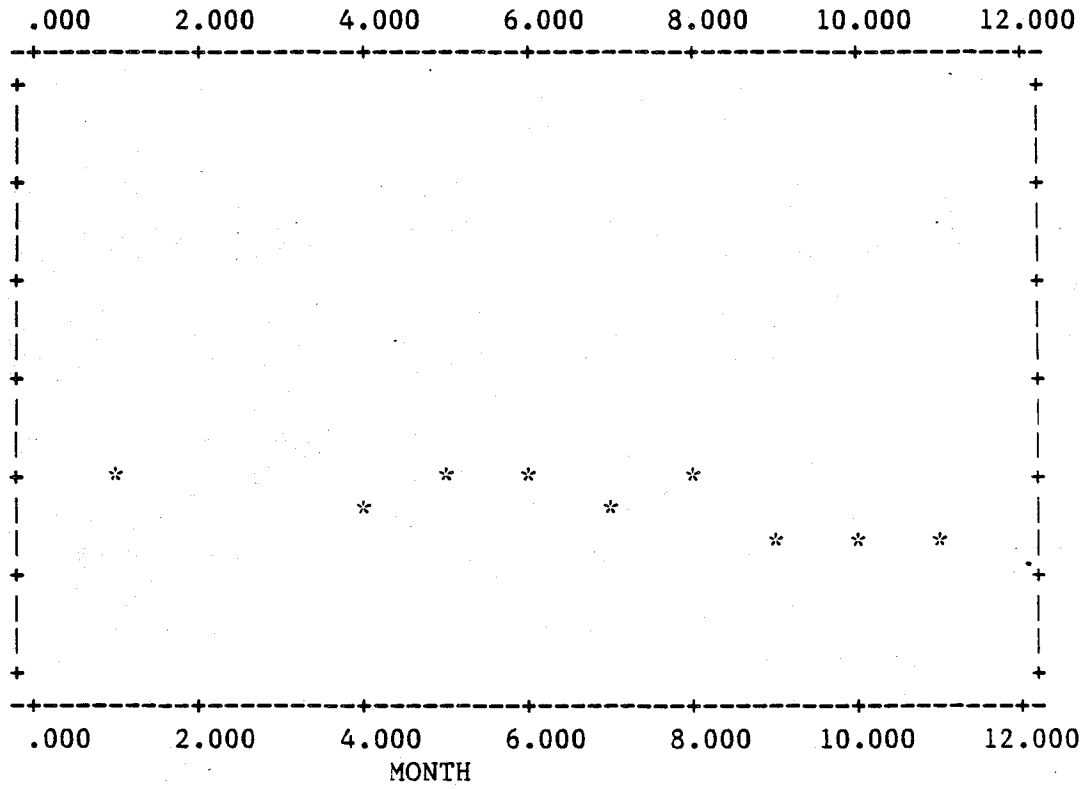

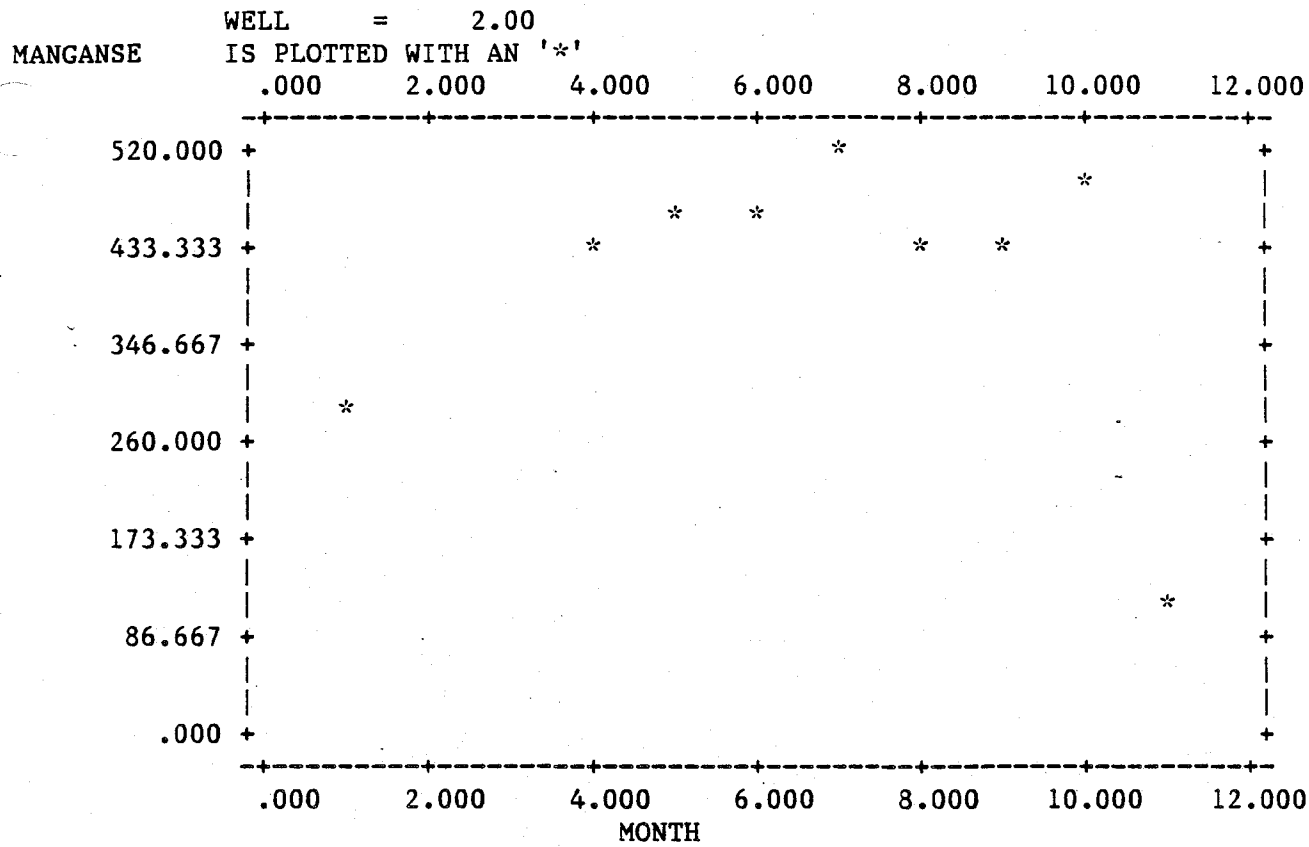
WELL = 2.00
MANGANSE
IS PLOTTED WITH AN '*'
.000 2.000 4.000 6.000 8.000 10.000 12.000
520.000
433.333
346.667
260.000
173.333
86.667
.000
.000 2.000 4.000 6.000 8.000 10.000 12.000
MONTH

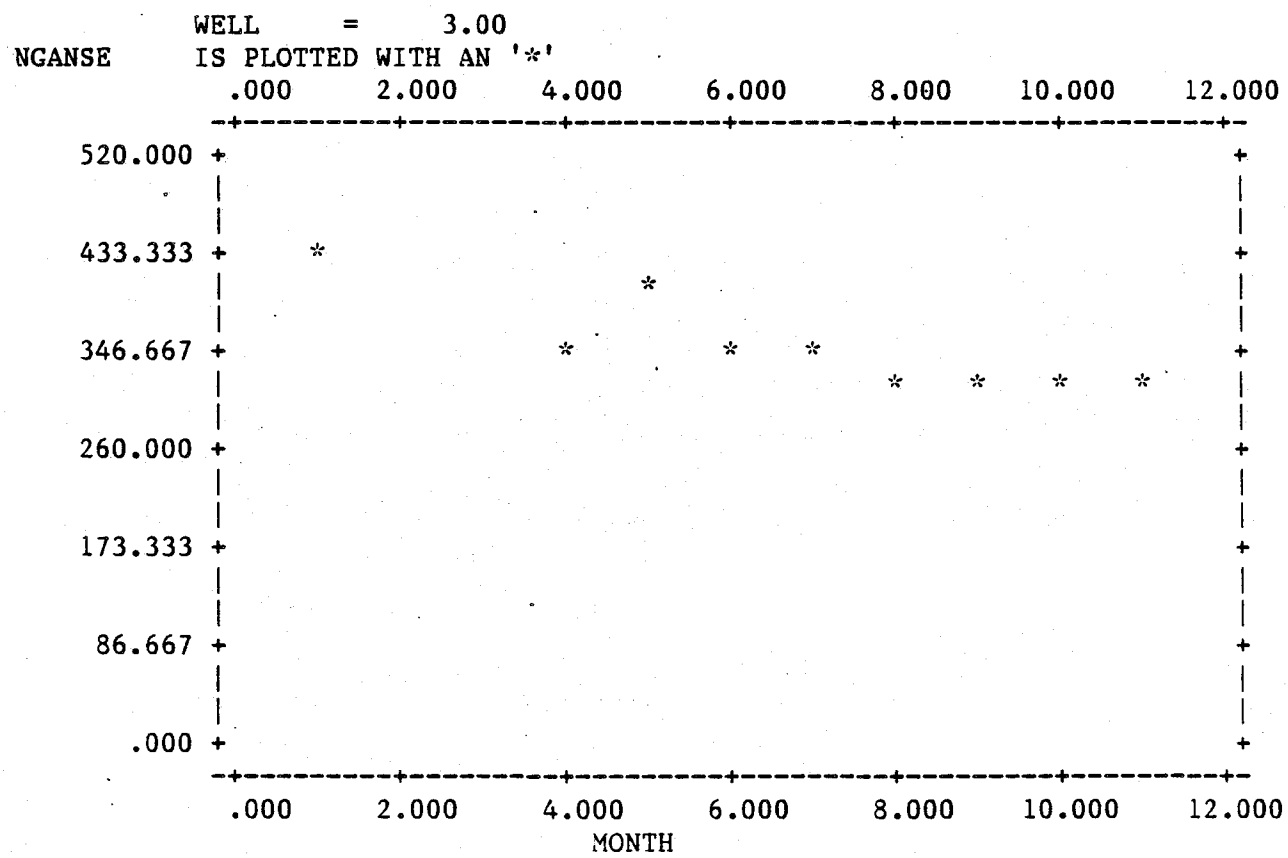
WELL = 3.00
NGANSE
IS PLOTTED WITH AN '*'
.000 2.000 4.000 6.000 8.000 10.000 12.000
520.000
433.333
346.667
260.000
173.333
86.667
.000
.000 2.000 4.000 6.000 8.000 10.000 12.000
MONTH

WELL = 4.00
MANGANSE IS PLOTTED WITH AN '*'

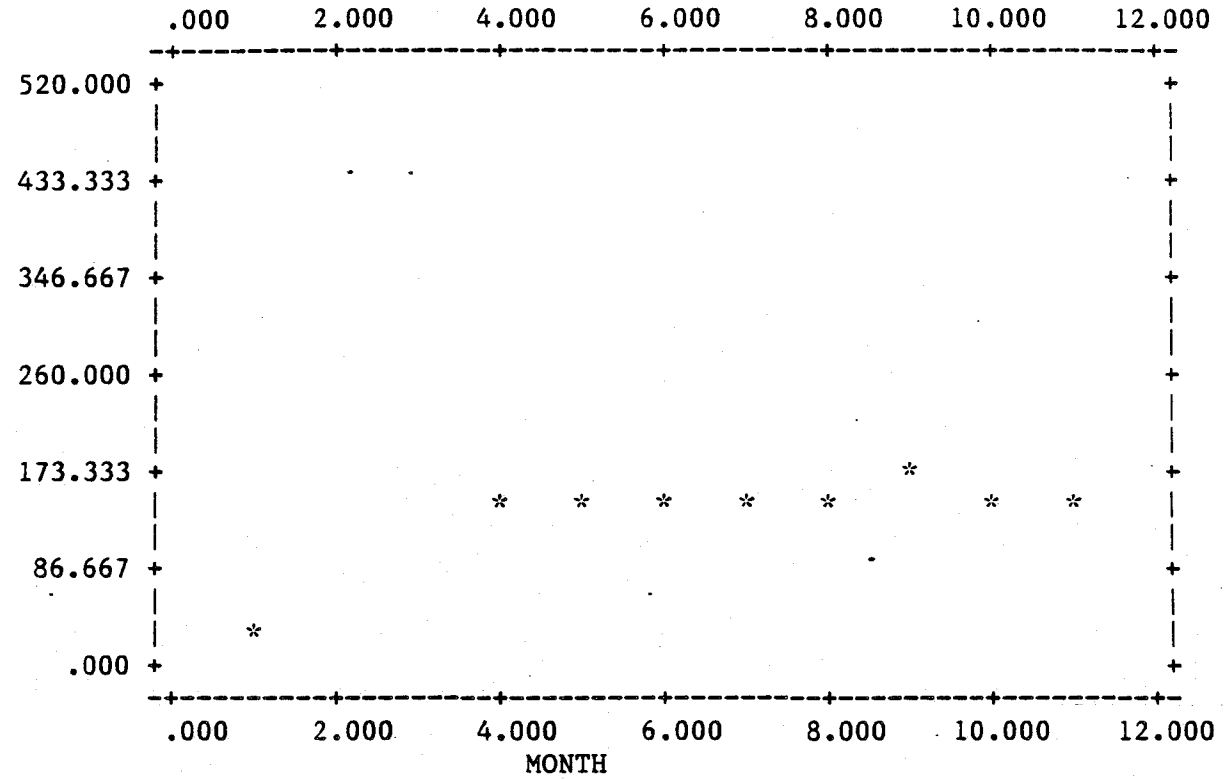

WELL = 5.00
NGANSE IS PLOTTED WITH AN '*'

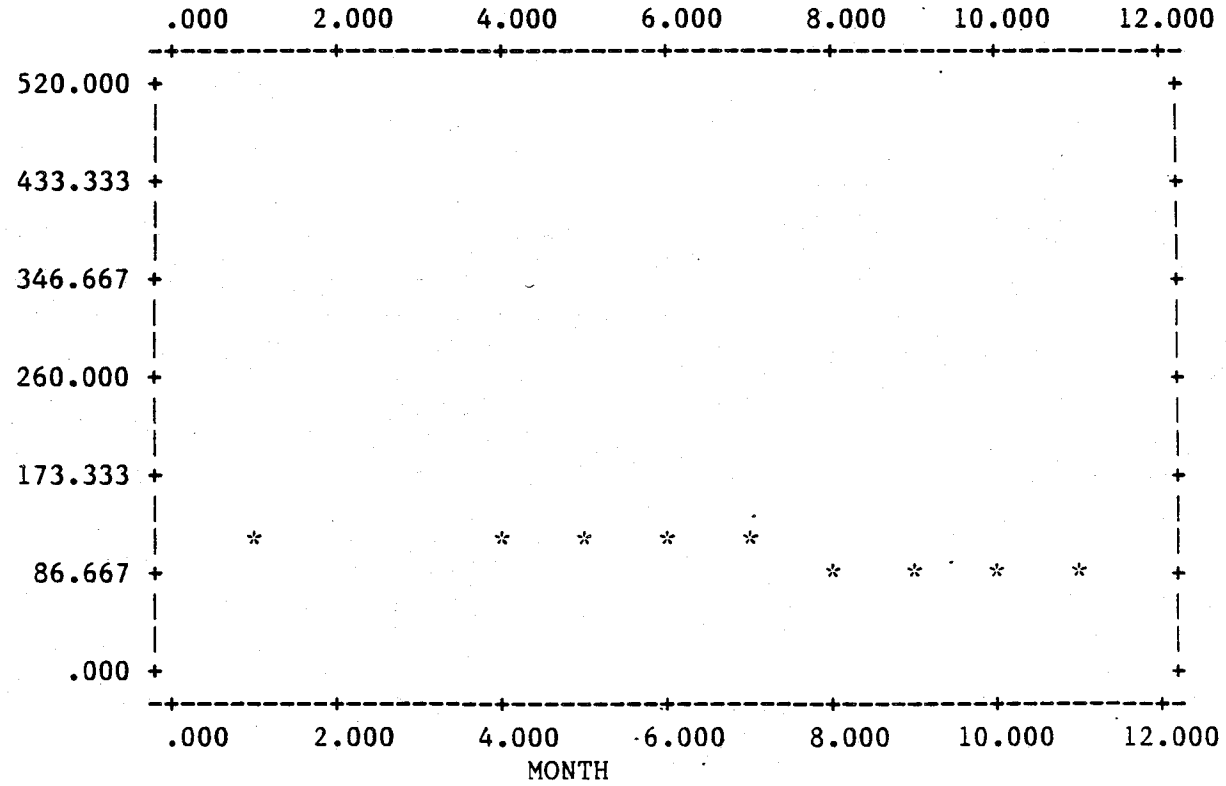

MANGANSE

WELL = 6.00
IS PLOTTED WITH AN '*'

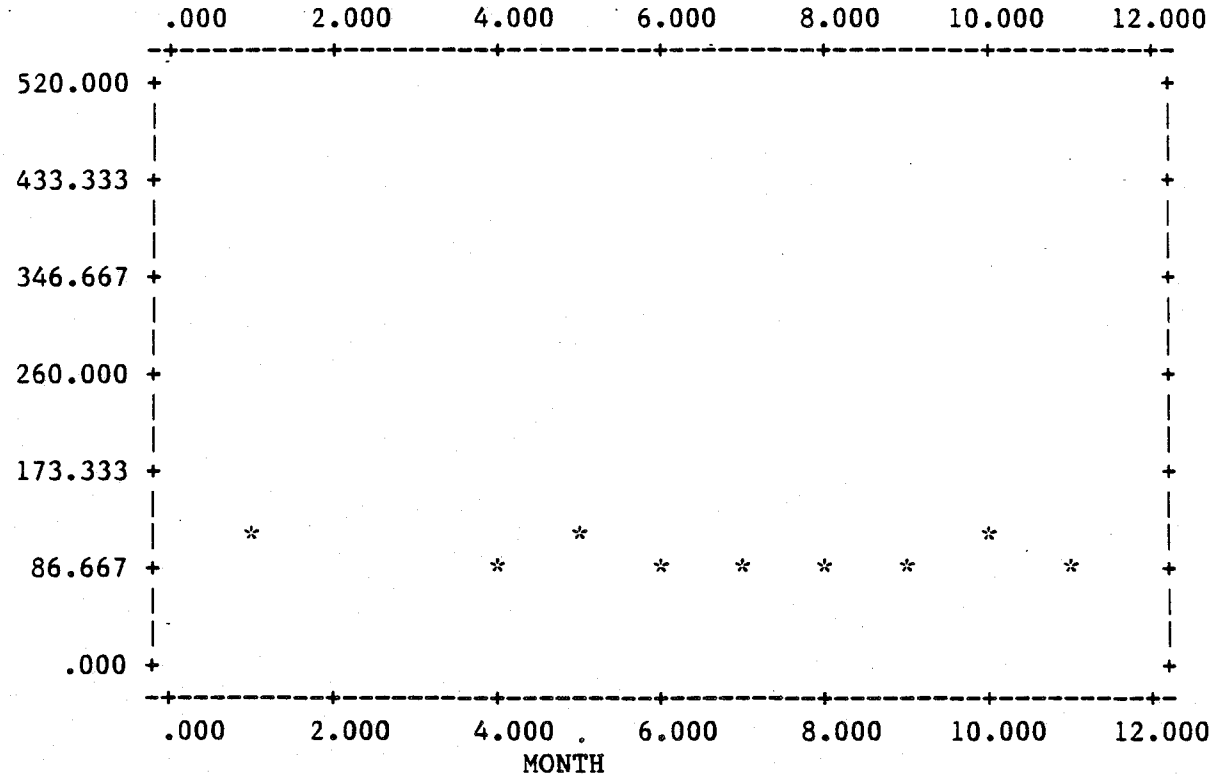

MERCURY

WELL = 1.00
IS PLOTTED WITH AN '*'

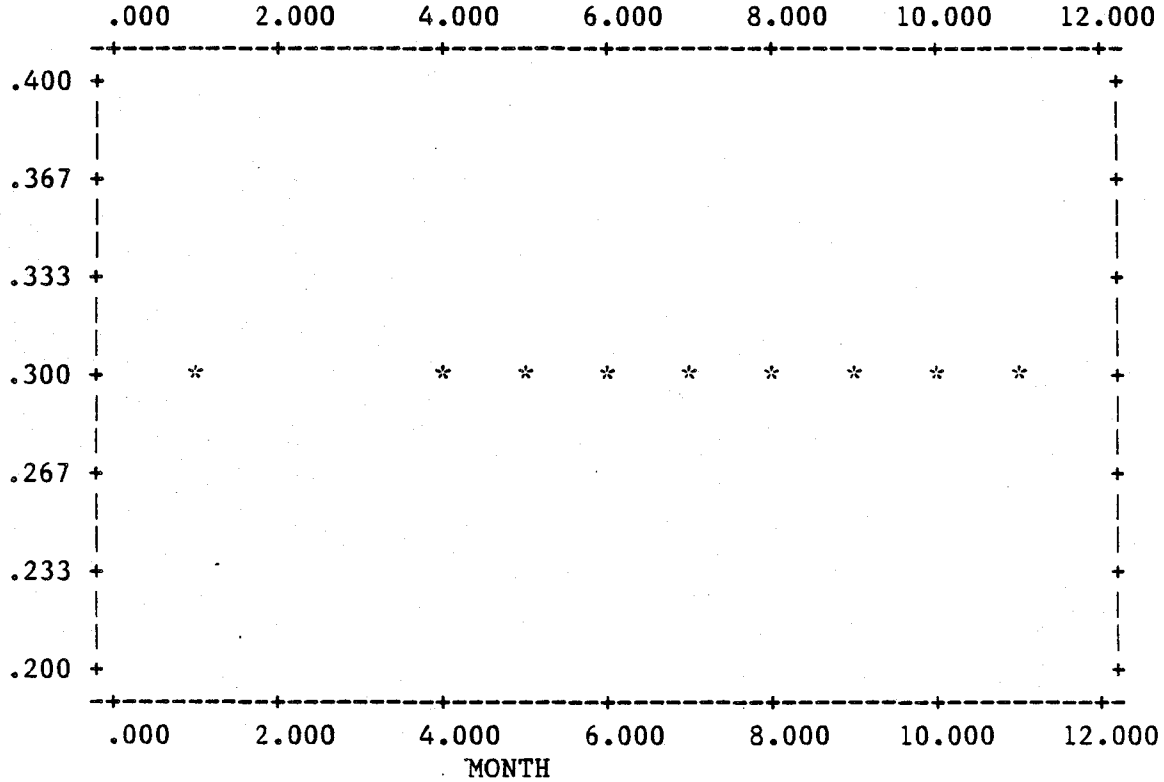

MERCURY

WELL = 2.00
IS PLOTTED WITH AN '*'

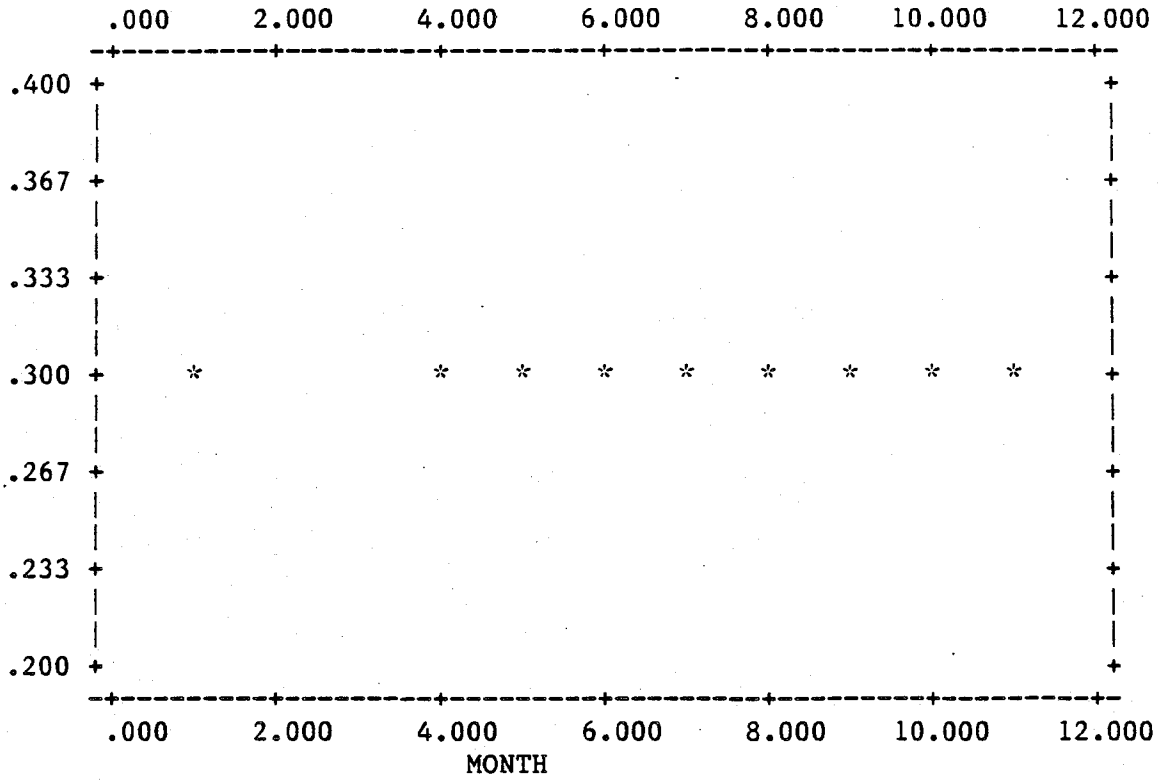

MERCURY

WELL = 3.00
IS PLOTTED WITH AN '*'

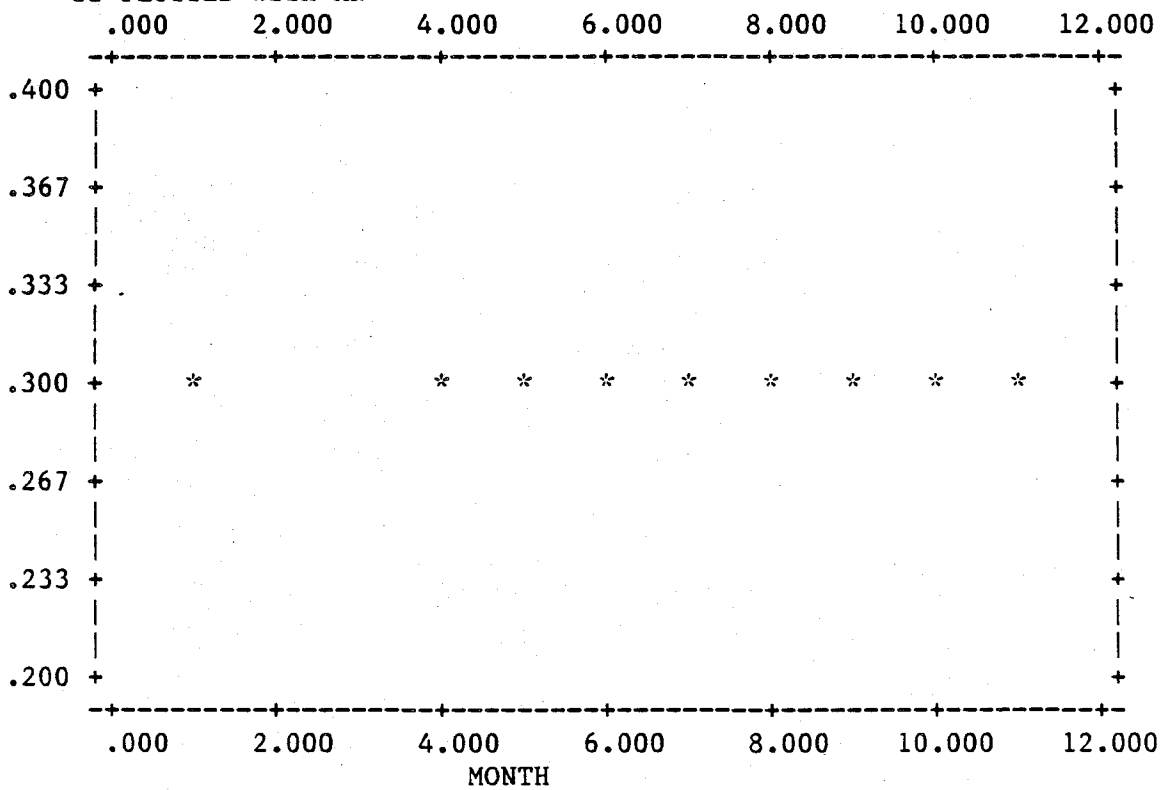

```
                WELL      =      4.00
MERCURY         IS PLOTTED WITH AN '*'
                  .000      2.000      4.000      6.000      8.000     10.000     12.000
                 -+---------+---------+---------+---------+---------+---------+-
            .400 +                                                             +
                 |                                                             |
                 |                                                             |
            .367 +                                                             +
                 |                                                             |
                 |                                                             |
            .333 +                                                             +
                 |                                                             |
                 |                                                             |
            .300 +     *              *    *    *    *    *    *    *    *     +
                 |                                                             |
                 |                                                             |
            .267 +                                                             +
                 |                                                             |
                 |                                                             |
            .233 +                                                             +
                 |                                                             |
                 |                                                             |
            .200 +                                                             +
                 -+---------+---------+---------+---------+---------+---------+-
                  .000      2.000      4.000      6.000      8.000     10.000     12.000
                                          MONTH
```

```
                WELL      =      5.00
MERCURY         IS PLOTTED WITH AN '*'
                  .000      2.000      4.000      6.000      8.000     10.000     12.000
                 -+---------+---------+---------+---------+---------+---------+-
            .400 +                                                             +
                 |                                                             |
                 |                                                             |
            .367 +                                                             +
                 |                                                             |
                 |                                                             |
            .333 +                                                             +
                 |                                                             |
                 |                                                             |
            .300 +     *              *    *    *    *    *    *    *    *     +
                 |                                                             |
                 |                                                             |
            .267 +                                                             +
                 |                                                             |
                 |                                                             |
            .233 +                                                             +
                 |                                                             |
                 |                                                             |
            .200 +                                                             +
                 -+---------+---------+---------+---------+---------+---------+-
                  .000      2.000      4.000      6.000      8.000     10.000     12.000
                                          MONTH
```

MERCURY

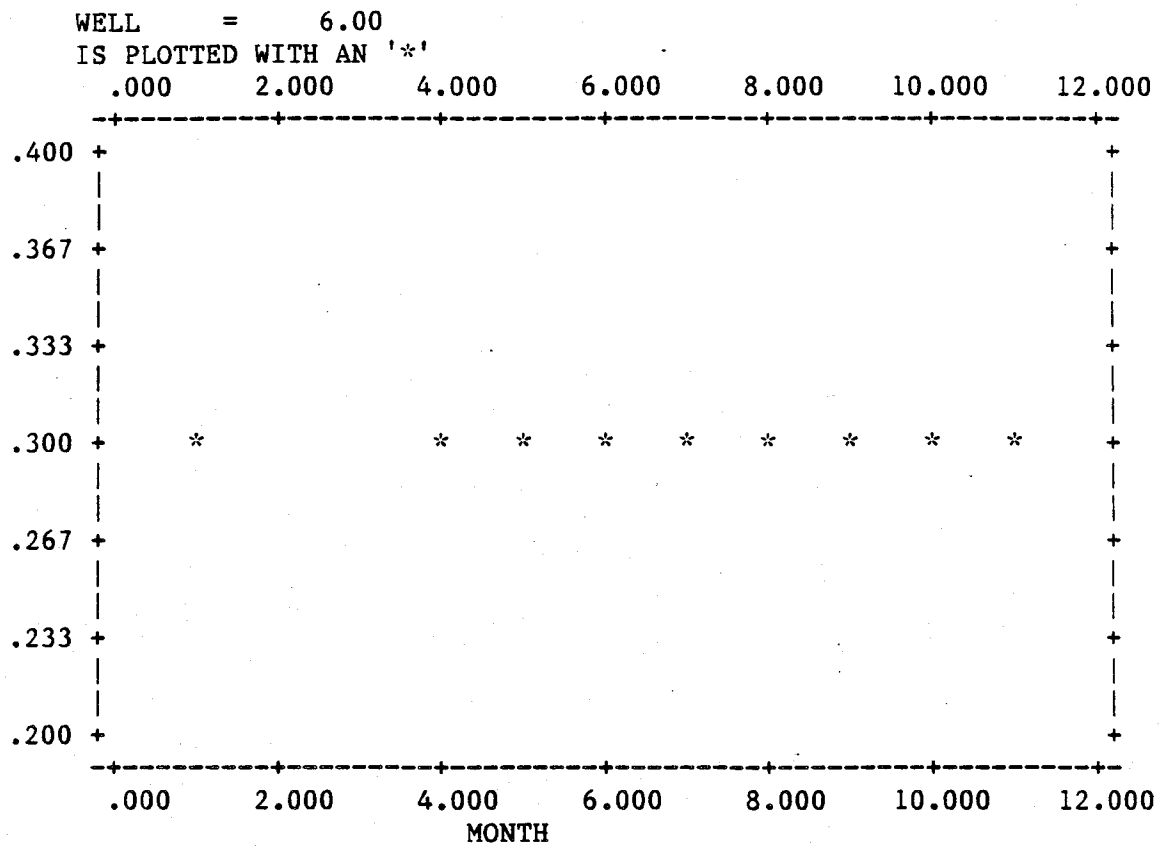

NICKEL

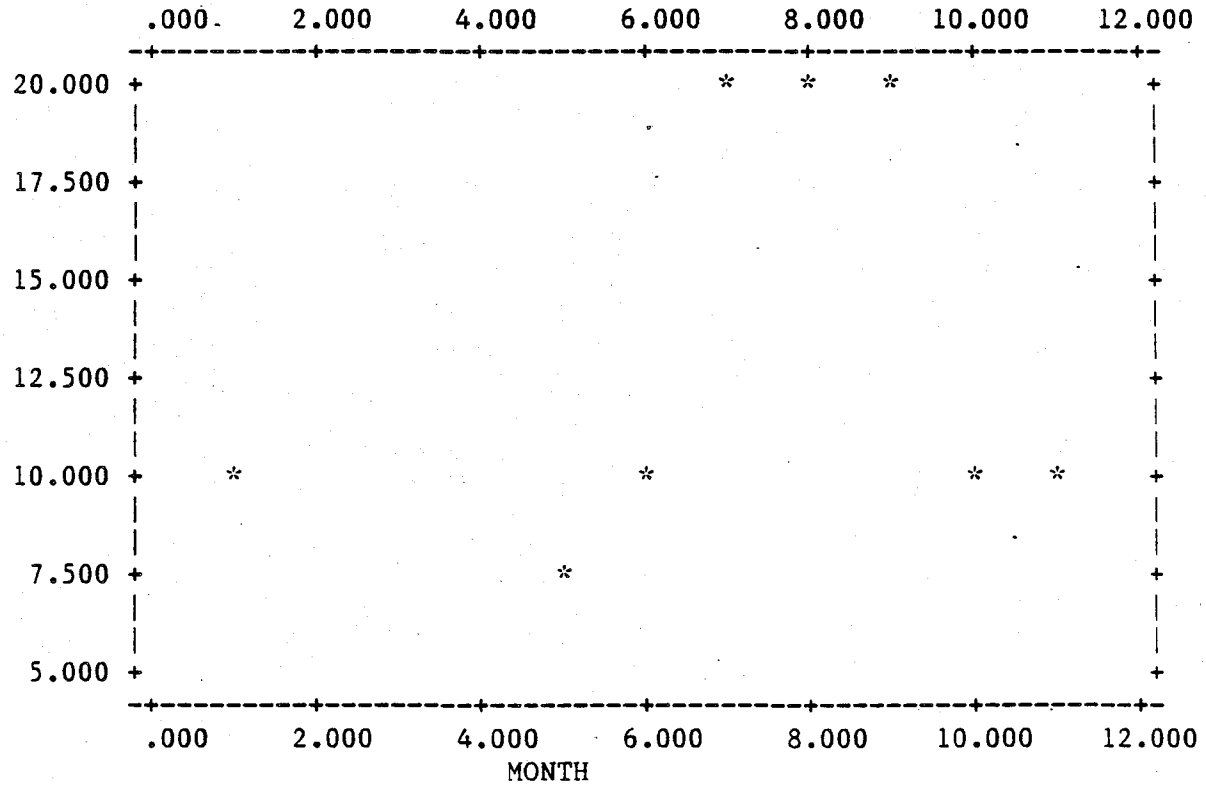

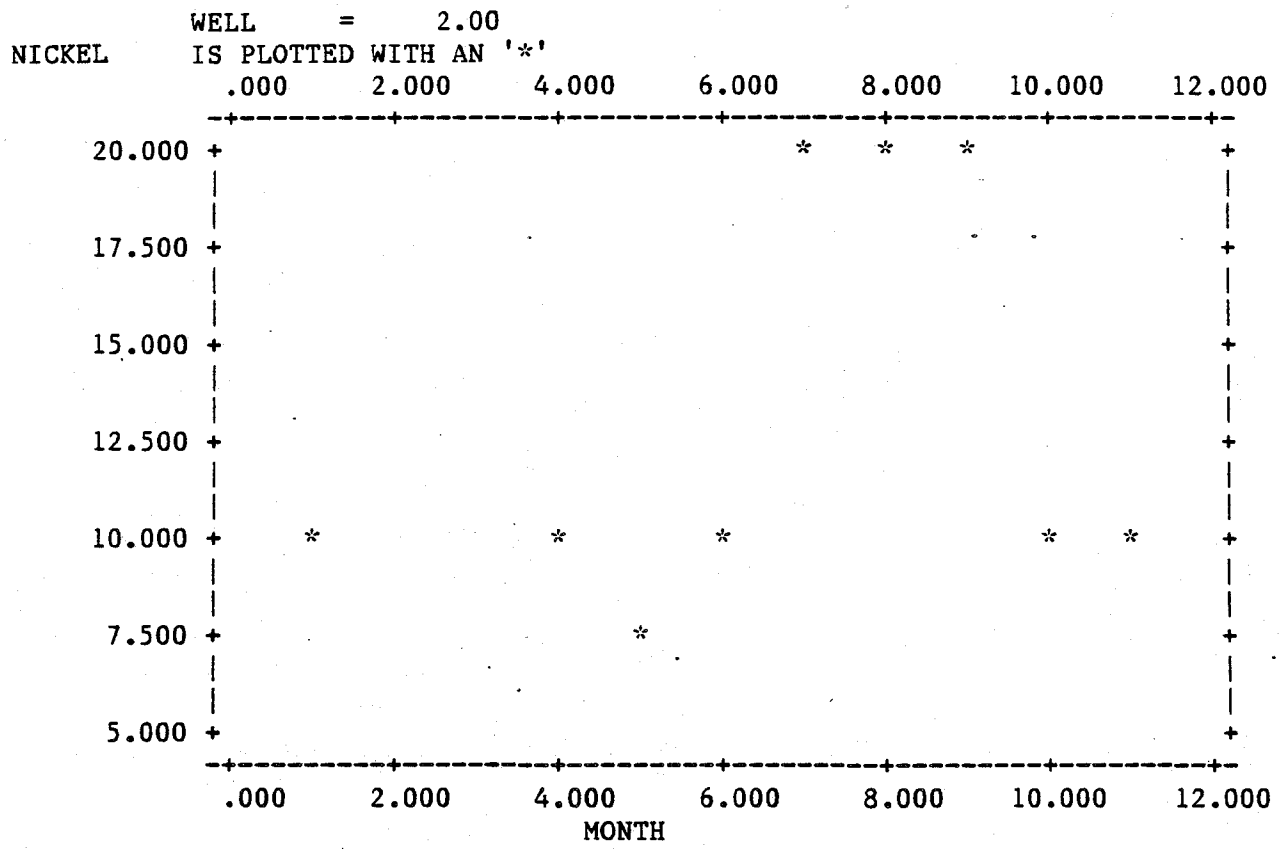
WELL = 2.00
NICKEL IS PLOTTED WITH AN '*'
.000 2.000 4.000 6.000 8.000 10.000 12.000
20.000
17.500
15.000
12.500
10.000
7.500
5.000
MONTH

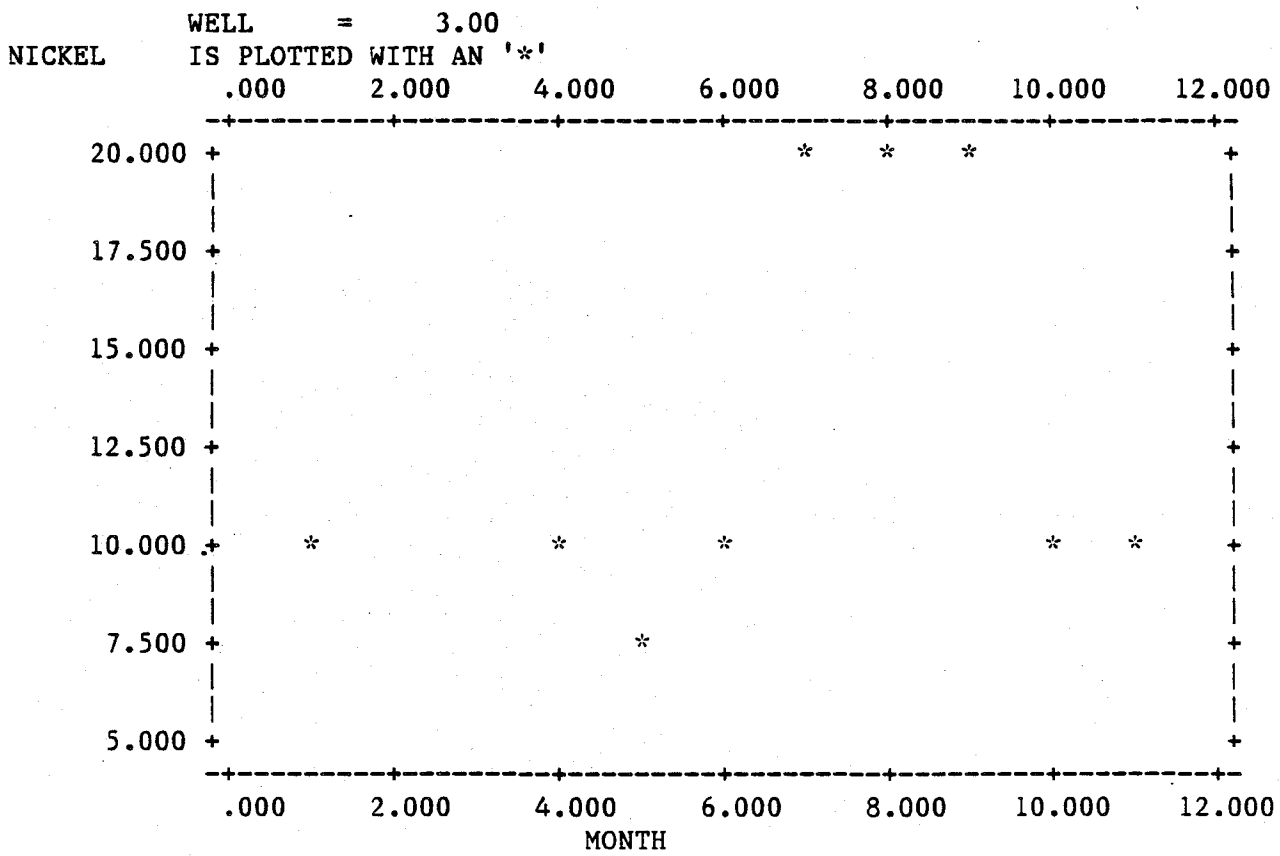
WELL = 3.00
NICKEL IS PLOTTED WITH AN '*'
.000 2.000 4.000 6.000 8.000 10.000 12.000
20.000
17.500
15.000
12.500
10.000
7.500
5.000
MONTH

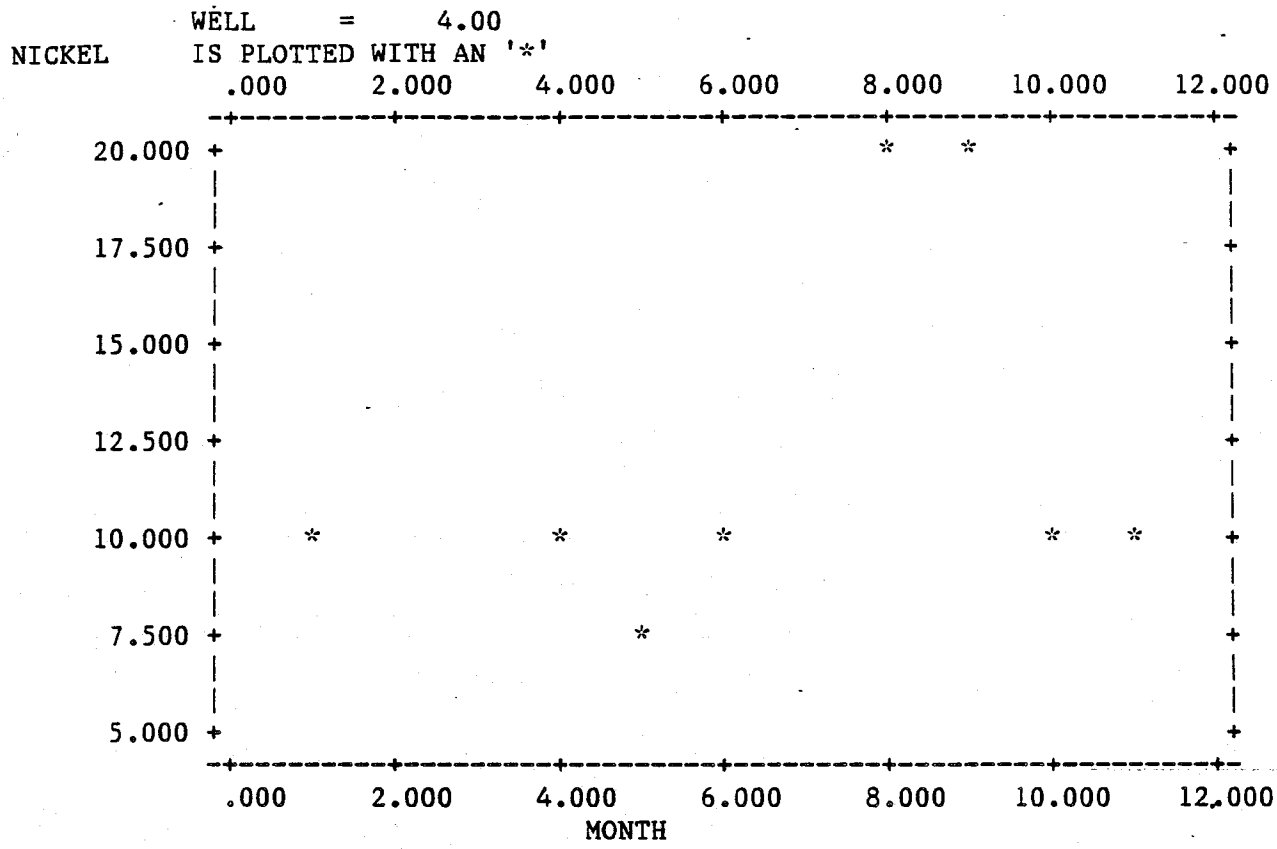
WELL = 4.00
NICKEL IS PLOTTED WITH AN '*'
.000 2.000 4.000 6.000 8.000 10.000 12.000
20.000
17.500
15.000
12.500
10.000
7.500
5.000
MONTH

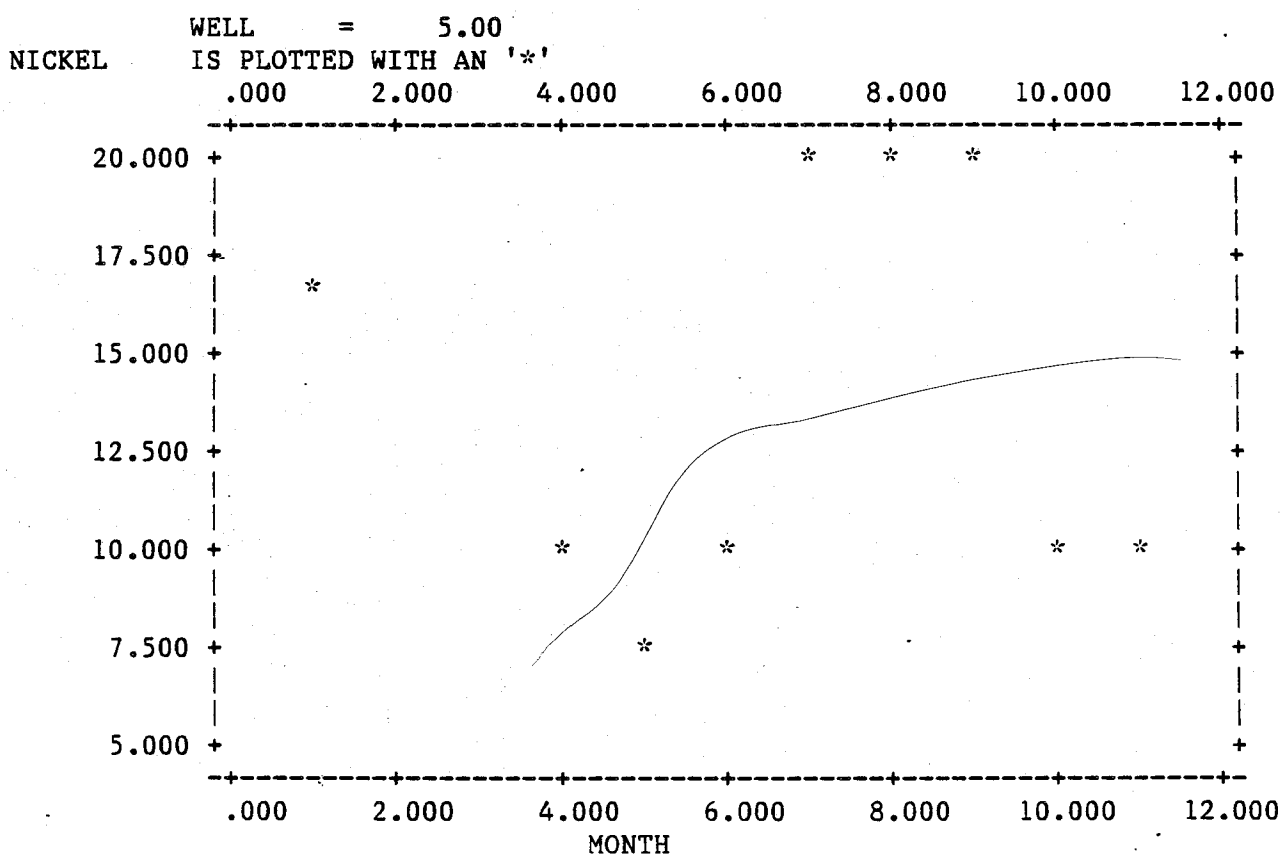
WELL = 5.00
NICKEL IS PLOTTED WITH AN '*'
.000 2.000 4.000 6.000 8.000 10.000 12.000
20.000
17.500
15.000
12.500
10.000
7.500
5.000
MONTH

NICKEL

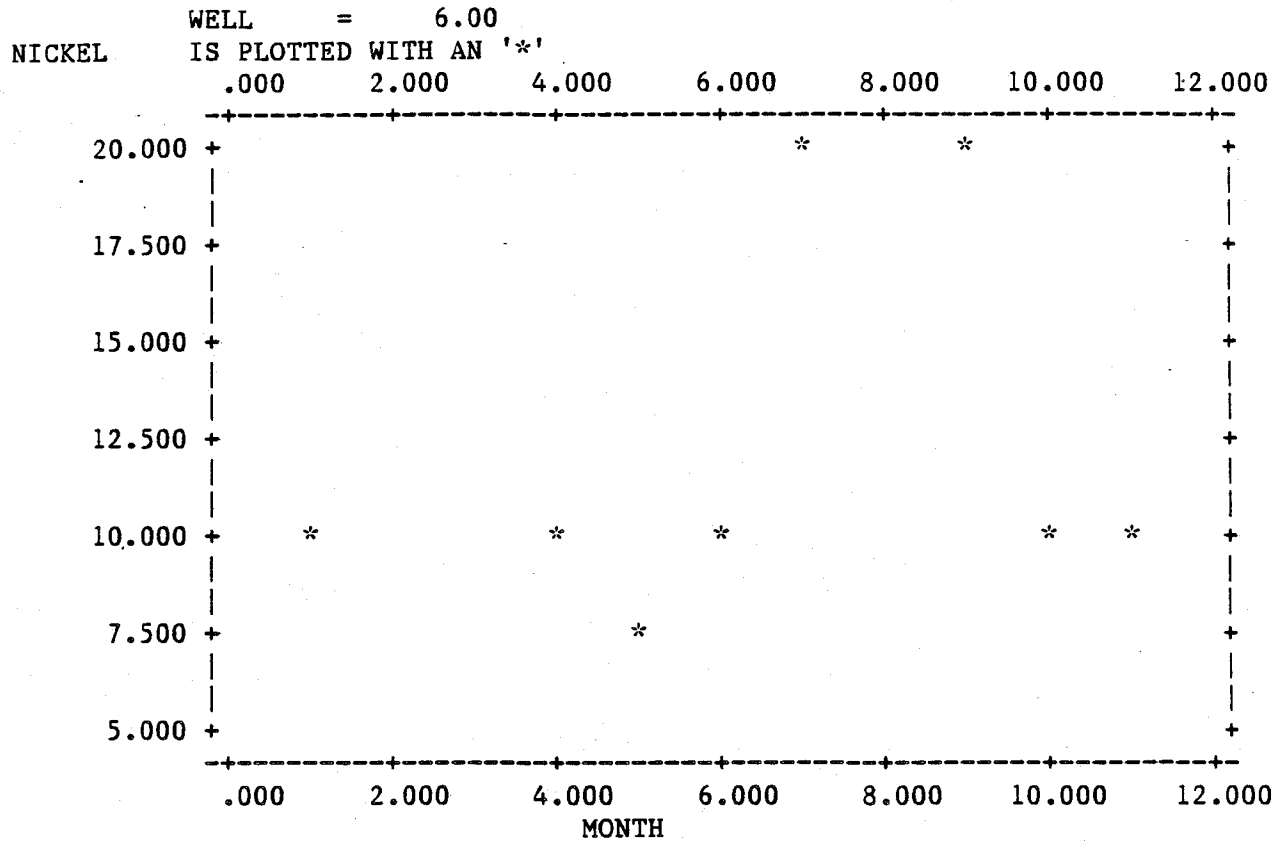

'ITRATE

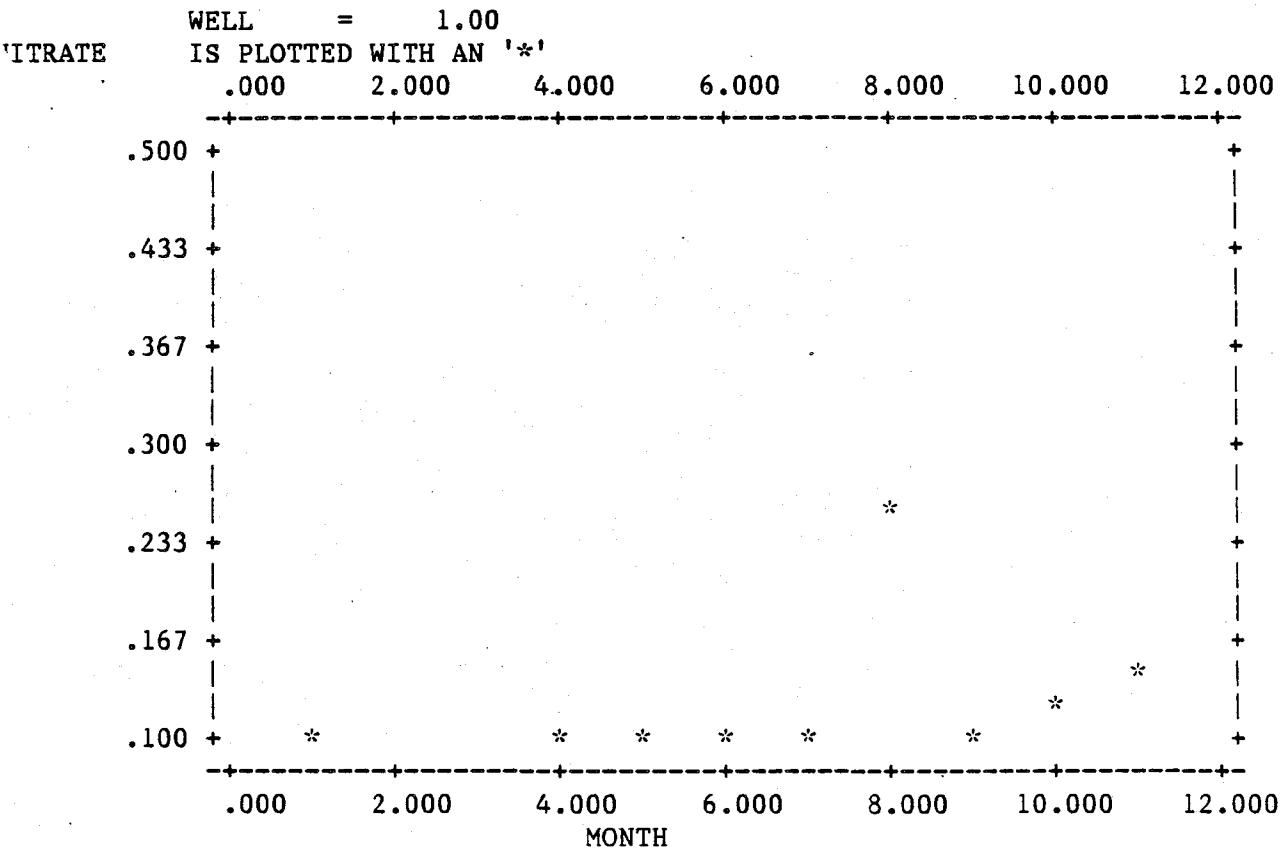

```
                WELL      =      2.00
NITRATE         IS PLOTTED WITH AN '*'
                  .000      2.000      4.000      6.000      8.000     10.000     12.000
                 -+---------+---------+---------+---------+---------+---------+-
            .500 +                                                             +
                 |                                                             |
                 |                                                             |
            .433 +                                                             +
                 |                                                             |
                 |                                                             |
            .367 +                                                             +
                 |                                                             |
                 |                                                             |
            .300 +                                                             +
                 |                                                             |
                 |                                                             |
            .233 +                                                             +
                 |                                                             |
                 |                                                             |
            .167 +                                                             +
                 |                                                             |
                 |                                   *                         |
            .100 +     *              *    *    *    *         *    *    *     +
                 -+---------+---------+---------+---------+---------+---------+-
                  .000      2.000      4.000      6.000      8.000     10.000     12.000
                                              MONTH
```

```
                WELL      =      3.00
'ITRATE         IS PLOTTED WITH AN '*'
                  .000      2.000      4.000      6.000      8.000     10.000     12.000
                 -+---------+---------+---------+---------+---------+---------+-
            .500 +                                                             +
                 |                                                             |
                 |                                                             |
            .433 +                                                             +
                 |                                                             |
                 |                                                             |
            .367 +                                                             +
                 |                                                             |
                 |                                                             |
            .300 +                                                             +
                 |                                                             |
                 |                                                             |
            .233 +                                                             +
                 |                                                             |
                 |                                                             |
            .167 +                                                             +
                 |                                                             |
                 |                                                             |
            .100 +     *              *    *    *    *    *    *    *    *     +
                 -+---------+---------+---------+---------+---------+---------+-
                  .000      2.000      4.000      6.000      8.000     10.000     12.000
                                              MONTH
```

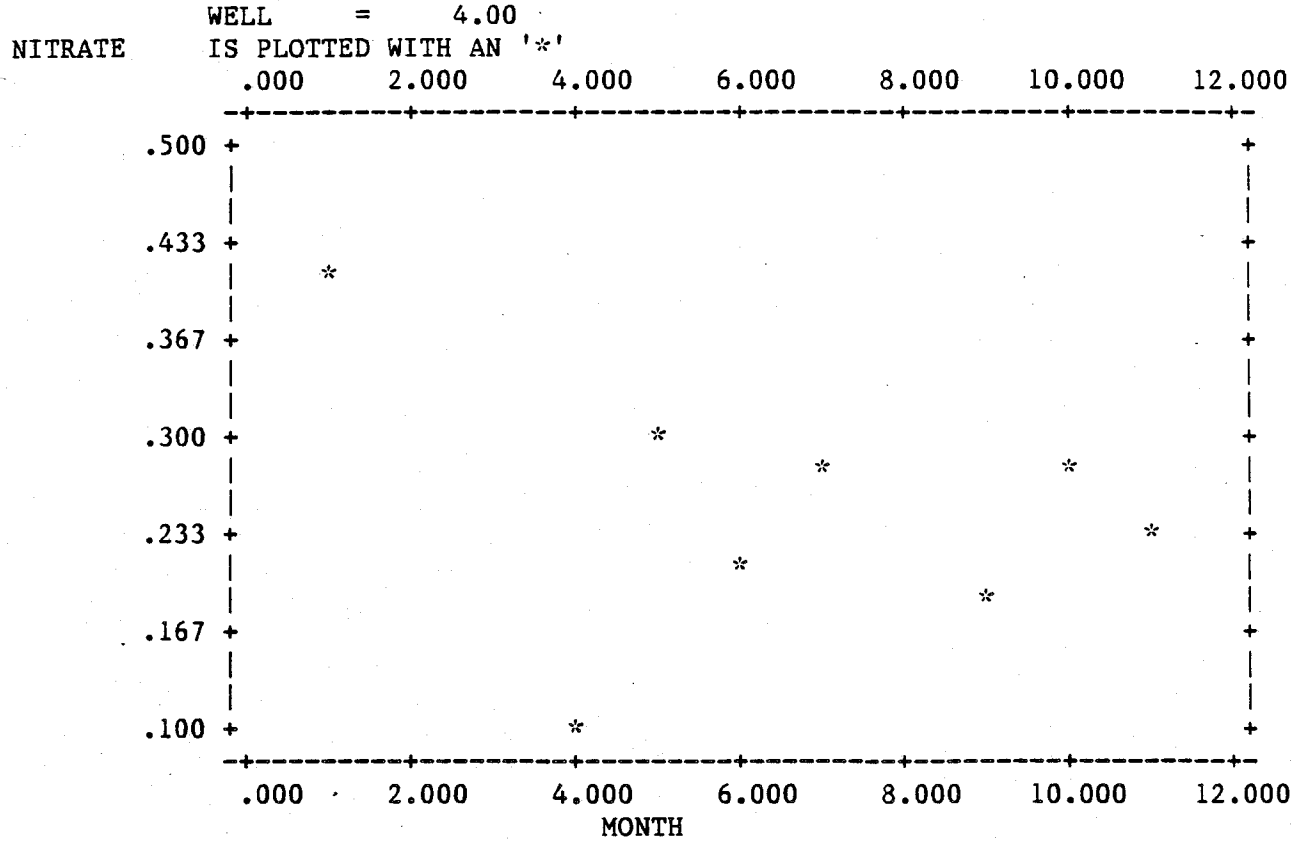
WELL = 4.00
NITRATE
IS PLOTTED WITH AN '*'
.000 2.000 4.000 6.000 8.000 10.000 12.000
.500
.433
.367
.300
.233
.167
.100
MONTH

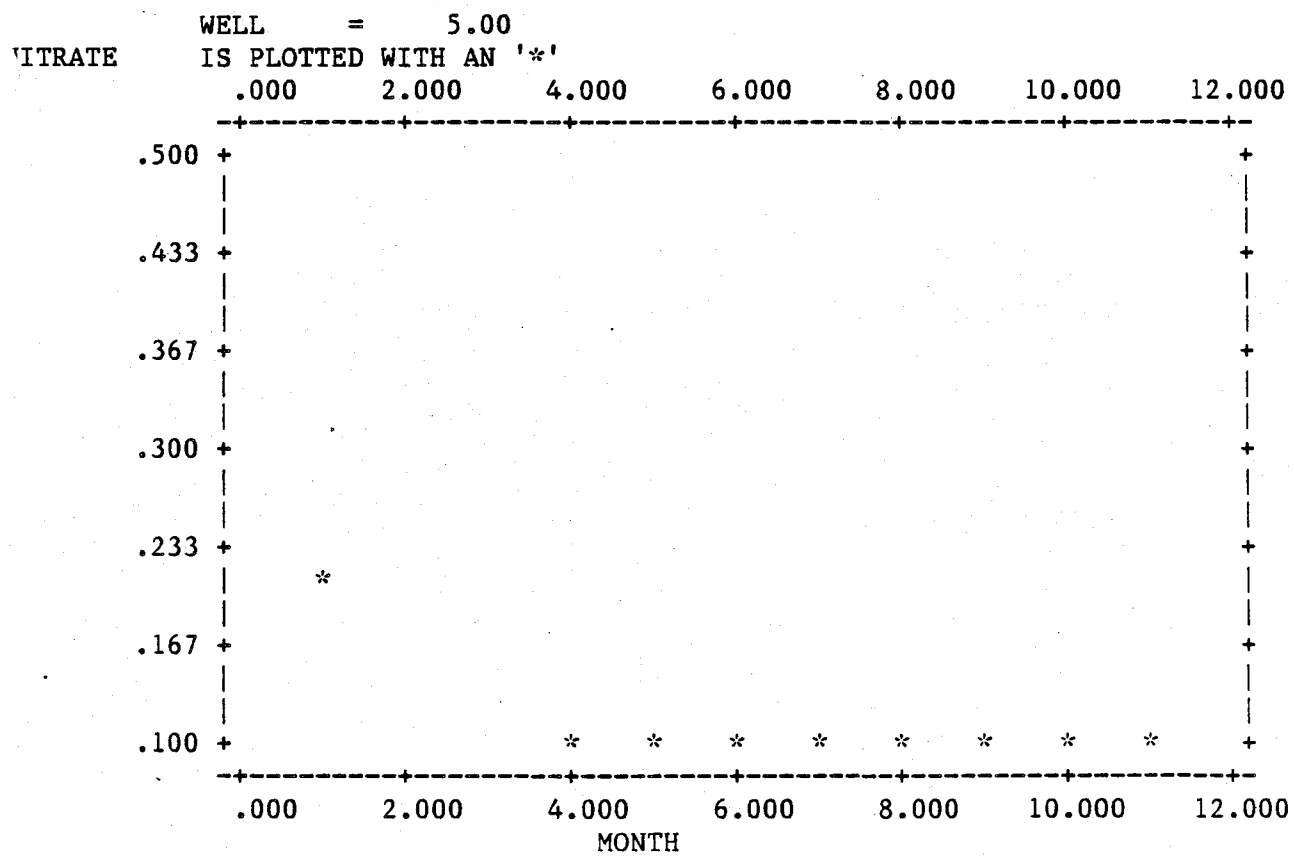
WELL = 5.00
'ITRATE
IS PLOTTED WITH AN '*'
.000 2.000 4.000 6.000 8.000 10.000 12.000
.500
.433
.367
.300
.233
.167
.100
MONTH

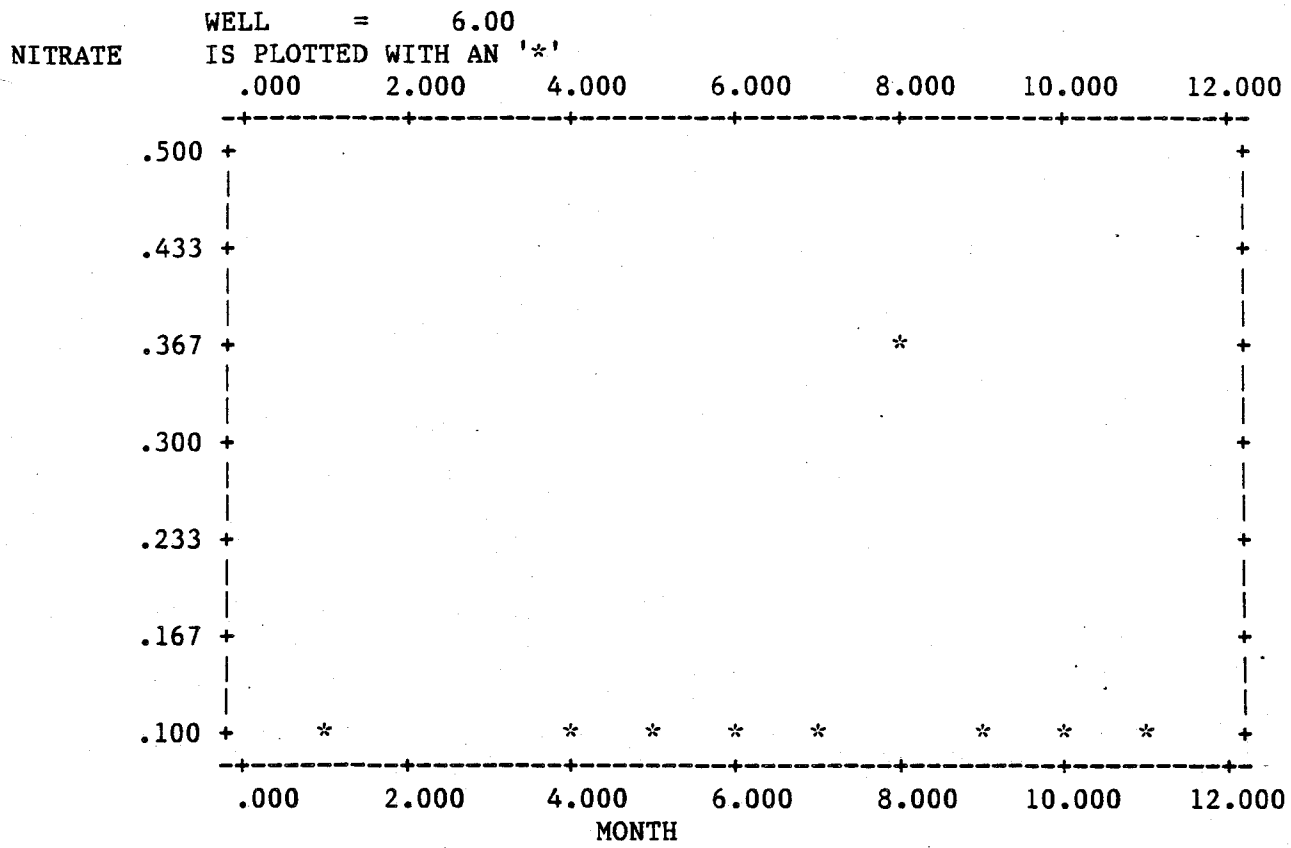
WELL = 6.00
NITRATE
IS PLOTTED WITH AN '*'
.000 2.000 4.000 6.000 8.000 10.000 12.000
.500
.433
.367
.300
.233
.167
.100
MONTH

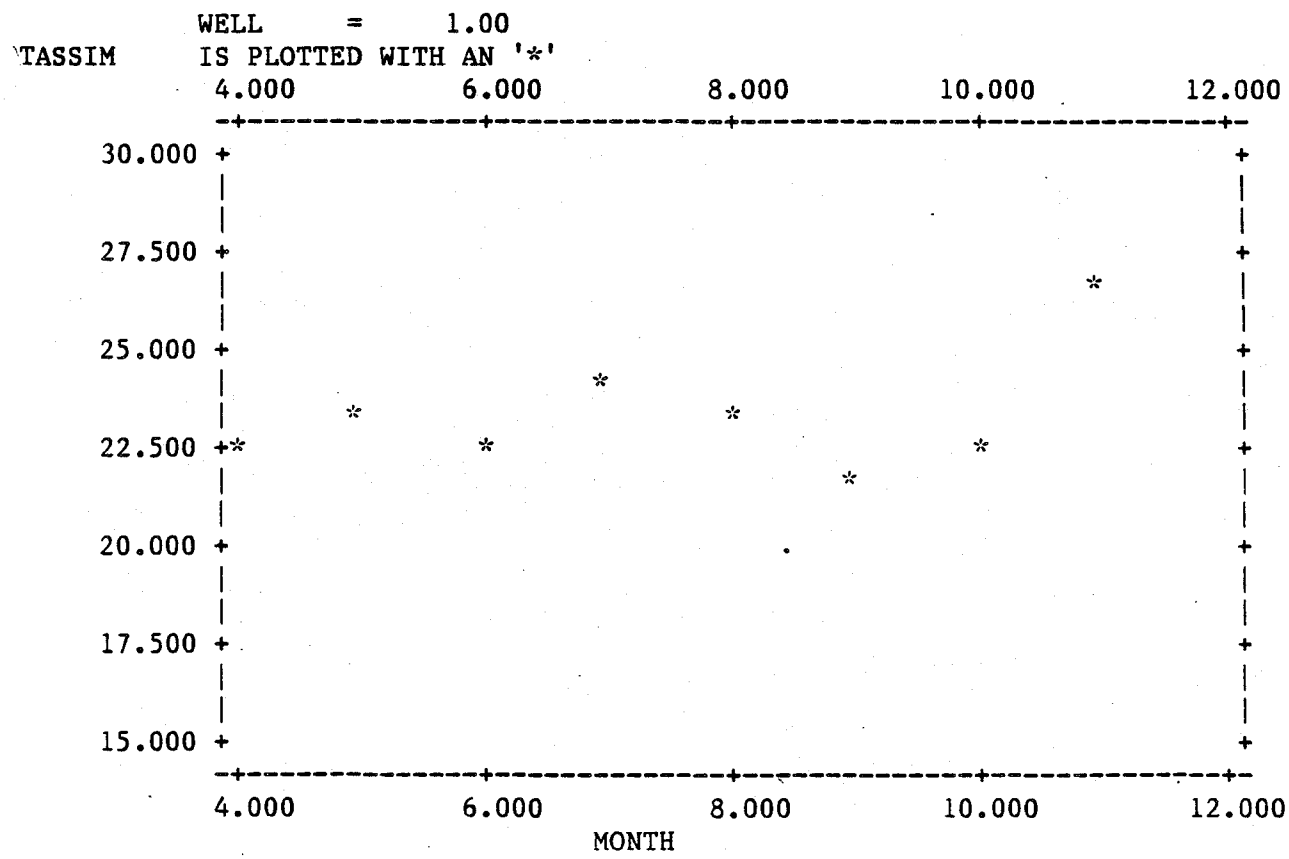
WELL = 1.00
TASSIM
IS PLOTTED WITH AN '*'
4.000 6.000 8.000 10.000 12.000
30.000
27.500
25.000
22.500
20.000
17.500
15.000
MONTH

WELL = 2.00
POTASSIM IS PLOTTED WITH AN '*'

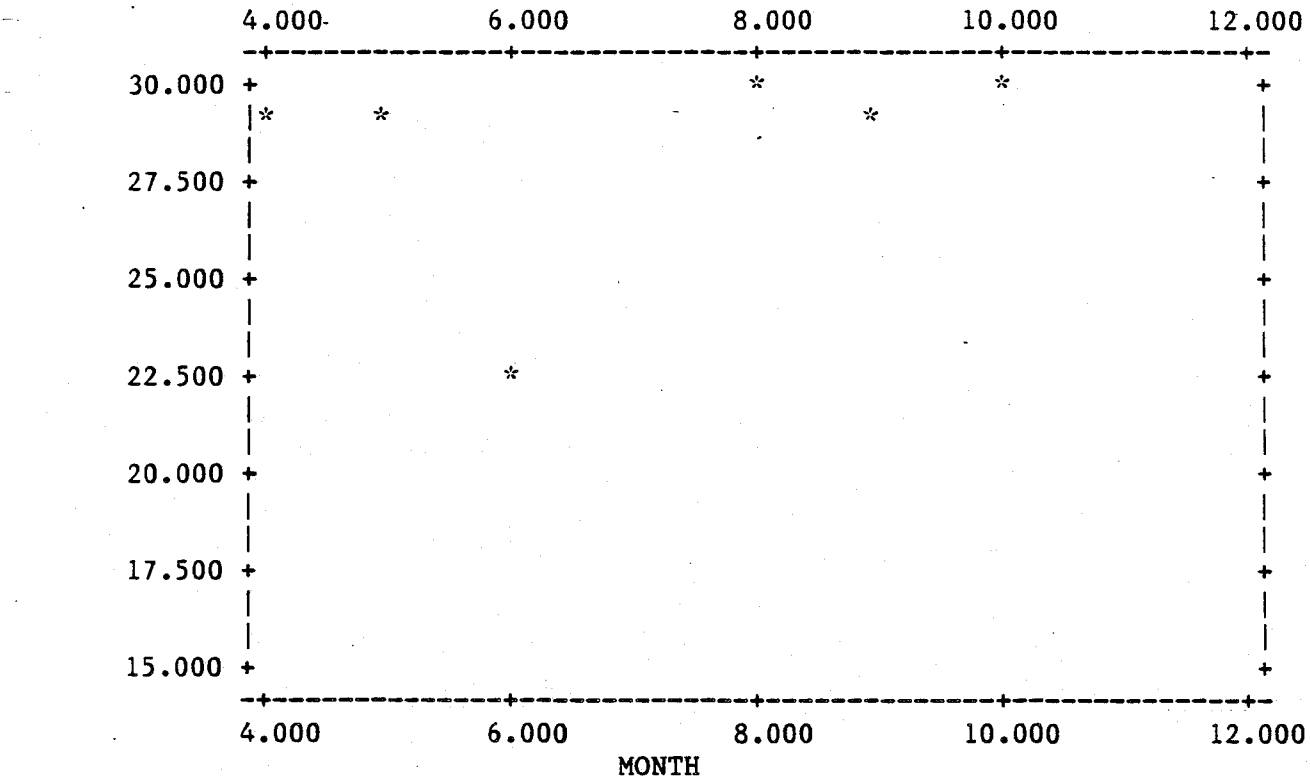

WELL = 3.00
POTASSIM IS PLOTTED WITH AN '*'

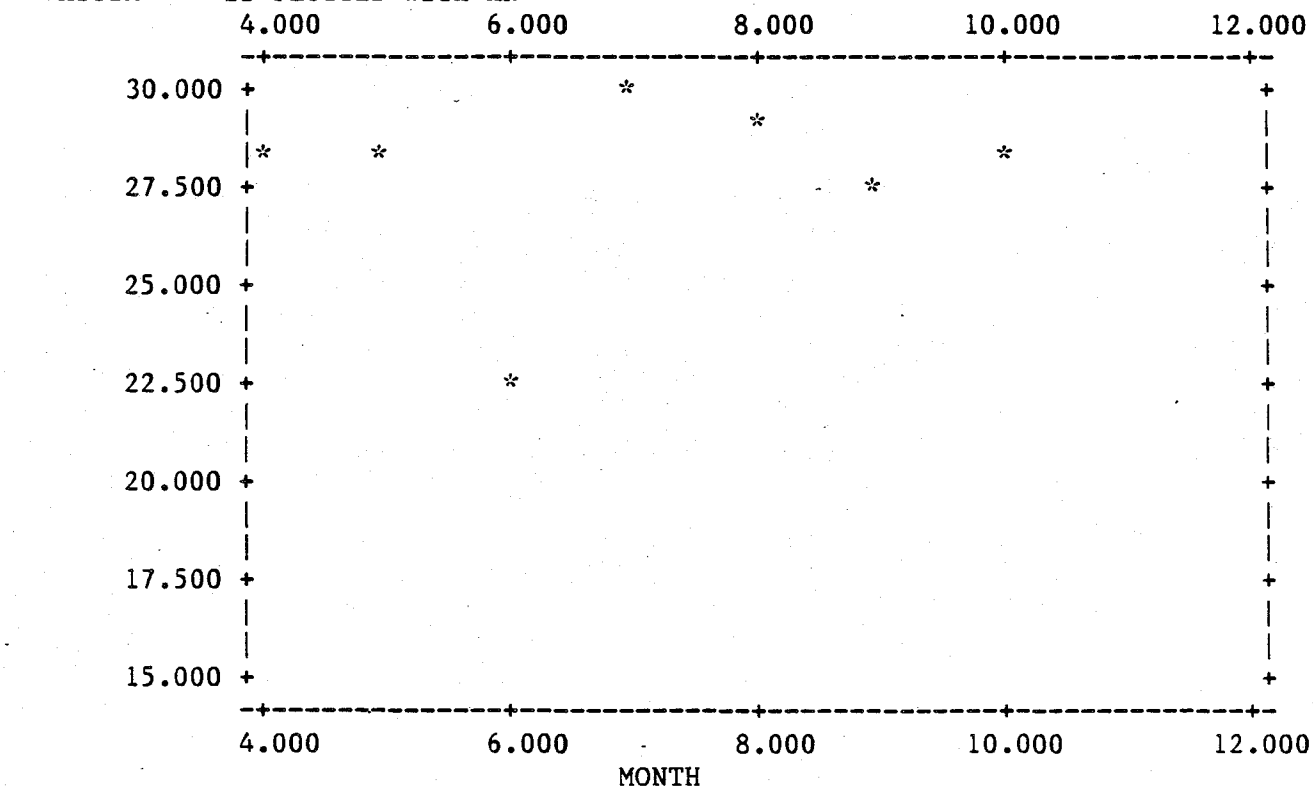

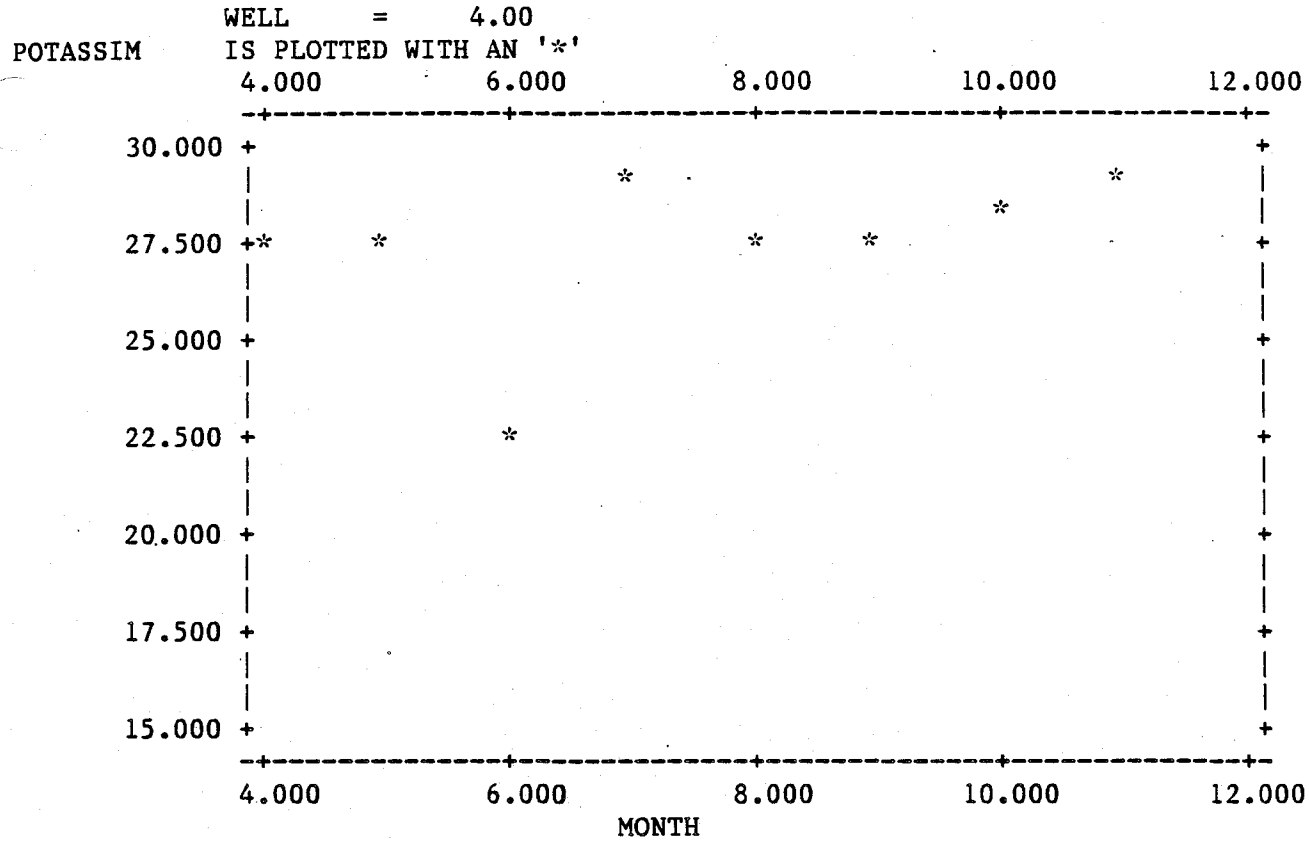
WELL = 4.00
POTASSIM
IS PLOTTED WITH AN '*'
4.000
6.000
8.000
10.000
12.000
30.000
27.500
25.000
22.500
20.000
17.500
15.000
MONTH

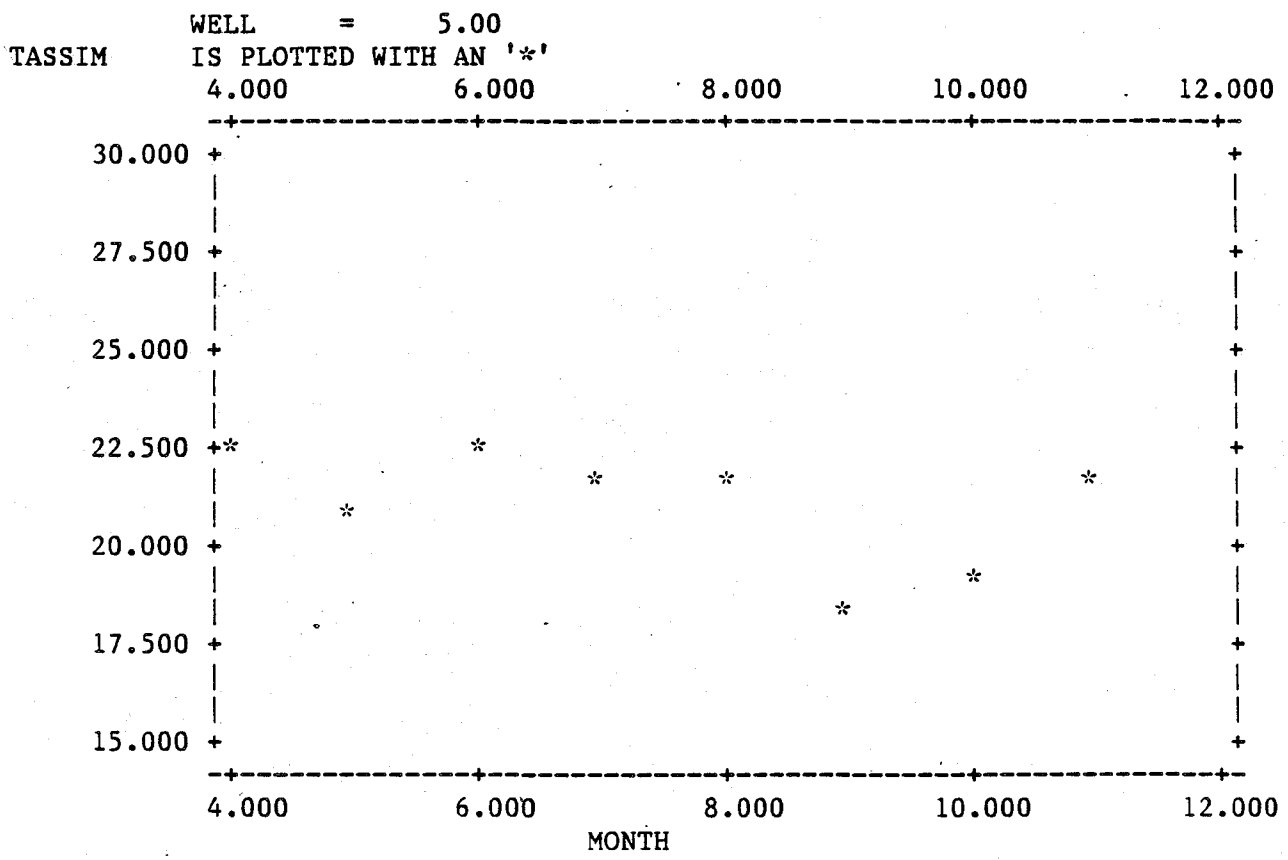
WELL = 5.00
TASSIM
IS PLOTTED WITH AN '*'
4.000
6.000
8.000
10.000
12.000
30.000
27.500
25.000
22.500
20.000
17.500
15.000
MONTH

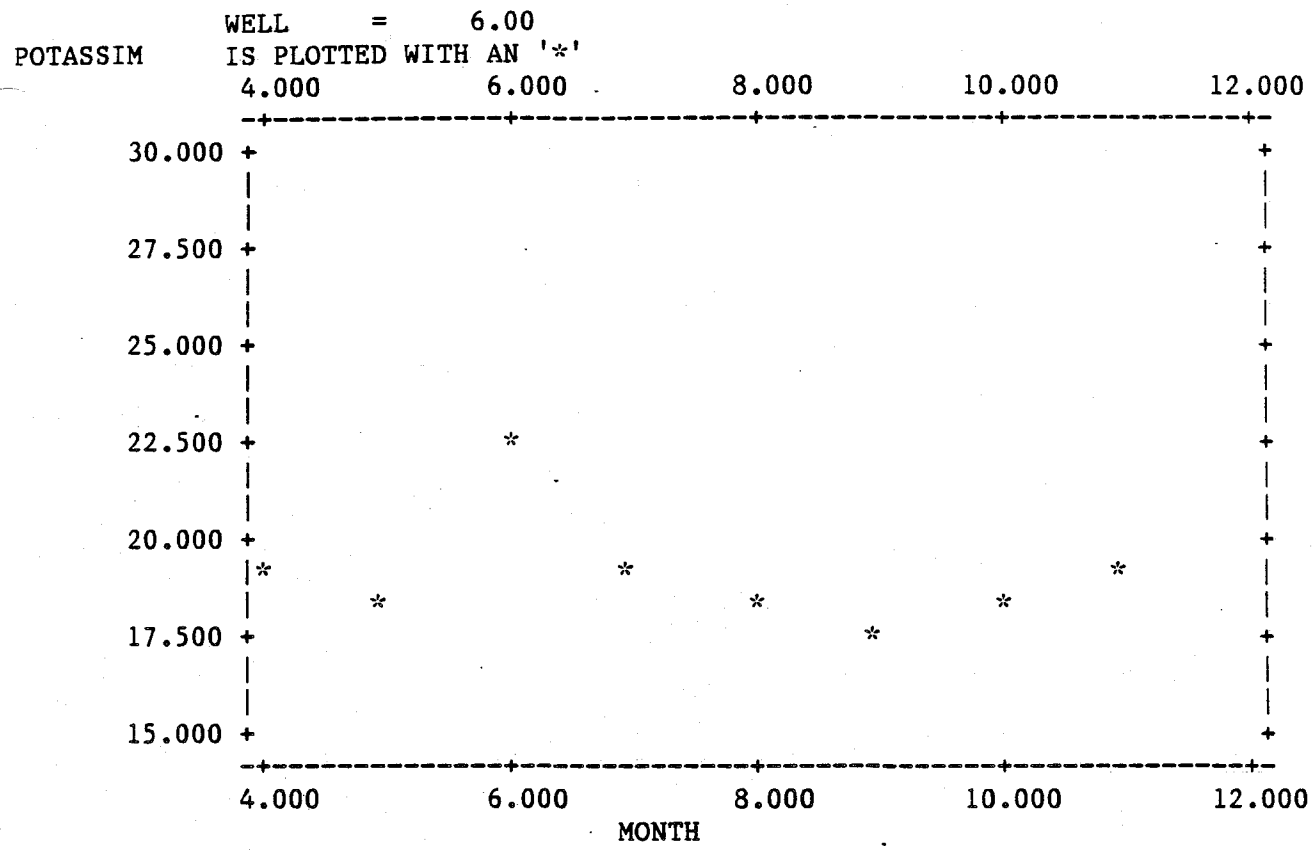
WELL = 6.00
POTASSIM
IS PLOTTED WITH AN '*'
4.000
6.000
8.000
10.000
12.000
30.000
27.500
25.000
22.500
20.000
17.500
15.000
MONTH

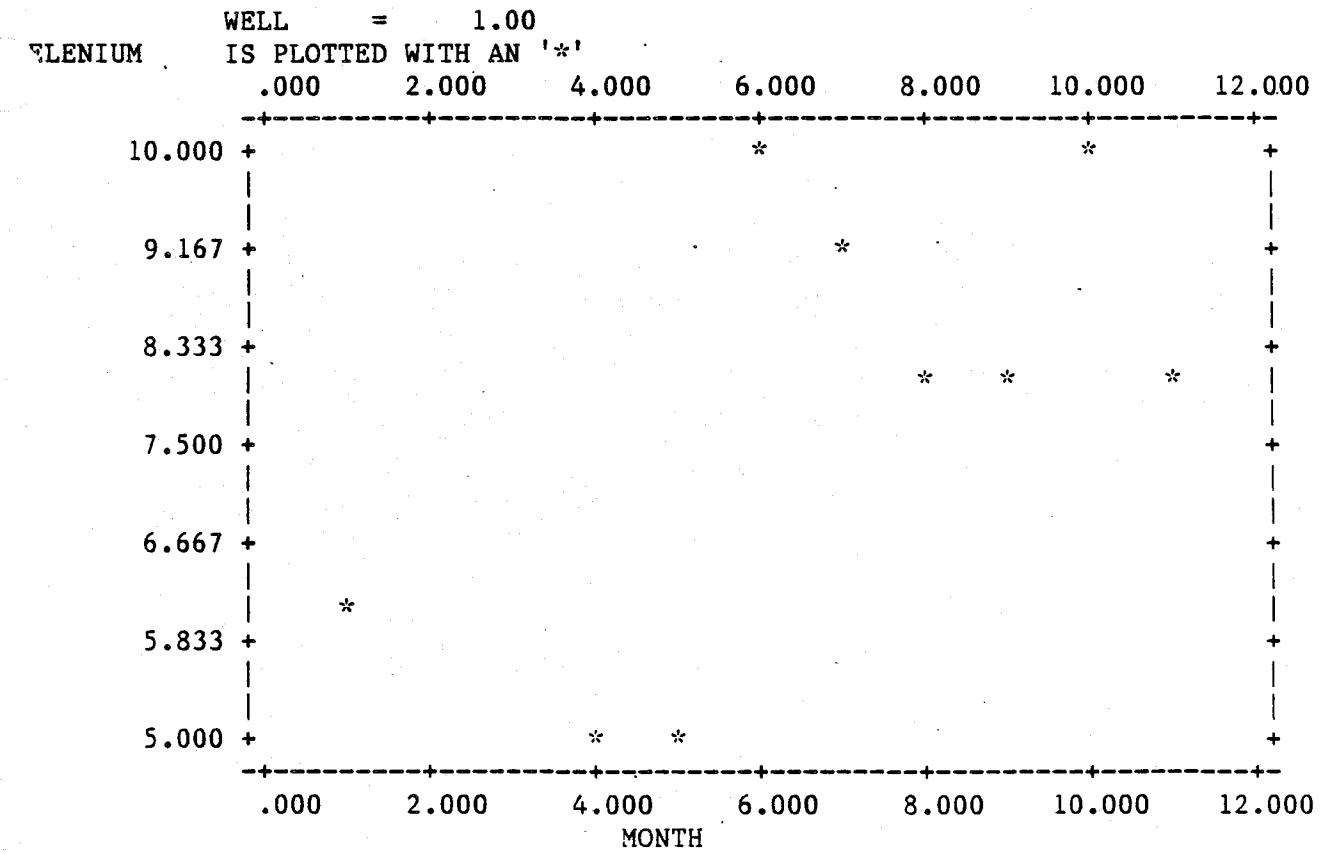
WELL = 1.00
LENIUM
IS PLOTTED WITH AN '*'
.000
2.000
4.000
6.000
8.000
10.000
12.000
10.000
9.167
8.333
7.500
6.667
5.833
5.000
MONTH

SELENIUM

WELL = 2.00
IS PLOTTED WITH AN '*'

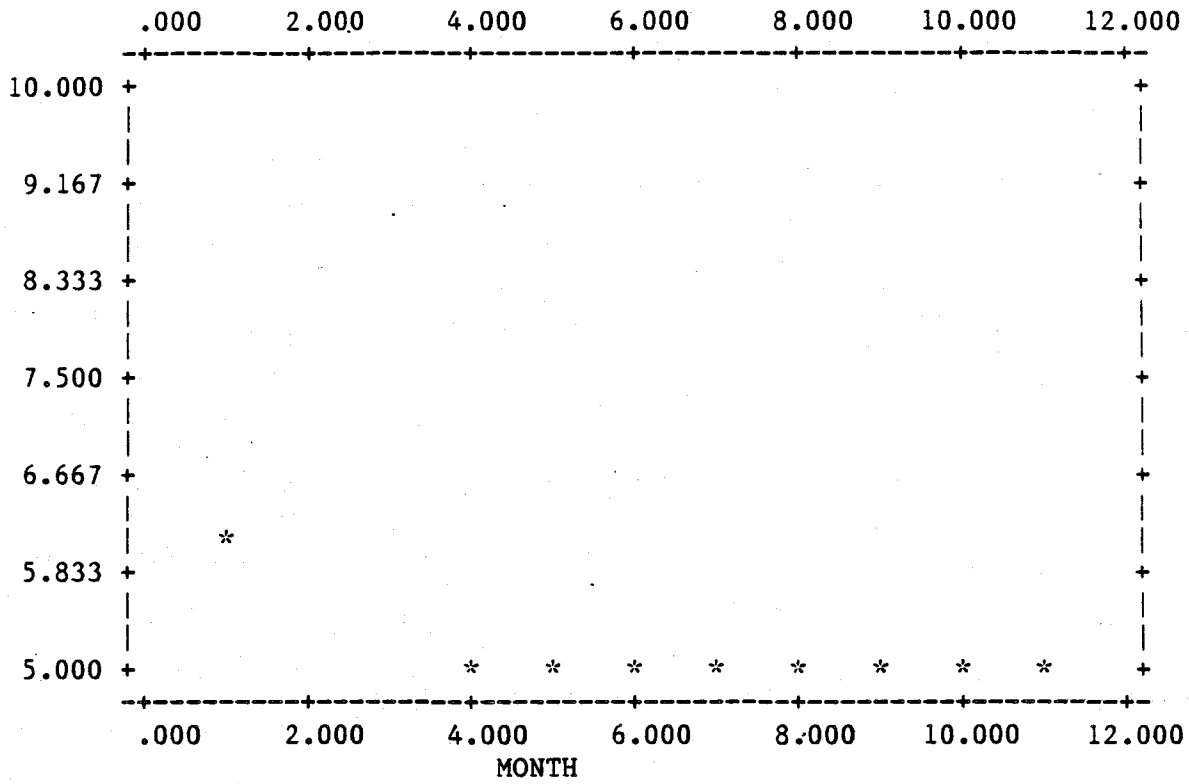

LENIUM

WELL = 3.00
IS PLOTTED WITH AN '*'

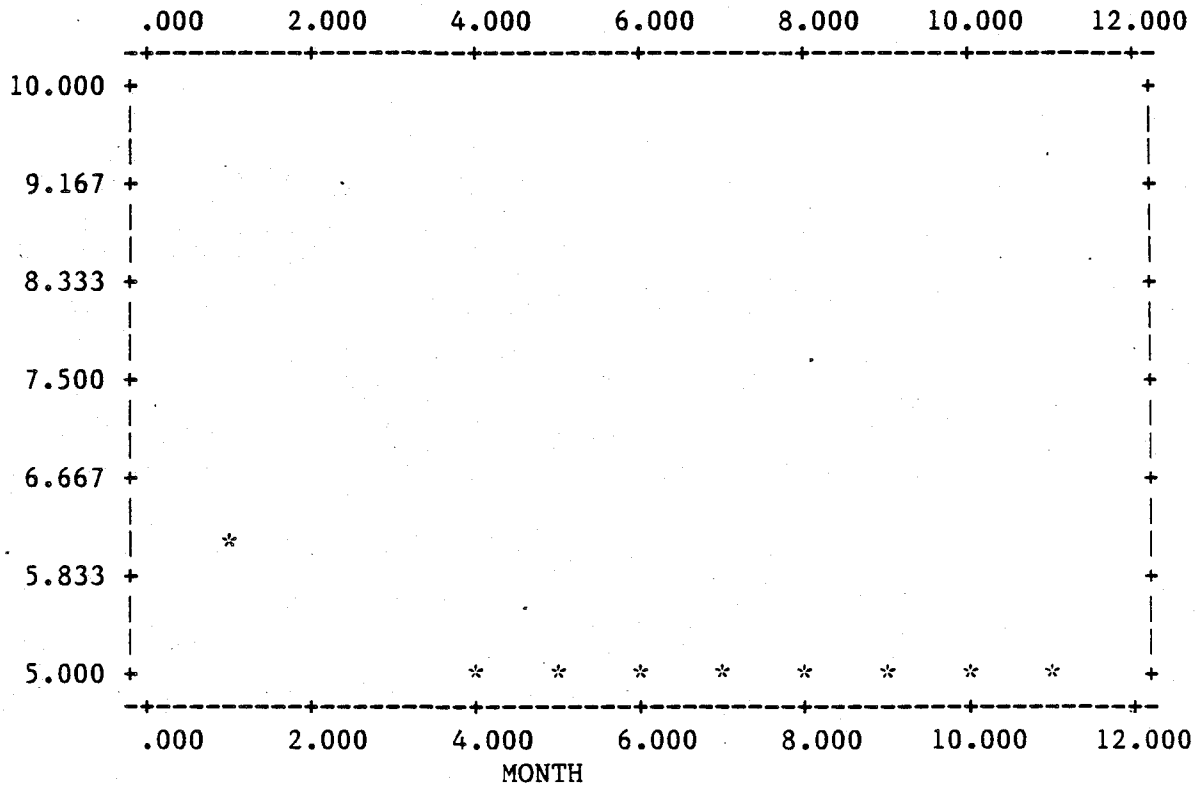

SELENIUM

WELL = 4.00
IS PLOTTED WITH AN '*'

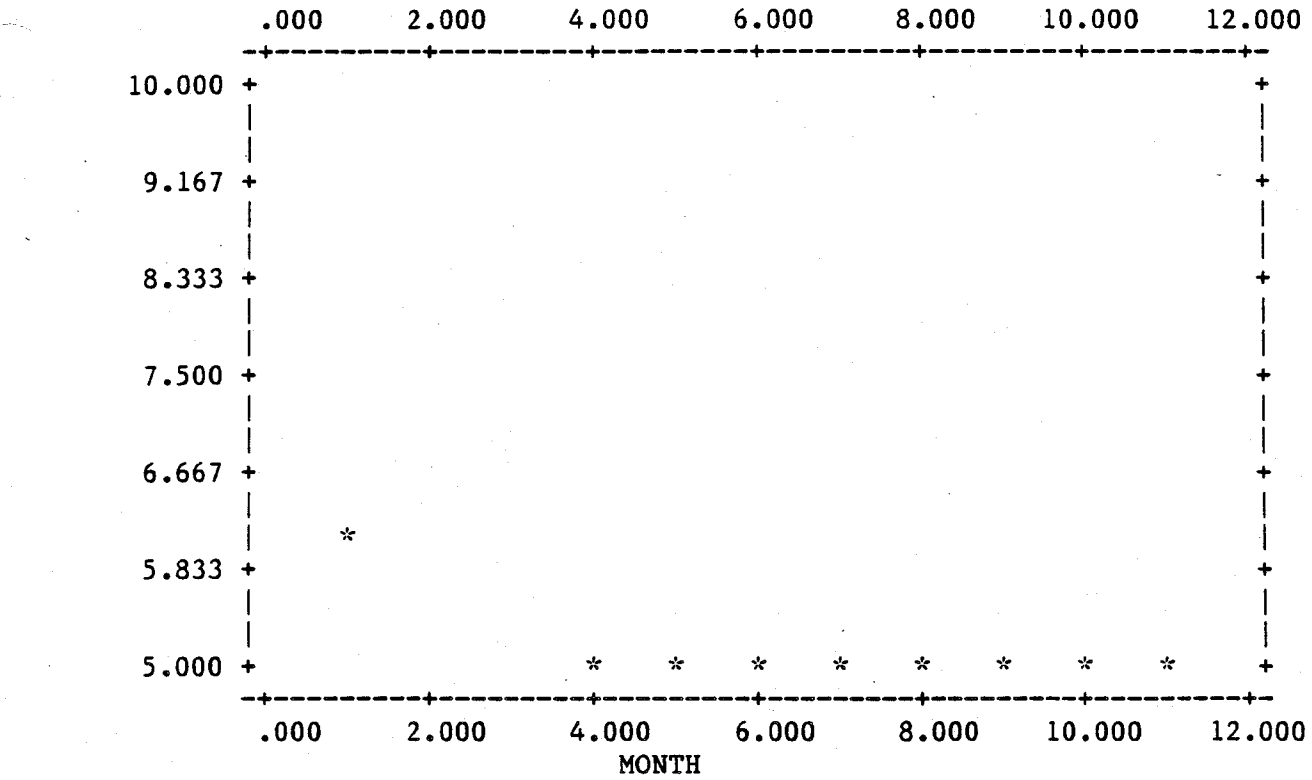

SELENIUM

WELL = 5.00
IS PLOTTED WITH AN '*'

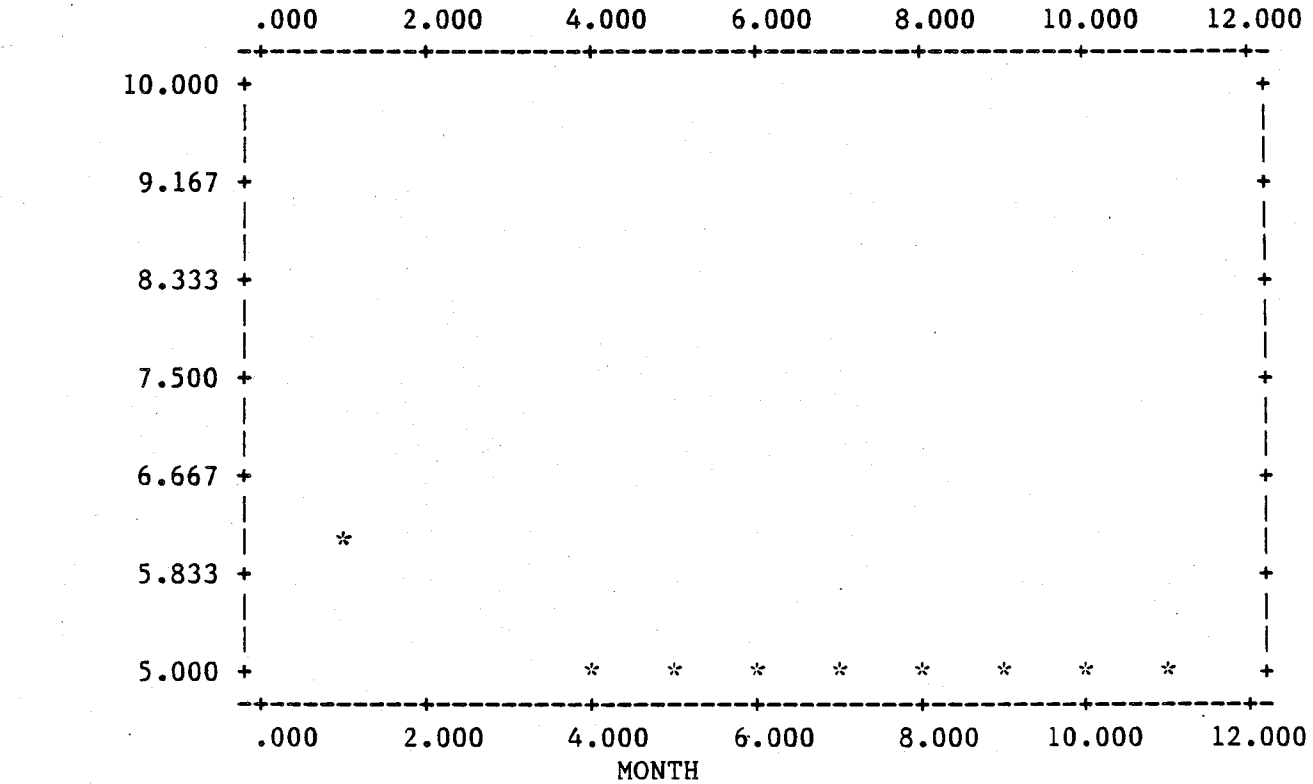

SELENIUM

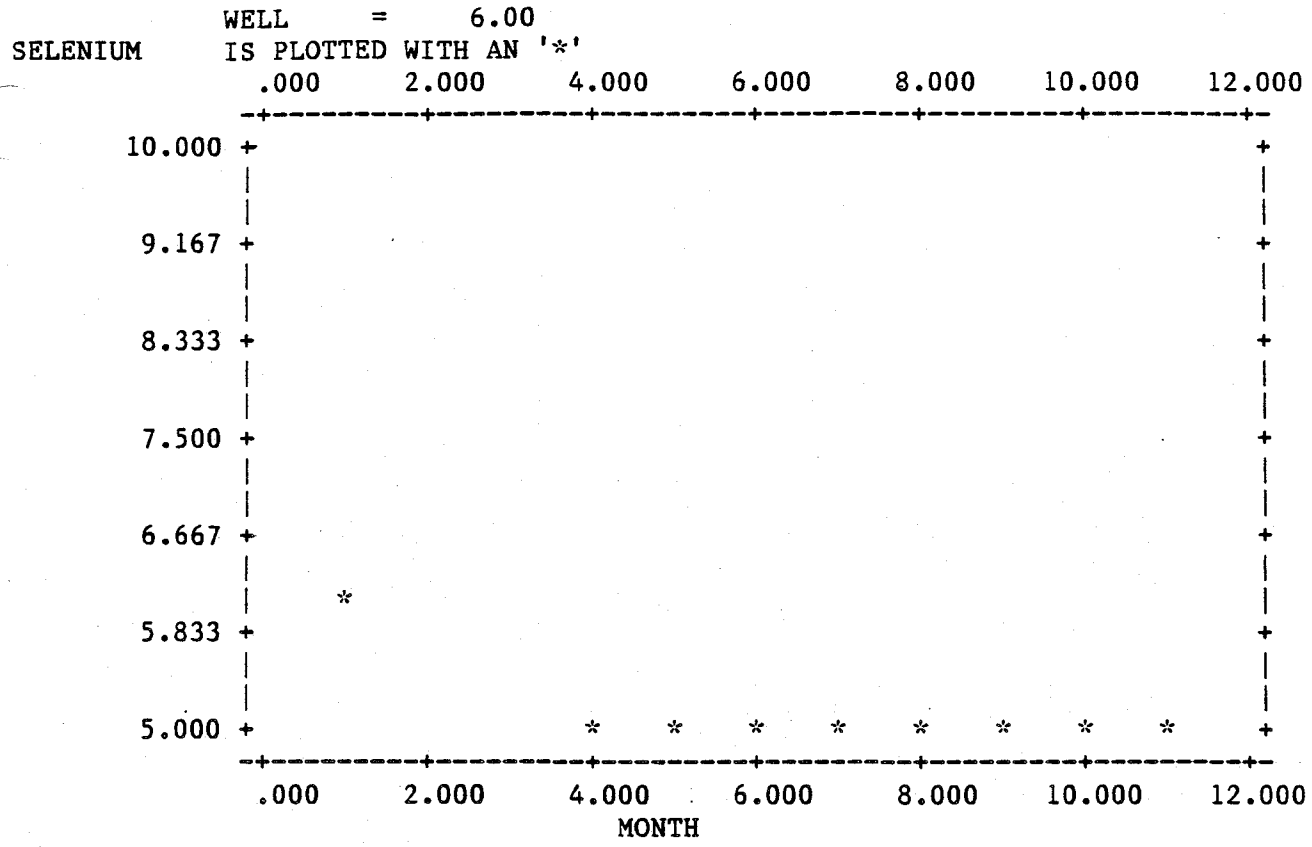

SILVER

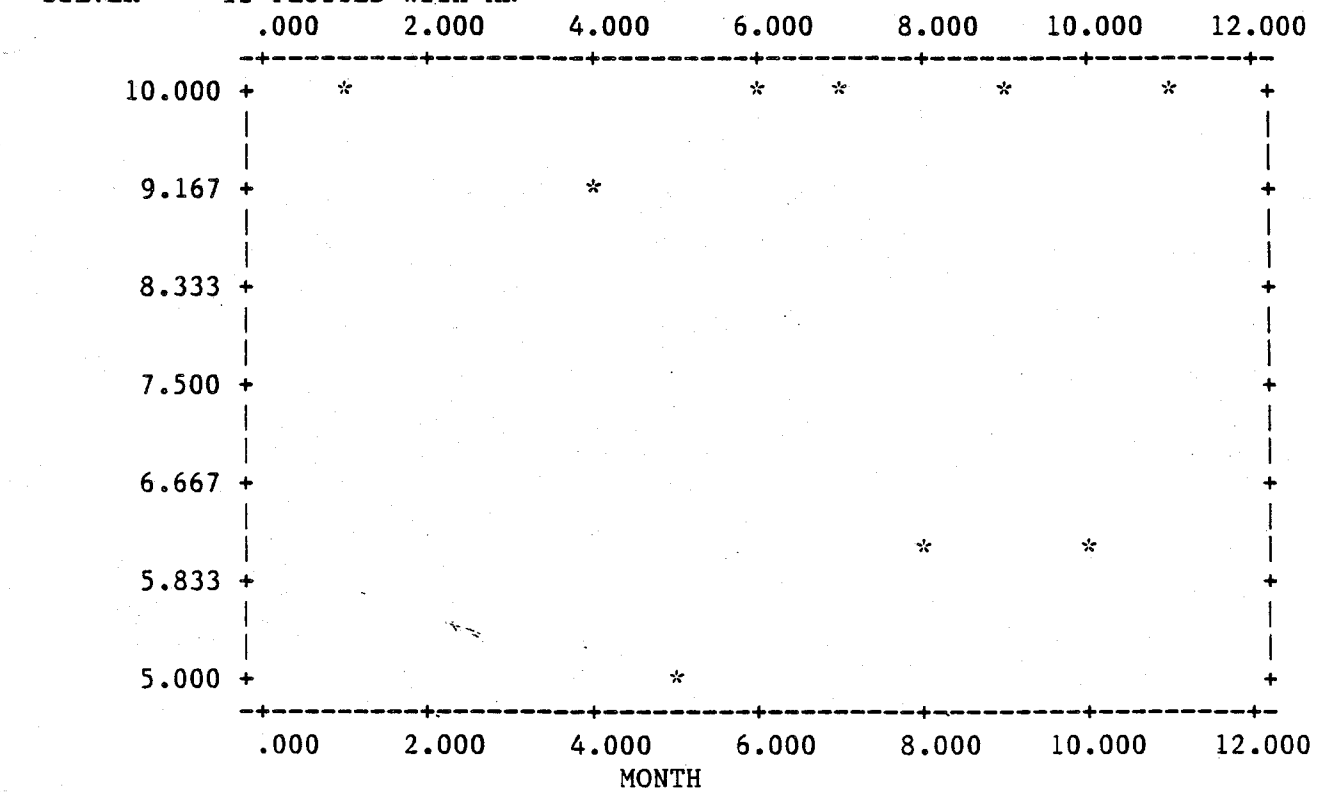

WELL = 2.00
SILVER IS PLOTTED WITH AN '*'

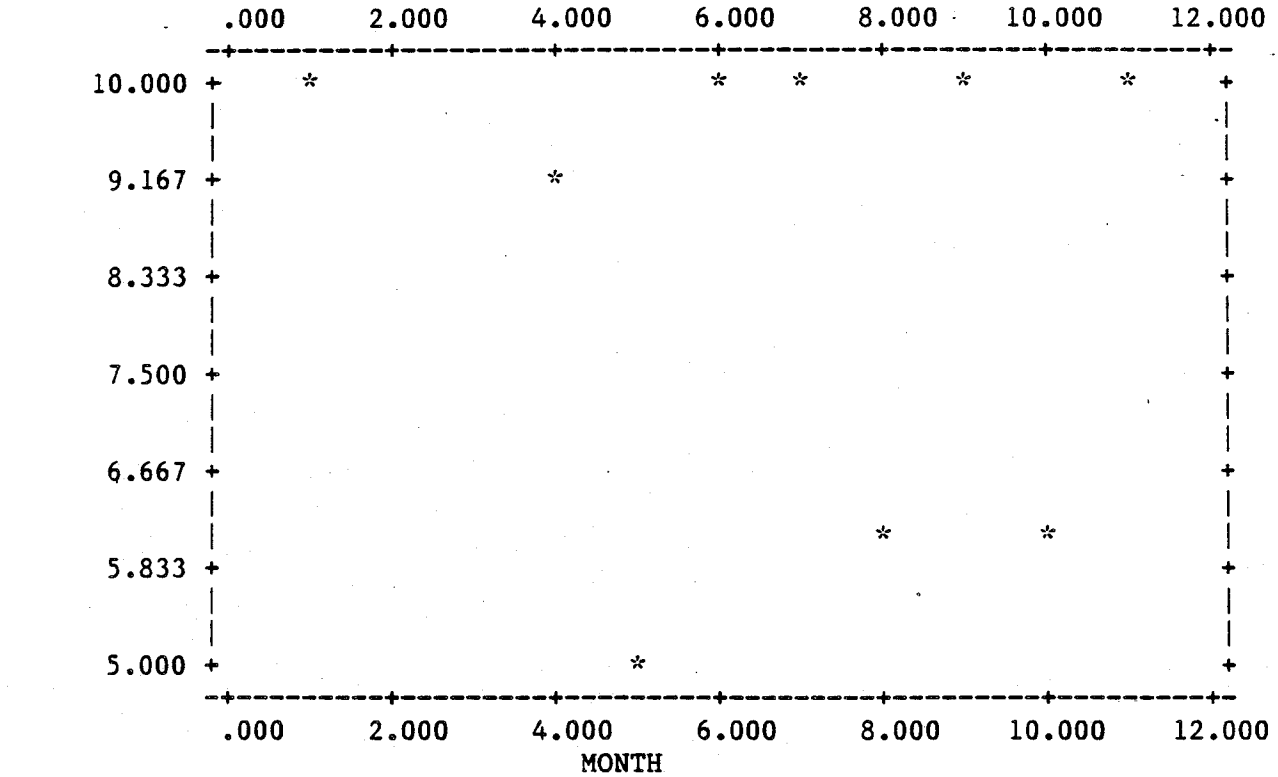

WELL = 3.00
SILVER IS PLOTTED WITH AN '*'

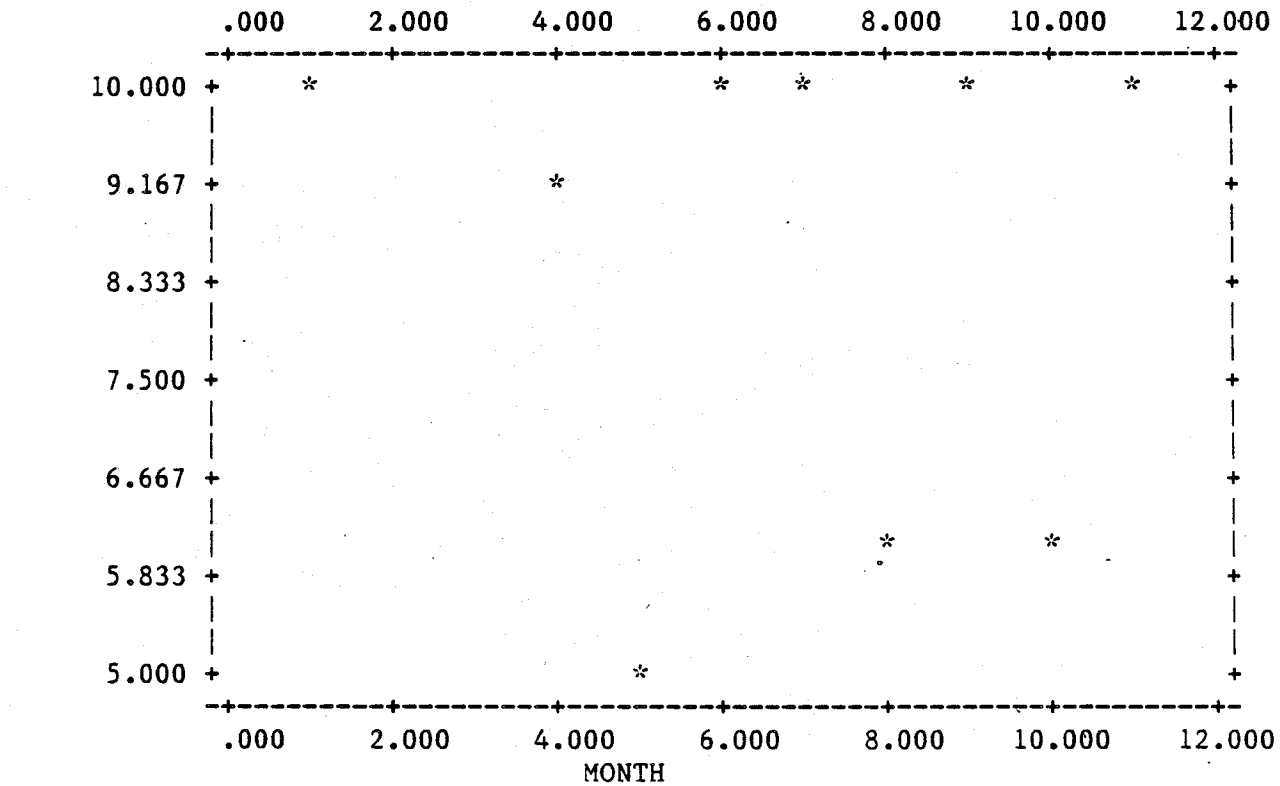

WELL = 4.00
SILVER IS PLOTTED WITH AN '*'

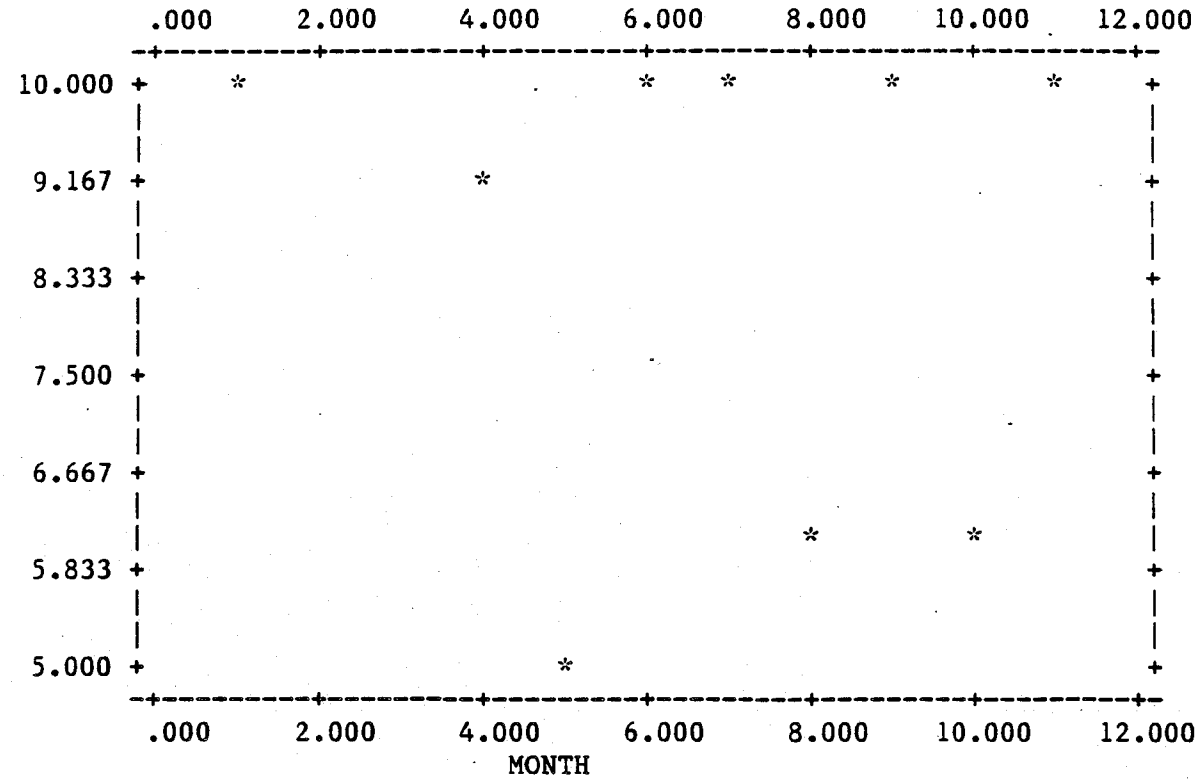

WELL = 5.00
SILVER IS PLOTTED WITH AN '*'

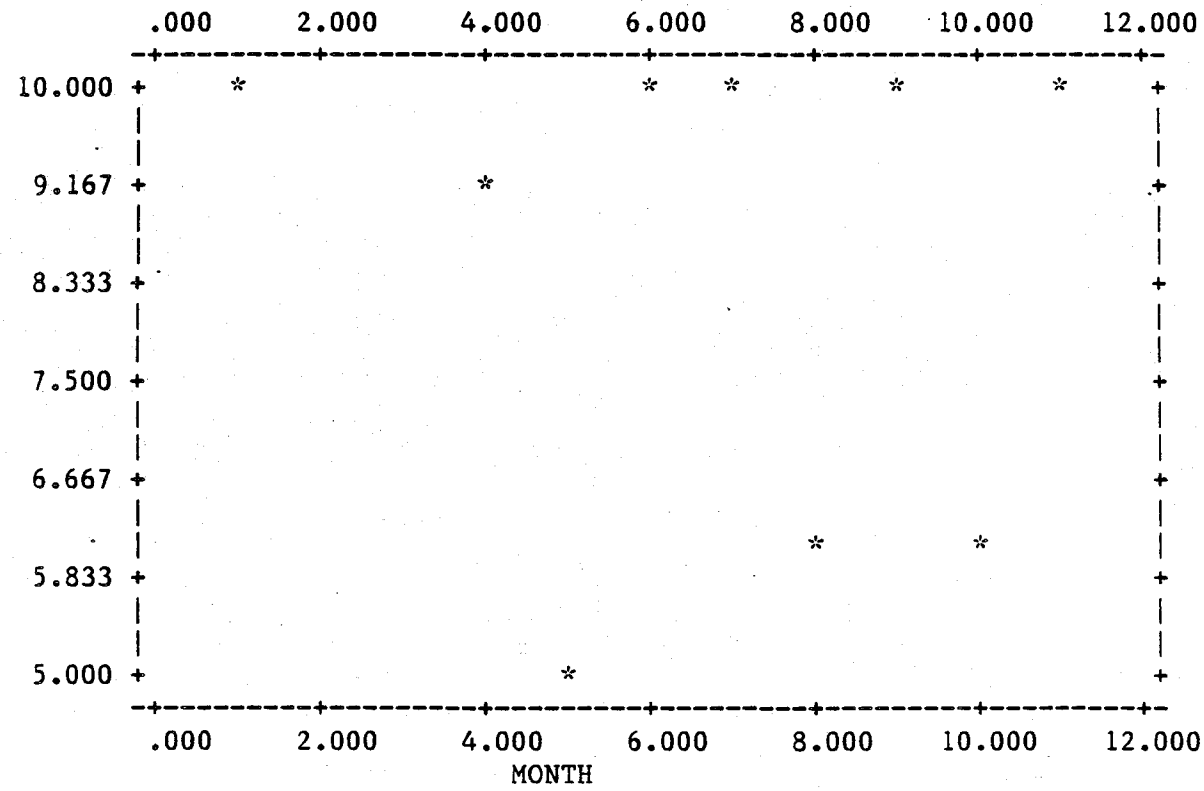

SILVER

WELL = 6.00
IS PLOTTED WITH AN '*'

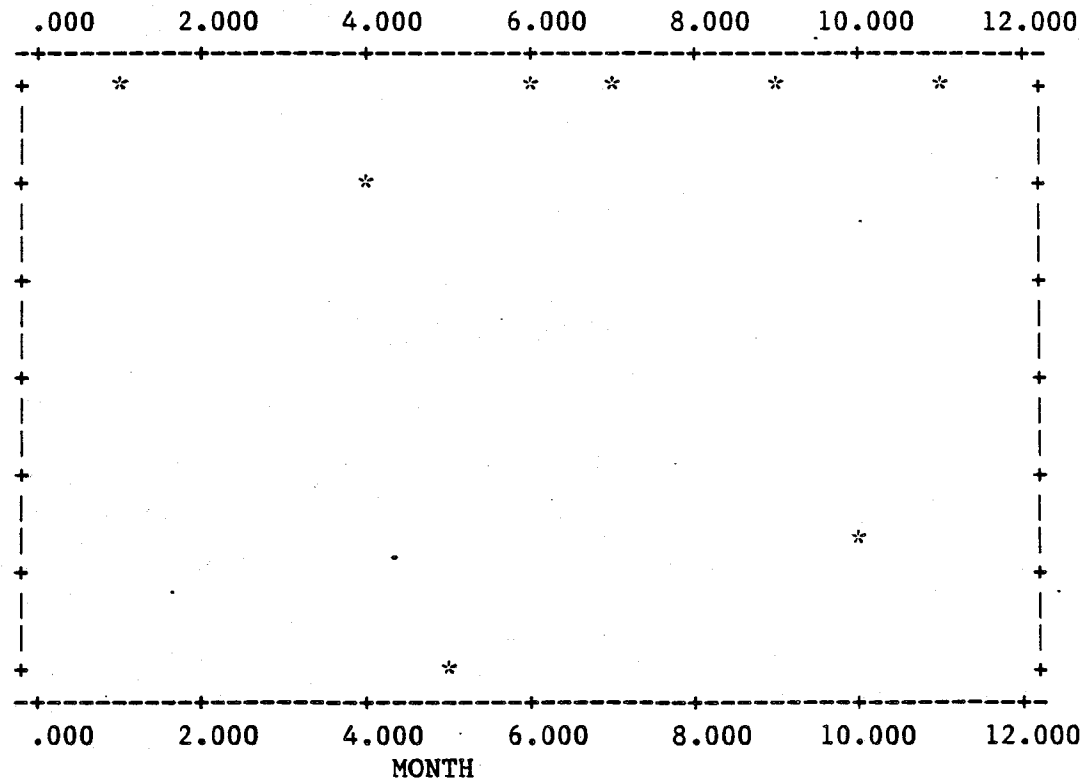

SODIUM

WELL = 1.00
IS PLOTTED WITH AN '*'

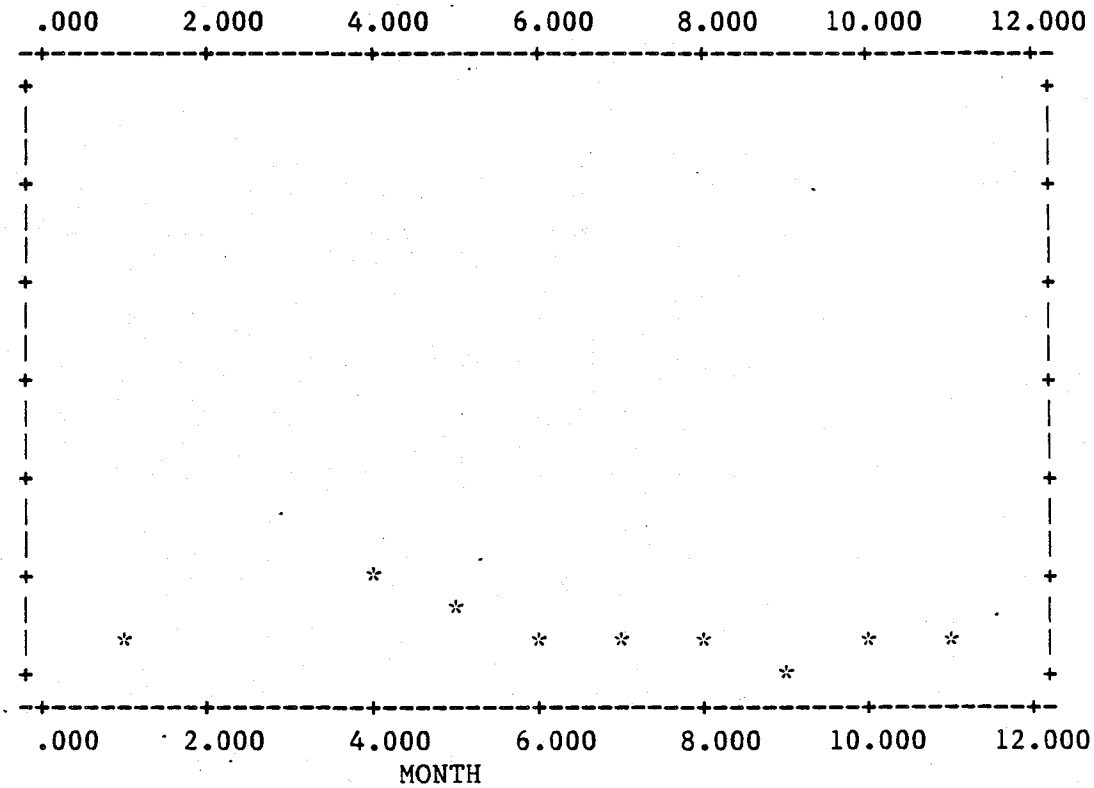

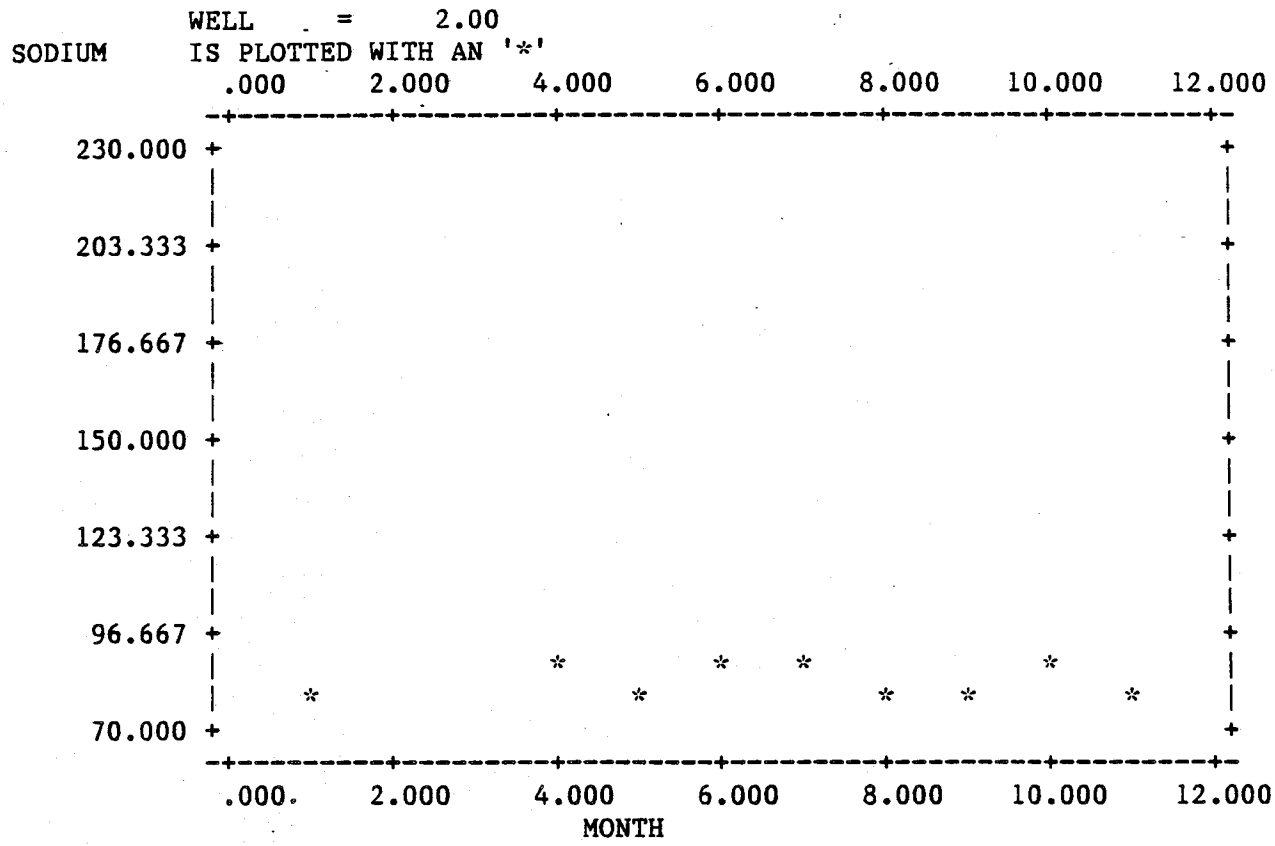
WELL = 2.00
SODIUM IS PLOTTED WITH AN '*'
.000 2.000 4.000 6.000 8.000 10.000 12.000
230.000
203.333
176.667
150.000
123.333
96.667
70.000
MONTH

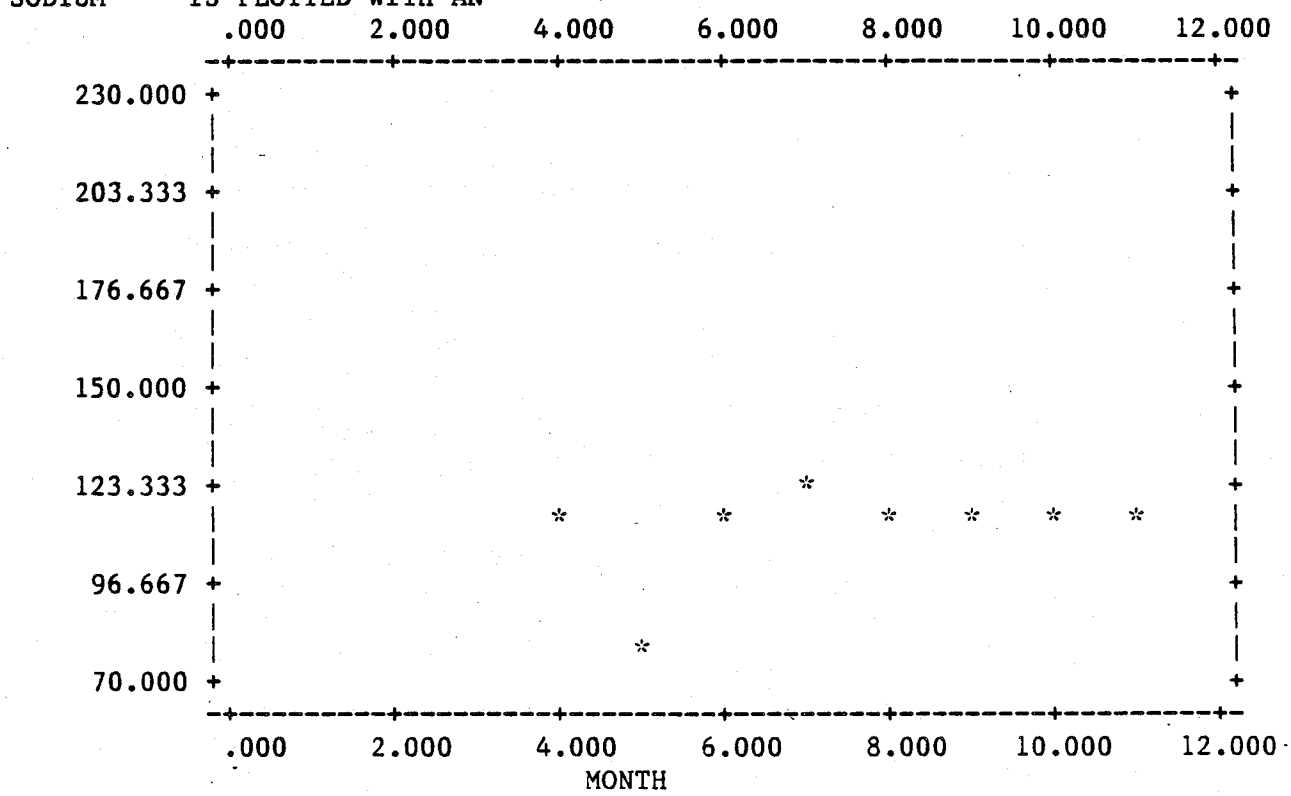
WELL = 3.00
SODIUM IS PLOTTED WITH AN '*'
.000 2.000 4.000 6.000 8.000 10.000 12.000
230.000
203.333
176.667
150.000
123.333
96.667
70.000
MONTH

WELL = 4.00
SODIUM IS PLOTTED WITH AN '*'

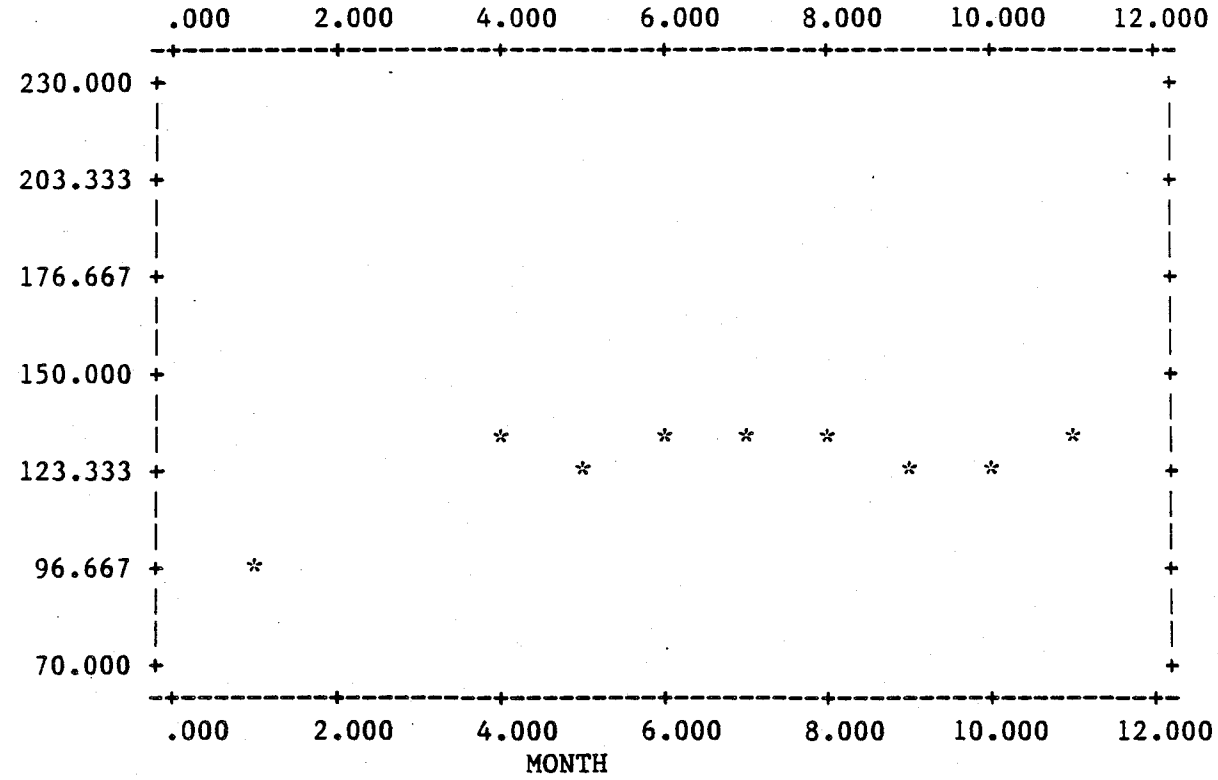

WELL = 5.00
SODIUM IS PLOTTED WITH AN '*'

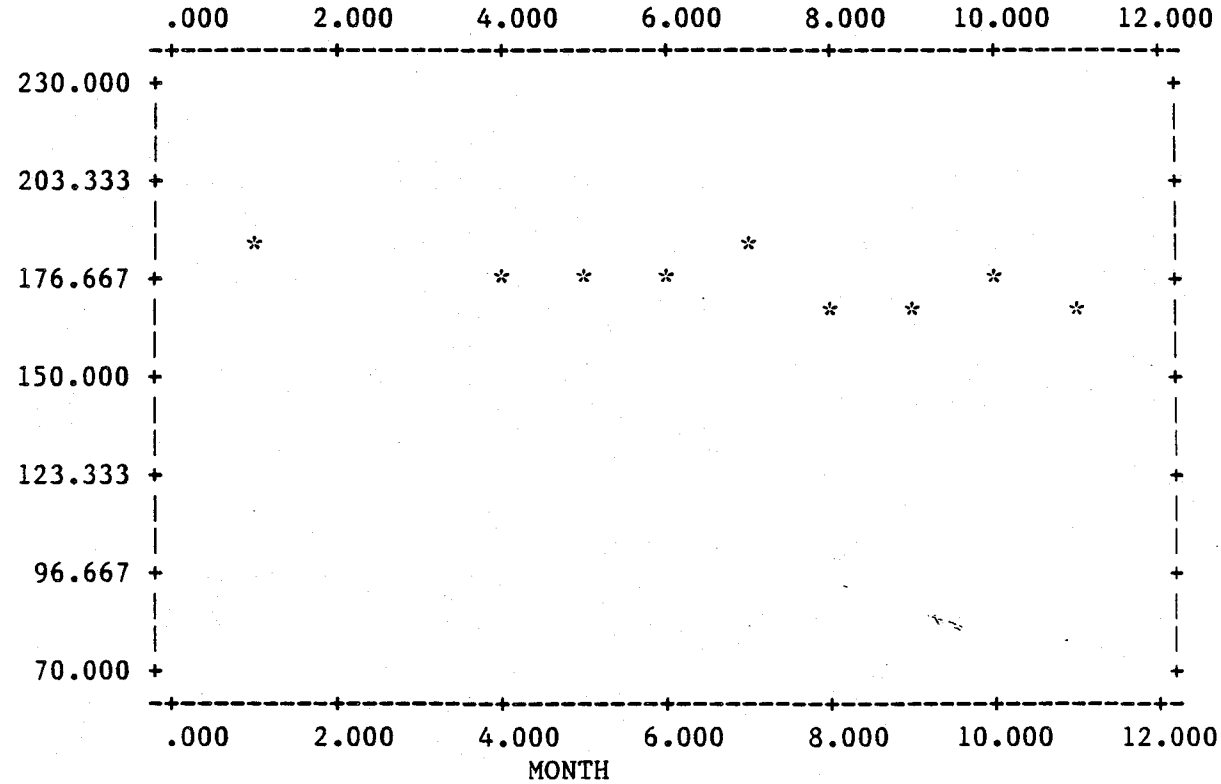

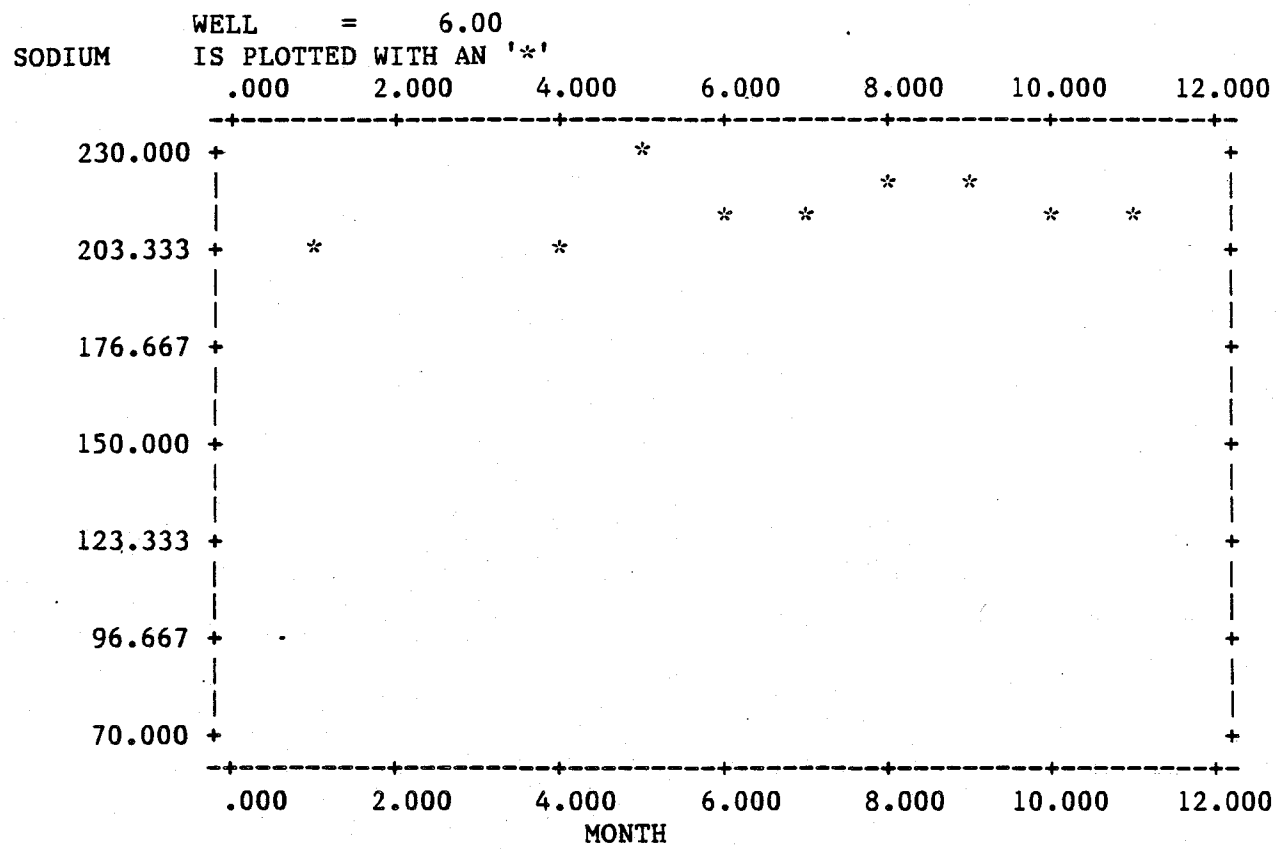
WELL = 6.00
SODIUM
IS PLOTTED WITH AN '*'
.000 2.000 4.000 6.000 8.000 10.000 12.000
230.000
203.333
176.667
150.000
123.333
96.667
70.000
.000 2.000 4.000 6.000 8.000 10.000 12.000
MONTH

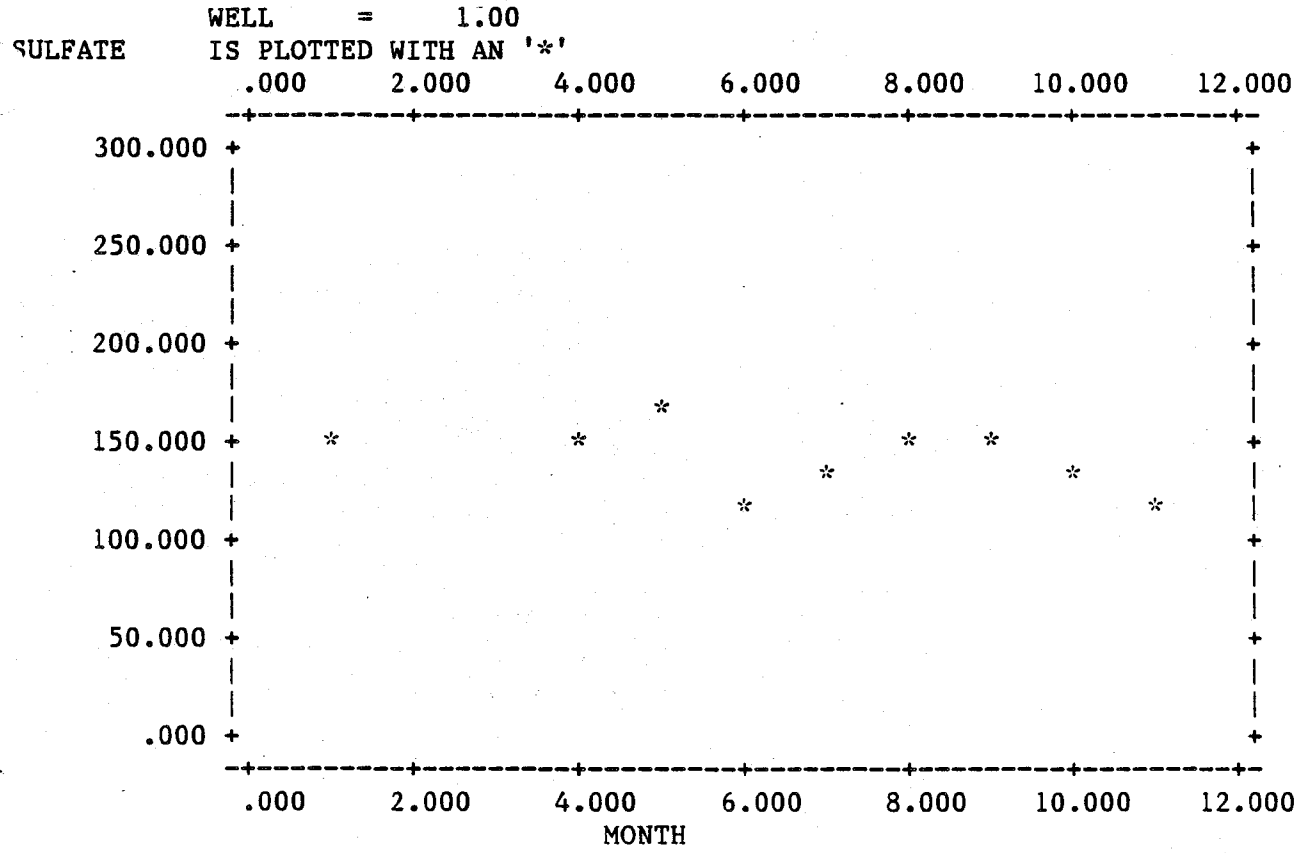
WELL = 1.00
SULFATE
IS PLOTTED WITH AN '*'
.000 2.000 4.000 6.000 8.000 10.000 12.000
300.000
250.000
200.000
150.000
100.000
50.000
.000
.000 2.000 4.000 6.000 8.000 10.000 12.000
MONTH

WELL = 2.00

SULFATE IS PLOTTED WITH AN '*'

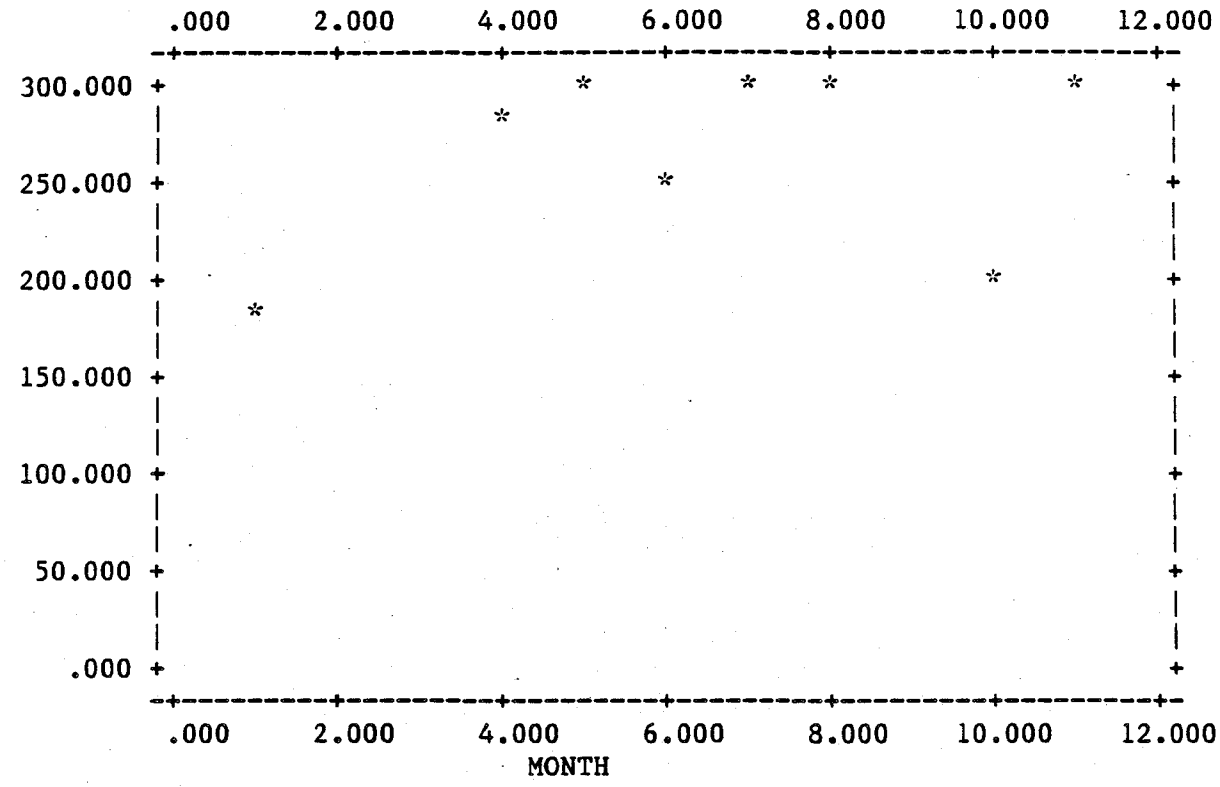

WELL = 3.00

SULFATE IS PLOTTED WITH AN '*'

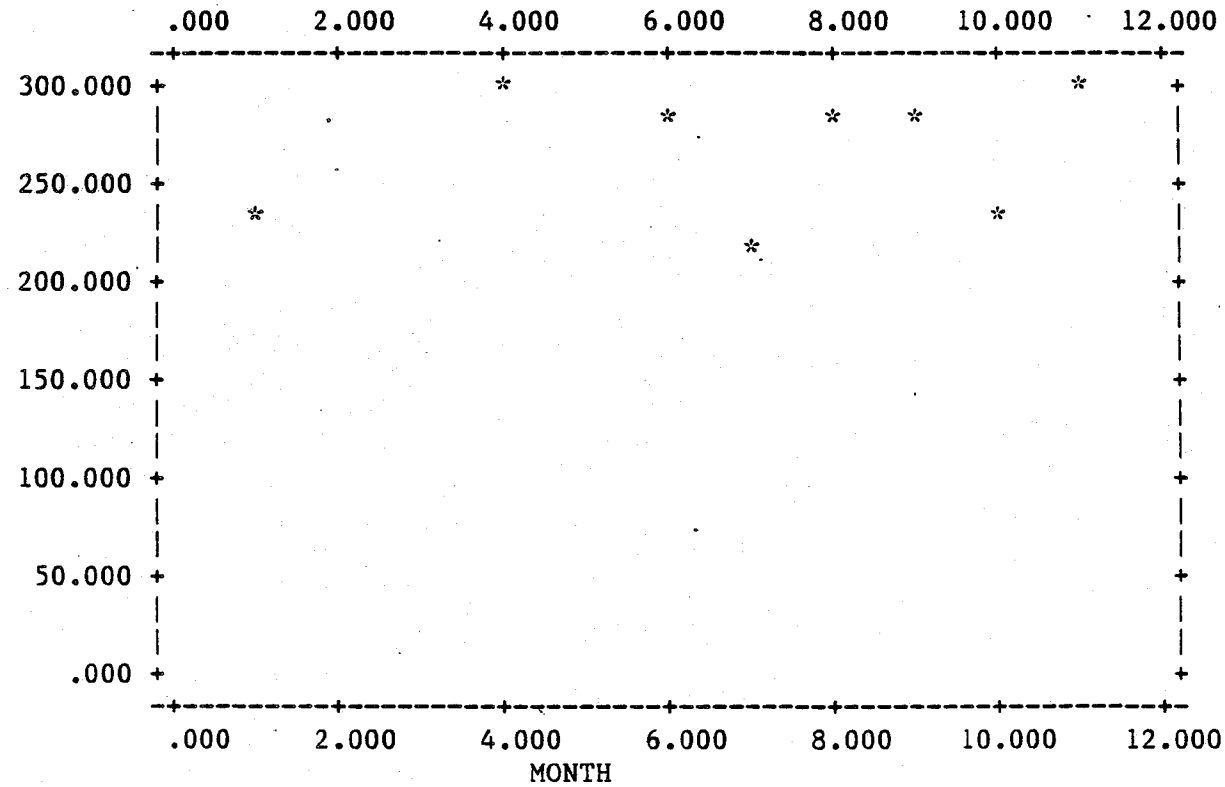

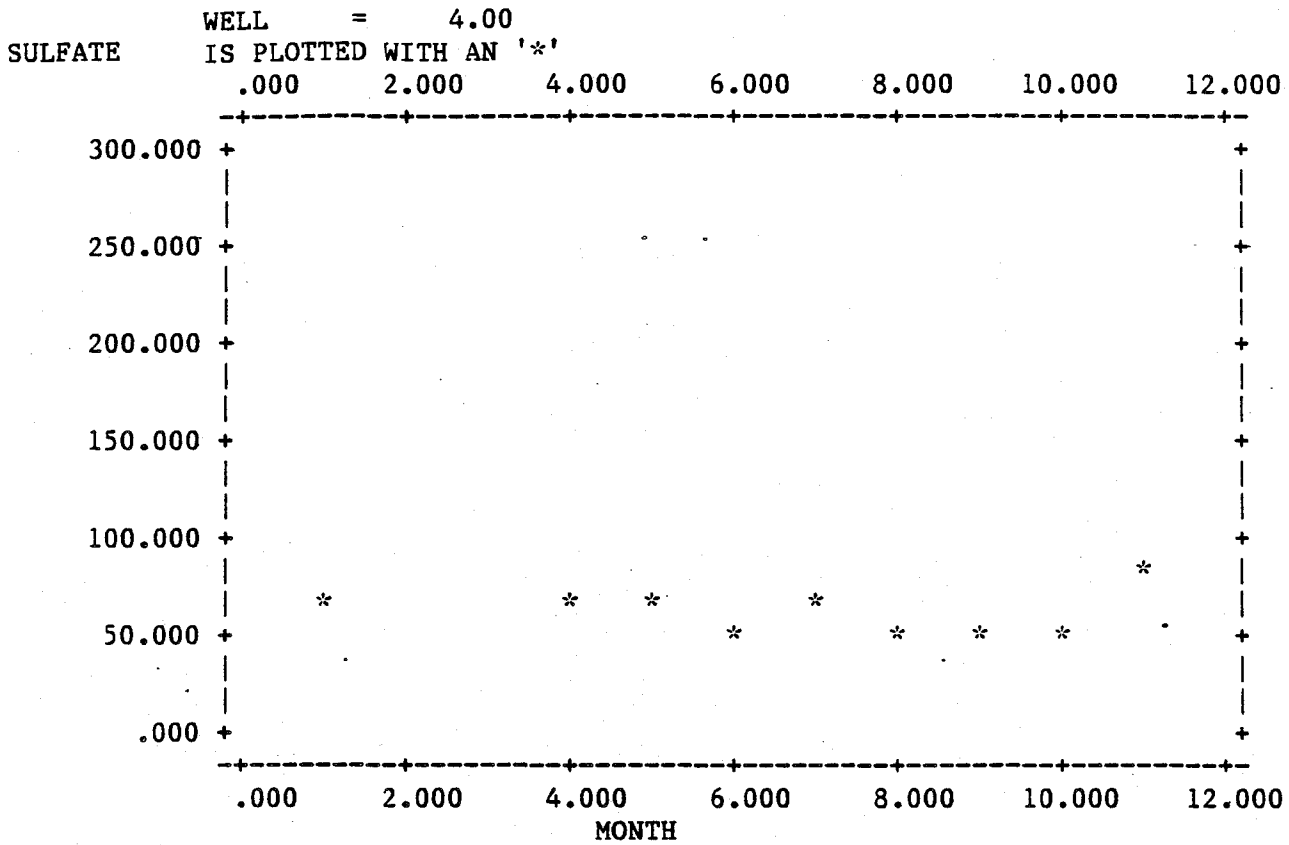
WELL = 4.00
SULFATE
IS PLOTTED WITH AN '*'
.000 2.000 4.000 6.000 8.000 10.000 12.000
300.000
250.000
200.000
150.000
100.000
50.000
.000
.000 2.000 4.000 6.000 8.000 10.000 12.000
MONTH

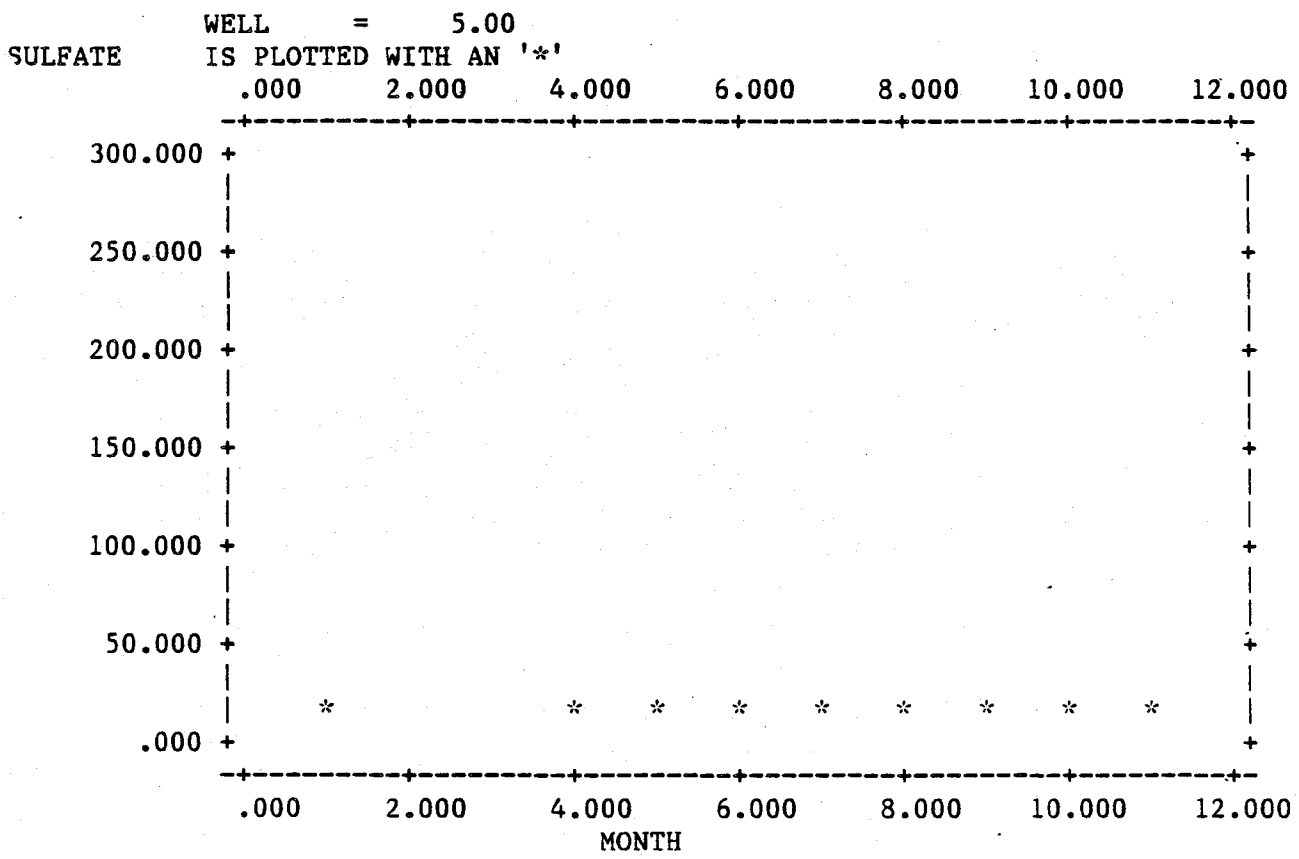
WELL = 5.00
SULFATE
IS PLOTTED WITH AN '*'
.000 2.000 4.000 6.000 8.000 10.000 12.000
300.000
250.000
200.000
150.000
100.000
50.000
.000
.000 2.000 4.000 6.000 8.000 10.000 12.000
MONTH

WELL = 6.00
SULFATE IS PLOTTED WITH AN '*'

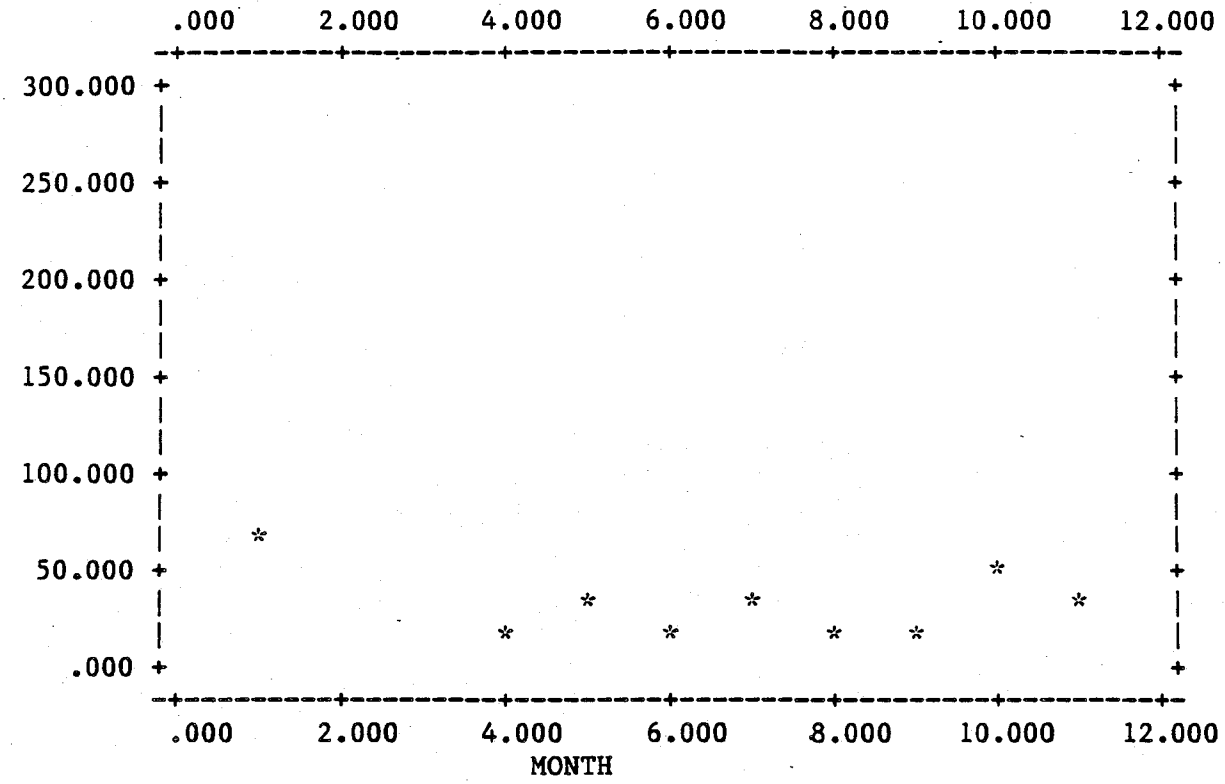

WELL = 1.00
ZINC IS PLOTTED WITH AN '*'

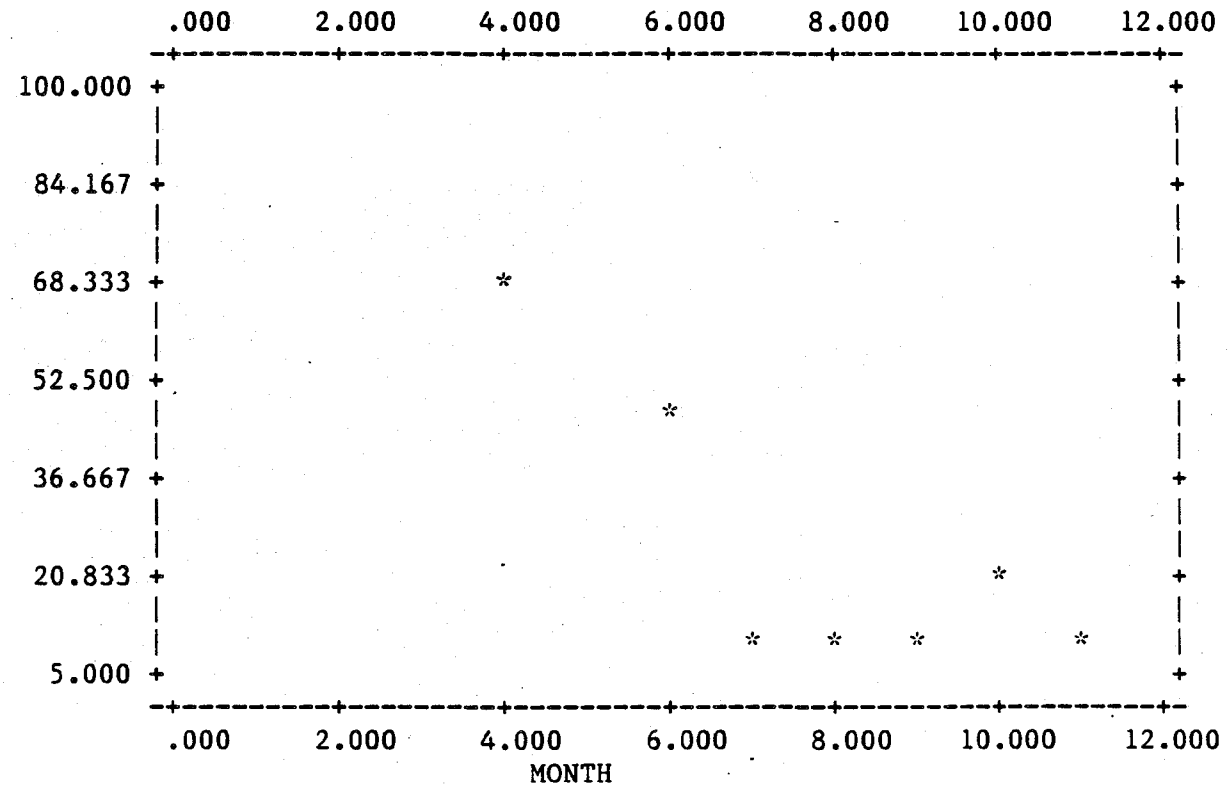

WELL = 2.00
ZINC IS PLOTTED WITH AN '*'

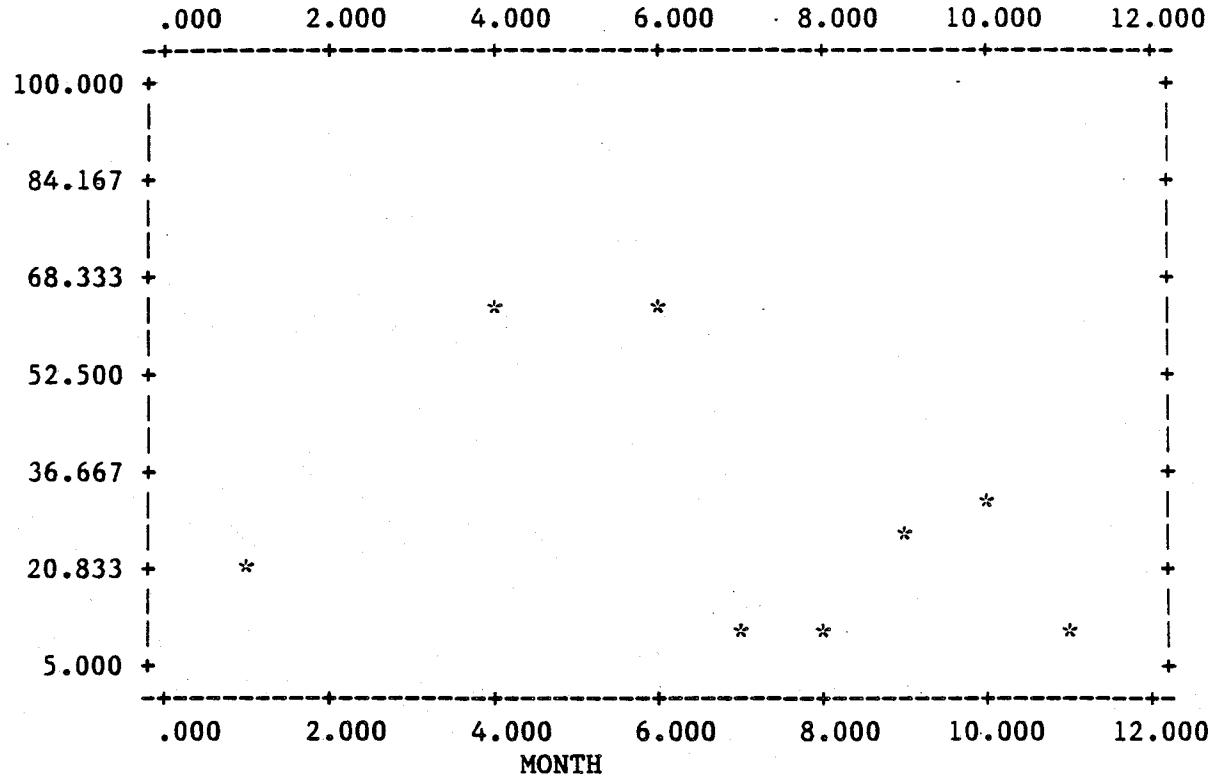

WELL = 3.00
ZINC IS PLOTTED WITH AN '*'

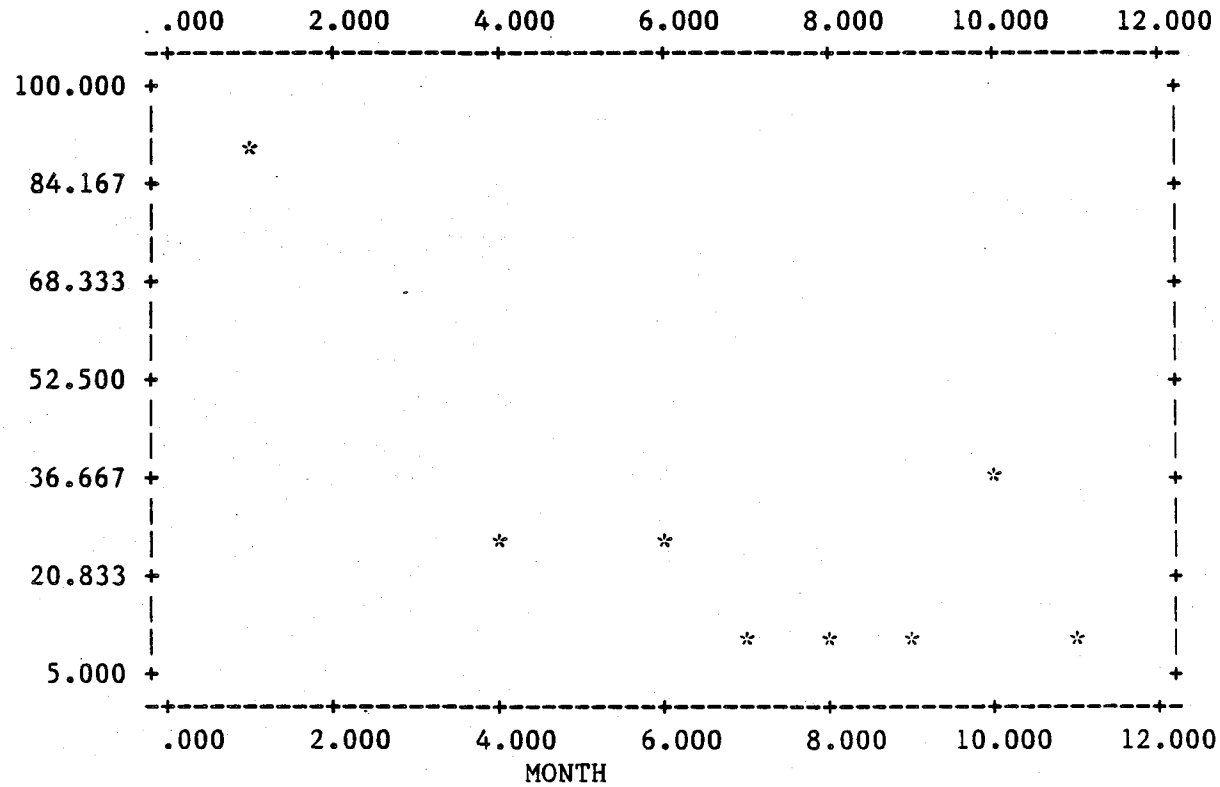

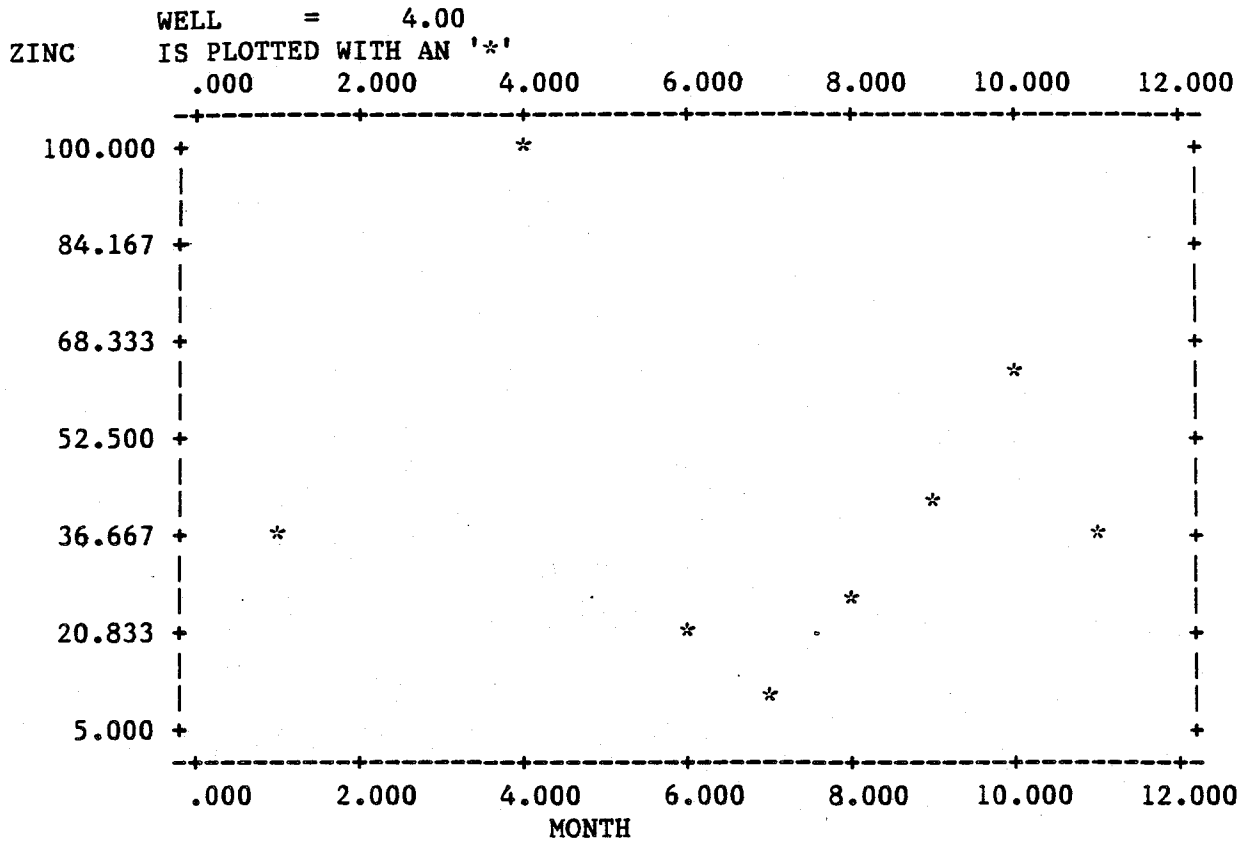
WELL = 4.00
ZINC IS PLOTTED WITH AN '*'
.000 2.000 4.000 6.000 8.000 10.000 12.000
100.000
84.167
68.333
52.500
36.667
20.833
5.000
MONTH

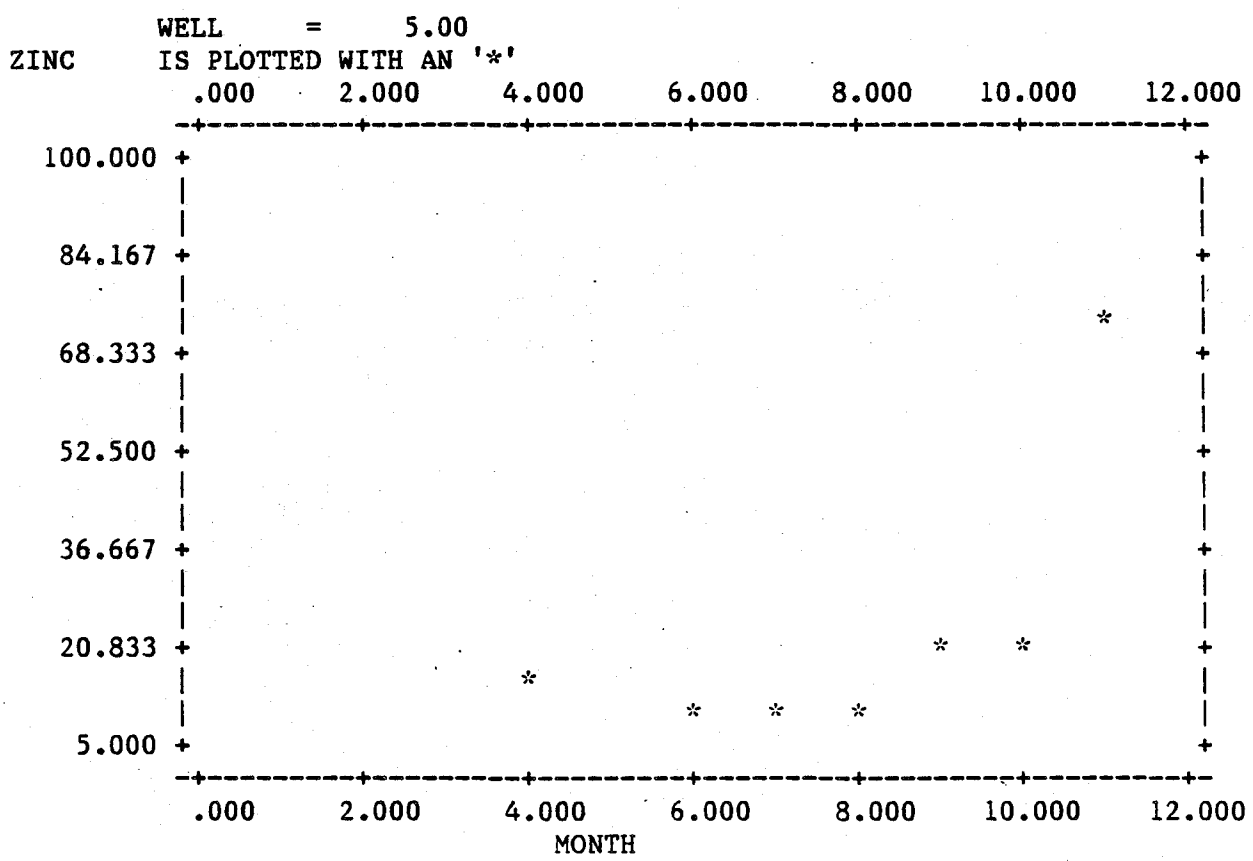
WELL = 5.00
ZINC IS PLOTTED WITH AN '*'
.000 2.000 4.000 6.000 8.000 10.000 12.000
100.000
84.167
68.333
52.500
36.667
20.833
5.000
MONTH

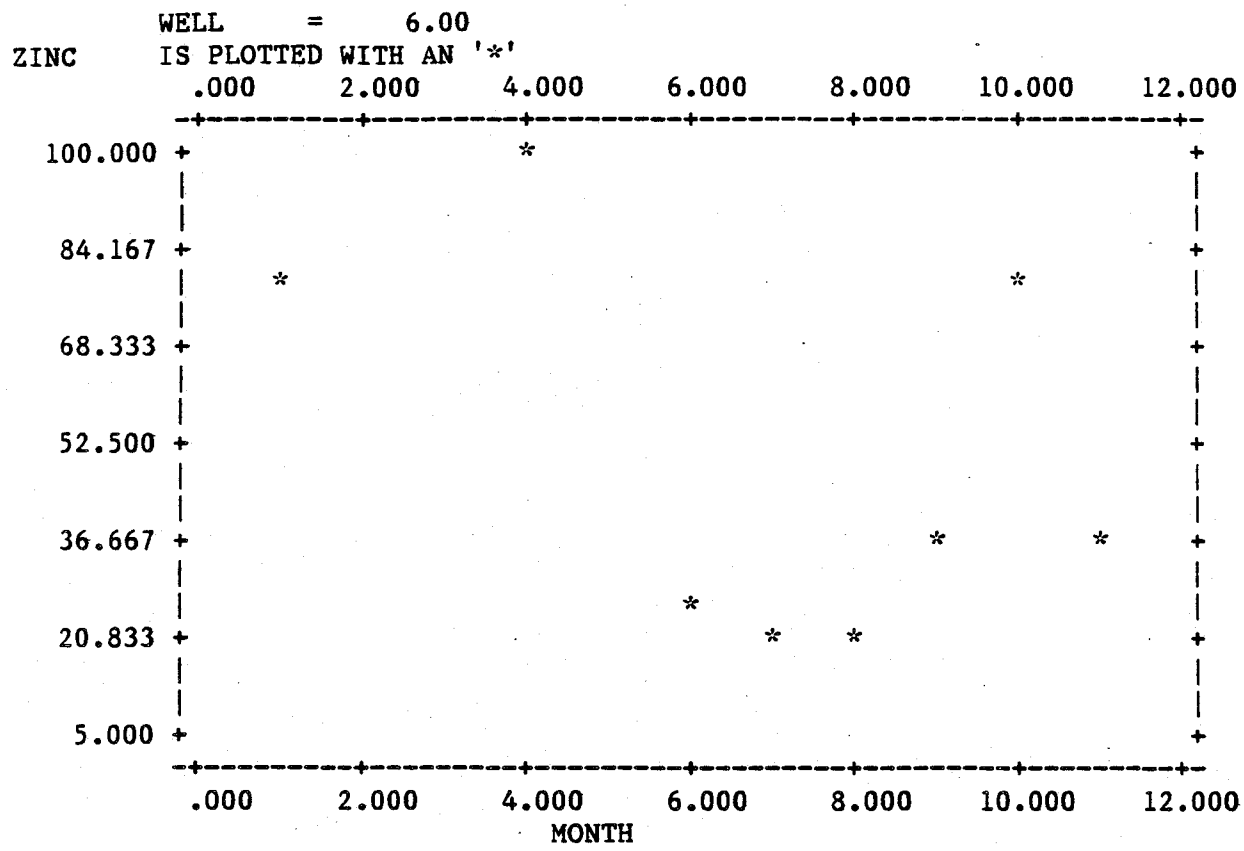
WELL = 6.00
ZINC
IS PLOTTED WITH AN '*'
.000 2.000 4.000 6.000 8.000 10.000 12.000
100.000
84.167
68.333
52.500
36.667
20.833
5.000
.000 2.000 4.000 6.000 8.000 10.000 12.000
MONTH

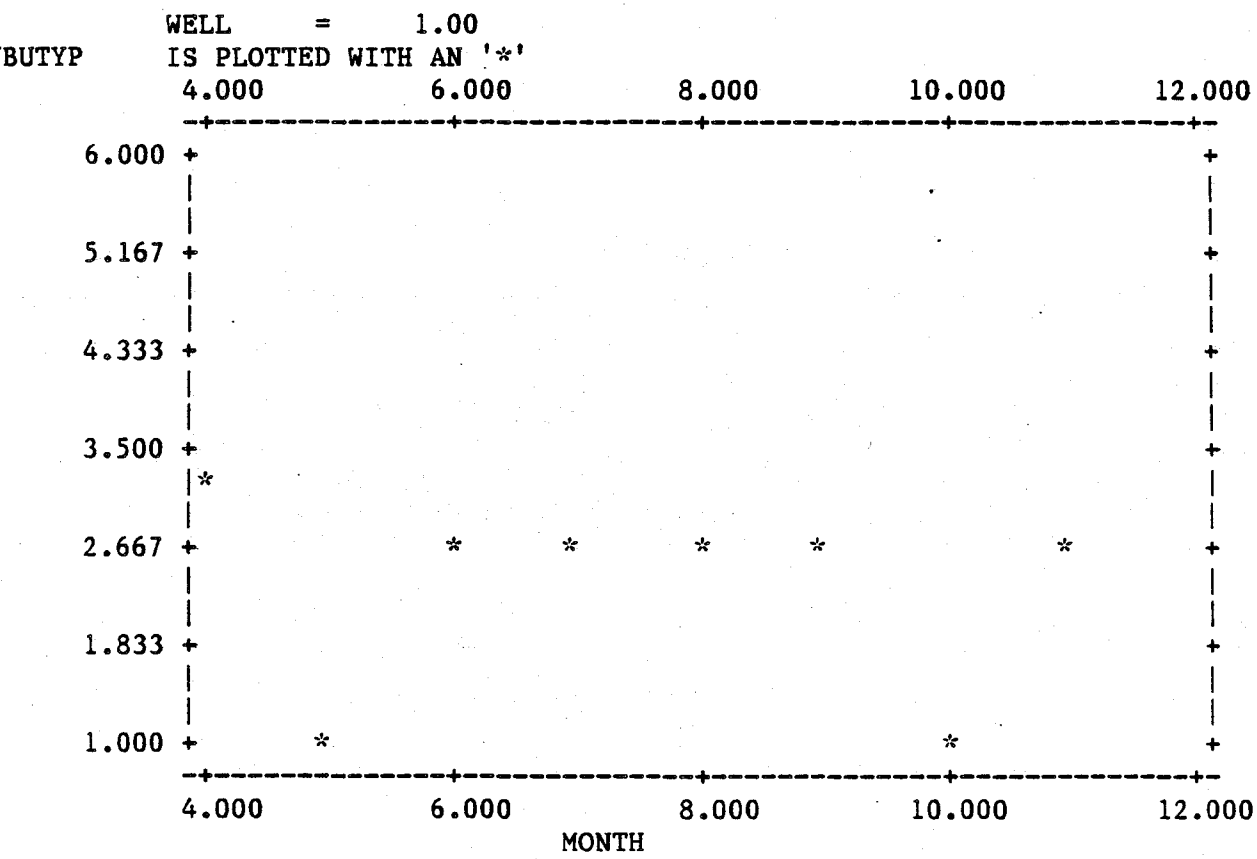
WELL = 1.00
NBUTYP
IS PLOTTED WITH AN '*'
4.000 6.000 8.000 10.000 12.000
6.000
5.167
4.333
3.500
2.667
1.833
1.000
4.000 6.000 8.000 10.000 12.000
MONTH

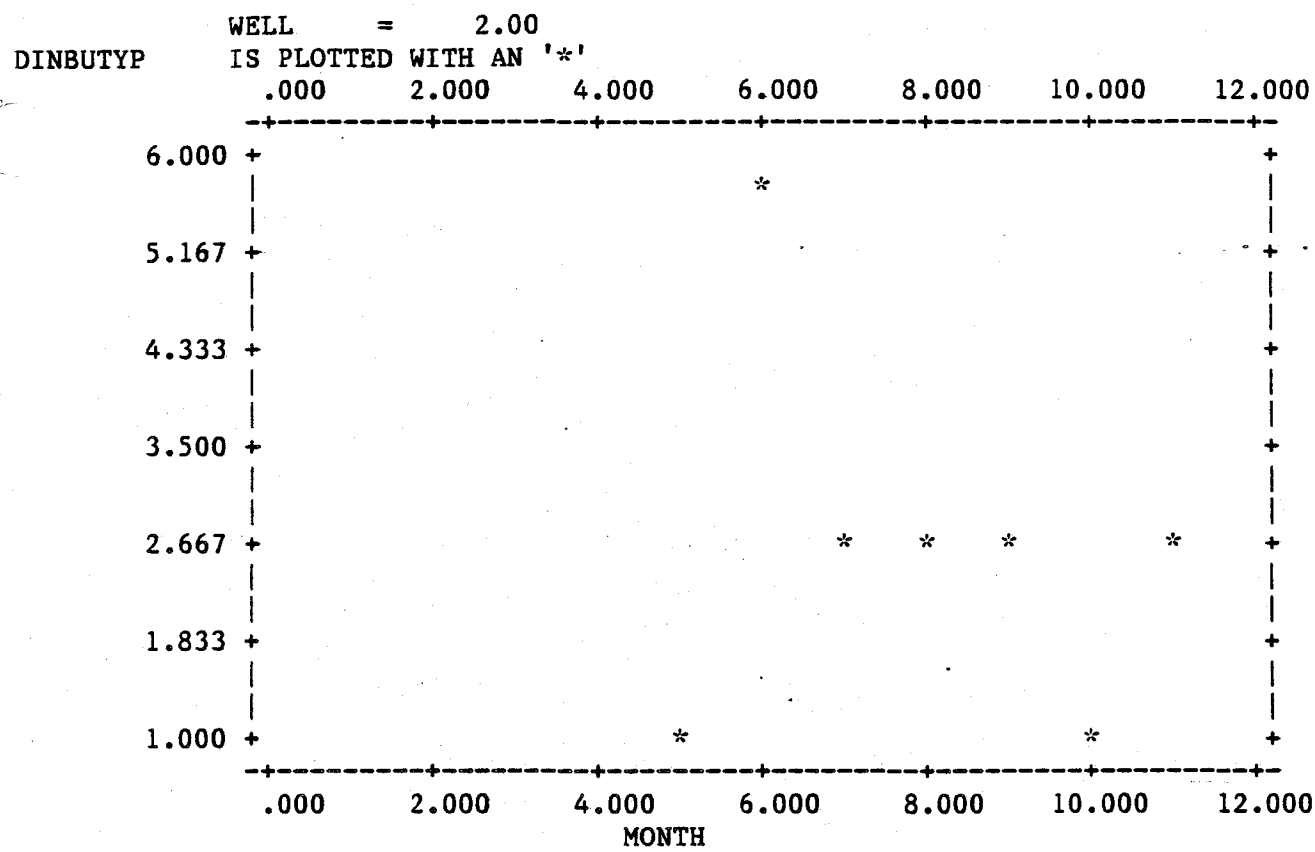
WELL = 2.00
DINBUTYP
IS PLOTTED WITH AN '*'
.000 2.000 4.000 6.000 8.000 10.000 12.000
6.000
5.167
4.333
3.500
2.667
1.833
1.000
MONTH

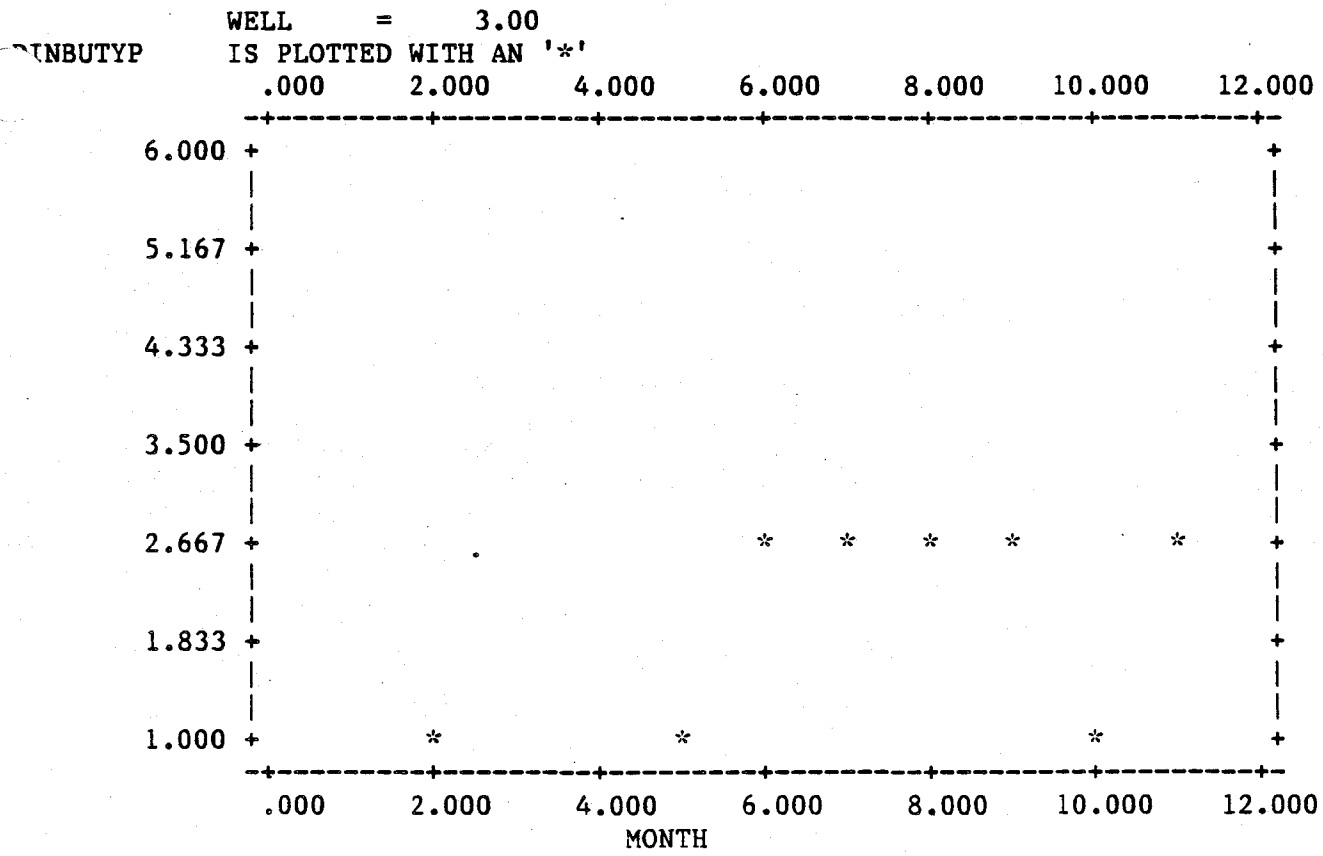
WELL = 3.00
DINBUTYP
IS PLOTTED WITH AN '*'
.000 2.000 4.000 6.000 8.000 10.000 12.000
6.000
5.167
4.333
3.500
2.667
1.833
1.000
MONTH

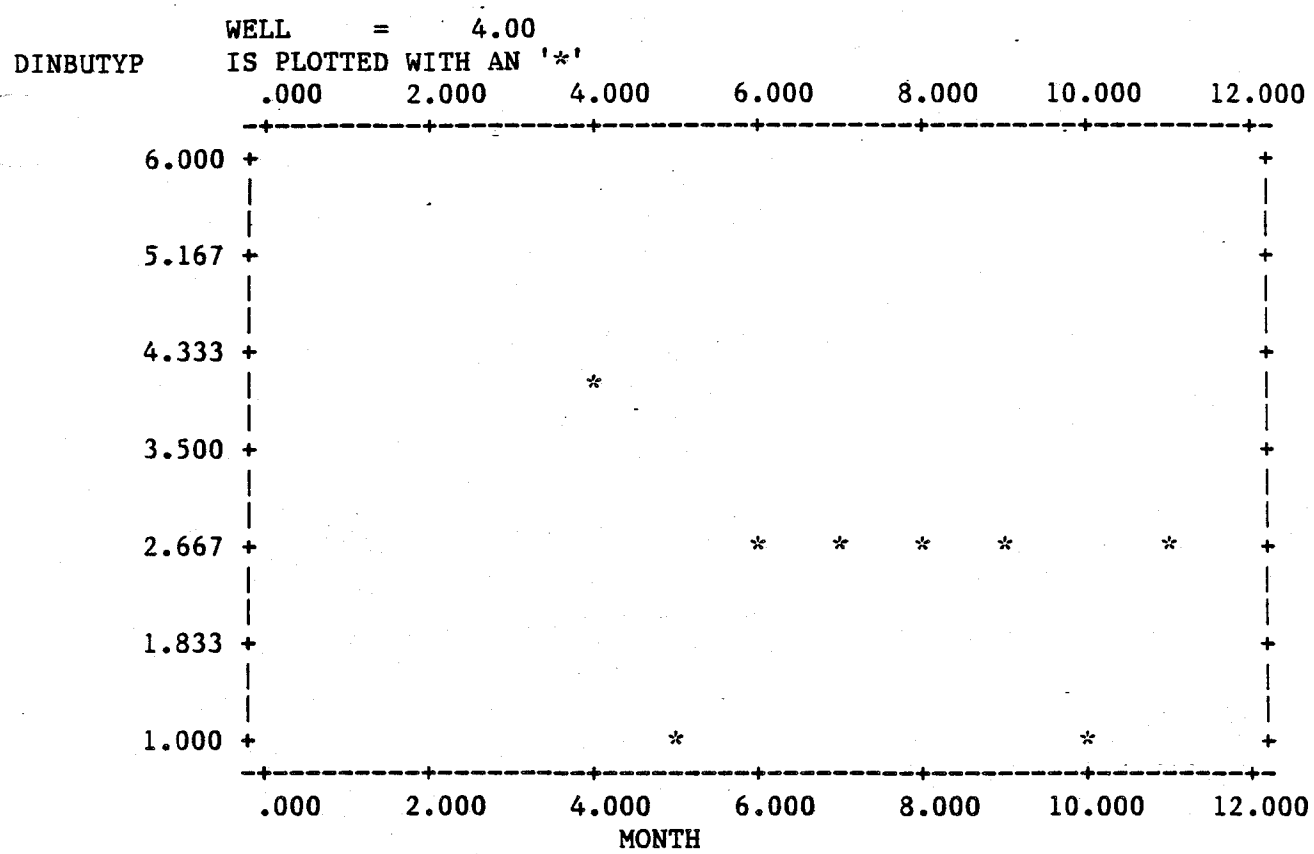
WELL = 4.00
DINBUTYP
IS PLOTTED WITH AN '*'
.000 2.000 4.000 6.000 8.000 10.000 12.000
6.000
5.167
4.333
3.500
2.667
1.833
1.000
MONTH

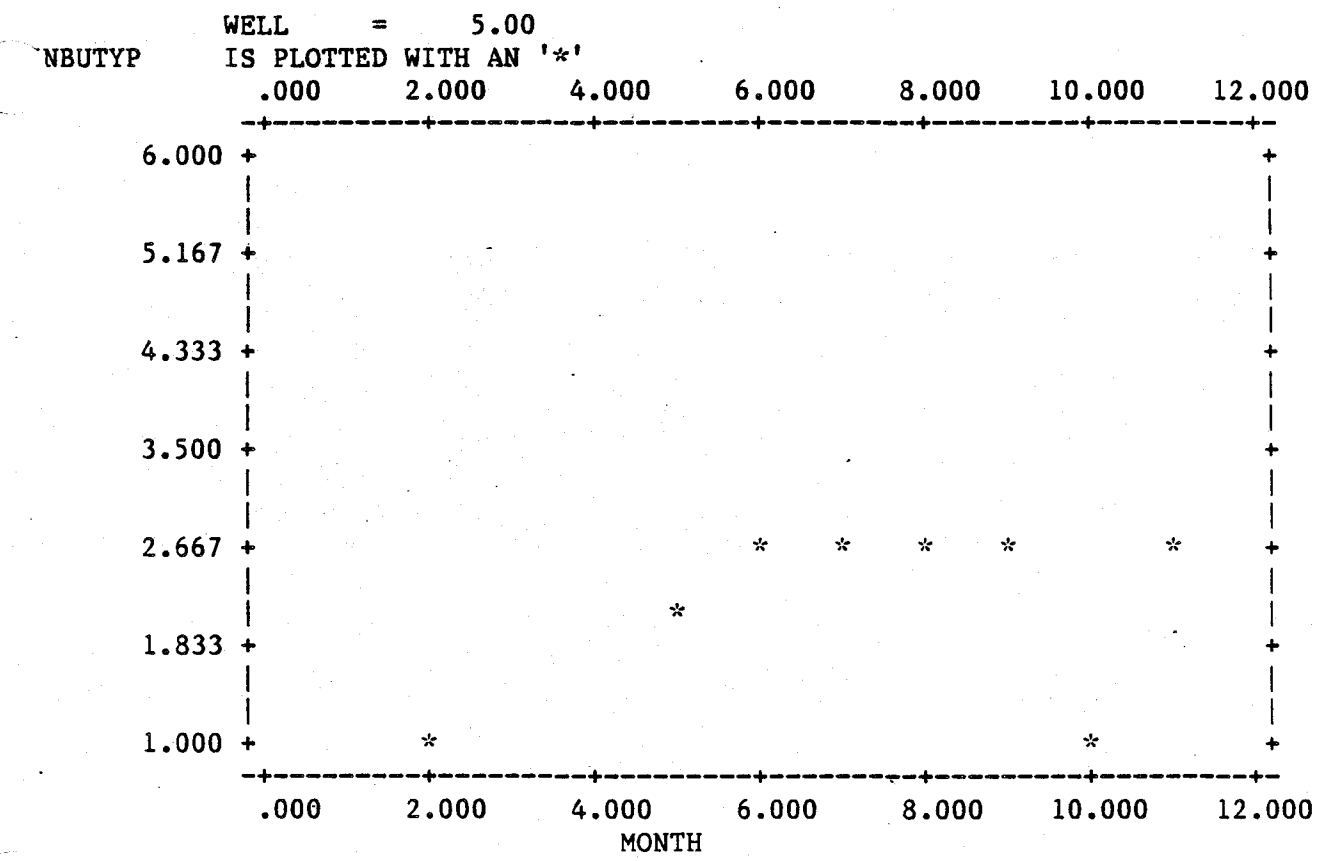
WELL = 5.00
NBUTYP
IS PLOTTED WITH AN '*'
.000 2.000 4.000 6.000 8.000 10.000 12.000
6.000
5.167
4.333
3.500
2.667
1.833
1.000
MONTH

WELL = 6.00
DINBUTYP IS PLOTTED WITH AN '*'

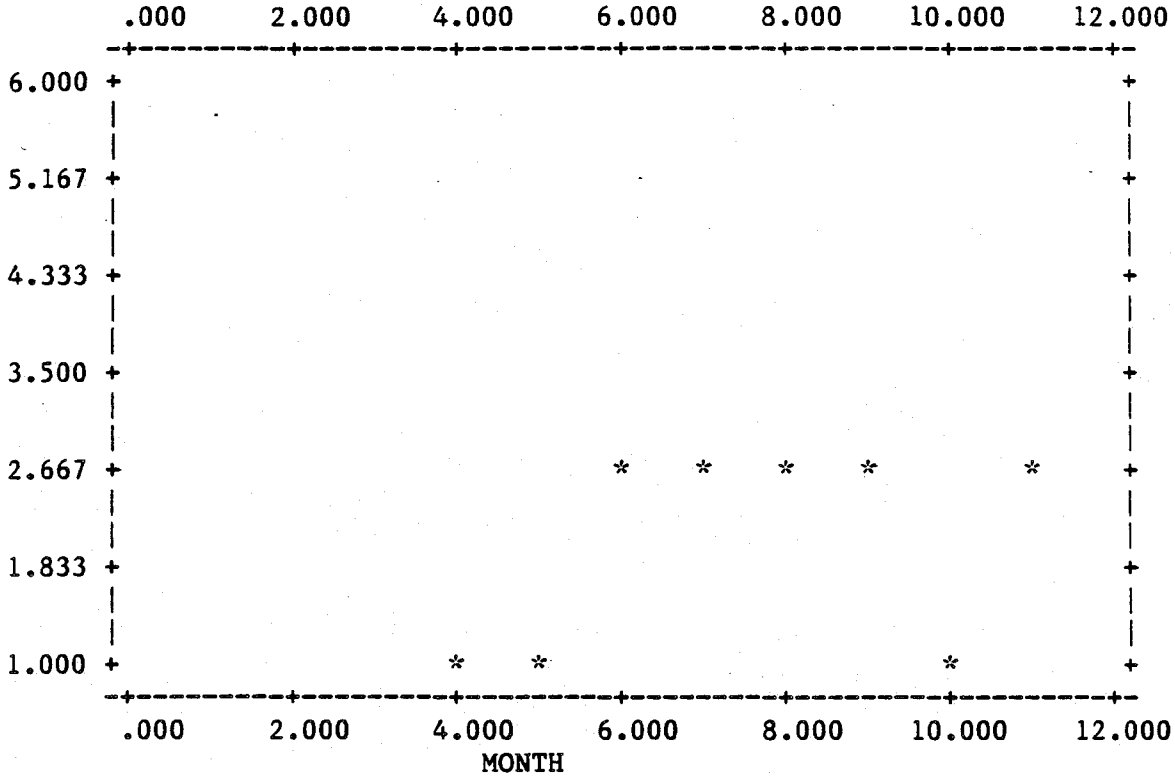

DATA SUMMARIES

JANUARY 1984 THROUGH NOVEMBER 1984

Measured values of parameters sampled at Envirosafe, Inc. waste disposal site
January 1984

Parameter	Well number 1	2	3	4	5	6	Units
PH1	7.20	7.30	7.10	7.10	7.30	7.30	ph units
PH2	7.20	7.30	7.10	7.10	7.30	7.30	ph units
PH3	7.20	7.30	7.10	7.10	7.30	7.30	ph units
PH4	7.20	7.30	7.10	7.10	7.30	7.30	ph units
SPEC1	885.00	1020.00	1300.00	934.00	1320.00	1110.00	umho/cm
SPEC2	885.00	1020.00	1300.00	934.00	1320.00	1100.00	umho/cm
SPEC3	885.00	1010.00	1300.00	938.00	1320.00	1110.00	umho/cm
SPEC4	885.00	1010.00	1300.00	939.00	1310.00	1110.00	umho/cm
RA226	.90	1.30	.50	.70	.50	.60	pCi/L
TOC1	2.60	2.90	3.60	3.80	4.40	6.40	mg/L
TOC2	2.70	3.00	3.40	3.50	4.50	6.20	mg/L
TOC3	2.30	3.00	3.30	3.40	4.50	6.70	mg/L
TOC4	2.50	3.00	3.20	3.40	4.50	6.50	mg/L
TOX1	38.10	21.80	116.00	31.40	41.20	29.20	ug/L
TOX2	43.80	13.50	144.00	59.20	40.10	25.90	ug/L
TOX3	42.90	16.40	133.00	52.20	50.50	28.90	ug/L
TOX4	42.40	27.00	134.00	42.90	33.30	30.90	ug/L
ALPHA	13.00	14.30	7.00	11.00	7.00	10.00	pCi/L
BETA	21.00	39.00	31.00	26.00	20.00	20.00	pCi/L
ENDRIN	.10	.10	.10	0.00	-999.00	.10	ug/L
LINDANE	2.00	2.00	2.00	0.00	-999.00	2.00	ug/L
METHOXYCHLOR	50.00	50.00	50.00	0.00	50.00	50.00	ug/L
TOXAPHEN	2.50	2.50	2.50	0.00	2.50	2.50	ug/L
2,4 D	50.00	50.00	50.00	0.00	50.00	50.00	ug/L
2,4,5 TP	5.00	5.00	5.00	0.00	5.00	5.00	ug/L
PHENOLICS	.05	.05	.05	0.00	.05	.50	ug/L
CHLOROBENZENE	10.00	10.00	10.00	10.00	10.00	10.00	ug/L
CHLOROFORM	10.00	10.00	10.00	10.00	10.00	10.00	ug/L
DICHLOROBROMOMETHANE	10.00	10.00	10.00	10.00	10.00	10.00	ug/L
DICHLORODIFLUOROMETHANE	10.00	10.00	10.00	10.00	10.00	10.00	ug/L
1,1 DICHLOROETHANE	10.00	10.00	10.00	10.00	10.00	10.00	ug/L
METHYL CHLORIDE	10.00	10.00	10.00	10.00	10.00	10.00	ug/L
METHELENE CHLORIDE	10.00	10.00	10.00	10.00	10.00	10.00	ug/L
TOLUENE	10.00	10.00	10.00	10.00	10.00	10.00	ug/L
1,1,1 TRICHLOROETHANE	10.00	10.00	10.00	10.00	10.00	10.00	ug/L
TRICHLOROETHANE	10.00	10.00	10.00	10.00	10.00	10.00	ug/L
TRICHLOROFLUOROMETHANE	10.00	10.00	31.00	10.00	10.00	10.00	ug/L
PHENOL	25.00	25.00	25.00	25.00	25.00	25.00	ug/L
BIS (2 ETHYLHEXYL) PHTHALATE	168.00	10.00	20.00	10.00	28.00	10.00	ug/L
BUTYL BENZYL PHTHALATE	10.00	10.00	10.00	10.00	10.00	10.00	ug/L
DI N OCTYL-PHTHALATE	10.00	10.00	10.00	10.00	10.00	10.00	ug/L

Measured values of parameters sampled at Envirosafe, Inc. waste disposal site
January 1984

Parameter	Well number 1	2	3	4	5	6	Units
AMMONIA AS N	-999.00	-999.00	-999.00	-999.00	-999.00	-999.00	mg/L
ARSENIC	17.00	16.00	7.00	-999.00	8.00	7.00	ug/L
BARIUM	30.00	66.00	46.00	-999.00	600.00	370.00	ug/L
CADMIUM	5.00	5.00	5.00	5.00	5.00	5.00	ug/L
CALCIUM	-999.00	-999.00	-999.00	-999.00	-999.00	-999.00	mg/L
CHLORIDE	22.00	22.00	40.00	72.00	83.00	36.00	mg/L
CHROMIUM	5.00	20.00	20.00	20.00	-999.00	20.00	ug/L
COPPER	8.00	8.00	8.00	8.00	8.00	8.00	ug/L
FLUORIDE	.95	.95	.70	.63	.52	1.40	mg/L
IRON	200.00	200.00	200.00	200.00	200.00	200.00	ug/L
LEAD	17.00	5.00	14.00	5.00	9.00	5.00	ug/L
MAGNESIUM	-999.00	-999.00	410.00	-999.00	-999.00	-999.00	mg/L
MANGANESE	170.00	270.00	410.00	1.30	110.00	110.00	ug/L
MERCURY	.30	.30	.30	.30	.30	.30	ug/L
NICKEL	10.00	10.00	10.00	10.00	16.00	10.00	ug/L
NITRATE	.10	.10	.10	.40	.20	.10	mg/L
POTASSIUM	-999.00	-999.00	-999.00	-999.00	-999.00	-999.00	mg/L
SELENIUM	6.00	6.00	6.00	6.00	6.00	6.00	ug/L
SILVER	10.00	10.00	10.00	10.00	10.00	10.00	ug/L
SODIUM	77.00	73.00	98000.00	90.00	180.00	200.00	ug/L
SULFATE	143.00	180.00	228.00	58.00	14.00	59.00	mg/L
ZINC	110.00	20.00	89.00	35.00	680.00	77.00	ug/L
DI-N-BUTYLPHALATE	-999.00	10.00	10.00	10.00	10.00	10.00	ug/L

Note: All ND and BMDL data recorded as at MDL level, if MDL reported.
If MDL not reported, data recorded as 0.0.
Missing data recorded as -999.00 and not used in calculations.

Measured values of parameters sampled at Envirosafe, Inc. waste disposal site
February 1984

Parameter	Well number 1	2	3	4	5	6	Units
PH1	-999.00	-999.00	-999.00	-999.00	-999.00	-999.00	ph units
PH2	-999.00	-999.00	-999.00	-999.00	-999.00	-999.00	ph units
PH3	-999.00	-999.00	-999.00	-999.00	-999.00	-999.00	ph units
PH4	-999.00	-999.00	-999.00	-999.00	-999.00	-999.00	ph units
SPEC1	-999.00	-999.00	-999.00	-999.00	-999.00	-999.00	umho/cm
SPEC2	-999.00	-999.00	-999.00	-999.00	-999.00	-999.00	umho/cm
SPEC3	-999.00	-999.00	-999.00	-999.00	-999.00	-999.00	umho/cm
SPEC4	-999.00	-999.00	-999.00	-999.00	-999.00	-999.00	umho/cm
RA226	-999.00	-999.00	-999.00	-999.00	-999.00	-999.00	pCi/L
TOC1	-999.00	-999.00	-999.00	-999.00	-999.00	-999.00	mg/L
TOC2	-999.00	-999.00	-999.00	-999.00	-999.00	-999.00	mg/L
TOC3	-999.00	-999.00	-999.00	-999.00	-999.00	-999.00	mg/L
TOC4	-999.00	-999.00	-999.00	-999.00	-999.00	-999.00	mg/L
TOX1	-999.00	-999.00	-999.00	-999.00	-999.00	-999.00	ug/L
TOX2	-999.00	-999.00	-999.00	-999.00	-999.00	-999.00	ug/L
TOX3	-999.00	-999.00	-999.00	-999.00	-999.00	-999.00	ug/L
TOX4	-999.00	-999.00	-999.00	-999.00	-999.00	-999.00	ug/L
ALPHA	-999.00	-999.00	-999.00	-999.00	-999.00	-999.00	pCi/L
BETA	-999.00	-999.00	-999.00	-999.00	-999.00	-999.00	pCi/L
ENDRIN	-999.00	1.00	1.00	1.00	-999.00	-999.00	ug/L
LINDANE	-999.00	-999.00	-999.00	-999.00	-999.00	-999.00	ug/L
METHOXYCHLOR	-999.00	-999.00	-999.00	-999.00	-999.00	-999.00	ug/L
TOXAPHEN	-999.00	1.00	1.00	1.00	-999.00	-999.00	ug/L
2,4 D	-999.00	-999.00	-999.00	-999.00	-999.00	-999.00	ug/L
2,4,5 TP	-999.00	-999.00	-999.00	-999.00	-999.00	-999.00	ug/L
PHENOLICS	-999.00	-999.00	-999.00	-999.00	-999.00	-999.00	ug/L
CHLOROBENZENE	-999.00	1.00	1.00	1.00	1.00	1.00	ug/L
CHLOROFORM	-999.00	1.00	1.00	1.00	.60	1.00	ug/L
DICHLOROBROMOMETHANE	-999.00	1.00	1.00	1.00	1.00	1.00	ug/L
DICHLORODIFLUOROMETHANE	2.00	1.00	1.00	1.00	1.00	1.00	ug/L
1,1 DICHLOROETHANE	-999.00	1.00	1.00	1.00	1.00	1.00	ug/L
METHYL CHLORIDE	-999.00	1.00	1.00	1.00	1.00	1.00	ug/L
METHELENE CHLORIDE	-999.00	2.00	1.00	1.00	1.00	1.00	ug/L
TOLUENE	-999.00	1.00	1.00	1.00	1.00	1.00	ug/L
1,1,1 TRICHLOROETHANE	6.00	1.00	19.00	1.00	36.00	1.00	ug/L
TRICHLOROETHANE	-999.00	1.00	1.00	1.00	1.00	1.00	ug/L
TRICHLOROFLUOROMETHANE	1.00	3.00	2.00	.90	4.00	3.00	ug/L
PHENOL	-999.00	-999.00	3.00	3.00	3.00	5.00	ug/L
BIS (2 ETHYLHEXYL) PHTHALATE	8.00	-999.00	3.00	5.00	27.00	9.00	ug/L
BUTYL BENZYL PHTHALATE	-999.00	-999.00	1.00	1.00	1.00	1.00	ug/L
DI N OCTYL-PHTHALATE	-999.00	-999.00	1.00	1.00	1.00	1.00	ug/L

Measured values of parameters sampled at Envirosafe, Inc. waste disposal site
February 1984

Parameter	Well number 1	2	3	4	5	6	Units
AMMONIA AS N	-999.00	-999.00	-999.00	-999.00	-999.00	-999.00	mg/L
ARSENIC	-999.00	-999.00	-999.00	-999.00	-999.00	-999.00	ug/L
BARIUM	-999.00	-999.00	-999.00	-999.00	-999.00	-999.00	ug/L
CADMIUM	-999.00	-999.00	-999.00	-999.00	-999.00	-999.00	ug/L
CALCIUM	-999.00	-999.00	-999.00	-999.00	-999.00	-999.00	mg/L
CHLORIDE	23.00	24.00	27.00	130.00	87.00	40.00	mg/L
CHROMIUM	-999.00	-999.00	-999.00	-999.00	-999.00	-999.00	ug/L
COPPER	-999.00	-999.00	-999.00	-999.00	-999.00	-999.00	ug/L
FLUORIDE	-999.00	-999.00	-999.00	-999.00	-999.00	-999.00	mg/L
IRON	-999.00	-999.00	-999.00	-999.00	-999.00	-999.00	ug/L
LEAD	-999.00	-999.00	-999.00	-999.00	-999.00	-999.00	ug/L
MAGNESIUM	-999.00	-999.00	-999.00	-999.00	-999.00	-999.00	mg/L
MANGANESE	-999.00	-999.00	-999.00	-999.00	-999.00	-999.00	ug/L
MERCURY	-999.00	-999.00	-999.00	-999.00	-999.00	-999.00	ug/L
NICKEL	-999.00	-999.00	-999.00	-999.00	-999.00	-999.00	ug/L
NITRATE	-999.00	-999.00	-999.00	-999.00	-999.00	-999.00	mg/L
POTASSIUM	-999.00	-999.00	-999.00	-999.00	-999.00	-999.00	mg/L
SELENIUM	-999.00	-999.00	-999.00	-999.00	-999.00	-999.00	ug/L
SILVER	-999.00	-999.00	-999.00	-999.00	-999.00	-999.00	ug/L
SODIUM	-999.00	-999.00	-999.00	-999.00	-999.00	-999.00	ug/L
SULFATE	-999.00	-999.00	-999.00	-999.00	-999.00	-999.00	mg/L
ZINC	-999.00	-999.00	-999.00	-999.00	-999.00	-999.00	ug/L
DI-N-BUTYLPHALATE	-999.00	-999.00	1.00	-999.00	1.00	-999.00	ug/L

Note: All ND and BMDL data recorded as at MDL level, if MDL reported.
If MDL not reported, data recorded as 0.0.
Missing data recorded as -999.00 and not used in calculations.

Note: All ND and BMDL data recorded as at MDL level, if MDL reported.
If MDL not reported, data recorded as 0.0.
Missing data recorded as -999.00 and not used in calculations.

Measured values of parameters sampled at Envirosafe, Inc. waste disposal site
April 1984

Parameter	Well number 1	2	3	4	5	6	Units
PH1	8.00	7.00	7.50	7.00	7.50	7.40	ph units
PH2	8.00	7.00	7.50	7.00	7.50	7.40	ph units
PH3	8.00	7.00	7.50	7.00	7.50	7.40	ph units
PH4	8.00	7.00	7.50	7.00	7.50	7.40	ph units
SPEC1	890.00	1300.00	1400.00	1500.00	1300.00	1200.00	umho/cm
SPEC2	890.00	1300.00	1400.00	1500.00	1300.00	1200.00	umho/cm
SPEC3	890.00	1300.00	1400.00	1500.00	1300.00	1200.00	umho/cm
SPEC4	890.00	1300.00	1400.00	1500.00	1300.00	1200.00	umho/cm
RA226	-999.00	-999.00	-999.00	-999.00	-999.00	-999.00	pCi/L
TOC1	2.40	3.50	3.60	24.00	6.20	8.00	mg/L
TOC2	2.10	4.90	3.20	24.00	7.20	8.30	mg/L
TOC3	2.00	3.10	3.50	24.00	7.40	9.90	mg/L
TOC4	2.60	3.40	3.20	24.00	7.20	10.00	mg/L
TOX1	43.00	240.00	34.00	22.00	19.00	12.00	ug/L
TOX2	41.00	200.00	25.00	28.00	10.00	18.00	ug/L
TOX3	2.10	220.00	18.00	10.00	26.00	26.00	ug/L
TOX4	2.40	200.00	15.00	8.40	24.00	25.00	ug/L
ALPHA	16.00	12.00	9.00	5.00	8.00	10.00	pCi/L
BETA	23.00	46.00	29.00	3.10	2.20	17.00	pCi/L
ENDRIN	.10	.10	.10	.10	.10	.10	ug/L
LINDANE	2.00	2.00	2.00	2.00	2.00	2.00	ug/L
METHOXYCHLOR	50.00	50.00	50.00	50.00	50.00	50.00	ug/L
TOXAPHEN	25.00	2.50	2.50	2.50	2.50	2.50	ug/L
2,4 D	50.00	50.00	50.00	50.00	50.00	50.00	ug/L
2,4,5 TP	5.00	5.00	5.00	5.00	5.00	5.00	ug/L
PHENOLICS	.05	50.00	50.00	50.00	.05	.05	ug/L
CHLOROBENZENE	6.00	6.00	6.00	6.00	6.00	6.00	ug/L
CHLOROFORM	1.60	1.60	1.60	1.60	1.60	1.60	ug/L
DICHLOROBROMOMETHANE	0.00	-999.00	0.00	0.00	0.00	0.00	ug/L
DICHLORODIFLUOROMETHANE	0.00	-999.00	0.00	0.00	0.00	0.00	ug/L
1,1 DICHLOROETHANE	2.80	4.70	4.70	4.70	4.70	4.70	ug/L
METHYL CHLORIDE	0.00	-999.00	0.00	0.00	0.00	0.00	ug/L
METHELENE CHLORIDE	3.00	2.80	6.00	2.80	4.00	2.80	ug/L
TOLUENE	6.00	6.00	6.00	6.00	6.00	6.00	ug/L
1,1,1 TRICHLOROETHANE	3.80	3.80	28.00	3.80	21.00	3.80	ug/L
TRICHLOROETHANE	1.90	1.90	3.00	1.90	1.90	1.90	ug/L
TRICHLOROFLUOROMETHANE	0.00	-999.00	1.00	0.00	0.00	0.00	ug/L
PHENOL	3.00	3.00	3.00	3.00	3.00	3.00	ug/L
BIS (2 ETHYLHEXYL) PHTHALATE	11.00	1.00	10.00	4.00	9.00	10.00	ug/L
BUTYL BENZYL PHTHALATE	1.00	1.00	1.00	1.00	1.00	1.00	ug/L
DI N OCTYL-PHTHALATE	1.00	1.00	1.00	1.00	1.00	1.00	ug/L

Measured values of parameters sampled at Envirosafe, Inc. waste disposal site
April 1984

Parameter	Well number 1	2	3	4	5	6	Units
AMMONIA AS N	-999.00	-999.00	-999.00	-999.00	-999.00	-999.00	mg/L
ARSENIC	12.00	19.00	5.00	5.00	7.00	17.00	ug/L
BARIUM	44.00	46.00	700.00	730.00	700.00	580.00	ug/L
CADMIUM	5.00	5.00	5.00	5.00	5.00	5.00	ug/L
CALCIUM	-999.00	130.00	67.00	100.00	67.00	51.00	mg/L
CHLORIDE	9.20	8.90	21.00	140.00	60.00	29.00	mg/L
CHROMIUM	20.00	20.00	20.00	20.00	20.00	20.00	ug/L
COPPER	10.00	10.00	10.00	10.00	10.00	10.00	ug/L
FLUORIDE	.77	.63	.64	.49	.32	.30	mg/L
IRON	200.00	200.00	200.00	200.00	200.00	200.00	ug/L
LEAD	5.00	5.00	7.00	5.00	5.00	5.00	ug/L
MAGNESIUM	31.00	55.00	61.00	54.00	36.00	28.00	mg/L
MANGANESE	140.00	420.00	330.00	130.00	100.00	70.00	ug/L
MERCURY	.30	.30	.30	.30	.30	.30	ug/L
NICKEL	40.00	10.00	10.00	10.00	10.00	10.00	ug/L
NITRATE	.10	.10	.10	.10	.10	.10	mg/L
POTASSIUM	22.00	29.00	28.00	27.00	22.00	19.00	mg/L
SELENIUM	5.00	5.00	5.00	5.00	5.00	5.00	ug/L
SILVER	9.00	9.00	9.00	9.00	9.00	9.00	ug/L
SODIUM	93.00	84.00	110.00	130.00	170.00	200.00	ug/L
SULFATE	140.00	280.00	300.00	63.00	2.00	13.00	mg/L
ZINC	66.00	61.00	26.00	97.00	13.00	100.00	ug/L
DI-N-BUTYLPHALATE	3.00	7.00	10.00	4.00	7.00	1.00	ug/L

Note: All ND and BMDL data recorded as at MDL level, if MDL reported.
If MDL not reported, data recorded as 0.0.
Missing data recorded as -999.00 and not used in calculations.

Measured values of parameters sampled at Envirosafe, Inc. waste disposal site
May 1984

Parameter	Well number 1	2	3	4	5	6	Units
PH1	7.40	7.40	6.90	7.20	7.30	7.30	ph units
PH2	7.40	7.40	6.90	7.20	7.30	7.30	ph units
PH3	7.40	7.40	6.90	7.20	7.30	7.30	ph units
PH4	7.40	7.40	6.90	7.20	7.30	7.30	ph units
SPEC1	850.00	1300.00	1400.00	1500.00	1300.00	1300.00	umho/cm
SPEC2	850.00	1300.00	1400.00	1500.00	1300.00	1300.00	umho/cm
SPEC3	850.00	1300.00	1400.00	1500.00	1300.00	1300.00	umho/cm
SPEC4	850.00	1300.00	1400.00	1500.00	1300.00	1300.00	umho/cm
RA226	-999.00	-999.00	-999.00	-999.00	-999.00	-999.00	pCi/L
TOC1	1.20	2.00	2.40	2.96	3.90	5.20	mg/L
TOC2	1.20	1.80	2.20	2.88	4.90	5.50	mg/L
TOC3	2.10	1.90	1.90	2.93	4.20	5.90	mg/L
TOC4	2.10	2.60	2.00	3.11	4.80	6.00	mg/L
TOX1	78.00	9.90	54.00	11.00	39.00	74.00	ug/L
TOX2	90.00	28.00	36.00	29.00	58.00	48.00	ug/L
TOX3	51.00	11.00	32.00	39.00	55.00	24.00	ug/L
TOX4	40.00	9.20	47.00	22.00	50.00	52.00	ug/L
ALPHA	-999.00	-999.00	0.00	-999.00	2.60	-999.00	pCi/L
BETA	-999.00	-999.00	0.00	-999.00	13.00	-999.00	pCi/L
ENDRIN	.10	.10	.10	.10	.10	.10	ug/L
LINDANE	2.00	2.00	2.00	2.00	2.00	2.00	ug/L
METHOXYCHLOR	50.00	50.00	50.00	50.00	50.00	50.00	ug/L
TOXAPHEN	2.50	2.50	2.50	2.50	2.50	2.50	ug/L
2,4 D	50.00	50.00	50.00	50.00	50.00	50.00	ug/L
2,4,5 TP	5.00	5.00	5.00	5.00	5.00	5.00	ug/L
PHENOLICS	.05	50.00	50.00	.05	.05	.05	ug/L
CHLOROBENZENE	6.00	6.00	6.00	6.00	6.00	6.00	ug/L
CHLOROFORM	1.60	1.60	1.60	1.60	1.60	1.60	ug/L
DICHLOROBROMOMETHANE	0.00	-999.00	0.00	0.00	0.00	0.00	ug/L
DICHLORODIFLUOROMETHANE	0.00	-999.00	0.00	0.00	0.00	0.00	ug/L
1,1 DICHLOROETHANE	4.70	4.70	4.70	4.70	4.70	4.70	ug/L
METHYL CHLORIDE	0.00	-999.00	0.00	0.00	0.00	0.00	ug/L
METHELENE CHLORIDE	2.80	2.80	2.80	2.80	2.80	2.80	ug/L
TOLUENE	6.00	6.00	6.00	6.00	6.00	6.00	ug/L
1,1,1 TRICHLOROETHANE	3.80	3.80	43.00	3.80	61.00	3.80	ug/L
TRICHLOROETHANE	1.90	1.90	1.90	1.90	1.90	1.90	ug/L
TRICHLOROFLUOROMETHANE	2.00	-999.00	0.00	0.00	0.00	2.00	ug/L
PHENOL	-999.00	-999.00	-999.00	-999.00	-999.00	-999.00	ug/L
BIS (2 ETHYLHEXYL) PHTHALATE	12.00	1.00	19.00	4.00	9.00	3.00	ug/L
BUTYL BENZYL PHTHALATE	1.00	1.00	1.00	1.00	1.00	1.00	ug/L
DI N OCTYL-PHTHALATE	1.00	1.00	1.00	1.00	1.00	1.00	ug/L

Measured values of parameters sampled at Envirosafe, Inc. waste disposal site
June 1984

Parameter	Well number 1	2	3	4	5	6	Units
PH1	7.60	7.60	7.20	7.40	7.30	7.30	ph units
PH2	7.60	7.60	7.20	7.40	7.30	7.30	ph units
PH3	7.60	7.60	7.20	-999.00	7.30	7.30	ph units
PH4	7.60	7.60	7.20	-999.00	7.30	7.30	ph units
SPEC1	940.00	1300.00	1500.00	1600.00	1400.00	1400.00	umho/cm
SPEC2	950.00	1300.00	1500.00	-999.00	1300.00	1300.00	umho/cm
SPEC3	950.00	1300.00	1600.00	-999.00	1200.00	1200.00	umho/cm
SPEC4	950.00	1300.00	1500.00	-999.00	1300.00	1300.00	umho/cm
RA226	-999.00	-999.00	-999.00	-999.00	-999.00	.80	pCi/L
TOC1	4.60	3.30	4.40	4.60	9.70	7.80	mg/L
TOC2	4.70	3.50	4.20	4.90	9.70	7.80	mg/L
TOC3	4.50	3.90	4.30	5.00	9.70	7.80	mg/L
TOC4	5.10	3.70	4.60	1.10	9.60	8.10	mg/L
TOX1	29.00	20.00	33.00	10.00	25.00	35.00	ug/L
TOX2	33.00	19.00	55.00	13.00	27.00	22.00	ug/L
TOX3	27.00	15.00	44.00	42.00	75.00	69.00	ug/L
TOX4	60.00	15.00	56.00	56.00	67.00	60.00	ug/L
ALPHA	25.00	2.70	2.70	16.00	16.00	7.60	pCi/L
BETA	22.00	20.00	25.00	30.00	30.00	30.00	pCi/L
ENDRIN	.10	.10	.10	.10	.10	.10	ug/L
LINDANE	2.00	2.00	2.00	2.00	2.00	2.00	ug/L
METHOXYCHLOR	50.00	50.00	50.00	50.00	50.00	50.00	ug/L
TOXAPHEN	2.50	2.50	2.50	2.50	2.50	2.50	ug/L
2,4 D	50.00	50.00	50.00	50.00	50.00	50.00	ug/L
2,4,5 TP	5.00	5.00	5.00	5.00	5.00	5.00	ug/L
PHENOLICS	.05	-999.00	.05	.05	.05	.05	ug/L
CHLOROBENZENE	6.00	6.00	6.00	6.00	6.00	6.00	ug/L
CHLOROFORM	1.60	1.60	1.60	1.60	1.60	1.60	ug/L
DICHLOROBROMOMETHANE	2.20	2.20	2.20	2.20	2.20	2.20	ug/L
DICHLORODIFLUOROMETHANE	0.00	0.00	0.00	0.00	0.00	0.00	ug/L
1,1 DICHLOROETHANE	4.70	4.70	4.70	4.70	4.70	4.70	ug/L
METHYL CHLORIDE	61.00	61.00	0.00	0.00	0.00	0.00	ug/L
METHELENE CHLORIDE	2.80	2.80	88.00	78.00	71.00	43.00	ug/L
TOLUENE	6.00	6.00	6.00	6.00	6.00	6.00	ug/L
1,1,1 TRICHLOROETHANE	3.80	3.80	5.00	3.80	28.00	3.80	ug/L
TRICHLOROETHANE	1.90	1.90	1.90	1.90	1.90	.90	ug/L
TRICHLOROFLUOROMETHANE	44.00	44.00	0.00	20.00	0.00	52.00	ug/L
PHENOL	-999.00	-999.00	-999.00	-999.00	-999.00	-999.00	ug/L
BIS (2 ETHYLHEXYL) PHTHALATE	2.50	5.00	20.00	12.00	2.50	14.00	ug/L
BUTYL BENZYL PHTHALATE	2.50	2.50	2.50	2.50	2.50	2.50	ug/L
DI N OCTYL-PHTHALATE	2.50	2.50	2.50	2.50	2.50	2.50	ug/L

Measured values of parameters sampled at Envirosafe, Inc. waste disposal site
June 1984

Parameter	Well number 1	2	3	4	5	6	Units
AMMONIA AS N	.11	.74	3.80	10.00	-999.00	9.80	mg/L
ARSENIC	9.00	16.00	5.00	5.00	11.00	18.00	ug/L
BARIUM	27.00	33.00	34.00	800.00	720.00	610.00	ug/L
CADMIUM	5.00	5.00	5.00	5.00	5.00	5.00	ug/L
CALCIUM	81.00	140.00	140.00	110.00	72.00	1.00	mg/L
CHLORIDE	20.00	22.00	22.00	180.00	92.00	36.00	mg/L
CHROMIUM	20.00	20.00	20.00	20.00	20.00	20.00	ug/L
COPPER	-999.00	-999.00	-999.00	-999.00	-999.00	8.00	ug/L
FLUORIDE	.76	.58	.61	.45	.29	.25	mg/L
IRON	200.00	200.00	200.00	200.00	200.00	200.00	ug/L
LEAD	5.00	5.00	5.00	5.00	5.00	5.00	ug/L
MAGNESIUM	33.00	57.00	66.00	59.00	39.00	32.00	mg/L
MANGANESE	150.00	440.00	330.00	130.00	100.00	85.00	ug/L
MERCURY	.30	.30	.30	.30	.30	.30	ug/L
NICKEL	10.00	10.00	10.00	10.00	10.00	10.00	ug/L
NITRATE	.10	.10	.10	.20	.10	.10	mg/L
POTASSIUM	22.00	22.00	22.00	22.00	22.00	22.00	mg/L
SELENIUM	10.00	5.00	5.00	5.00	5.00	5.00	ug/L
SILVER	10.00	10.00	10.00	10.00	10.00	10.00	ug/L
SODIUM	77.00	79.00	110.00	130.00	170.00	210.00	ug/L
SULFATE	110.00	240.00	270.00	48.00	2.00	12.00	mg/L
ZINC	43.00	61.00	24.00	17.00	8.00	22.00	ug/L
DI-N-BUTYLPHALATE	2.50	5.70	2.50	2.50	2.50	2.50	ug/L

Note: All ND and BMDL data recorded as at MDL level, if MDL reported.
If MDL not reported, data recorded as 0.0.
Missing data recorded as -999.00 and not used in calculations.

Measured values of parameters sampled at Envirosafe, Inc. waste disposal site
July 1984

Parameter	Well number 1	2	3	4	5	6	Units
PH1	7.30	6.80	7.00	6.80	7.00	7.50	ph units
PH2	7.30	6.80	7.00	6.80	7.00	7.50	ph units
PH3	7.20	6.80	7.00	6.80	7.00	7.50	ph units
PH4	7.20	6.80	7.00	6.80	7.00	7.50	ph.units
SPEC1	930.00	1400.00	1500.00	1600.00	1400.00	1400.00	umho/cm
SPEC2	940.00	1300.00	1500.00	1600.00	1300.00	1400.00	umho/cm
SPEC3	920.00	1400.00	1500.00	1500.00	1400.00	1400.00	umho/cm
SPEC4	920.00	1400.00	1500.00	1600.00	1400.00	1400.00	umho/cm
RA226	-999.00	-999.00	-999.00	-999.00	-999.00	-999.00	pCi/L
TOC1	1.90	14.00	5.20	13.00	6.30	10.00	mg/L
TOC2	2.00	14.00	5.60	13.00	6.80	9.70	mg/L
TOC3	2.10	14.00	6.80	13.00	6.40	9.90	mg/L
TOC4	2.10	14.00	6.20	14.00	6.30	10.00	mg/L
TOX1	32.00	-999.00	55.00	91.00	85.00	47.00	ug/L
TOX2	31.00	-999.00	50.00	95.00	85.00	47.00	ug/L
TOX3	32.00	-999.00	57.00	94.00	86.00	47.00	ug/L
TOX4	24.00	-999.00	62.00	93.00	86.00	48.00	ug/L
ALPHA	9.90	3.20	3.20	6.20	3.10	3.00	pCi/L
BETA	34.00	37.00	23.00	34.00	22.00	18.00	pCi/L
ENDRIN	.10	.10	.10	.10	.10	.10	ug/L
LINDANE	2.00	2.00	2.00	2.00	2.00	2.00	ug/L
METHOXYCHLOR	50.00	50.00	50.00	50.00	50.00	50.00	ug/L
TOXAPHEN	2.50	2.50	2.50	2.50	2.50	2.50	ug/L
2,4 D	50.00	50.00	50.00	50.00	50.00	50.00	ug/L
2,4,5 TP	5.00	5.00	5.00	5.00	5.00	5.00	ug/L
PHENOLICS	.05	.50	.05	.05	.05	.05	ug/L
CHLOROBENZENE	6.00	6.00	6.00	6.00	6.00	6.00	ug/L
CHLOROFORM	1.60	1.60	1.60	1.60	1.60	1.60	ug/L
DICHLOROBROMOMETHANE	2.20	2.20	2.20	2.20	2.20	2.20	ug/L
DICHLORODIFLUOROMETHANE	0.00	0.00	0.00	0.00	0.00	10.00	ug/L
1,1 DICHLOROETHANE	4.70	4.70	4.70	4.70	4.70	4.70	ug/L
METHYL CHLORIDE	0.00	0.00	0.00	0.00	0.00	10.00	ug/L
METHELENE CHLORIDE	2.80	2.80	23.00	2.80	14.00	2.80	ug/L
TOLUENE	6.00	6.00	6.00	6.00	6.00	6.00	ug/L
1,1,1 TRICHLOROETHANE	3.80	3.80	29.00	3.80	61.00	3.80	ug/L
TRICHLOROETHANE	1.90	1.90	1.90	1.90	1.90	1.90	ug/L
TRICHLOROFLUOROMETHANE	0.00	-999.00	0.00	0.00	0.00	4.00	ug/L
PHENOL	-999.00	-999.00	-999.00	-999.00	-999.00	-999.00	ug/L
BIS (2 ETHYLHEXYL) PHTHALATE	2.50	8.00	10.00	6.00	2.50	259.00	ug/L
BUTYL BENZYL PHTHALATE	2.50	2.50	2.50	2.50	2.50	2.50	ug/L
DI N OCTYL-PHTHALATE	2.50	2.50	2.50	2.50	2.50	2.50	ug/L

Measured values of parameters sampled at Envirosafe, Inc. waste disposal site
July 1984

Parameter	Well number 1	2	3	4	5	6	Units
AMMONIA AS N	-999.00	-999.00	-999.00	-999.00	-999.00	-999.00	mg/L
ARSENIC	36.00	13.00	5.00	5.00	11.00	31.00	ug/L
BARIUM	22.00	27.00	29.00	830.00	720.00	630.00	ug/L
CADMIUM	5.00	5.00	5.00	5.00	5.00	5.00	ug/L
CALCIUM	80.00	160.00	140.00	-999.00	74.00	-999.00	mg/L
CHLORIDE	26.00	25.00	26.00	200.00	100.00	39.00	mg/L
CHROMIUM	10.00	10.00	10.00	10.00	10.00	10.00	ug/L
COPPER	10.00	10.00	10.00	10.00	10.00	10.00	ug/L
FLUORIDE	.71	.55	.63	49.00	.33	.33	mg/L
IRON	2000.00	200.00	200.00	200.00	200.00	200.00	ug/L
LEAD	11.00	5.00	5.00	12.00	18.00	5.00	ug/L
MAGNESIUM	33.00	66.00	67.00	61.00	40.00	32.00	mg/L
MANGANESE	140.00	520.00	320.00	130.00	97.00	80.00	ug/L
MERCURY	.30	.30	.30	.30	.30	.30	ug/L
NICKEL	20.00	20.00	20.00	-999.00	20.00	20.00	ug/L
NITRATE	.10	.10	.10	.27	.10	.10	mg/L
POTASSIUM	24.00	32.00	30.00	29.00	21.00	19.00	mg/L
SELENIUM	9.00	5.00	5.00	5.00	5.00	5.00	ug/L
SILVER	10.00	10.00	10.00	10.00	10.00	10.00	ug/L
SODIUM	77.00	83.00	120.00	130.00	180.00	210.00	ug/L
SULFATE	132.00	300.00	210.00	61.00	10.00	27.00	mg/L
ZINC	6.00	8.00	6.00	6.00	6.00	20.00	ug/L
DI-N-BUTYLPHALATE	2.50	2.50	2.50	2.50	2.50	2.50	ug/L

Note: All ND and BMDL data recorded as at MDL level, if MDL reported.
If MDL not reported, data recorded as 0.0.
Missing data recorded as -999.00 and not used in calculations.

Measured values of parameters sampled at Envirosafe, Inc. waste disposal site
August 1984

Parameter	Well number 1	2	3	4	5	6	Units
PH1	7.00	6.90	6.80	7.10	7.10	7.20	ph units
PH2	-999.00	6.90	7.00	7.10	7.10	7.20	ph units
PH3	-999.00	6.90	7.00	7.10	7.10	7.20	ph units
PH4	-999.00	6.90	7.00	7.10	7.10	7.20	ph units
SPEC1	920.00	1400.00	1500.00	1600.00	1400.00	1400.00	umho/cm
SPEC2	950.00	1400.00	1500.00	1600.00	1400.00	1400.00	umho/cm
SPEC3	950.00	1400.00	1500.00	1600.00	1400.00	1400.00	umho/cm
SPEC4	930.00	1400.00	1500.00	1600.00	1400.00	1400.00	umho/cm
RA226	.30	-999.00	-999.00	-999.00	-999.00	-999.00	pCi/L
TOC1	2.00	7.00	2.80	5.70	9.00	19.00	mg/L
TOC2	2.00	7.50	2.10	6.70	8.90	19.00	mg/L
TOC3	2.30	7.50	2.50	6.20	8.90	21.00	mg/L
TOC4	1.70	7.30	2.50	6.20	9.40	21.00	mg/L
TOX1	160.00	26.00	37.00	57.00	43.00	21.00	ug/L
TOX2	160.00	31.00	35.00	30.00	47.00	17.00	ug/L
TOX3	63.00	40.00	35.00	28.00	51.00	24.00	ug/L
TOX4	93.00	28.00	29.00	19.00	51.00	16.00	ug/L
ALPHA	13.00	3.80	3.80	4.40	3.80	4.10	pCi/L
BETA	26.00	31.00	31.00	31.00	24.00	19.00	pCi/L
ENDRIN	.10	.10	.10	.10	.10	.10	ug/L
LINDANE	2.00	2.00	2.00	2.00	2.00	2.00	ug/L
METHOXYCHLOR	50.00	50.00	50.00	50.00	50.00	50.00	ug/L
TOXAPHEN	2.50	2.50	2.50	2.50	2.50	2.50	ug/L
2,4 D	50.00	50.00	50.00	50.00	50.00	50.00	ug/L
2,4,5 TP	5.00	5.00	5.00	5.00	5.00	5.00	ug/L
PHENOLICS	.05	.05	.05	.05	.05	.05	ug/L
CHLOROBENZENE	6.00	6.00	6.00	6.00	6.00	6.00	ug/L
CHLOROFORM	1.60	1.60	1.60	1.60	1.60	1.60	ug/L
DICHLOROBROMOMETHANE	2.20	2.20	2.20	2.20	2.20	2.20	ug/L
DICHLORODIFLUOROMETHANE	0.00	0.00	0.00	0.00	0.00	0.00	ug/L
1,1 DICHLOROETHANE	4.70	4.70	4.70	4.70	2.00	4.70	ug/L
METHYL CHLORIDE	0.00	0.00	0.00	0.00	0.00	0.00	ug/L
METHELENE CHLORIDE	1.00	3.00	2.80	2.00	3.00	21.00	ug/L
TOLUENE	6.00	6.00	6.00	6.00	6.00	1.60	ug/L
1,1,1 TRICHLOROETHANE	4.00	3.80	10.00	3.80	60.00	5.00	ug/L
TRICHLOROETHANE	1.90	1.90	1.90	1.90	1.90	0.00	ug/L
TRICHLOROFLUOROMETHANE	1.00	1.00	0.00	0.00	1.00	0.00	ug/L
PHENOL	-999.00	-999.00	-999.00	-999.00	-999.00	-999.00	ug/L
BIS (2 ETHYLHEXYL) PHTHALATE	2.50	2.50	2.50	2.50	2.50	4.00	ug/L
BUTYL BENZYL PHTHALATE	2.50	2.50	2.50	2.50	2.50	2.50	ug/L
DI N OCTYL-PHTHALATE	2.50	2.50	2.50	2.50	2.50	2.50	ug/L

Measured values of parameters sampled at Envirosafe, Inc. waste disposal site
August 1984

Parameter	Well number 1	2	3	4	5	6	Units
AMMONIA AS N	-999.00	.66	4.90	11.00	12.00	11.00	mg/L
ARSENIC	5.00	5.00	5.00	5.00	10.00	35.00	ug/L
BARIUM	14.00	17.00	21.00	790.00	700.00	640.00	ug/L
CADMIUM	5.00	5.00	5.00	5.00	5.00	5.00	ug/L
CALCIUM	78.00	140.00	140.00	-999.00	74.00	57.00	mg/L
CHLORIDE	39.00	37.00	40.00	170.00	110.00	50.00	mg/L
CHROMIUM	20.00	20.00	20.00	20.00	20.00	20.00	ug/L
COPPER	8.00	8.00	8.00	8.00	8.00	8.00	ug/L
FLUORIDE	.83	.66	.10	.57	.36	.31	mg/L
IRON	100.00	100.00	100.00	100.00	100.00	100.00	ug/L
LEAD	5.00	5.00	5.00	5.00	5.00	5.00	ug/L
MAGNESIUM	32.00	59.00	64.00	58.00	40.00	31.00	mg/L
MANGANESE	150.00	410.00	310.00	140.00	83.00	63.00	ug/L
MERCURY	.30	.30	.30	.30	.30	.30	ug/L
NICKEL	20.00	20.00	20.00	20.00	20.00	-999.00	ug/L
NITRATE	.24	.11	.10	.51	.10	.36	mg/L
POTASSIUM	23.00	30.00	29.00	27.00	21.00	18.00	mg/L
SELENIUM	8.00	5.00	5.00	5.00	5.00	5.00	ug/L
SILVER	6.00	6.00	6.00	6.00	6.00	-999.00	ug/L
SODIUM	72.00	75.00	110.00	130.00	160.00	220.00	ug/L
SULFATE	140.00	300.00	270.00	38.00	2.00	9.00	mg/L
ZINC	7.00	7.00	7.00	21.00	7.00	20.00	ug/L
DI-N-BUTYLPHALATE	2.50	2.50	2.50	2.50	2.50	2.50	ug/L

Note: All ND and BMDL data recorded as at MDL level, if MDL reported.
If MDL not reported, data recorded as 0.0.
Missing data recorded as -999.00 and not used in calculations.

Measured values of parameters sampled at Envirosafe, Inc. waste disposal site
September 1984

Parameter	Well number 1	2	3	4	5	6	Units
PH1	7.20	6.90	7.00	7.40	7.00	7.70	ph units
PH2	-999.00	6.90	7.00	7.40	7.00	7.70	ph units
PH3	-999.00	6.90	7.00	7.40	7.00	7.70	ph units
PH4	-999.00	6.90	7.00	7.40	7.00	7.70	ph units
SPEC1	840.00	1300.00	1400.00	1600.00	1300.00	1400.00	umho/cm
SPEC2	850.00	1300.00	1400.00	1700.00	1500.00	1400.00	umho/cm
SPEC3	860.00	1400.00	1400.00	1700.00	1500.00	1400.00	umho/cm
SPEC4	860.00	1400.00	1400.00	1700.00	1500.00	1400.00	umho/cm
RA226	-999.00	-999.00	-999.00	-999.00	-999.00	-999.00	pCi/L
TOC1	1.20	3.50	1.50	2.50	6.30	7.50	mg/L
TOC2	1.00	3.30	1.70	3.10	6.80	7.30	mg/L
TOC3	1.00	3.30	1.40	3.40	6.90	7.10	mg/L
TOC4	1.00	2.90	2.20	2.90	6.60	7.30	mg/L
TOX1	19.00	5.00	15.00	33.00	38.00	16.00	ug/L
TOX2	18.00	5.00	21.00	14.00	63.00	67.00	ug/L
TOX3	11.00	5.00	23.00	5.00	47.00	22.00	ug/L
TOX4	18.00	9.70	16.00	11.00	120.00	15.00	ug/L
ALPHA	12.00	15.00	5.70	3.70	4.20	3.00	pCi/L
BETA	28.00	41.00	40.00	37.00	23.00	30.00	pCi/L
ENDRIN	.10	.10	.10	.10	.10	.10	ug/L
LINDANE	2.00	2.00	2.00	2.00	2.00	2.00	ug/L
METHOXYCHLOR	50.00	50.00	50.00	50.00	50.00	50.00	ug/L
TOXAPHEN	2.50	2.50	2.50	2.50	2.50	2.50	ug/L
2,4 D	50.00	50.00	50.00	50.00	50.00	50.00	ug/L
2,4,5 TP	5.00	5.00	5.00	5.00	5.00	5.00	ug/L
PHENOLICS	.29	.17	.05	.05	.05	.05	ug/L
CHLOROBENZENE	6.00	6.00	6.00	6.00	6.00	6.00	ug/L
CHLOROFORM	1.60	1.60	1.60	1.60	1.60	1.60	ug/L
DICHLOROBROMOMETHANE	2.20	2.20	2.20	2.20	2.20	2.20	ug/L
DICHLORODIFLUOROMETHANE	0.00	0.00	0.00	0.00	0.00	0.00	ug/L
1,1 DICHLOROETHANE	4.70	4.70	4.70	4.70	4.70	4.70	ug/L
METHYL CHLORIDE	0.00	0.00	0.00	0.00	0.00	0.00	ug/L
METHELENE CHLORIDE	2.80	2.80	111.00	2.80	49.00	2.80	ug/L
TOLUENE	6.00	6.00	6.00	6.00	6.00	6.00	ug/L
1,1,1 TRICHLOROETHANE	3.80	3.80	4.00	3.80	12.00	3.80	ug/L
TRICHLOROETHANE	1.90	1.90	1.90	1.90	1.90	1.90	ug/L
TRICHLOROFLUOROMETHANE	0.00	0.00	12.00	0.00	36.00	1.00	ug/L
PHENOL	-999.00	-999.00	-999.00	-999.00	-999.00	-999.00	ug/L
BIS (2 ETHYLHEXYL) PHTHALATE	8.00	2.50	7.00	3.00	2.50	3.00	ug/L
BUTYL BENZYL PHTHALATE	2.50	2.50	2.50	2.50	2.50	2.50	ug/L
DI N OCTYL-PHTHALATE	2.50	2.50	2.50	2.50	2.50	2.50	ug/L

Measured values of parameters sampled at Envirosafe, Inc. waste disposal site
September 1984

Parameter	Well number 1	2	3	4	5	6	Units
AMMONIA AS N	.35	.63	4.00	8.30	11.00	-999.00	mg/L
ARSENIC	11.00	15.00	10.00	10.00	5.00	36.00	ug/L
BARIUM	24.00	30.00	35.00	740.00	740.00	670.00	ug/L
CADMIUM	5.00	5.00	5.00	5.00	5.00	5.00	ug/L
CALCIUM	71.00	140.00	140.00	-999.00	70.00	55.00	mg/L
CHLORIDE	240.00	3.60	3.60	240.00	120.00	47.00	mg/L
CHROMIUM	20.00	20.00	20.00	20.00	20.00	20.00	ug/L
COPPER	10.00	10.00	10.00	10.00	10.00	10.00	ug/L
FLUORIDE	.77	.58	.66	.50	.32	.28	mg/L
IRON	200.00	200.00	200.00	200.00	200.00	200.00	ug/L
LEAD	5.00	5.00	5.00	5.00	5.00	5.00	ug/L
MAGNESIUM	30.00	59.00	64.00	58.00	39.00	32.00	mg/L
MANGANESE	110.00	430.00	290.00	150.00	70.00	74.00	ug/L
MERCURY	.30	.30	.30	.30	.30	.30	ug/L
NICKEL	20.00	20.00	20.00	20.00	20.00	20.00	ug/L
NITRATE	.10	.10	.10	.18	.10	.10	mg/L
POTASSIUM	21.00	29.00	27.00	27.00	18.00	17.00	mg/L
SELENIUM	8.00	5.00	5.00	5.00	5.00	5.00	ug/L
SILVER	10.00	10.00	10.00	10.00	10.00	10.00	ug/L
SODIUM	70.00	75.00	110.00	120.00	160.00	220.00	ug/L
SULFATE	140.00	320.00	280.00	41.00	2.00	4.00	mg/L
ZINC	6.00	21.00	6.00	37.00	19.00	33.00	ug/L
DI-N-BUTYLPHALATE	2.50	2.50	2.50	2.50	2.50	2.50	ug/L

Note: All ND and BMDL data recorded as at MDL level, if MDL reported.
If MDL not reported, data recorded as 0.0.
Missing data recorded as -999.00 and not used in calculations.

Measured values of parameters sampled at Envirosafe, Inc. waste disposal site
October 1984

Parameter	Well number 1	2	3	4	5	6	Units
PH1	7.20	7.00	7.00	7.10	7.00	7.30	ph units
PH2	-999.00	7.00	7.00	7.10	7.00	7.40	ph units
PH3	-999.00	7.00	7.00	7.10	7.00	7.40	ph units
PH4	7.30	7.00	7.00	7.20	7.10	7.40	ph units
SPEC1	840.00	1400.00	1500.00	1600.00	1400.00	1400.00	umho/cm
SPEC2	920.00	1400.00	1500.00	1600.00	1400.00	1400.00	umho/cm
SPEC3	930.00	1400.00	1500.00	1600.00	1400.00	1400.00	umho/cm
SPEC4	920.00	1400.00	1400.00	1600.00	1400.00	1400.00	umho/cm
RA226	-999.00	-999.00	-999.00	-999.00	-999.00	-999.00	pCi/L
TOC1	8.70	4.40	11.00	3.30	6.60	13.00	mg/L
TOC2	9.20	4.90	11.00	2.90	6.70	13.00	mg/L
TOC3	8.80	4.50	11.00	3.20	6.60	12.00	mg/L
TOC4	8.40	4.10	11.00	3.30	6.40	12.00	mg/L
TOX1	28.00	88.00	24.00	-999.00	40.00	5.00	ug/L
TOX2	18.00	88.00	21.00	-999.00	100.00	5.00	ug/L
TOX3	20.00	72.00	12.00	-999.00	160.00	5.90	ug/L
TOX4	17.00	112.00	26.00	-999.00	24.00	6.50	ug/L
ALPHA	15.00	4.20	6.80	4.50	3.90	4.40	pCi/L
BETA	27.00	34.00	34.00	33.00	29.00	23.00	pCi/L
ENDRIN	.10	.10	.10	.10	.10	.10	ug/L
LINDANE	2.00	2.00	2.00	2.00	2.00	2.00	ug/L
METHOXYCHLOR	50.00	50.00	50.00	50.00	50.00	50.00	ug/L
TOXAPHEN	2.50	2.50	2.50	2.50	2.50	2.50	ug/L
2,4 D	50.00	50.00	50.00	50.00	50.00	50.00	ug/L
2,4,5 TP	5.00	5.00	5.00	5.00	5.00	5.00	ug/L
PHENOLICS	.05	.05	.05	.05	.05	.05	ug/L
CHLOROBENZENE	6.00	6.00	6.00	6.00	6.00	6.00	ug/L
CHLOROFORM	1.60	1.60	1.60	1.60	1.60	1.60	ug/L
DICHLOROBROMOMETHANE	2.20	2.20	2.20	2.20	2.20	2.20	ug/L
DICHLORODIFLUOROMETHANE	0.00	0.00	0.00	0.00	0.00	0.00	ug/L
1,1 DICHLOROETHANE	4.70	4.70	4.70	4.70	4.70	4.70	ug/L
METHYL CHLORIDE	0.00	0.00	0.00	0.00	0.00	0.00	ug/L
METHELENE CHLORIDE	2.80	2.80	4.00	5.00	6.00	3.00	ug/L
TOLUENE	6.00	6.00	6.00	6.00	6.00	6.00	ug/L
1,1,1 TRICHLOROETHANE	3.80	3.80	11.00	3.80	32.00	3.80	ug/L
TRICHLOROETHANE	1.90	1.90	1.90	1.90	1.90	1.90	ug/L
TRICHLOROFLUOROMETHANE	0.00	0.00	4.00	0.00	0.00	1.00	ug/L
PHENOL	-999.00	-999.00	-999.00	-999.00	-999.00	-999.00	ug/L
BIS (2 ETHYLHEXYL) PHTHALATE	1.00	1.00	1.00	2.00	4.00	13.00	ug/L
BUTYL BENZYL PHTHALATE	1.00	1.00	1.00	1.00	1.00	1.00	ug/L
DI N OCTYL-PHTHALATE	1.00	1.00	1.00	1.00	1.00	1.00	ug/L

Measured values of parameters sampled at Envirosafe, Inc. waste disposal site
October 1984

Parameter	Well number 1	2	3	4	5	6	Units
AMMONIA AS N	.31	.64	5.10	10.00	15.00	13.00	mg/L
ARSENIC	12.00	8.00	5.00	5.00	8.00	42.00	ug/L
BARIUM	14.00	17.00	19.00	770.00	700.00	630.00	ug/L
CADMIUM	5.00	5.00	5.00	5.00	5.00	5.00	ug/L
CALCIUM	79.00	150.00	140.00	-999.00	69.00	58.00	mg/L
CHLORIDE	24.00	27.00	29.00	180.00	90.00	39.00	mg/L
CHROMIUM	10.00	10.00	10.00	10.00	10.00	10.00	ug/L
COPPER	10.00	11.00	10.00	10.00	10.00	10.00	ug/L
FLUORIDE	.90	.67	.74	.58	.33	.36	mg/L
IRON	100.00	100.00	930.00	160.00	120.00	380.00	ug/L
LEAD	5.00	5.00	5.00	5.00	5.00	6.00	ug/L
MAGNESIUM	32.00	62.00	63.00	59.00	37.00	31.00	mg/L
MANGANESE	110.00	470.00	300.00	140.00	76.00	91.00	ug/L
MERCURY	.30	.30	.30	.30	.30	.30	ug/L
NICKEL	10.00	10.00	10.00	10.00	10.00	10.00	ug/L
NITRATE	.12	.10	.10	.27	.10	.10	mg/L
POTASSIUM	22.00	30.00	28.00	28.00	19.00	18.00	mg/L
SELENIUM	10.00	5.00	5.00	5.00	5.00	5.00	ug/L
SILVER	6.00	6.00	6.00	6.00	6.00	6.00	ug/L
SODIUM	76.00	80.00	110.00	120.00	170.00	210.00	ug/L
SULFATE	130.00	197.00	231.00	42.00	10.00	34.00	mg/L
ZINC	20.00	30.00	36.00	63.00	20.00	78.00	ug/L
DI-N-BUTYLPHALATE	1.00	1.00	1.00	1.00	1.00	1.00	ug/L

Note: All ND and BMDL data recorded as at MDL level, if MDL reported.
If MDL not reported, data recorded as 0.0.
Missing data recorded as -999.00 and not used in calculations.

Measured values of parameters sampled at Envirosafe, Inc. waste disposal site
November 1984

Parameter	Well number 1	2	3	4	5	6	Units
PH1	7.40	6.90	7.10	7.10	7.00	7.20	ph units
PH2	7.40	6.90	7.10	7.10	7.00	7.20	ph units
PH3	7.40	6.90	7.10	7.10	7.00	7.20	ph units
PH4	7.40	6.90	7.10	7.10	7.00	7.20	ph units
SPEC1	900.00	1200.00	1400.00	1500.00	1400.00	1400.00	umho/cm
SPEC2	900.00	1200.00	1400.00	1500.00	1300.00	1400.00	umho/cm
SPEC3	890.00	1200.00	1400.00	1500.00	1300.00	1400.00	umho/cm
SPEC4	920.00	1200.00	1400.00	1500.00	1300.00	1400.00	umho/cm
RA226	-999.00	-999.00	-999.00	-999.00	-999.00	-999.00	pCi/L
TOC1	2.10	1.90	2.80	2.80	5.60	7.50	mg/L
TOC2	1.60	2.10	2.40	3.00	6.60	8.20	mg/L
TOC3	1.40	2.20	3.00	3.40	5.40	7.80	mg/L
TOC4	1.70	2.30	3.10	3.40	6.10	8.70	mg/L
TOX1	93.00	7.90	5.30	31.00	18.00	11.00	ug/L
TOX2	57.00	5.00	5.00	19.00	16.00	5.00	ug/L
TOX3	70.00	5.00	5.00	19.00	12.00	5.00	ug/L
TOX4	45.00	5.00	5.00	5.50	8.70	5.00	ug/L
ALPHA	12.00	2.60	3.30	3.20	2.40	3.00	pCi/L
BETA	22.00	28.00	31.00	3.00	19.00	16.00	pCi/L
ENDRIN	.10	.10	.10	.10	.10	.10	ug/L
LINDANE	2.00	2.00	2.00	2.00	2.00	2.00	ug/L
METHOXYCHLOR	50.00	50.00	50.00	50.00	50.00	50.00	ug/L
TOXAPHEN	2.50	2.50	2.50	2.50	2.50	2.50	ug/L
2,4 D	50.00	50.00	50.00	50.00	50.00	50.00	ug/L
2,4,5 TP	5.00	5.00	5.00	5.00	5.00	5.00	ug/L
PHENOLICS	.05	.05	.05	.05	.05	.05	ug/L
CHLOROBENZENE	6.00	6.00	6.00	6.00	6.00	6.00	ug/L
CHLOROFORM	1.60	1.60	1.60	1.60	1.60	1.60	ug/L
DICHLOROBROMOMETHANE	2.20	2.20	2.20	2.20	2.20	2.20	ug/L
DICHLORODIFLUOROMETHANE	0.00	0.00	0.00	0.00	0.00	0.00	ug/L
1,1 DICHLOROETHANE	4.70	4.70	4.70	4.70	4.70	4.70	ug/L
METHYL CHLORIDE	0.00	0.00	0.00	0.00	0.00	0.00	ug/L
METHELENE CHLORIDE	2.80	2.80	2.80	2.80	2.80	2.80	ug/L
TOLUENE	6.00	6.00	6.00	6.00	6.00	6.00	ug/L
1,1,1 TRICHLOROETHANE	3.80	3.80	10.00	3.80	28.00	3.80	ug/L
TRICHLOROETHANE	1.90	1.90	1.90	1.90	1.90	1.90	ug/L
TRICHLOROFLUOROMETHANE	3.00	2.00	0.00	0.00	0.00	0.00	ug/L
PHENOL	-999.00	-999.00	-999.00	-999.00	-999.00	-999.00	ug/L
BIS (2 ETHYLHEXYL) PHTHALATE	2.50	2.50	2.50	2.50	2.50	2.50	ug/L
BUTYL BENZYL PHTHALATE	2.50	2.50	2.50	2.50	2.50	2.50	ug/L
DI N OCTYL-PHTHALATE	2.50	2.50	2.50	2.50	2.50	2.50	ug/L

Measured values of parameters sampled at Envirosafe, Inc. waste disposal site
November 1984

Parameter	Well number 1	2	3	4	5	6	Units
AMMONIA AS N	.09	.05	3.90	9.40	12.00	11.00	mg/L
ARSENIC	8.00	5.00	5.00	5.00	10.00	46.00	ug/L
BARIUM	20.00	27.00	29.00	900.00	720.00	660.00	ug/L
CADMIUM	5.00	5.00	5.00	5.00	5.00	5.00	ug/L
CALCIUM	75.00	140.00	130.00	100.00	71.00	55.00	mg/L
CHLORIDE	60.00	61.00	65.00	180.00	110.00	75.00	mg/L
CHROMIUM	10.00	10.00	10.00	10.00	10.00	10.00	ug/L
COPPER	10.00	10.00	10.00	10.00	10.00	10.00	ug/L
FLUORIDE	.82	.71	.75	.62	.40	.39	mg/L
IRON	200.00	200.00	200.00	200.00	200.00	200.00	ug/L
LEAD	5.00	5.00	5.00	5.00	5.00	5.00	ug/L
MAGNESIUM	31.00	56.00	64.00	55.00	38.00	30.00	mg/L
MANGANESE	110.00	110.00	290.00	120.00	72.00	70.00	ug/L
MERCURY	.30	.30	.30	.30	.30	.30	ug/L
NICKEL	10.00	10.00	10.00	10.00	10.00	10.00	ug/L
NITRATE	.14	.10	.10	.23	.10	.10	mg/L
POTASSIUM	26.00	31.00	31.00	29.00	21.00	19.00	mg/L
SELENIUM	8.00	5.00	5.00	5.00	5.00	5.00	ug/L
SILVER	10.00	10.00	10.00	10.00	10.00	10.00	ug/L
SODIUM	73.00	77.00	110.00	130.00	160.00	210.00	ug/L
SULFATE	110.00	300.00	300.00	71.00	12.00	26.00	mg/L
ZINC	7.00	7.00	7.00	36.00	71.00	33.00	ug/L
DI-N-BUTYLPHALATE	2.50	2.50	2.50	2.50	2.50	2.50	ug/L

Note: All ND and BMDL data recorded as at MDL level, if MDL reported.
If MDL not reported, data recorded as 0.0.
Missing data recorded as -999.00 and not used in calculations.

TREND PLOTS

SELECTED PARAMETERS SHOWN ON MAP

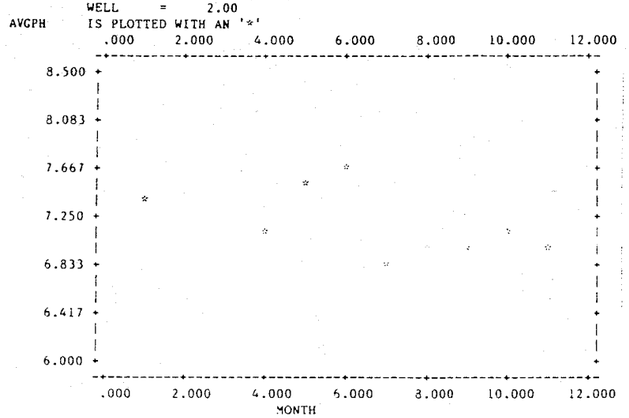

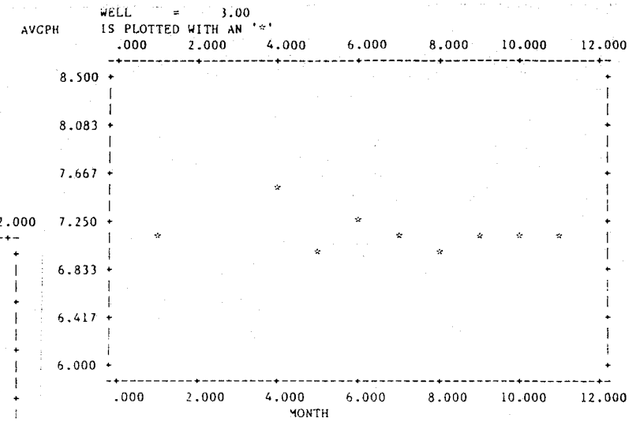

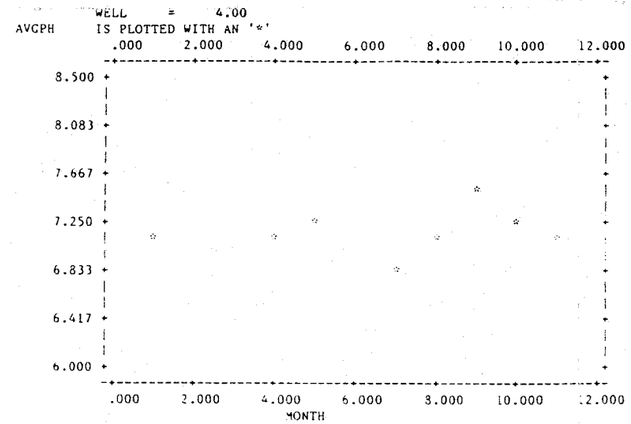

THE FOLLOWING RESULTS ARE FOR:

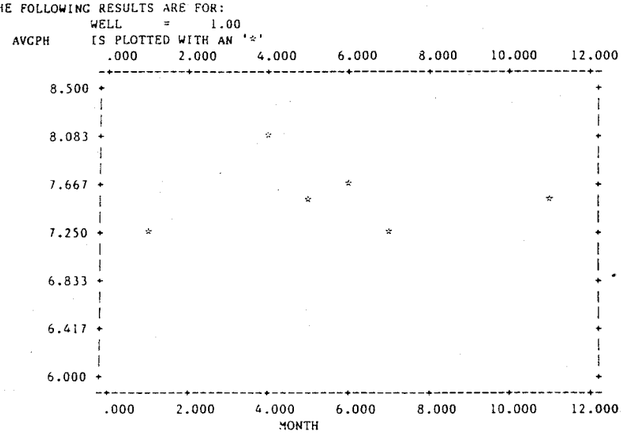

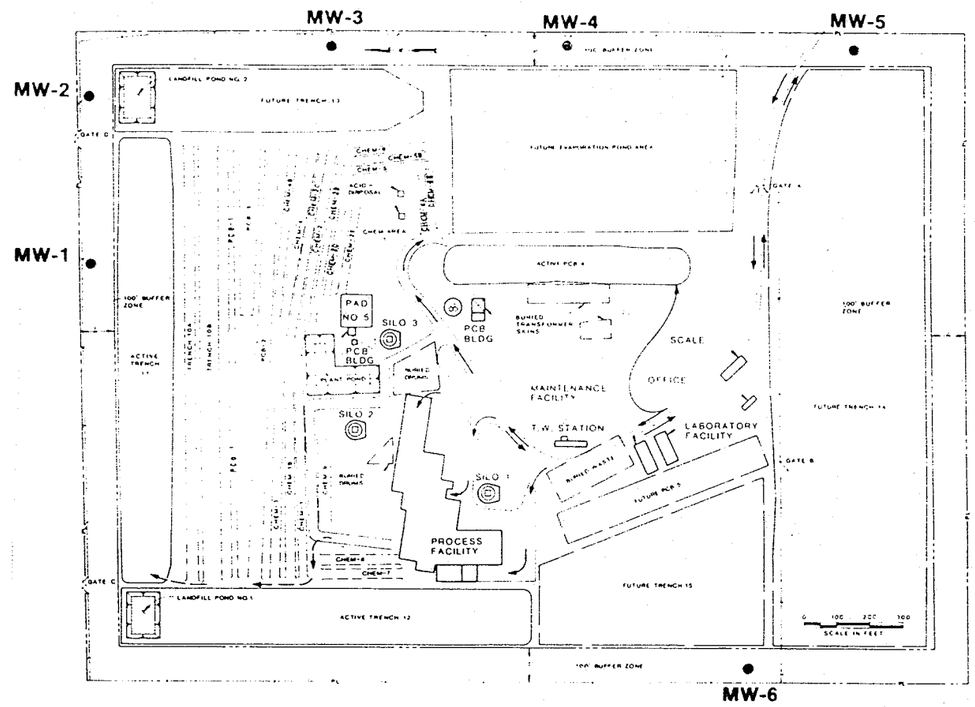

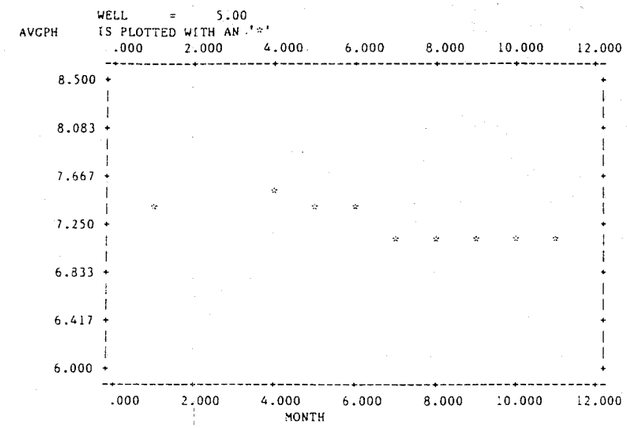

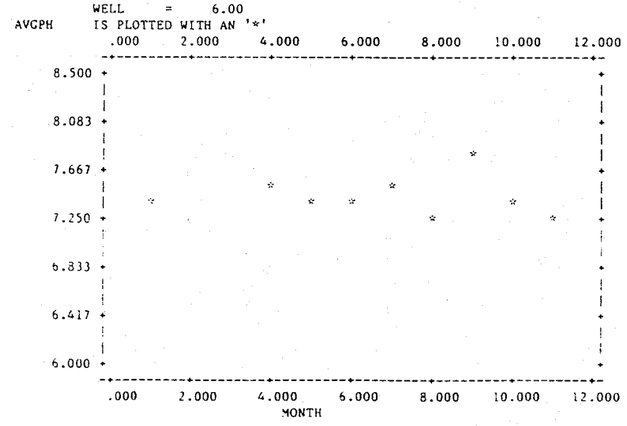

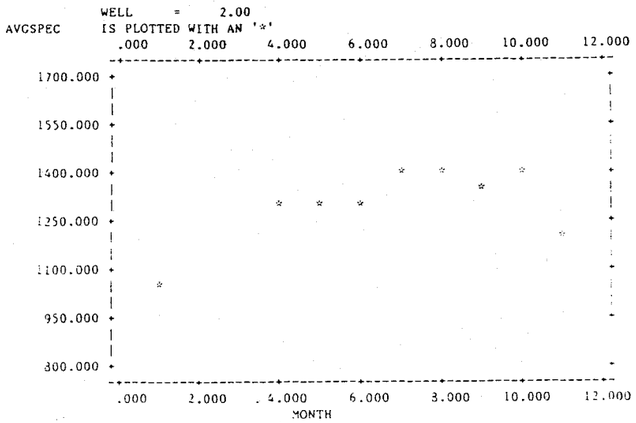
WELL = 2.00
IS PLOTTED WITH AN '*'
AVGSPEC
.000 2.000 4.000 6.000 8.000 10.000 12.000
1700.000
1550.000
1400.000
1250.000
1100.000
950.000
800.000
MONTH

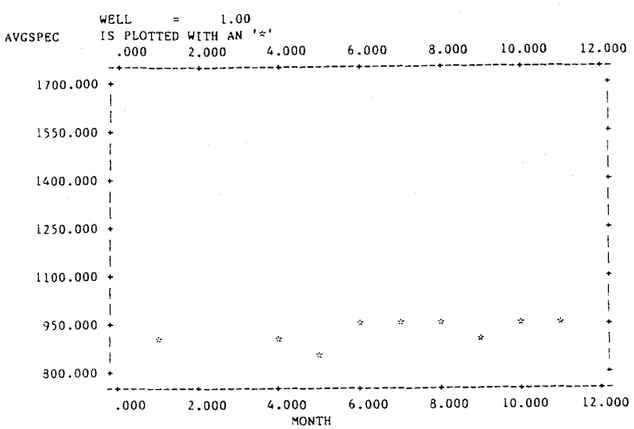
WELL = 1.00
IS PLOTTED WITH AN '*'
AVGSPEC
.000 2.000 4.000 6.000 8.000 10.000 12.000
1700.000
1550.000
1400.000
1250.000
1100.000
950.000
800.000
MONTH

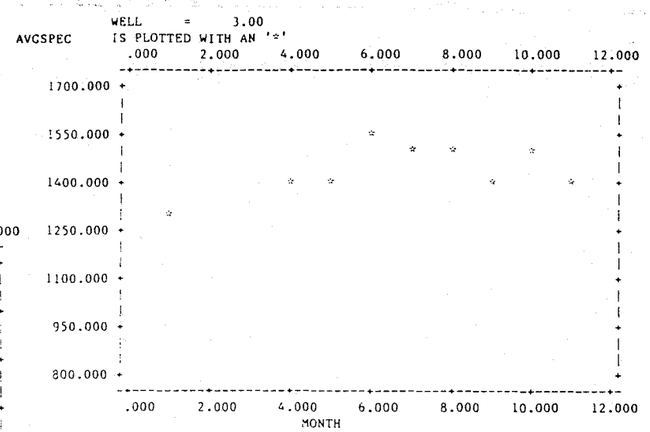
WELL = 3.00
IS PLOTTED WITH AN '*'
AVGSPEC
.000 2.000 4.000 6.000 8.000 10.000 12.000
1700.000
1550.000
1400.000
1250.000
1100.000
950.000
800.000
MONTH

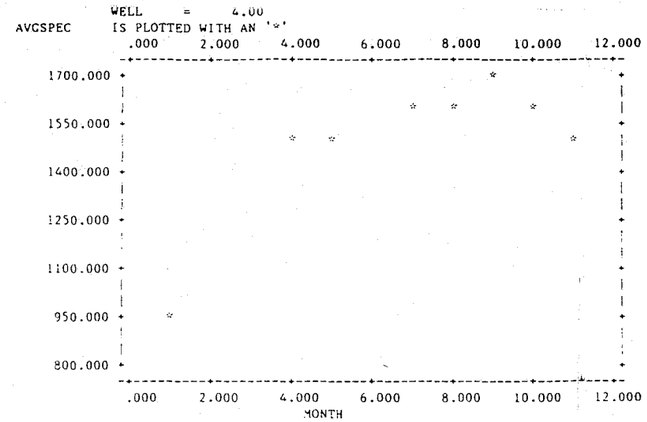
WELL = 4.00
IS PLOTTED WITH AN '*'
AVGSPEC
.000 2.000 4.000 6.000 8.000 10.000 12.000
1700.000
1550.000
1400.000
1250.000
1100.000
950.000
800.000
MONTH

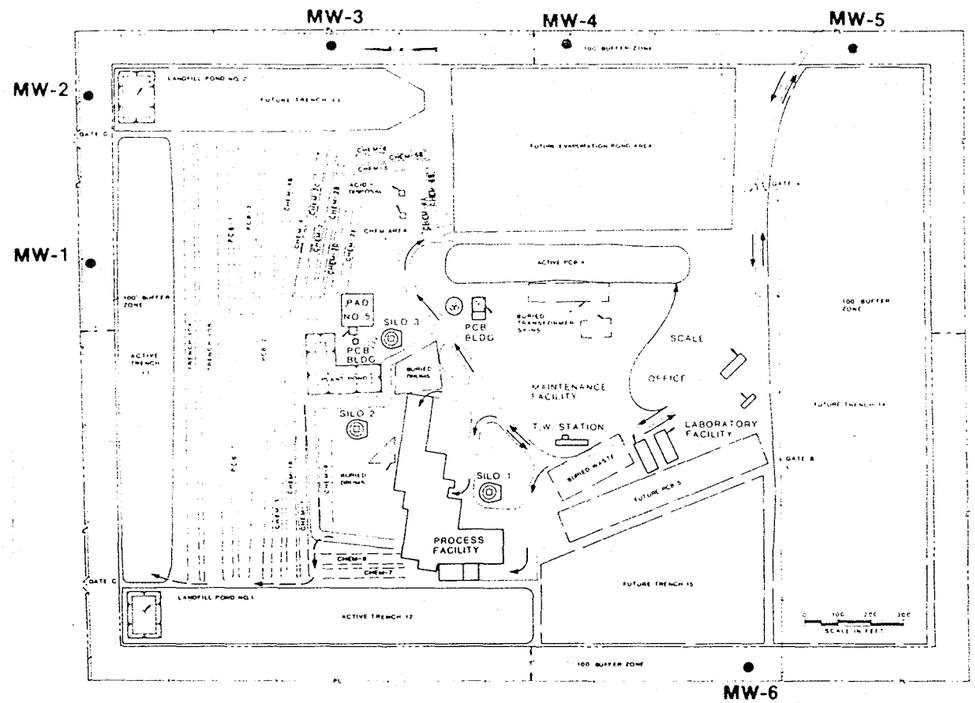
MW-3
MW-4
MW-5
MW-2
MW-1
MW-6
LANDFILL POND NO. 2
FUTURE TRENCH 11
FUTURE EVAPORATION POND AREA
CHEM 6
CHEM 5
ACID TERMINAL
CHEM AREA
PCB 1
PCB 3
ACTIVE PCB 4
100' BUFFER ZONE
PAD NO. 5
SILO 3
PCB BLDG
BURIED TRANSFORMER SHED
SCALE
OFFICE
MAINTENANCE FACILITY
T.W. STATION
LABORATORY FACILITY
SILO 2
SILO 1
BURIED WASTE
FUTURE PCB 5
PROCESS FACILITY
CHEM 8
CHEM 7
GATE A
GATE B
GATE C
LANDFILL POND NO. 1
ACTIVE TRENCH 12
FUTURE TRENCH 13
FUTURE TRENCH 14
SCALE IN FEET

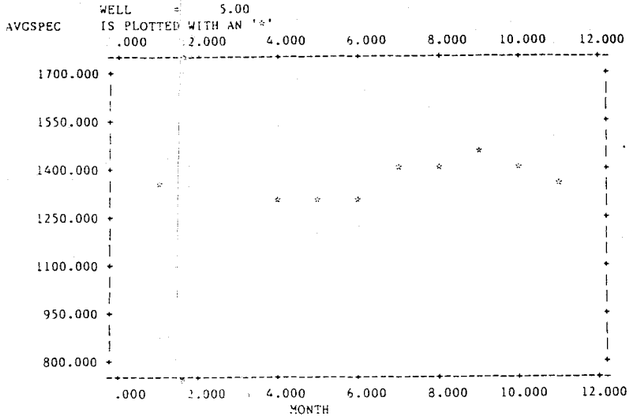
WELL = 5.00
IS PLOTTED WITH AN '*'
AVGSPEC
.000 2.000 4.000 6.000 8.000 10.000 12.000
1700.000
1550.000
1400.000
1250.000
1100.000
950.000
800.000
MONTH

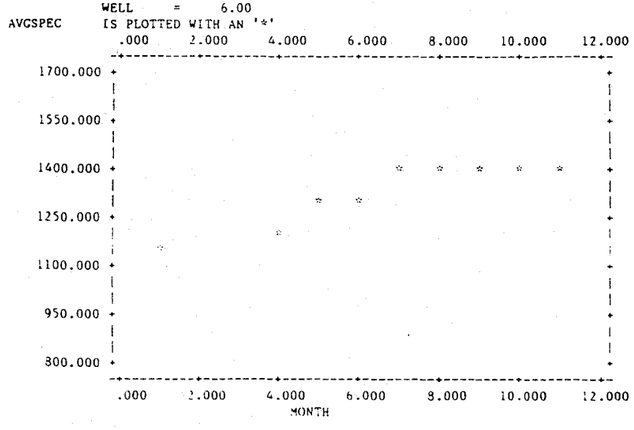
WELL = 6.00
IS PLOTTED WITH AN '*'
AVGSPEC
.000 2.000 4.000 6.000 8.000 10.000 12.000
1700.000
1550.000
1400.000
1250.000
1100.000
950.000
800.000
MONTH

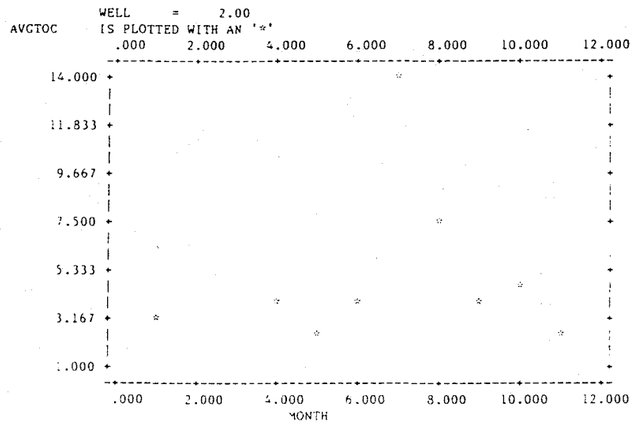
WELL = 2.00
IS PLOTTED WITH AN '*'
AVGTOC
.000 2.000 4.000 6.000 8.000 10.000 12.000
14.000
11.833
9.667
7.500
5.333
3.167
1.000
MONTH

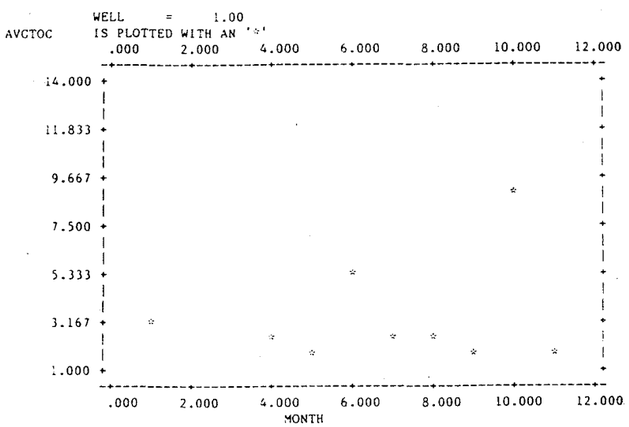
WELL = 1.00
IS PLOTTED WITH AN '*'
AVGTOC
.000 2.000 4.000 6.000 8.000 10.000 12.000
14.000
11.833
9.667
7.500
5.333
3.167
1.000
MONTH

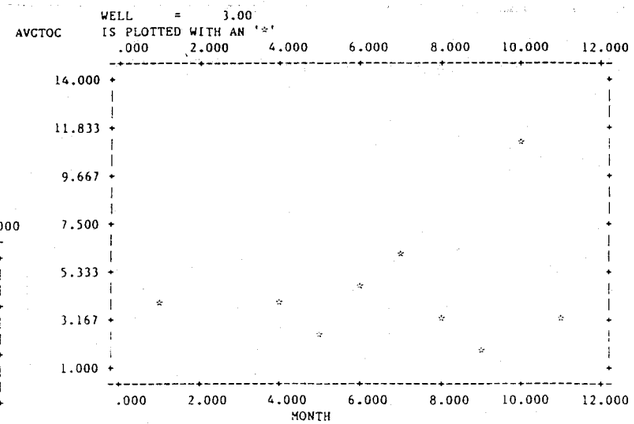
WELL = 3.00
IS PLOTTED WITH AN '*'
AVGTOC
.000 2.000 4.000 6.000 8.000 10.000 12.000
14.000
11.833
9.667
7.500
5.333
3.167
1.000
MONTH

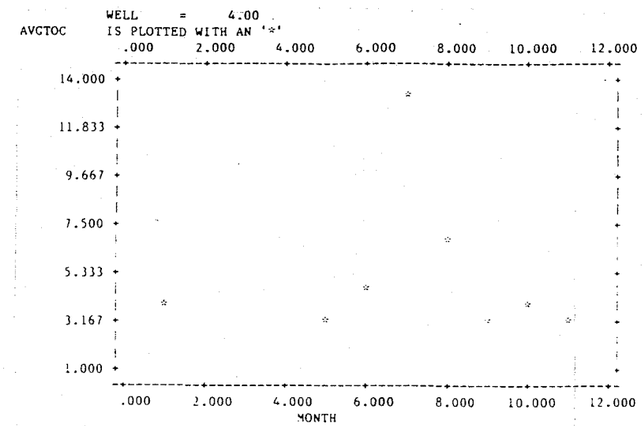
WELL = 4.00
IS PLOTTED WITH AN '*'
AVGTOC
.000 2.000 4.000 6.000 8.000 10.000 12.000
14.000
11.833
9.667
7.500
5.333
3.167
1.000
MONTH

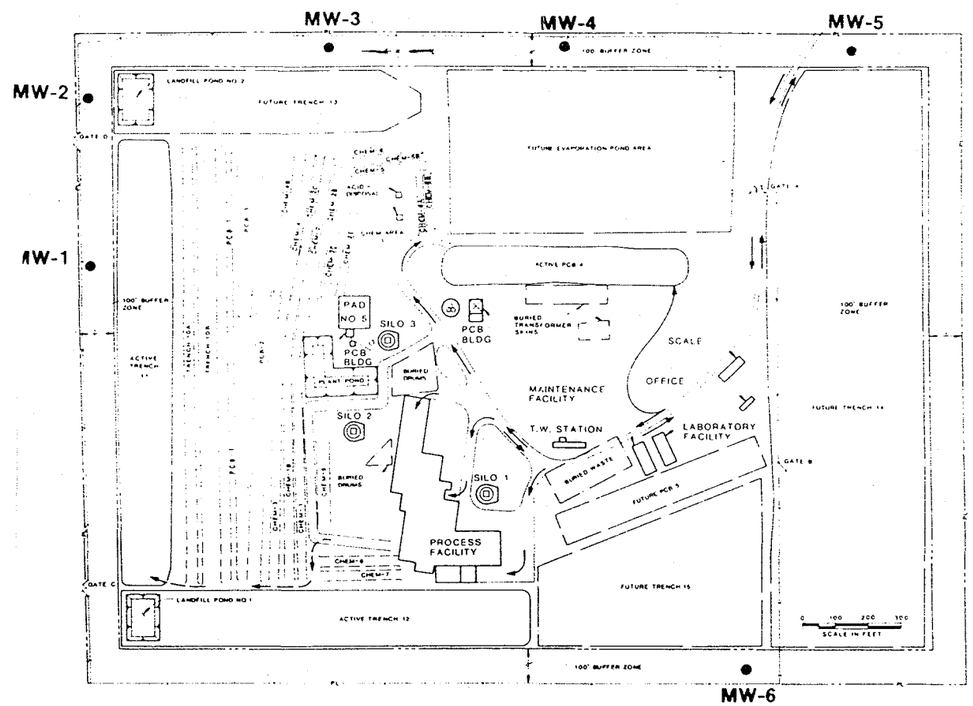
MW-1
MW-2
MW-3
MW-4
MW-5
MW-6
LANDFILL POND NO 2
FUTURE TRENCH 13
100' BUFFER ZONE
FUTURE EVAPORATION POND AREA
GATE D
GATE A
ACTIVE PCB 4
PAD NO 5
SILO 3
PCB BLDG
BURIED TRANSFORMER SKINS
SCALE
OFFICE
MAINTENANCE FACILITY
T.W. STATION
LABORATORY FACILITY
SILO 2
SILO 1
BURIED WASTE
FUTURE PCB 3
PROCESS FACILITY
FUTURE TRENCH 15
FUTURE TRENCH 14
GATE B
GATE C
LANDFILL POND NO 1
ACTIVE TRENCH 12
SCALE IN FEET

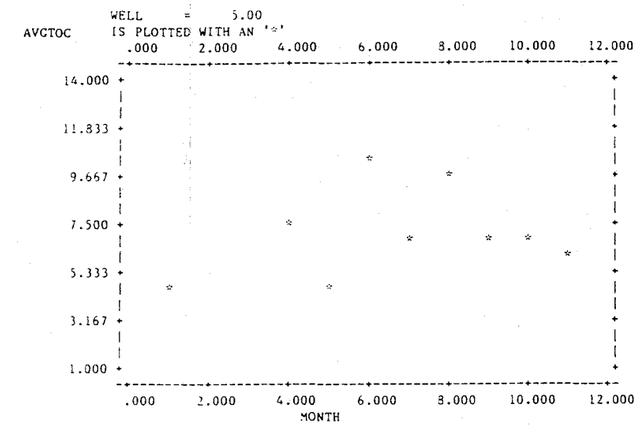
WELL = 5.00
IS PLOTTED WITH AN '*'
AVGTOC
.000 2.000 4.000 6.000 8.000 10.000 12.000
14.000
11.833
9.667
7.500
5.333
3.167
1.000
MONTH

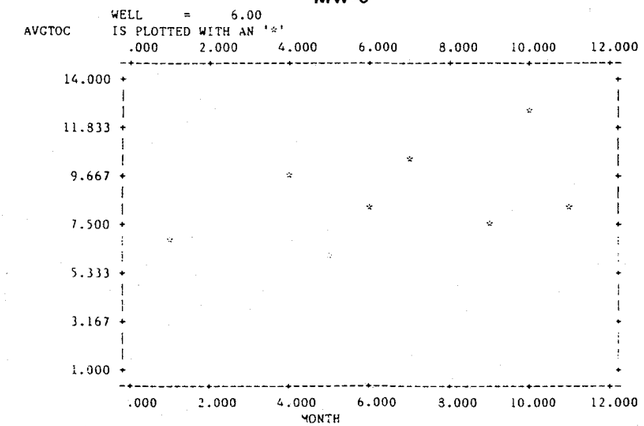
WELL = 6.00
IS PLOTTED WITH AN '*'
AVGTOC
.000 2.000 4.000 6.000 8.000 10.000 12.000
14.000
11.833
9.667
7.500
5.333
3.167
1.000
MONTH

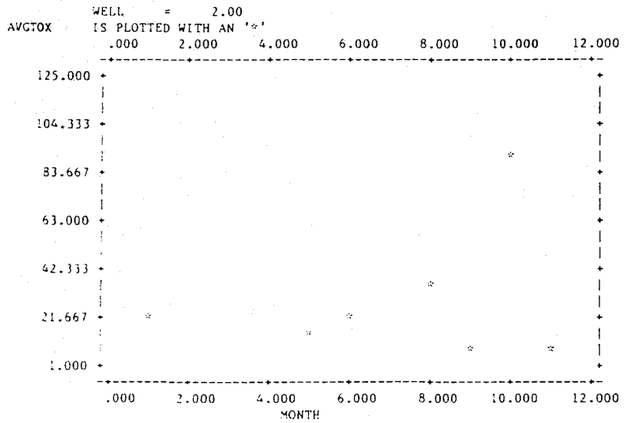
WELL = 2.00
IS PLOTTED WITH AN '*'
AVGTOX
.000 2.000 4.000 6.000 8.000 10.000 12.000
125.000
104.333
83.667
63.000
42.333
21.667
1.000
MONTH

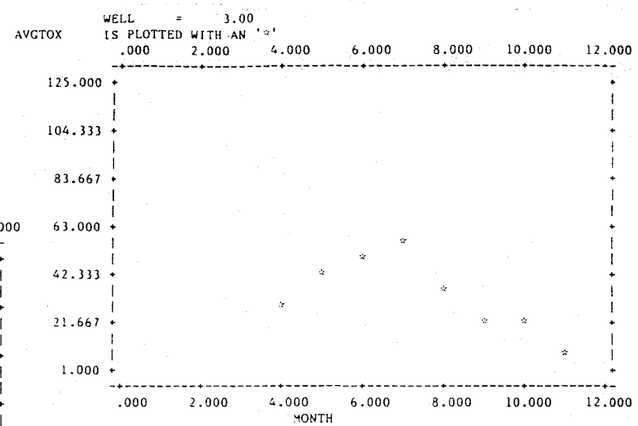
WELL = 3.00
IS PLOTTED WITH AN '*'
AVGTOX
.000 2.000 4.000 6.000 8.000 10.000 12.000
125.000
104.333
83.667
63.000
42.333
21.667
1.000
MONTH

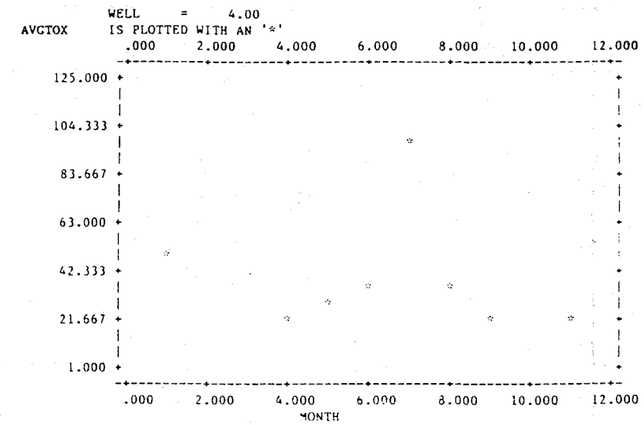
WELL = 4.00
IS PLOTTED WITH AN '*'
AVGTOX
.000 2.000 4.000 6.000 8.000 10.000 12.000
125.000
104.333
83.667
63.000
42.333
21.667
1.000
MONTH

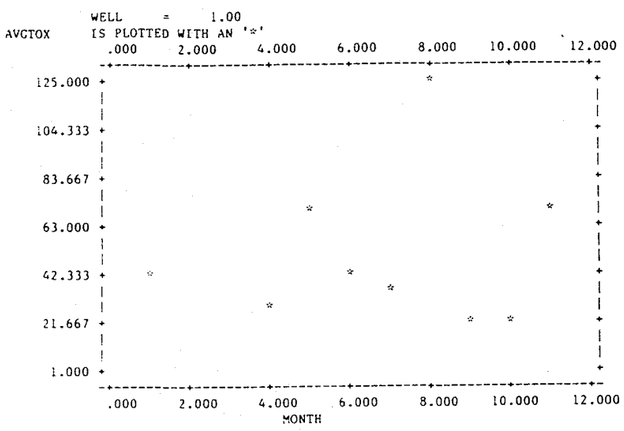
WELL = 1.00
IS PLOTTED WITH AN '*'
AVGTOX
.000 2.000 4.000 6.000 8.000 10.000 12.000
125.000
104.333
83.667
63.000
42.333
21.667
1.000
MONTH

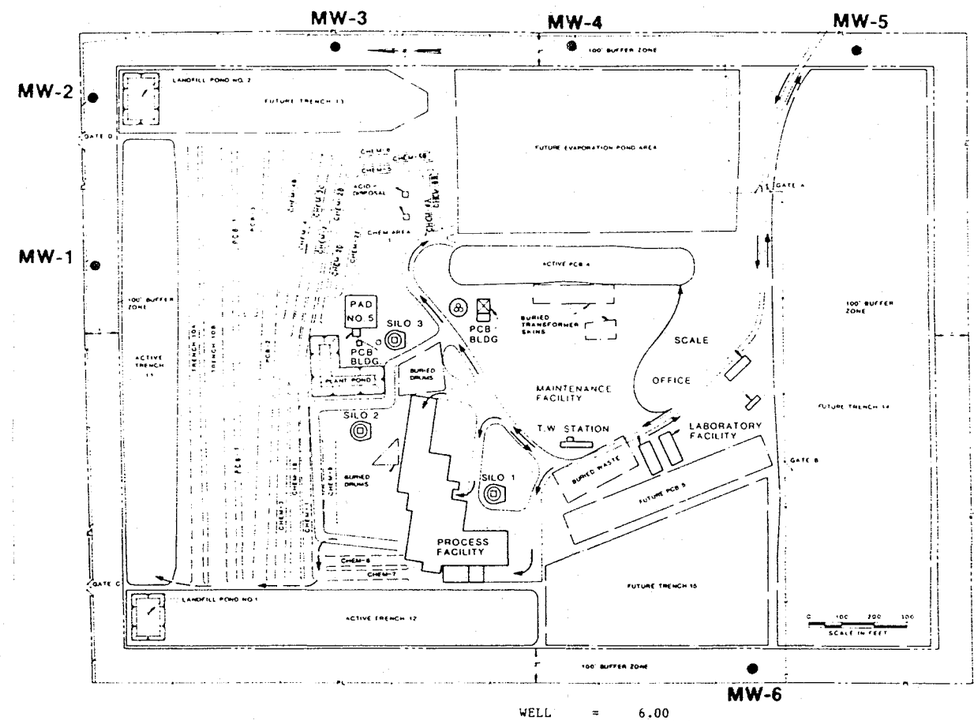
MW-3
MW-4
MW-5
MW-2
MW-1
MW-6
100' BUFFER ZONE
LANDFILL POND NO. 2
FUTURE TRENCH 13
FUTURE EVAPORATION POND AREA
GATE A
ACTIVE PCB
PAD NO. 5
PCB BLDG
SILO 3
BURIED TRANSFORMER BANKS
SCALE
OFFICE
MAINTENANCE FACILITY
SILO 2
T.W STATION
LABORATORY FACILITY
BURIED WASTE
FUTURE PCB
SILO 1
PROCESS FACILITY
FUTURE TRENCH 14
FUTURE TRENCH 15
GATE B
GATE C
LANDFILL POND NO. 1
ACTIVE TRENCH 12
SCALE IN FEET

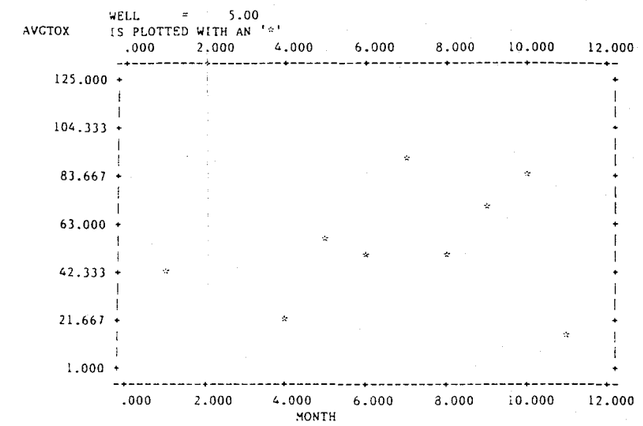
WELL = 5.00
IS PLOTTED WITH AN '*'
AVGTOX
.000 2.000 4.000 6.000 8.000 10.000 12.000
125.000
104.333
83.667
63.000
42.333
21.667
1.000
MONTH

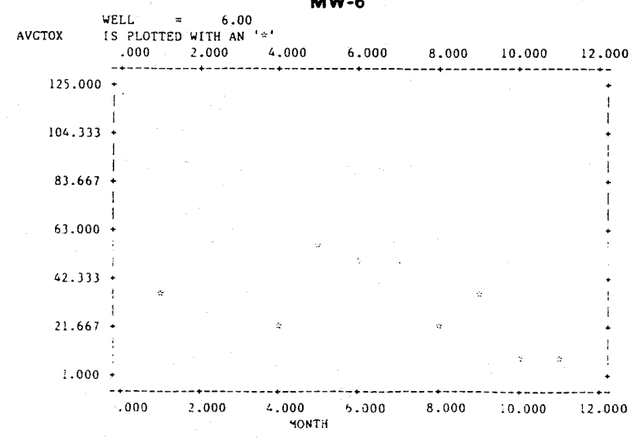
WELL = 6.00
IS PLOTTED WITH AN '*'
AVGTOX
.000 2.000 4.000 6.000 8.000 10.000 12.000
125.000
104.333
83.667
63.000
42.333
21.667
1.000
MONTH

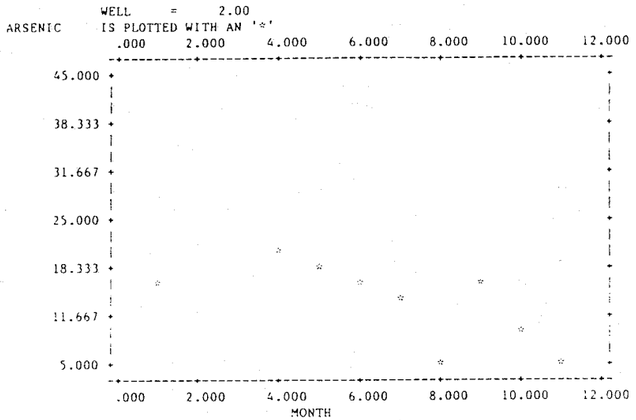
WELL = 2.00
ARSENIC IS PLOTTED WITH AN '*'
.000 2.000 4.000 6.000 8.000 10.000 12.000
45.000
38.333
31.667
25.000
18.333
11.667
5.000
MONTH

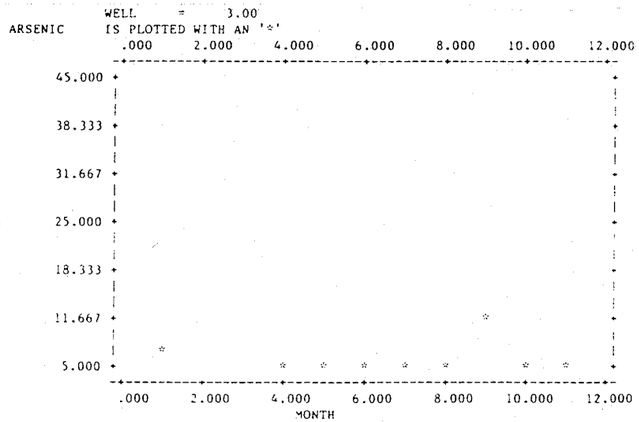
WELL = 3.00
ARSENIC IS PLOTTED WITH AN '*'
.000 2.000 4.000 6.000 8.000 10.000 12.000
45.000
38.333
31.667
25.000
18.333
11.667
5.000
MONTH

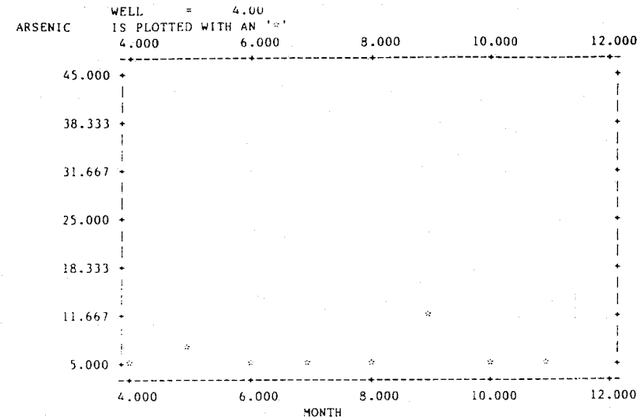
WELL = 4.00
ARSENIC IS PLOTTED WITH AN '*'
4.000 6.000 8.000 10.000 12.000
45.000
38.333
31.667
25.000
18.333
11.667
5.000
MONTH

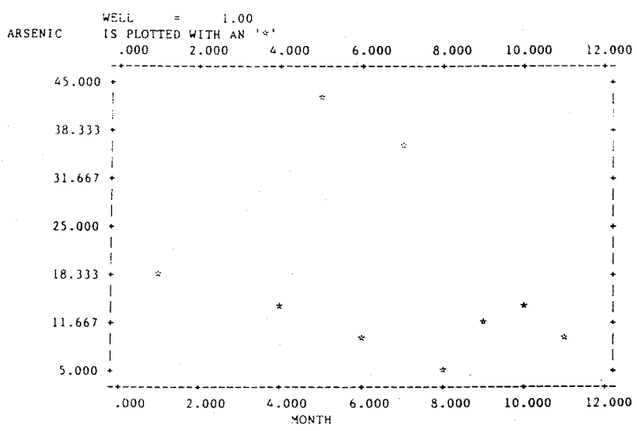
WELL = 1.00
ARSENIC IS PLOTTED WITH AN '*'
.000 2.000 4.000 6.000 8.000 10.000 12.000
45.000
38.333
31.667
25.000
18.333
11.667
5.000
MONTH

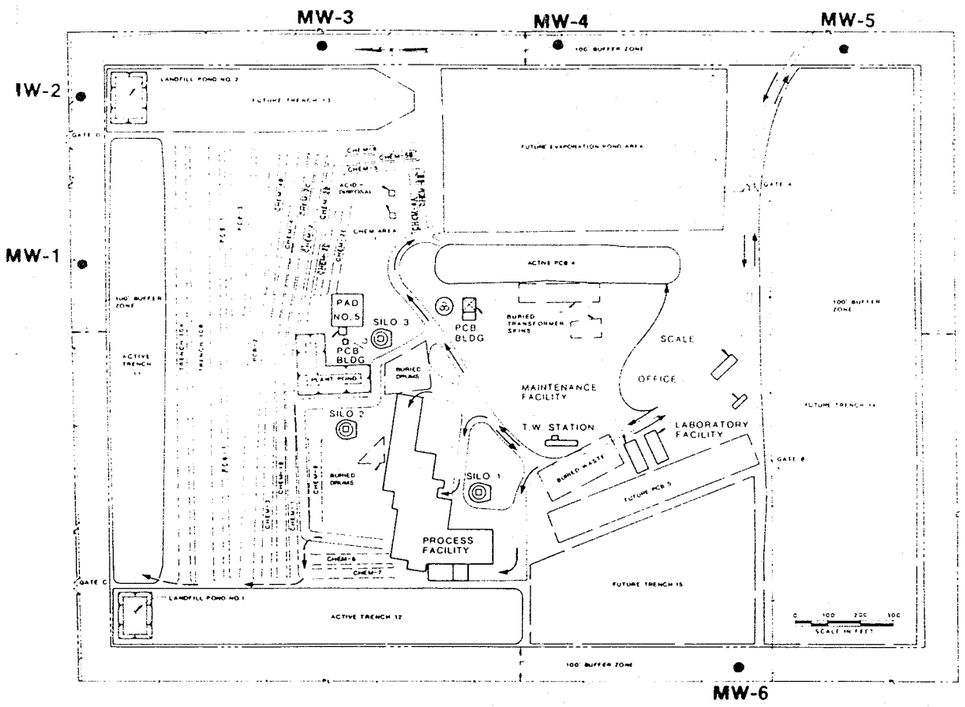
MW-3
MW-4
MW-5
IW-2
MW-1
MW-6
100' BUFFER ZONE
LANDFILL POND NO. 2
FUTURE TRENCH 13
FUTURE EVAPORATION POND AREA
CHEM-5
CHEM-4
ACID DISPOSAL
CHEM AREA
ACTIVE PCB
PAD NO. 5
SILO 3
PCB BLDG
BURIED TRANSFORMER SPINS
SCALE
OFFICE
MAINTENANCE FACILITY
T.W. STATION
LABORATORY FACILITY
SILO 2
SILO 1
BURIED DRUMS
BURIED WASTE
FUTURE PCB 5
PROCESS FACILITY
CHEM-6
CHEM-7
ACTIVE TRENCH 12
FUTURE TRENCH 15
LANDFILL POND NO. 1
GATE C
GATE A
SCALE IN FEET

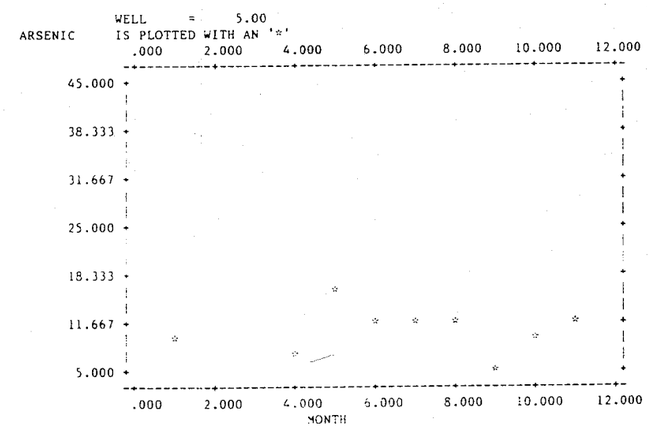
WELL = 5.00
ARSENIC IS PLOTTED WITH AN '*'
.000 2.000 4.000 6.000 8.000 10.000 12.000
45.000
38.333
31.667
25.000
18.333
11.667
5.000
MONTH

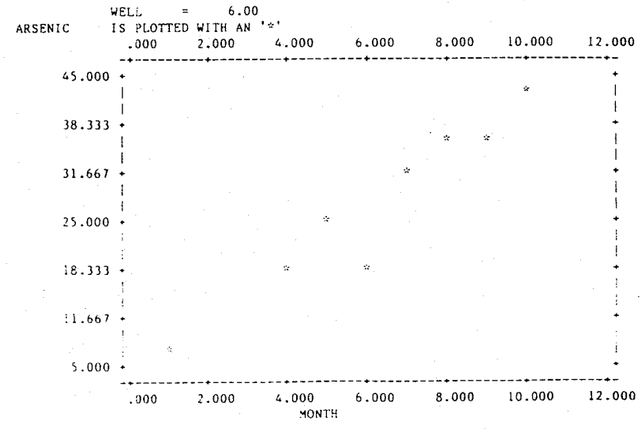
WELL = 6.00
ARSENIC IS PLOTTED WITH AN '*'
.000 2.000 4.000 6.000 8.000 10.000 12.000
45.000
38.333
31.667
25.000
18.333
11.667
5.000
MONTH

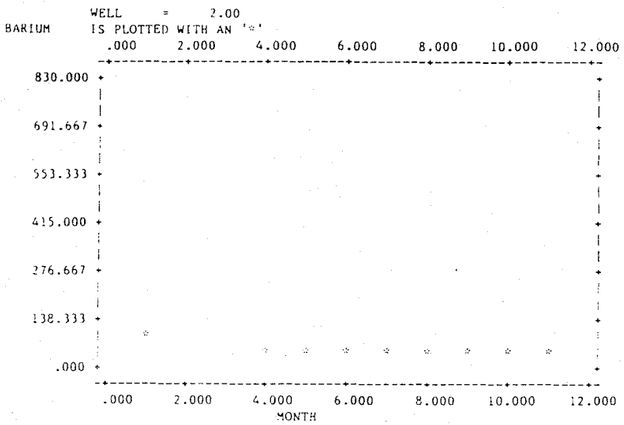
WELL = 2.00
BARIUM IS PLOTTED WITH AN '*'
.000 2.000 4.000 6.000 8.000 10.000 12.000
830.000
691.667
553.333
415.000
276.667
138.333
.000
MONTH

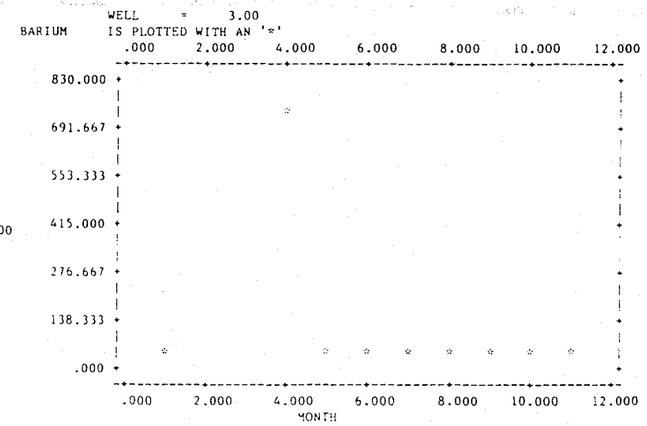
WELL = 3.00
BARIUM IS PLOTTED WITH AN '*'
.000 2.000 4.000 6.000 8.000 10.000 12.000
830.000
691.667
553.333
415.000
276.667
138.333
.000
MONTH

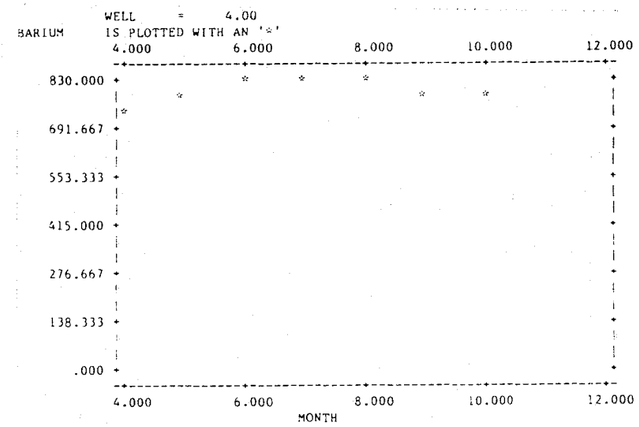
WELL = 4.00
BARIUM IS PLOTTED WITH AN '*'
4.000 6.000 8.000 10.000 12.000
830.000
691.667
553.333
415.000
276.667
138.333
.000
MONTH

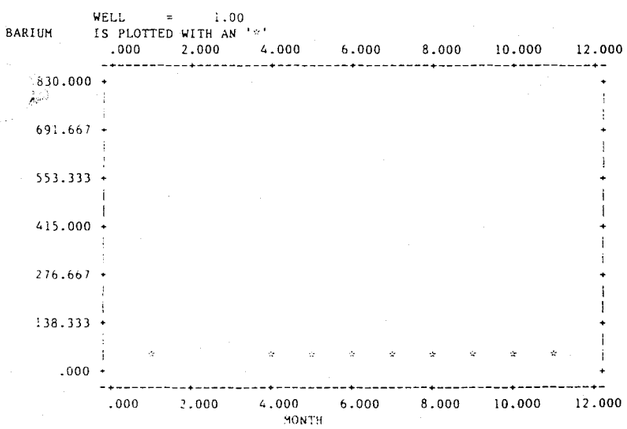
WELL = 1.00
BARIUM IS PLOTTED WITH AN '*'
.000 2.000 4.000 6.000 8.000 10.000 12.000
830.000
691.667
553.333
415.000
276.667
138.333
.000
MONTH

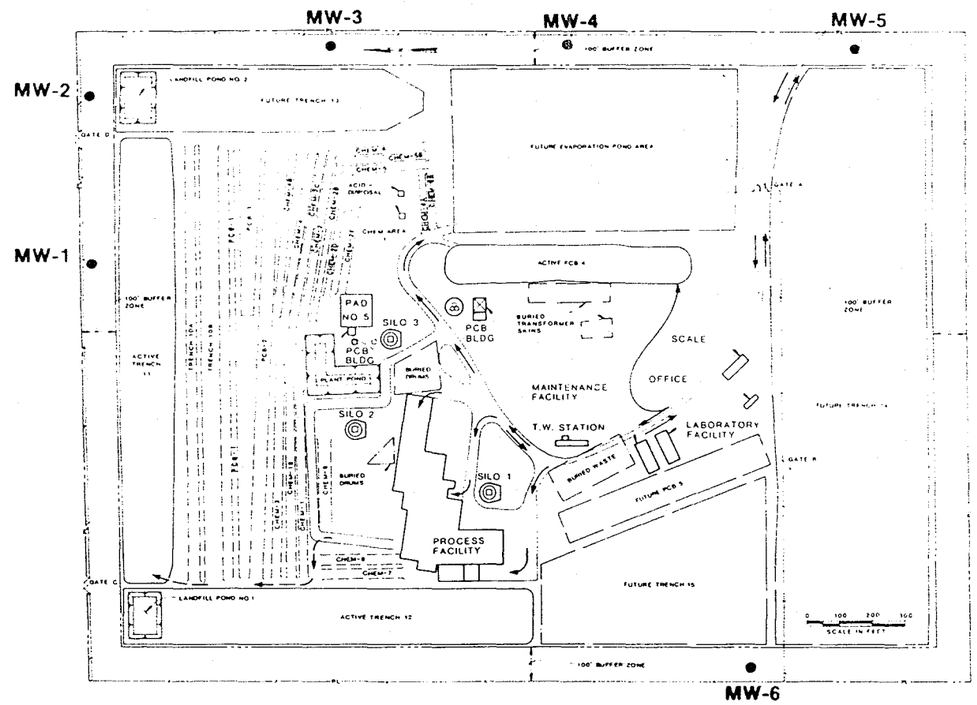
MW-3
MW-4
MW-5
MW-2
MW-1
MW-6
100' BUFFER ZONE
LANDFILL POND NO. 2
FUTURE TRENCH 13
FUTURE EVAPORATION POND AREA
ACTIVE PCB 4
PAD NO. 5
SILO 3
PCB BLDG
BURIED TRANSFORMER SKINS
SCALE
OFFICE
MAINTENANCE FACILITY
T.W. STATION
LABORATORY FACILITY
SILO 2
SILO 1
BURIED DRUMS
BURIED WASTE
FUTURE PCB 3
PROCESS FACILITY
FUTURE TRENCH 15
ACTIVE TRENCH 12
LANDFILL POND NO. 1
GATE A
GATE B
GATE C
SCALE IN FEET

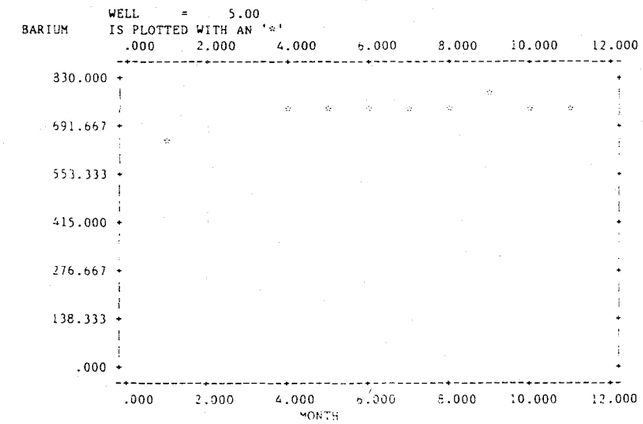
WELL = 5.00
BARIUM IS PLOTTED WITH AN '*'
.000 2.000 4.000 6.000 8.000 10.000 12.000
830.000
691.667
553.333
415.000
276.667
138.333
.000
MONTH

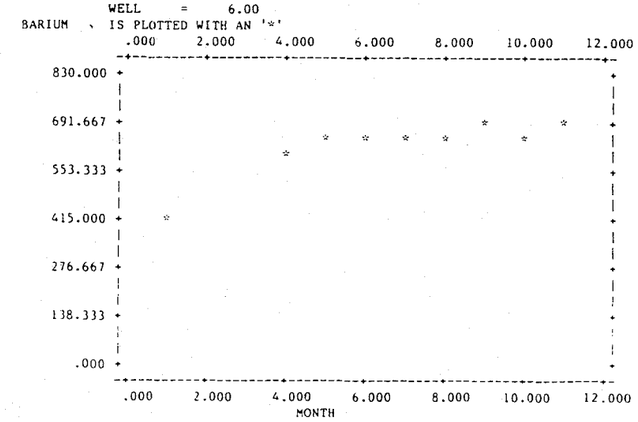
WELL = 6.00
BARIUM IS PLOTTED WITH AN '*'
.000 2.000 4.000 6.000 8.000 10.000 12.000
830.000
691.667
553.333
415.000
276.667
138.333
.000
MONTH

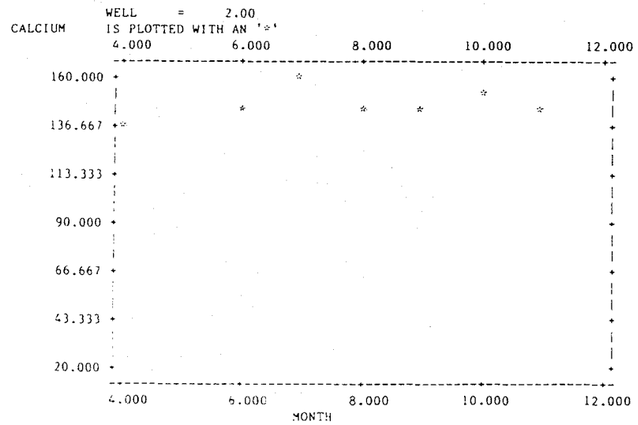
WELL = 2.00
IS PLOTTED WITH AN '*'
CALCIUM
160.000
136.667
113.333
90.000
66.667
43.333
20.000
4.000
6.000
8.000
10.000
12.000
MONTH

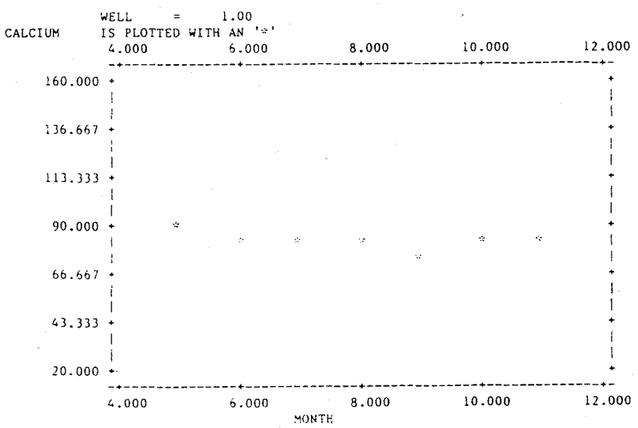
WELL = 1.00
IS PLOTTED WITH AN '*'
CALCIUM
160.000
136.667
113.333
90.000
66.667
43.333
20.000
4.000
6.000
8.000
10.000
12.000
MONTH

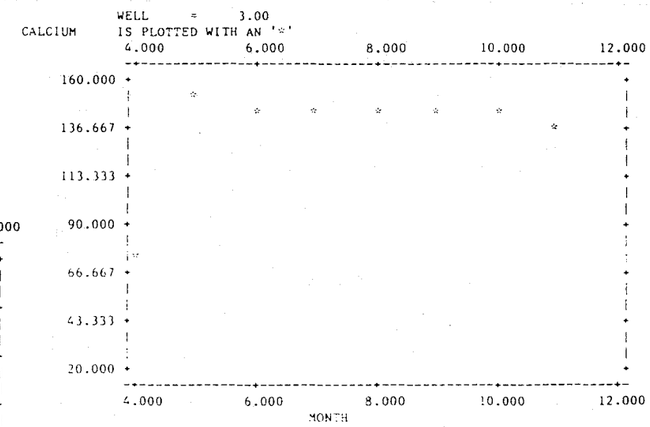
WELL = 3.00
IS PLOTTED WITH AN '*'
CALCIUM
160.000
136.667
113.333
90.000
66.667
43.333
20.000
4.000
6.000
8.000
10.000
12.000
MONTH

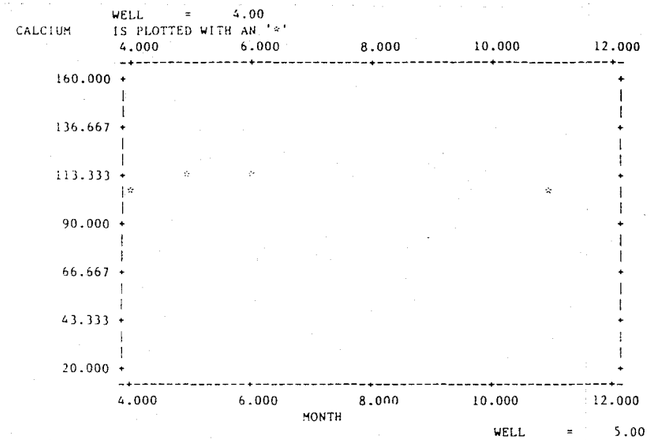
WELL = 4.00
IS PLOTTED WITH AN '*'
CALCIUM
160.000
136.667
113.333
90.000
66.667
43.333
20.000
4.000
6.000
8.000
10.000
12.000
MONTH

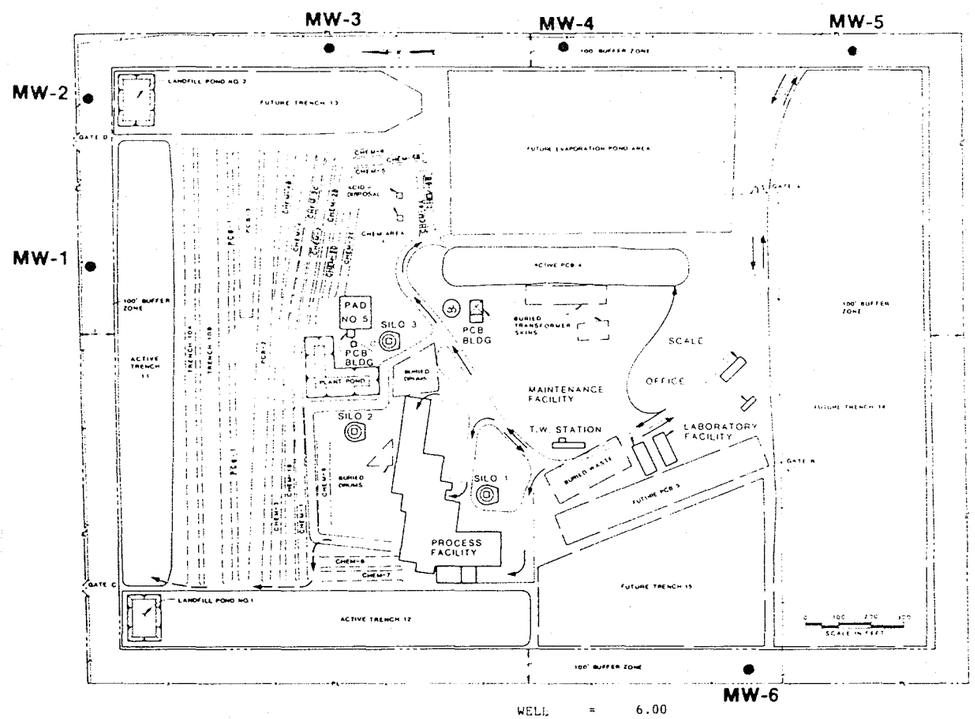
MW-3
MW-4
MW-5
MW-2
MW-1
MW-6
LANDFILL POND NO 2
FUTURE TRENCH 13
FUTURE EVAPORATION POND AREA
CHEM 6
CHEM 5
SEDI DISPOSAL
CHEM AREA
ACTIVE PCB 4
100' BUFFER ZONE
PAD NO 5
SILO 3
PCB BLDG
BURIED TRANSFORMER SHING
SCALE
OFFICE
MAINTENANCE FACILITY
T.W STATION
LABORATORY FACILITY
SILO 2
SILO 1
BURIED DRUMS
PROCESS FACILITY
FUTURE PCB 3
FUTURE TRENCH 14
FUTURE TRENCH 15
ACTIVE TRENCH 12
LANDFILL POND NO 1
GATE C
GATE D
GATE A
SCALE IN FEET

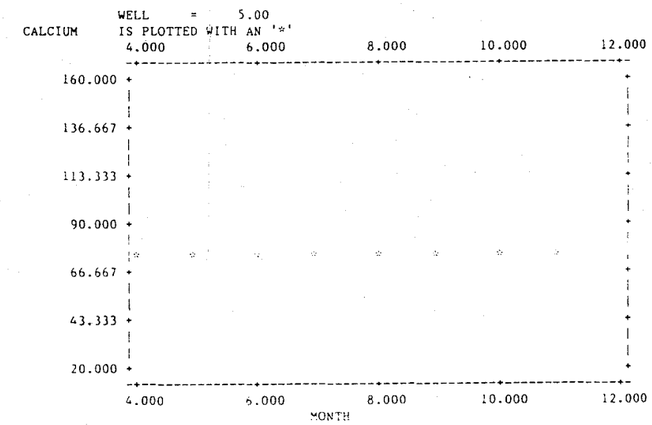
WELL = 5.00
IS PLOTTED WITH AN '*'
CALCIUM
160.000
136.667
113.333
90.000
66.667
43.333
20.000
4.000
6.000
8.000
10.000
12.000
MONTH

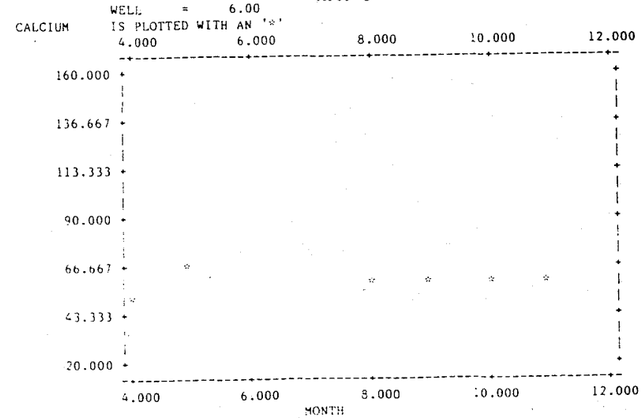
WELL = 6.00
IS PLOTTED WITH AN '*'
CALCIUM
160.000
136.667
113.333
90.000
66.667
43.333
20.000
4.000
6.000
8.000
10.000
12.000
MONTH

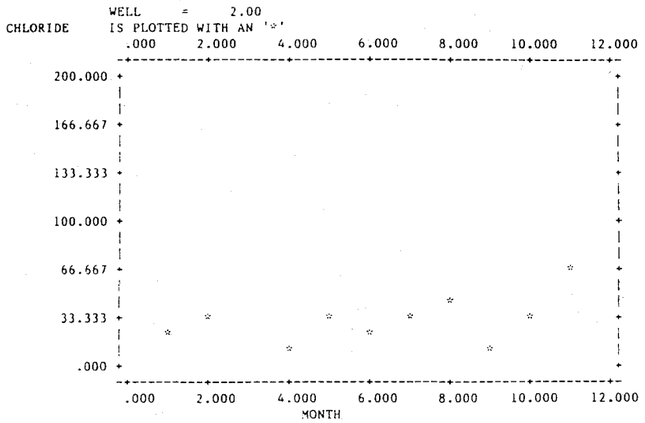
WELL = 2.00
CHLORIDE IS PLOTTED WITH AN '*'
.000 2.000 4.000 6.000 8.000 10.000 12.000
200.000
166.667
133.333
100.000
66.667
33.333
.000
MONTH

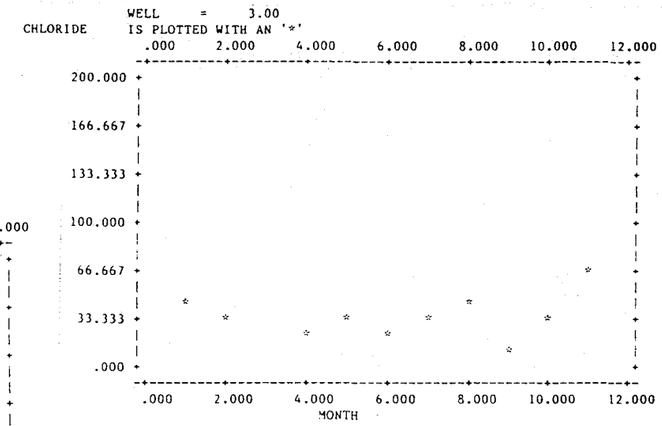
WELL = 3.00
CHLORIDE IS PLOTTED WITH AN '*'
.000 2.000 4.000 6.000 8.000 10.000 12.000
200.000
166.667
133.333
100.000
66.667
33.333
.000
MONTH

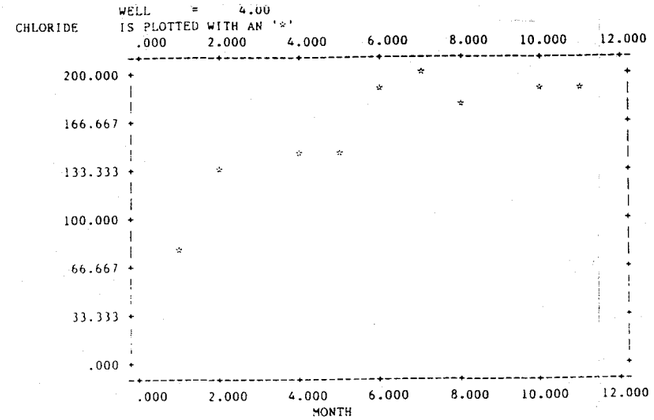
WELL = 4.00
CHLORIDE IS PLOTTED WITH AN '*'
.000 2.000 4.000 6.000 8.000 10.000 12.000
200.000
166.667
133.333
100.000
66.667
33.333
.000
MONTH

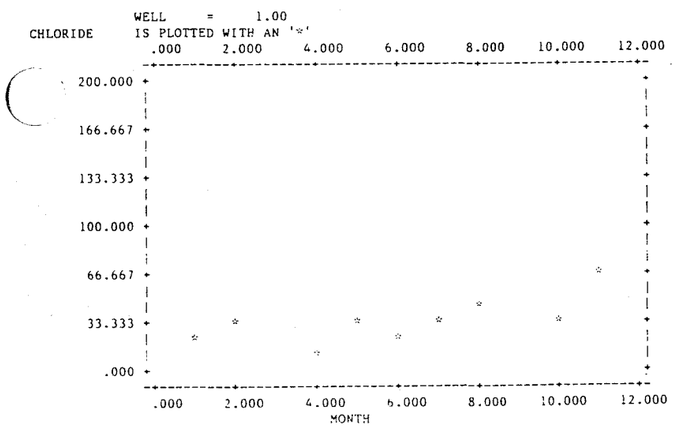
WELL = 1.00
CHLORIDE IS PLOTTED WITH AN '*'
.000 2.000 4.000 6.000 8.000 10.000 12.000
200.000
166.667
133.333
100.000
66.667
33.333
.000
MONTH

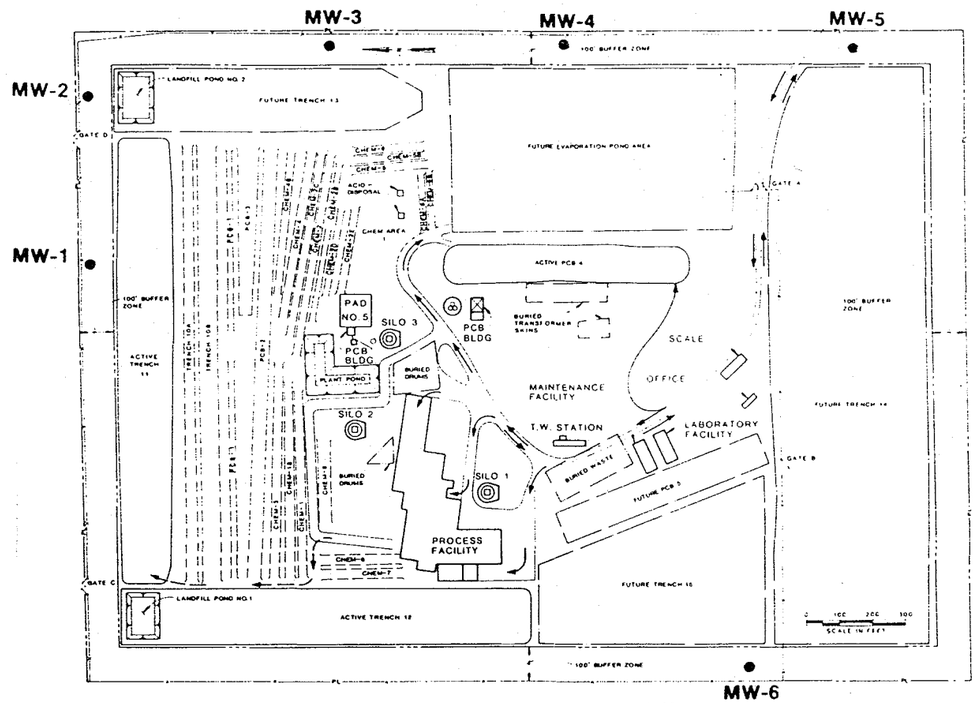
MW-3
MW-4
MW-5
MW-2
MW-1
MW-6
LANDFILL POND NO. 2
FUTURE TRENCH 13
FUTURE EVAPORATION POND AREA
ACTIVE PCB 4
PAD NO. 5
SILO 3
PCB BLDG
PLANT POND 1
SILO 2
SILO 1
MAINTENANCE FACILITY
T.W. STATION
SCALE
OFFICE
LABORATORY FACILITY
PROCESS FACILITY
FUTURE PCB 3
FUTURE TRENCH 15
ACTIVE TRENCH 12
LANDFILL POND NO. 1
100' BUFFER ZONE
GATE A
GATE B
GATE C
SCALE IN FEET

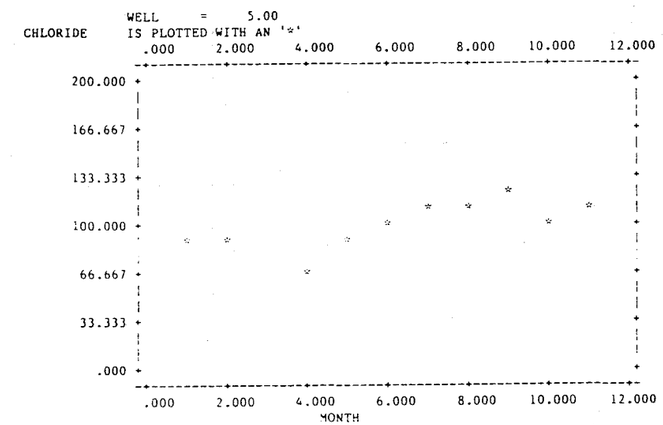
WELL = 5.00
CHLORIDE IS PLOTTED WITH AN '*'
.000 2.000 4.000 6.000 8.000 10.000 12.000
200.000
166.667
133.333
100.000
66.667
33.333
.000
MONTH

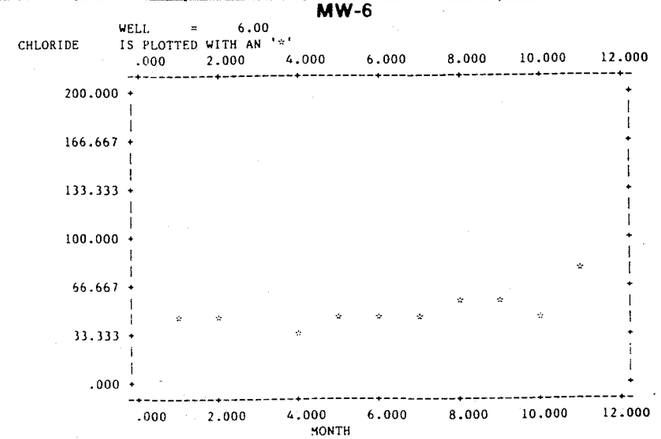
WELL = 6.00
CHLORIDE IS PLOTTED WITH AN '*'
.000 2.000 4.000 6.000 8.000 10.000 12.000
200.000
166.667
133.333
100.000
66.667
33.333
.000
MONTH

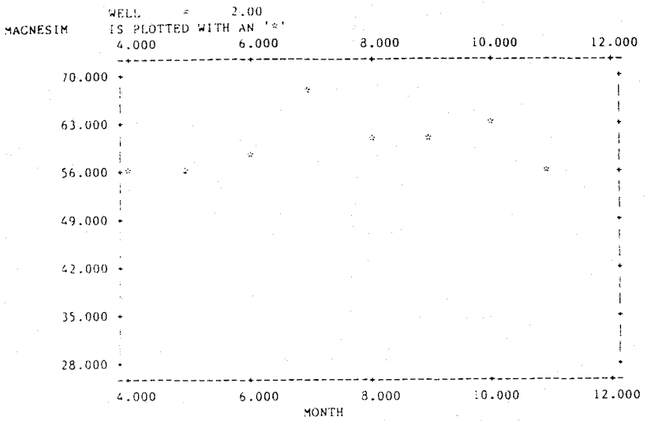
WELL = 2.00
MAGNESIM IS PLOTTED WITH AN '*'
4.000 6.000 8.000 10.000 12.000
70.000
63.000
56.000
49.000
42.000
35.000
28.000
4.000 6.000 8.000 10.000 12.000
MONTH

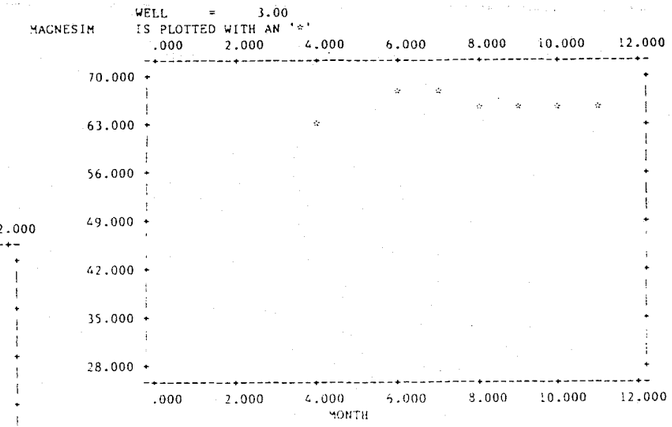
WELL = 3.00
MAGNESIM IS PLOTTED WITH AN '*'
.000 2.000 4.000 6.000 8.000 10.000 12.000
70.000
63.000
56.000
49.000
42.000
35.000
28.000
.000 2.000 4.000 6.000 8.000 10.000 12.000
MONTH

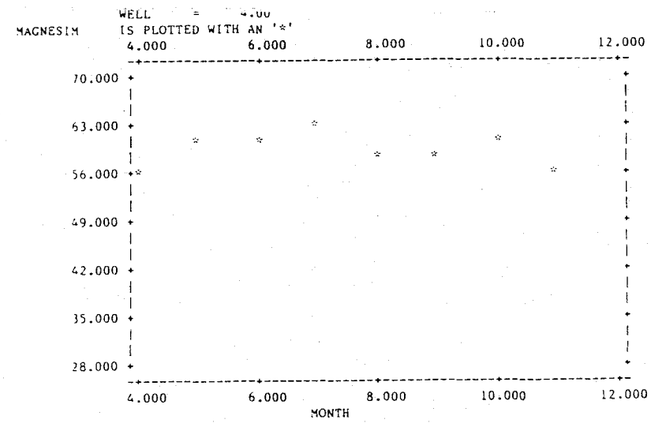
WELL = 4.00
MAGNESIM IS PLOTTED WITH AN '*'
4.000 6.000 8.000 10.000 12.000
70.000
63.000
56.000
49.000
42.000
35.000
28.000
4.000 6.000 8.000 10.000 12.000
MONTH

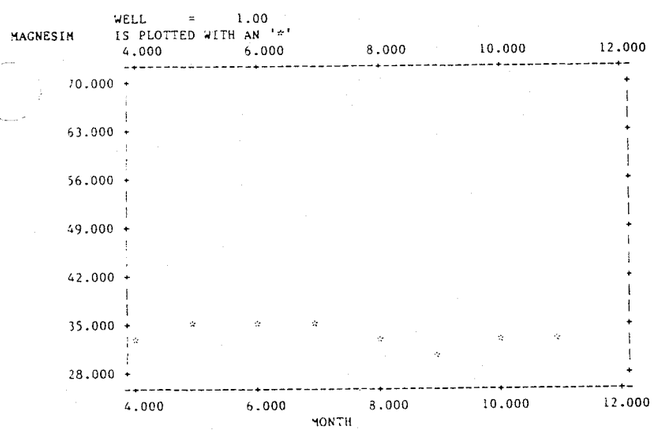
WELL = 1.00
MAGNESIM IS PLOTTED WITH AN '*'
4.000 6.000 8.000 10.000 12.000
70.000
63.000
56.000
49.000
42.000
35.000
28.000
4.000 6.000 8.000 10.000 12.000
MONTH

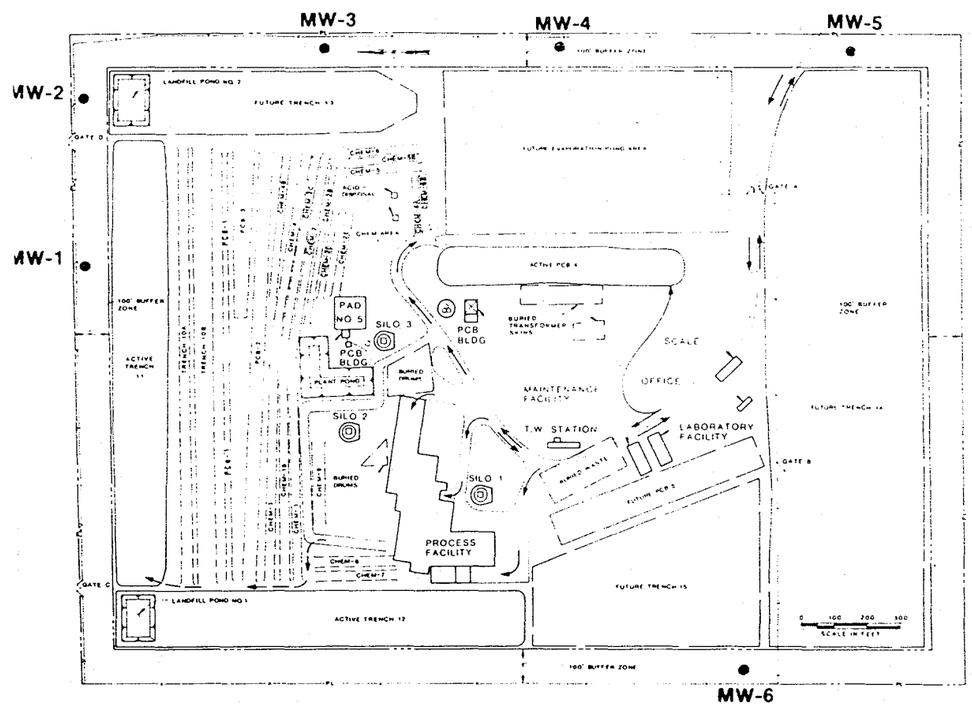
MW-3
MW-4
MW-5
MW-2
MW-1
MW-6
LANDFILL POND NO 2
FUTURE TRENCH 13
GATE D
FUTURE EXAMINATION HOLDING AREA
GATE A
ACTIVE PCB 4
100' BUFFER ZONE
ACTIVE TRENCH 11
PAD NO 5
SILO 3
PCB BLDG
BURIED TRANSFORMER RUINS
SCALE
OFFICE
MAINTENANCE FACILITY
T.W STATION
LABORATORY FACILITY
SILO 2
SILO 1
PROCESS FACILITY
GATE B
FUTURE PCB 5
FUTURE TRENCH 14
GATE C
LANDFILL POND NO 1
ACTIVE TRENCH 12
FUTURE TRENCH 15
SCALE IN FEET

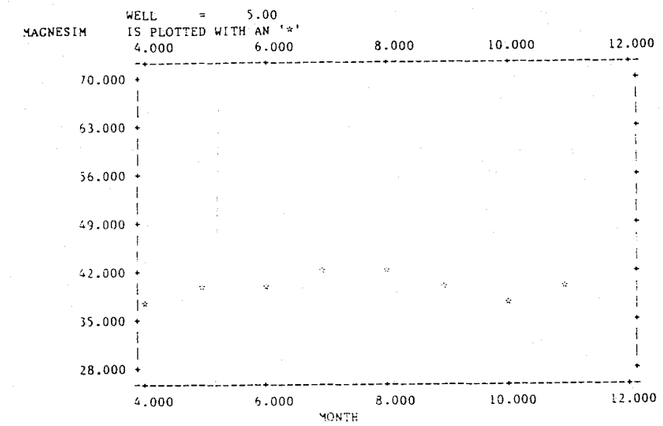
WELL = 5.00
MAGNESIM IS PLOTTED WITH AN '*'
4.000 6.000 8.000 10.000 12.000
70.000
63.000
56.000
49.000
42.000
35.000
28.000
4.000 6.000 8.000 10.000 12.000
MONTH

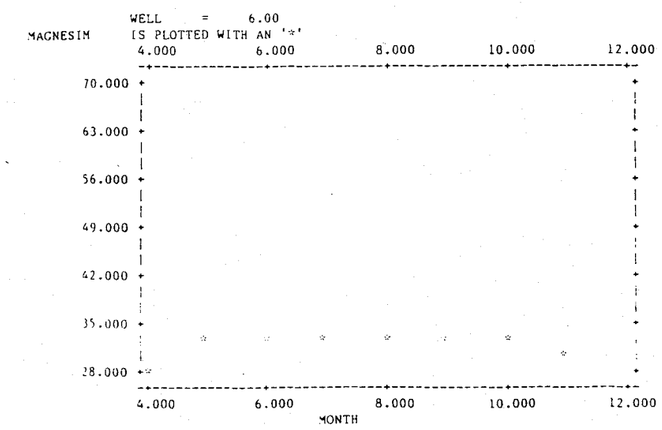
WELL = 6.00
MAGNESIM IS PLOTTED WITH AN '*'
4.000 6.000 8.000 10.000 12.000
70.000
63.000
56.000
49.000
42.000
35.000
28.000
4.000 6.000 8.000 10.000 12.000
MONTH

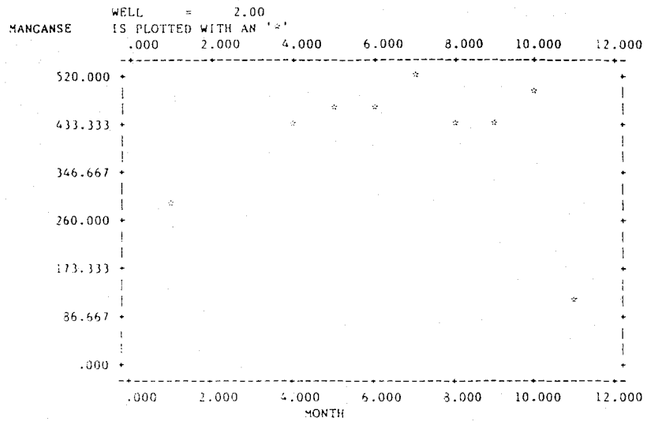
WELL = 2.00
MANGANSE IS PLOTTED WITH AN '*'
.000 2.000 4.000 6.000 8.000 10.000 12.000
520.000
433.333
346.667
260.000
173.333
86.667
.000
MONTH

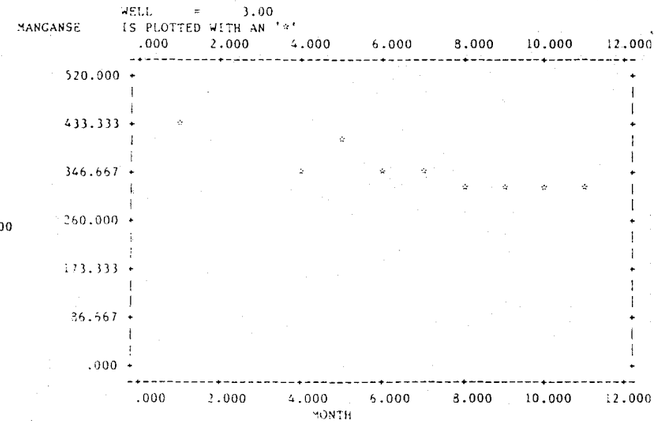
WELL = 3.00
MANGANSE IS PLOTTED WITH AN '*'
.000 2.000 4.000 6.000 8.000 10.000 12.000
520.000
433.333
346.667
260.000
173.333
86.667
.000
MONTH

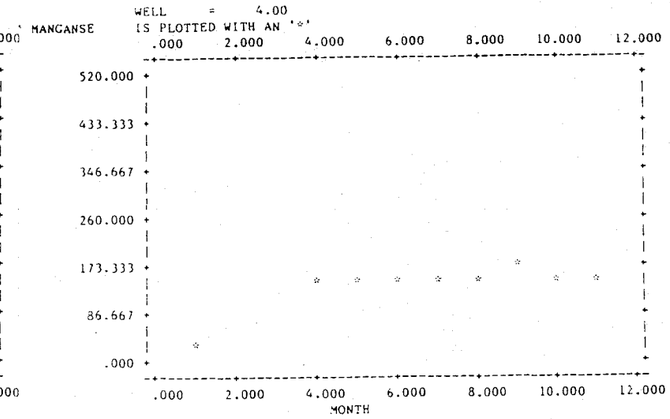
WELL = 4.00
MANGANSE IS PLOTTED WITH AN '*'
.000 2.000 4.000 6.000 8.000 10.000 12.000
520.000
433.333
346.667
260.000
173.333
86.667
.000
MONTH

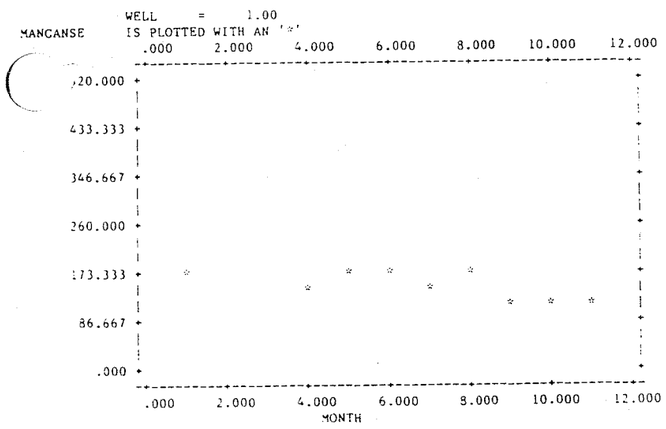
WELL = 1.00
MANGANSE IS PLOTTED WITH AN '*'
.000 2.000 4.000 6.000 8.000 10.000 12.000
520.000
433.333
346.667
260.000
173.333
86.667
.000
MONTH

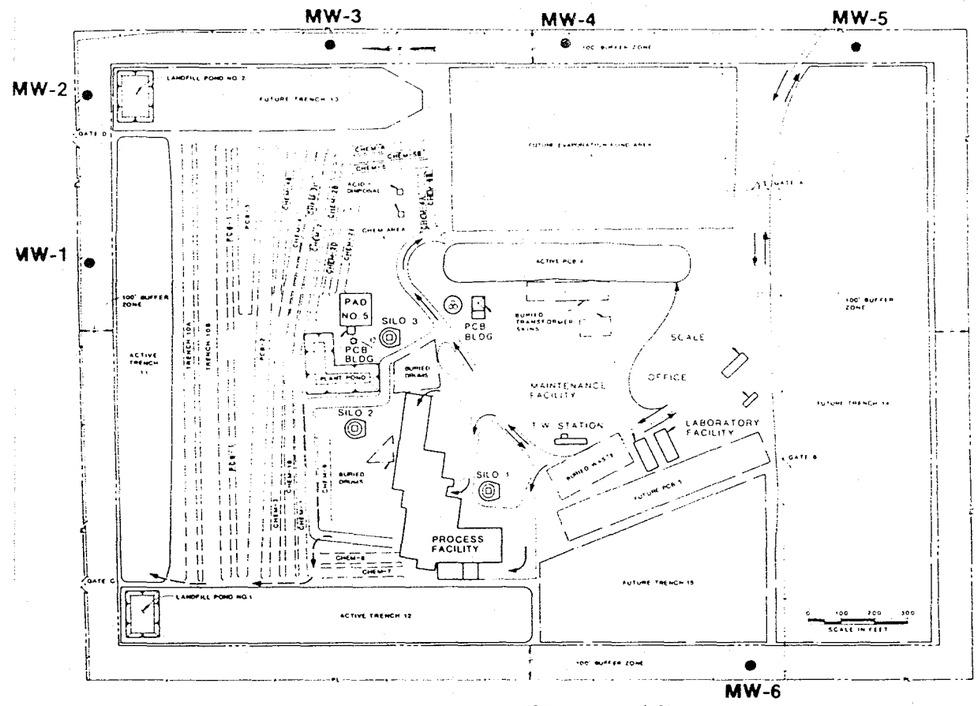
MW-3
MW-4
MW-5
MW-2
MW-1
MW-6
LANDFILL POND NO 2
FUTURE TRENCH 13
100' BUFFER ZONE
PAD NO 5
SILO 3
PCB BLDG
SILO 2
SILO 1
MAINTENANCE FACILITY
T.W. STATION
OFFICE
SCALE
LABORATORY FACILITY
PROCESS FACILITY
FUTURE TRENCH 14
FUTURE TRENCH 15
ACTIVE TRENCH 12
LANDFILL POND NO 1
SCALE IN FEET

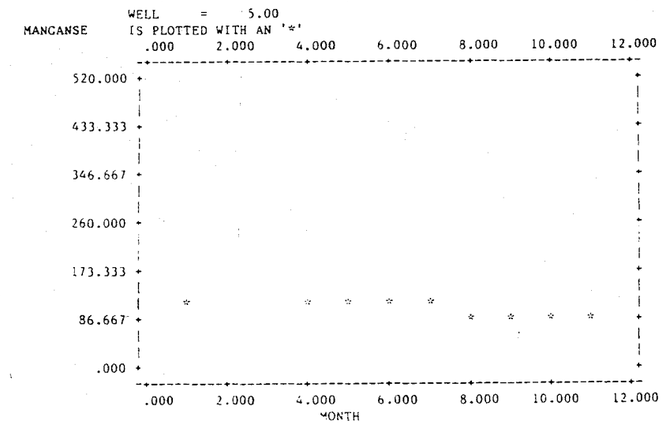
WELL = 5.00
MANGANSE IS PLOTTED WITH AN '*'
.000 2.000 4.000 6.000 8.000 10.000 12.000
520.000
433.333
346.667
260.000
173.333
86.667
.000
MONTH

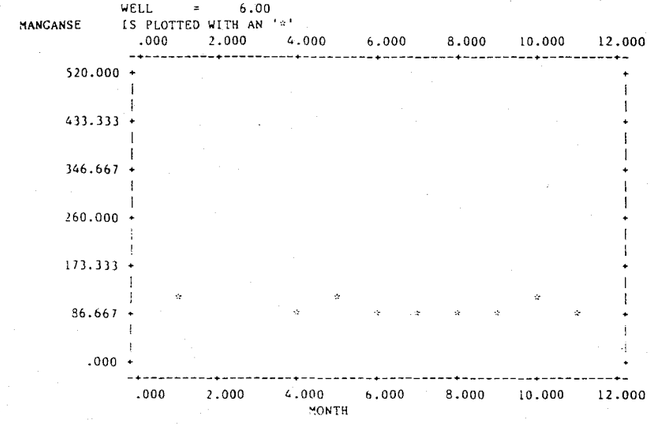
WELL = 6.00
MANGANSE IS PLOTTED WITH AN '*'
.000 2.000 4.000 6.000 8.000 10.000 12.000
520.000
433.333
346.667
260.000
173.333
86.667
.000
MONTH

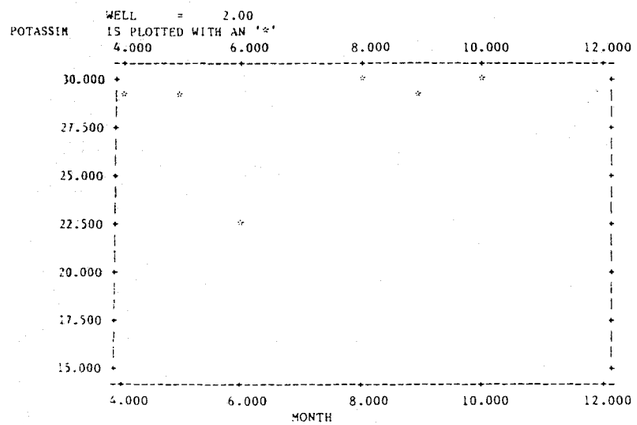
POTASSIM
WELL = 2.00
IS PLOTTED WITH AN '☆'
4.000 6.000 8.000 10.000 12.000
30.000
27.500
25.000
22.500
20.000
17.500
15.000
MONTH

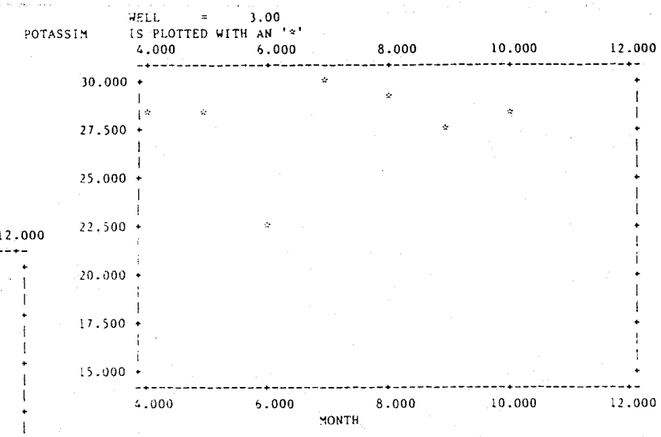
POTASSIM
WELL = 3.00
IS PLOTTED WITH AN '☆'
4.000 6.000 8.000 10.000 12.000
30.000
27.500
25.000
22.500
20.000
17.500
15.000
MONTH

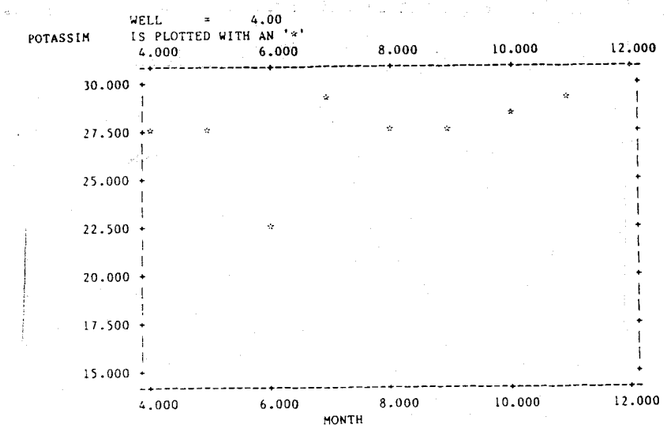
POTASSIM
WELL = 4.00
IS PLOTTED WITH AN '☆'
4.000 6.000 8.000 10.000 12.000
30.000
27.500
25.000
22.500
20.000
17.500
15.000
MONTH

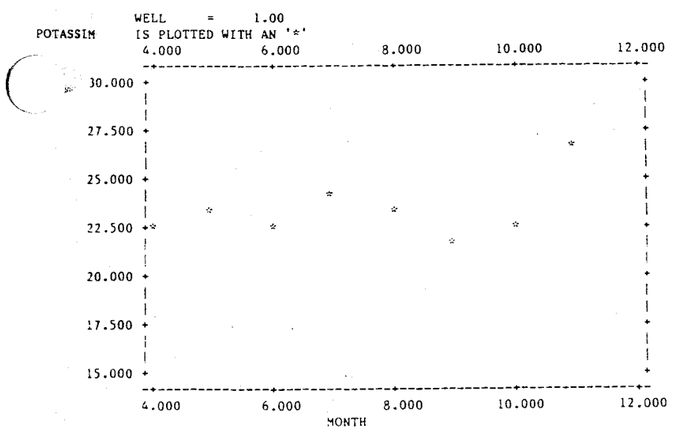
POTASSIM
WELL = 1.00
IS PLOTTED WITH AN '☆'
4.000 6.000 8.000 10.000 12.000
30.000
27.500
25.000
22.500
20.000
17.500
15.000
MONTH

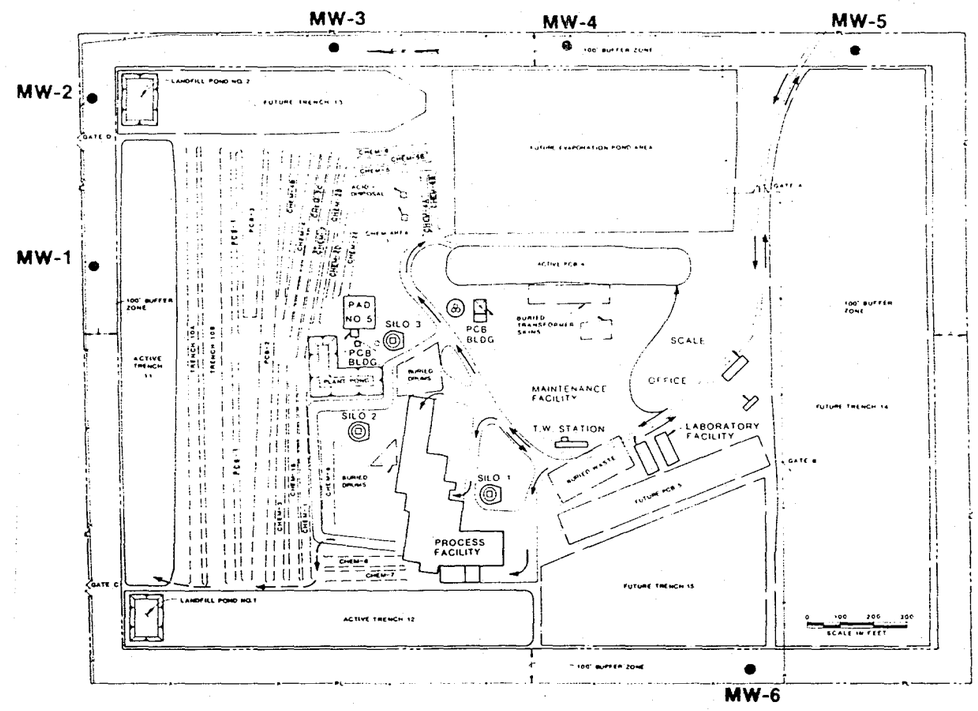
MW-3
MW-4
MW-5
MW-2
MW-1
MW-6
LANDFILL POND NO. 2
FUTURE TRENCH 13
100' BUFFER ZONE
FUTURE EVAPORATION POND AREA
ACTIVE PCB
PAD NO 5
SILO 3
PCB BLDG
SCALE
OFFICE
MAINTENANCE FACILITY
T.W. STATION
LABORATORY FACILITY
SILO 2
SILO 1
PROCESS FACILITY
ACTIVE TRENCH 11
ACTIVE TRENCH 12
FUTURE TRENCH 14
FUTURE TRENCH 15
LANDFILL POND NO. 1
SCALE IN FEET

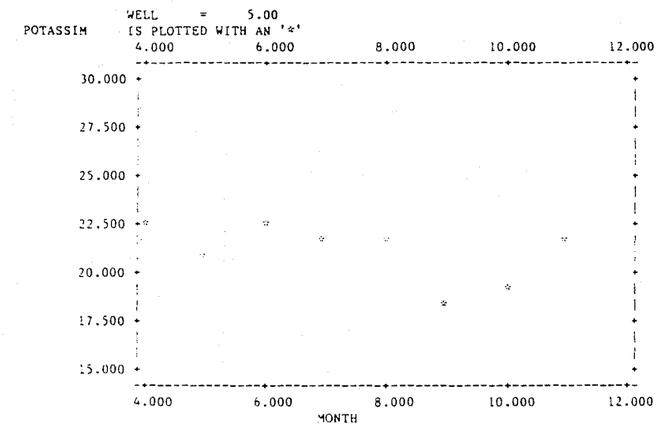
POTASSIM
WELL = 5.00
IS PLOTTED WITH AN '☆'
4.000 6.000 8.000 10.000 12.000
30.000
27.500
25.000
22.500
20.000
17.500
15.000
MONTH

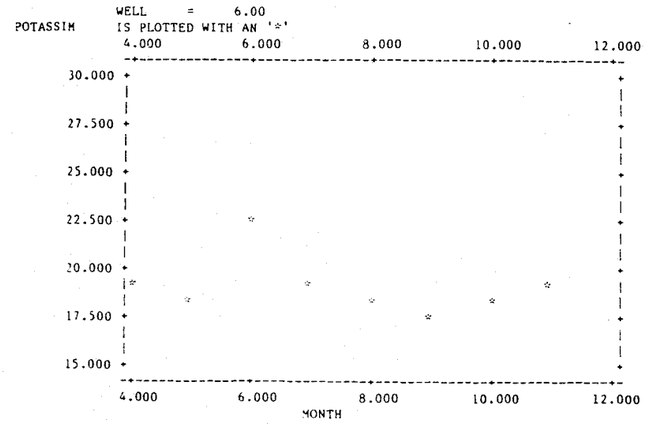
POTASSIM
WELL = 6.00
IS PLOTTED WITH AN '☆'
4.000 6.000 8.000 10.000 12.000
30.000
27.500
25.000
22.500
20.000
17.500
15.000
MONTH

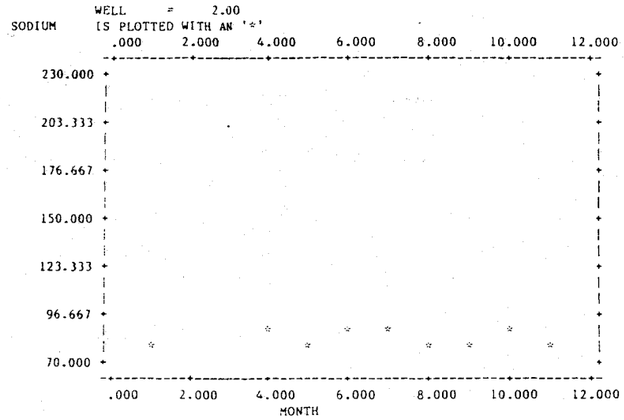
WELL = 2.00
SODIUM IS PLOTTED WITH AN '*'
.000 2.000 4.000 6.000 8.000 10.000 12.000
230.000
203.333
176.667
150.000
123.333
96.667
70.000
MONTH

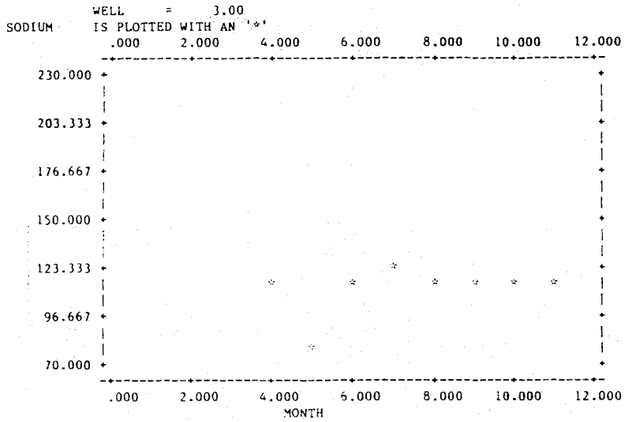
WELL = 3.00
SODIUM IS PLOTTED WITH AN '*'
.000 2.000 4.000 6.000 8.000 10.000 12.000
230.000
203.333
176.667
150.000
123.333
96.667
70.000
MONTH

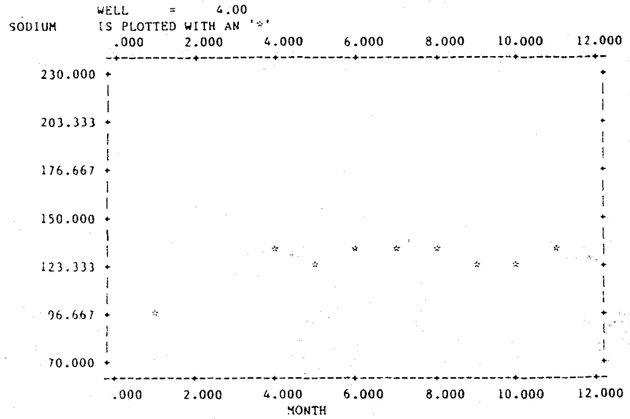
WELL = 4.00
SODIUM IS PLOTTED WITH AN '*'
.000 2.000 4.000 6.000 8.000 10.000 12.000
230.000
203.333
176.667
150.000
123.333
96.667
70.000
MONTH

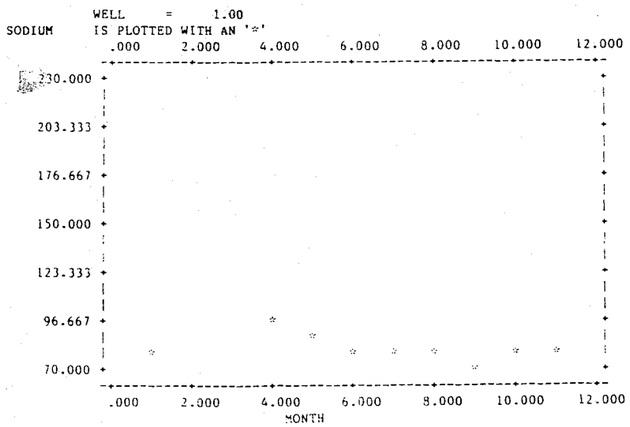
WELL = 1.00
SODIUM IS PLOTTED WITH AN '*'
.000 2.000 4.000 6.000 8.000 10.000 12.000
230.000
203.333
176.667
150.000
123.333
96.667
70.000
MONTH

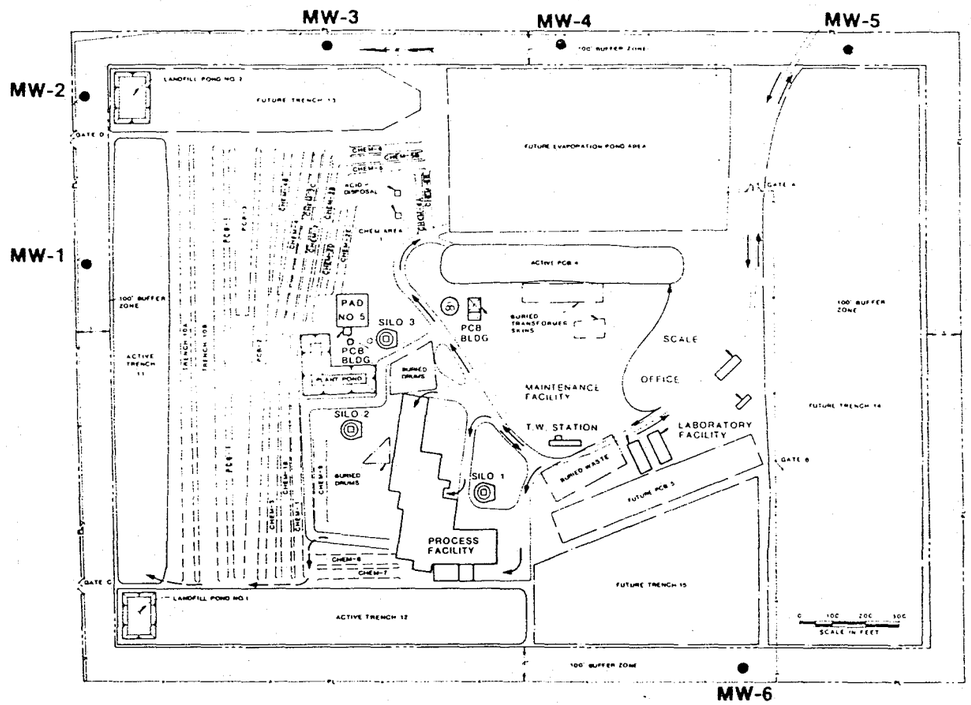
MW-3
MW-4
MW-5
MW-2
MW-1
MW-6
LANDFILL POND NO. 2
FUTURE TRENCH 13
FUTURE EVAPORATION POND AREA
ACTIVE PCB
PAD NO 5
SILO 3
PCB BLDG
SCALE
OFFICE
MAINTENANCE FACILITY
T.W. STATION
LABORATORY FACILITY
SILO 2
SILO 1
PROCESS FACILITY
FUTURE TRENCH 14
FUTURE TRENCH 15
ACTIVE TRENCH 12
LANDFILL POND NO. 1
100' BUFFER ZONE
SCALE IN FEET

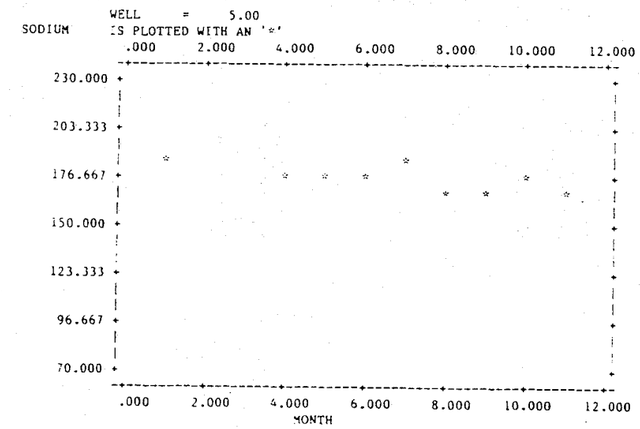
WELL = 5.00
SODIUM IS PLOTTED WITH AN '*'
.000 2.000 4.000 6.000 8.000 10.000 12.000
230.000
203.333
176.667
150.000
123.333
96.667
70.000
MONTH

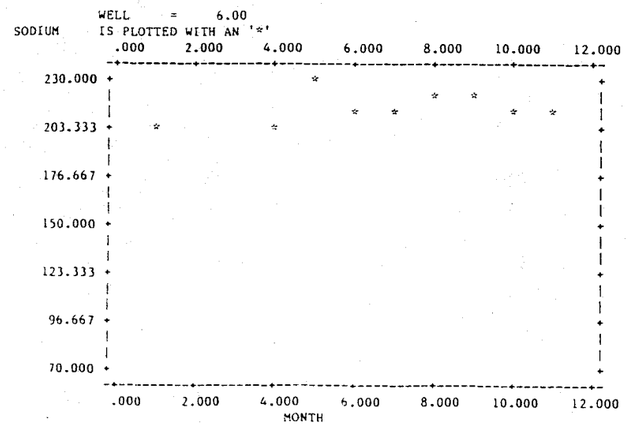
WELL = 6.00
SODIUM IS PLOTTED WITH AN '*'
.000 2.000 4.000 6.000 8.000 10.000 12.000
230.000
203.333
176.667
150.000
123.333
96.667
70.000
MONTH

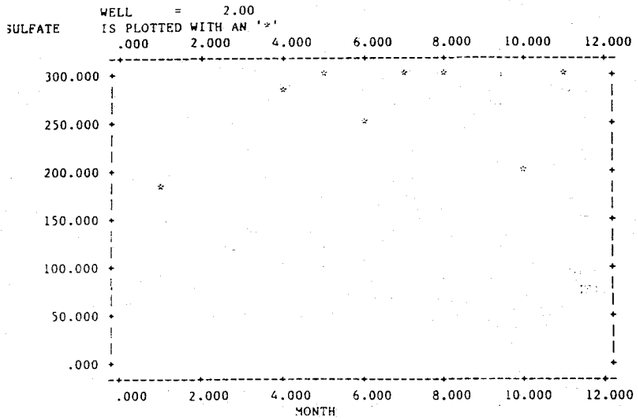
WELL = 2.00
IS PLOTTED WITH AN '*'
SULFATE
.000 2.000 4.000 6.000 8.000 10.000 12.000
300.000
250.000
200.000
150.000
100.000
50.000
.000
MONTH

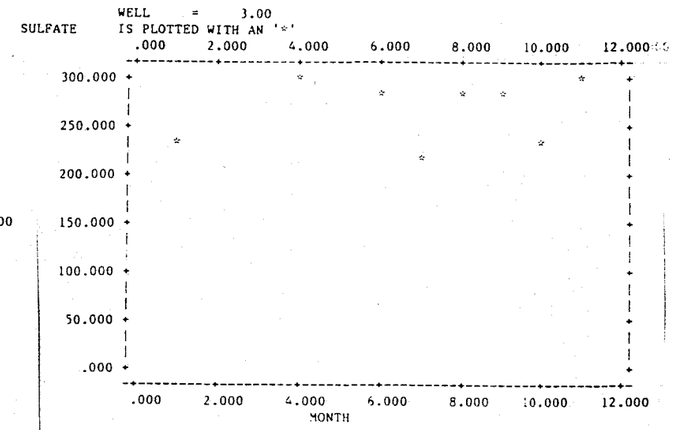
WELL = 3.00
IS PLOTTED WITH AN '*'
SULFATE
.000 2.000 4.000 6.000 8.000 10.000 12.000
300.000
250.000
200.000
150.000
100.000
50.000
.000
MONTH

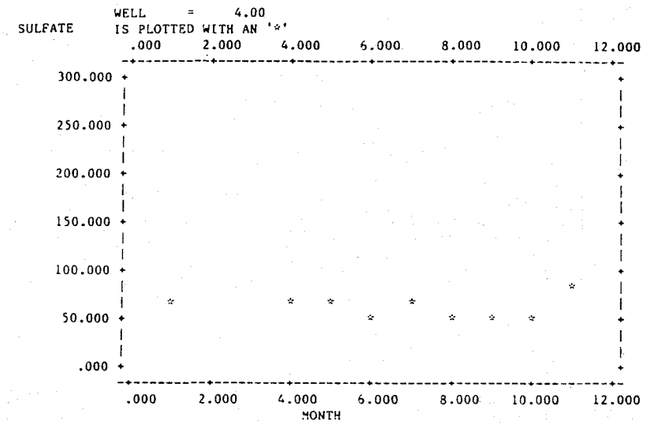
WELL = 4.00
IS PLOTTED WITH AN '*'
SULFATE
.000 2.000 4.000 6.000 8.000 10.000 12.000
300.000
250.000
200.000
150.000
100.000
50.000
.000
MONTH

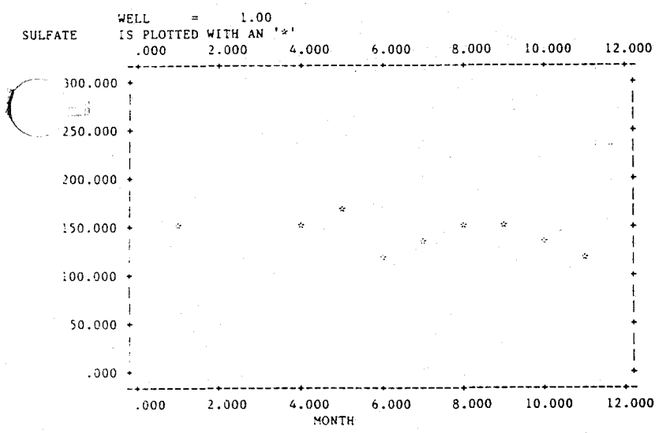
WELL = 1.00
IS PLOTTED WITH AN '*'
SULFATE
.000 2.000 4.000 6.000 8.000 10.000 12.000
300.000
250.000
200.000
150.000
100.000
50.000
.000
MONTH

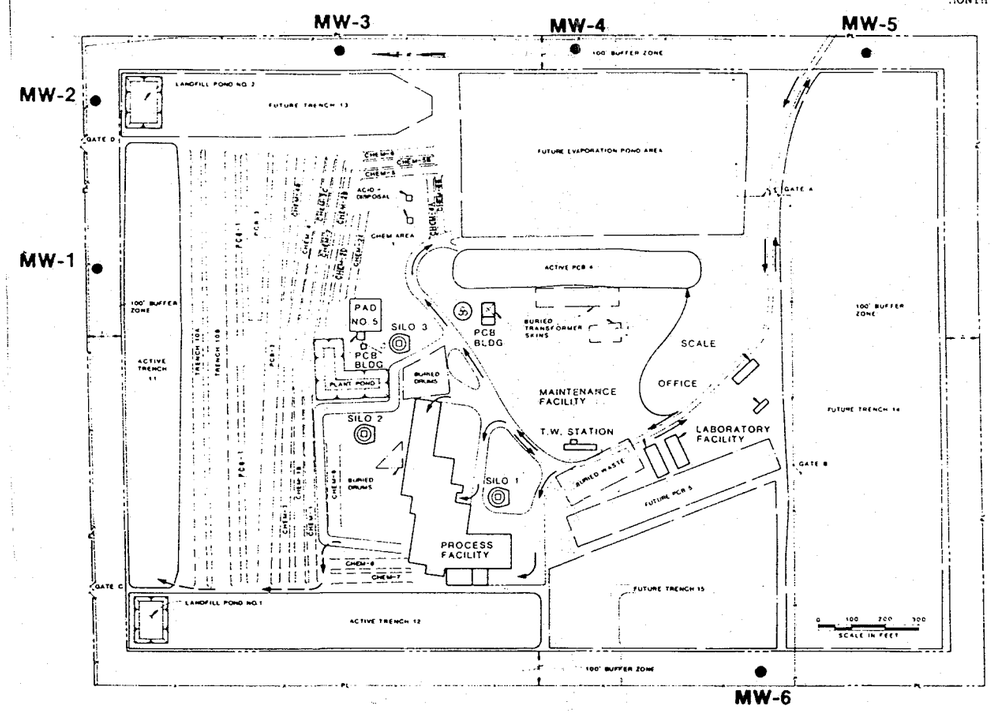
MW-1
MW-2
MW-3
MW-4
MW-5
MW-6
LANDFILL POND NO. 2
FUTURE TRENCH 13
FUTURE EVAPORATION POND AREA
ACTIVE PCB 4
PAD NO. 5
SILO 3
PCB BLDG
SILO 2
SILO 1
MAINTENANCE FACILITY
T.W. STATION
SCALE
OFFICE
LABORATORY FACILITY
PROCESS FACILITY
ACTIVE TRENCH 11
ACTIVE TRENCH 12
FUTURE TRENCH 15
FUTURE TRENCH 14
LANDFILL POND NO. 1
100' BUFFER ZONE
GATE A
GATE B
GATE C
GATE D
SCALE IN FEET

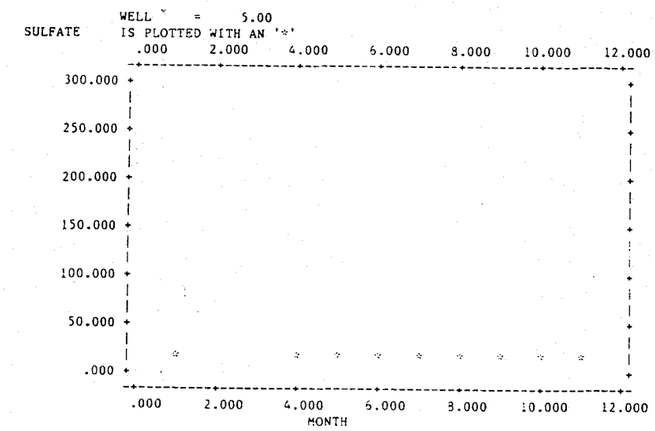
WELL = 5.00
IS PLOTTED WITH AN '*'
SULFATE
.000 2.000 4.000 6.000 8.000 10.000 12.000
300.000
250.000
200.000
150.000
100.000
50.000
.000
MONTH

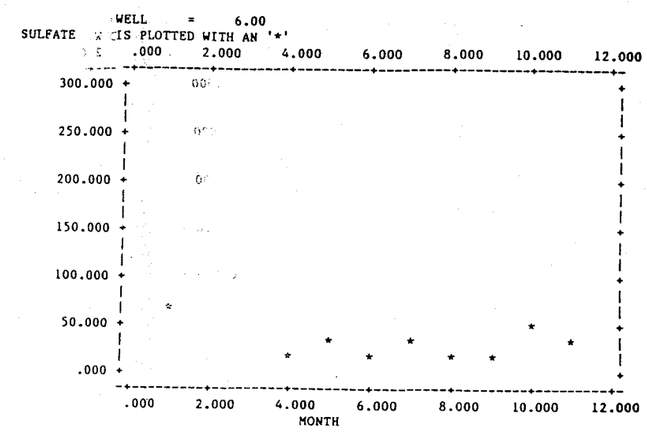
WELL = 6.00
IS PLOTTED WITH AN '*'
SULFATE
.000 2.000 4.000 6.000 8.000 10.000 12.000
300.000
250.000
200.000
150.000
100.000
50.000
.000
MONTH

MW1 1985 KEY PARAMETERS VS TIME

(CHLORIDE, SULFATE)

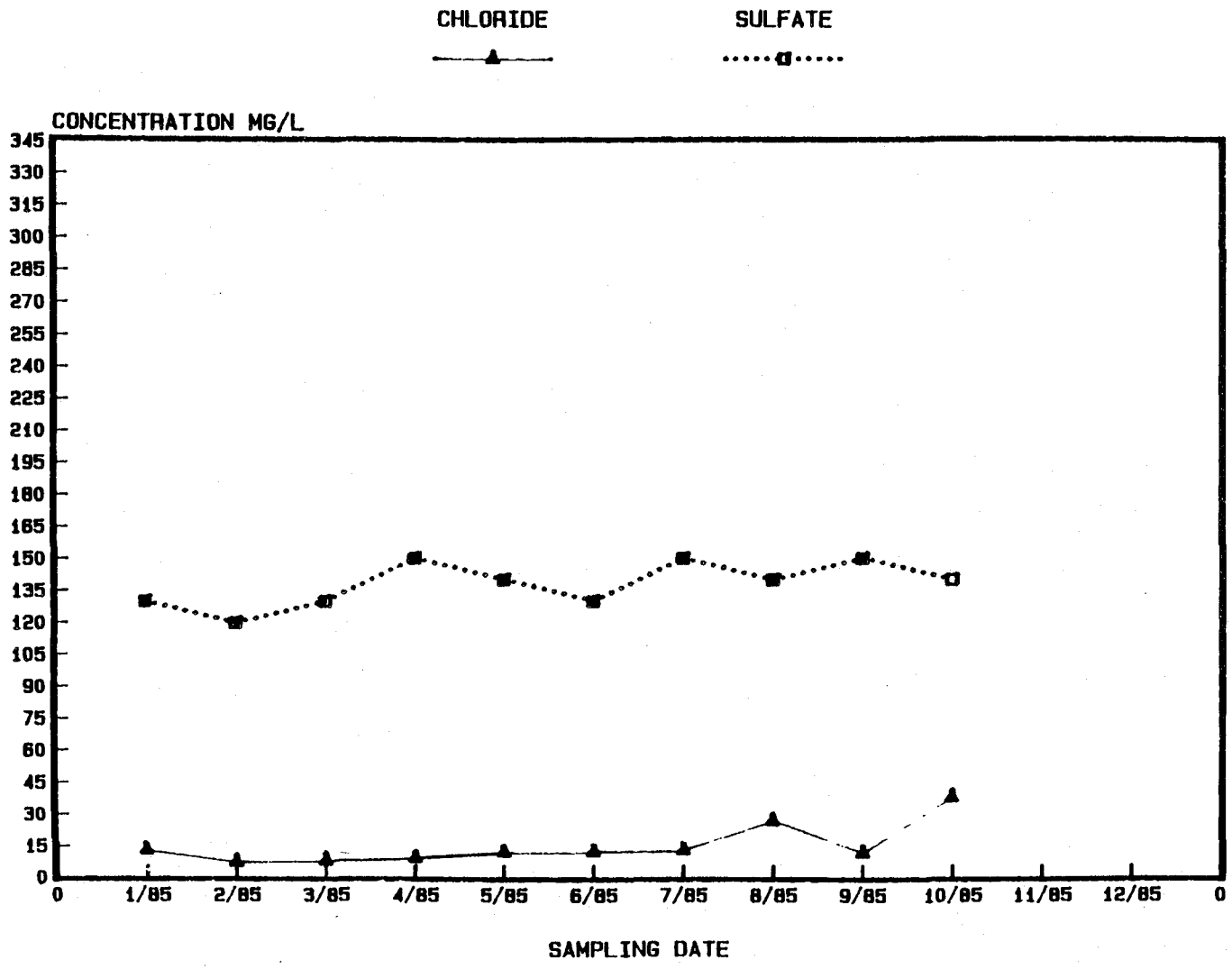

MW1 KEY PARAMETERS VS TIME

(CHLORIDE, SULFATE)

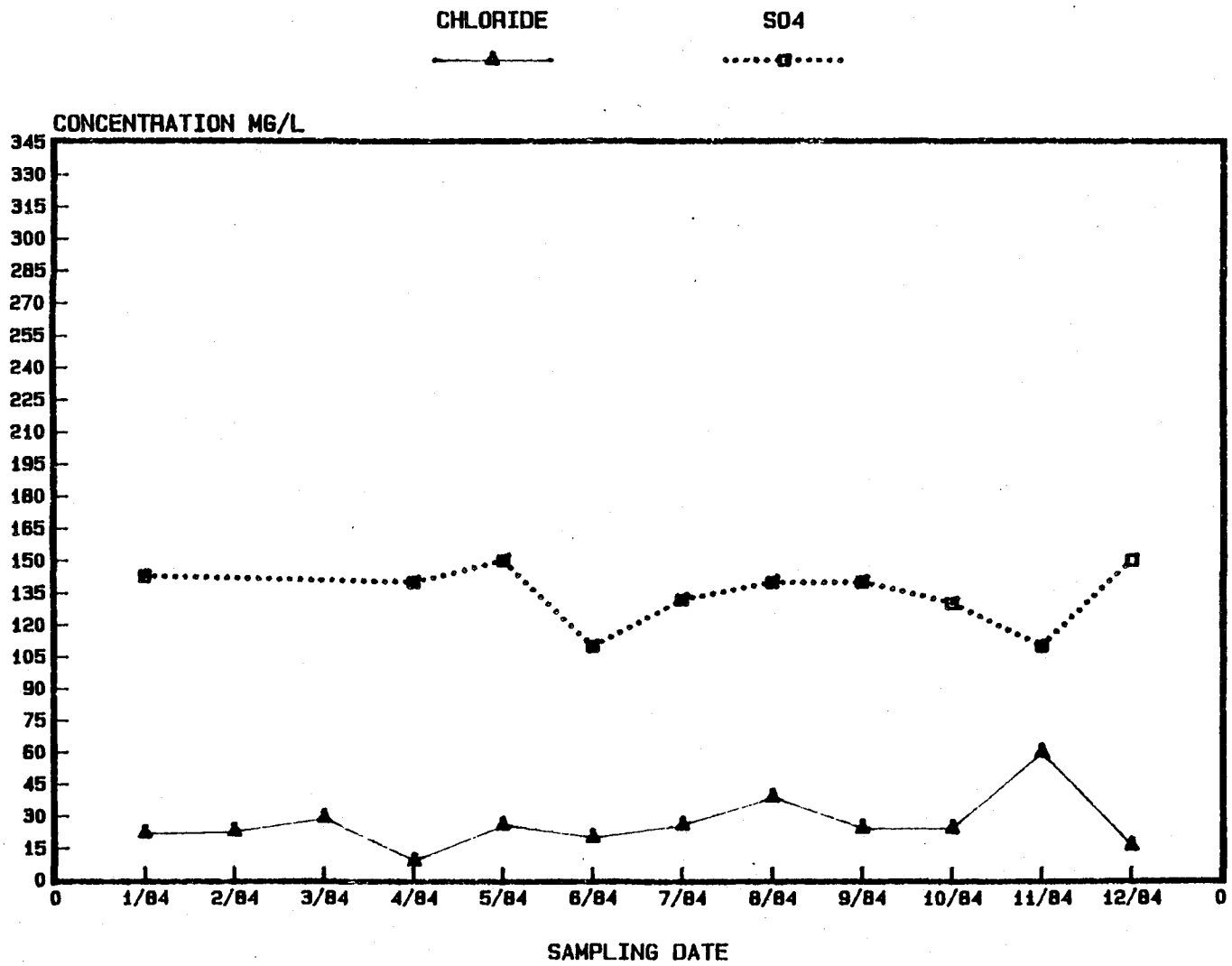

MW1 1984 CALCIUM VS TIME

(DISSOLVED METALS, TOTAL METALS)

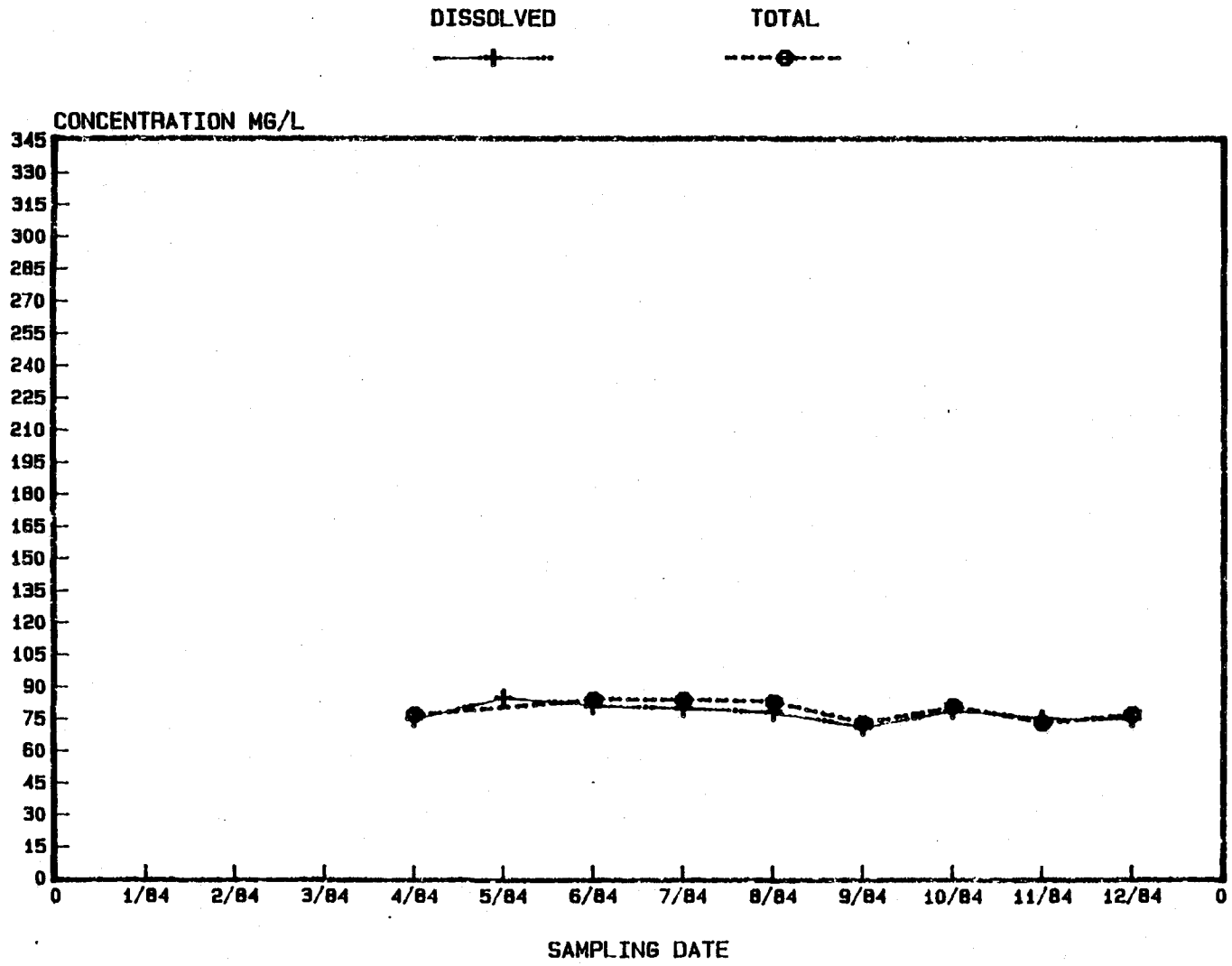

MW1 1985 CALCIUM VS TIME

(DISSOLVED METALS, TOTAL METALS)

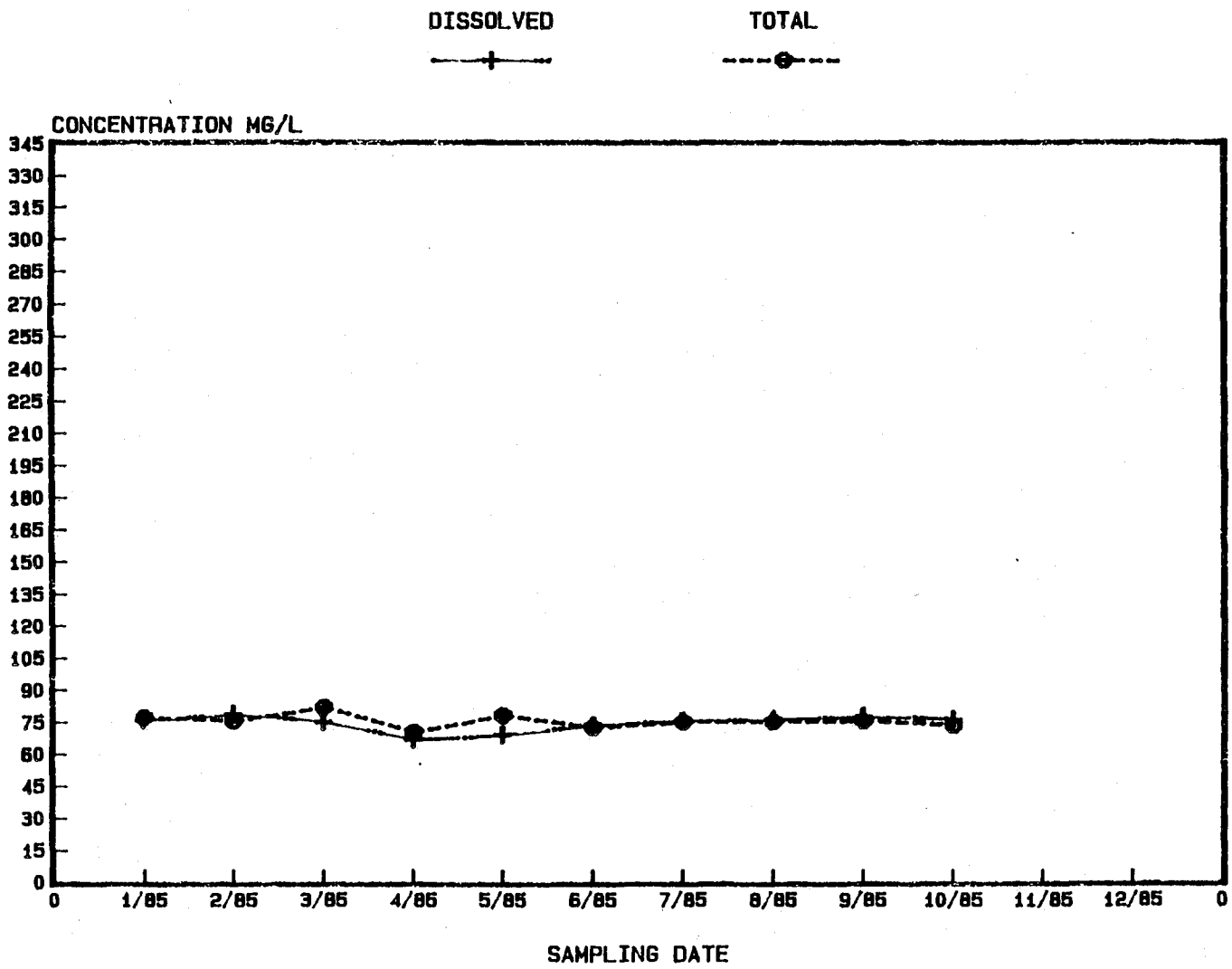

MW2 1985 KEY PARAMETERS VS TIME

(CHLORIDE, SULFATE)

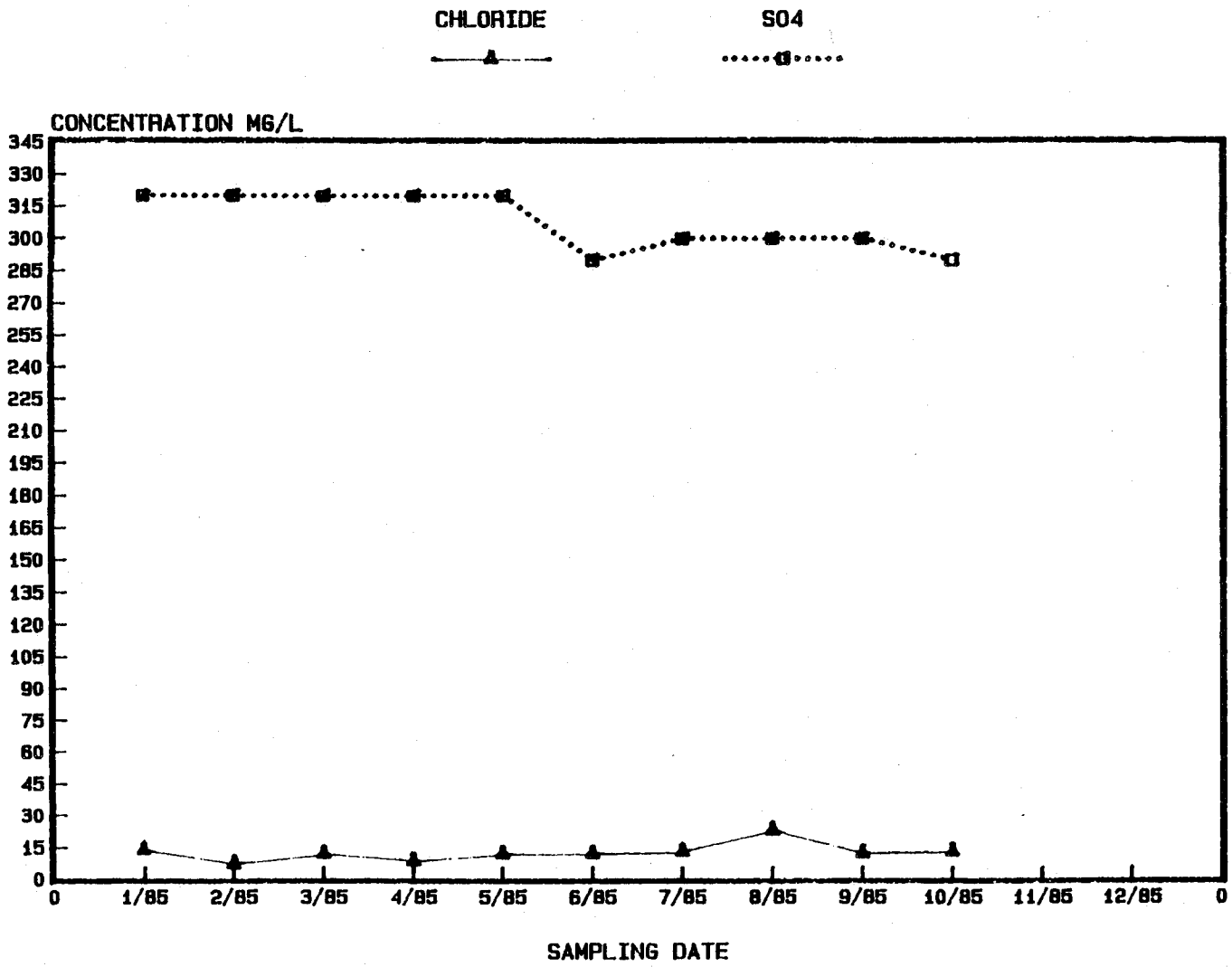

MW2 KEY PARAMETERS VS TIME

(CHLORIDE, SULFATE)

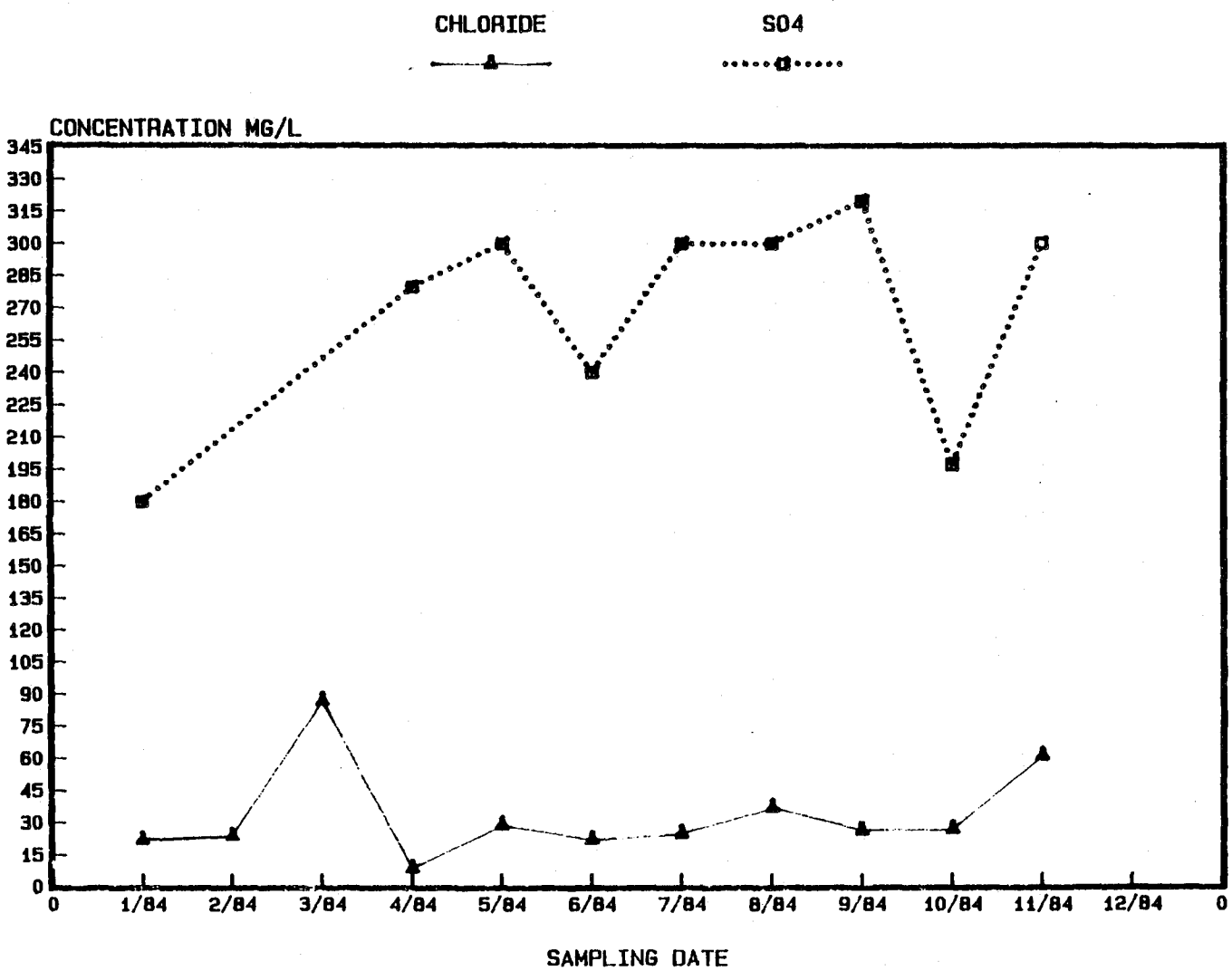

MW2 1984 CALCIUM VS TIME

(DISSOLVED METALS, TOTAL METALS)

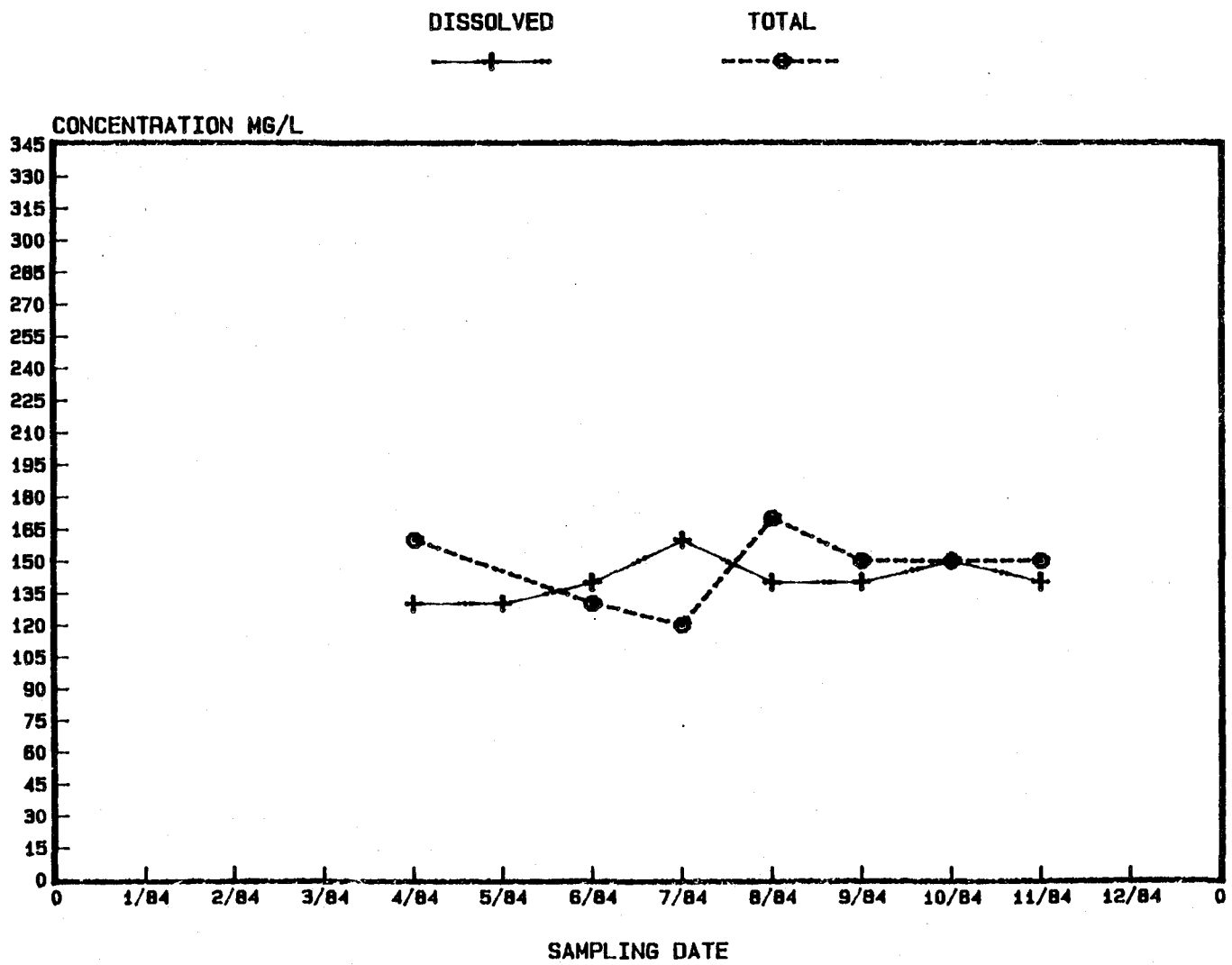

MW2 1985 CALCIUM VS TIME

(DISSOLVED METALS, TOTAL METALS)

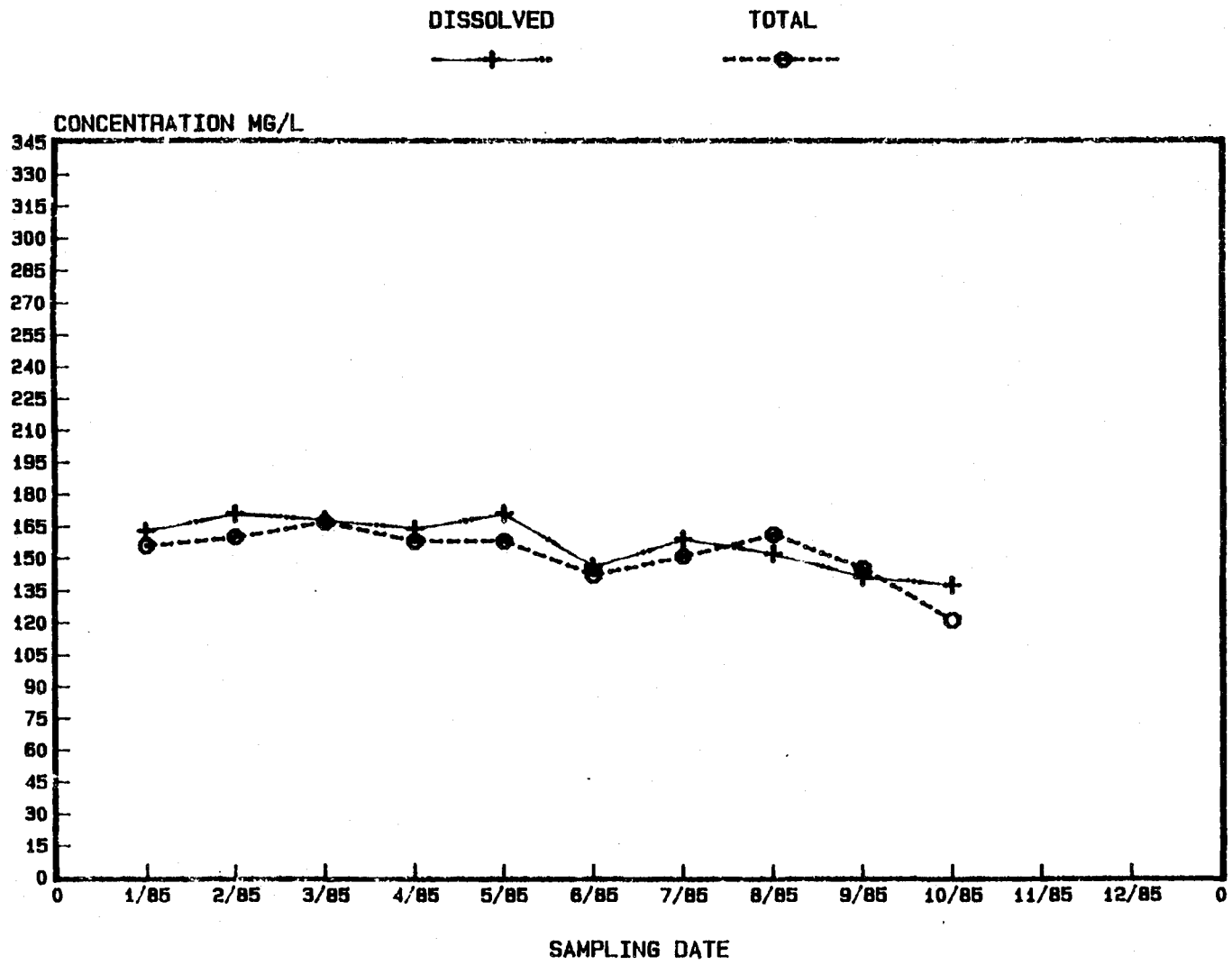

MW3 KEY PARAMETERS VS TIME

(CHLORIDE, SULFATE)

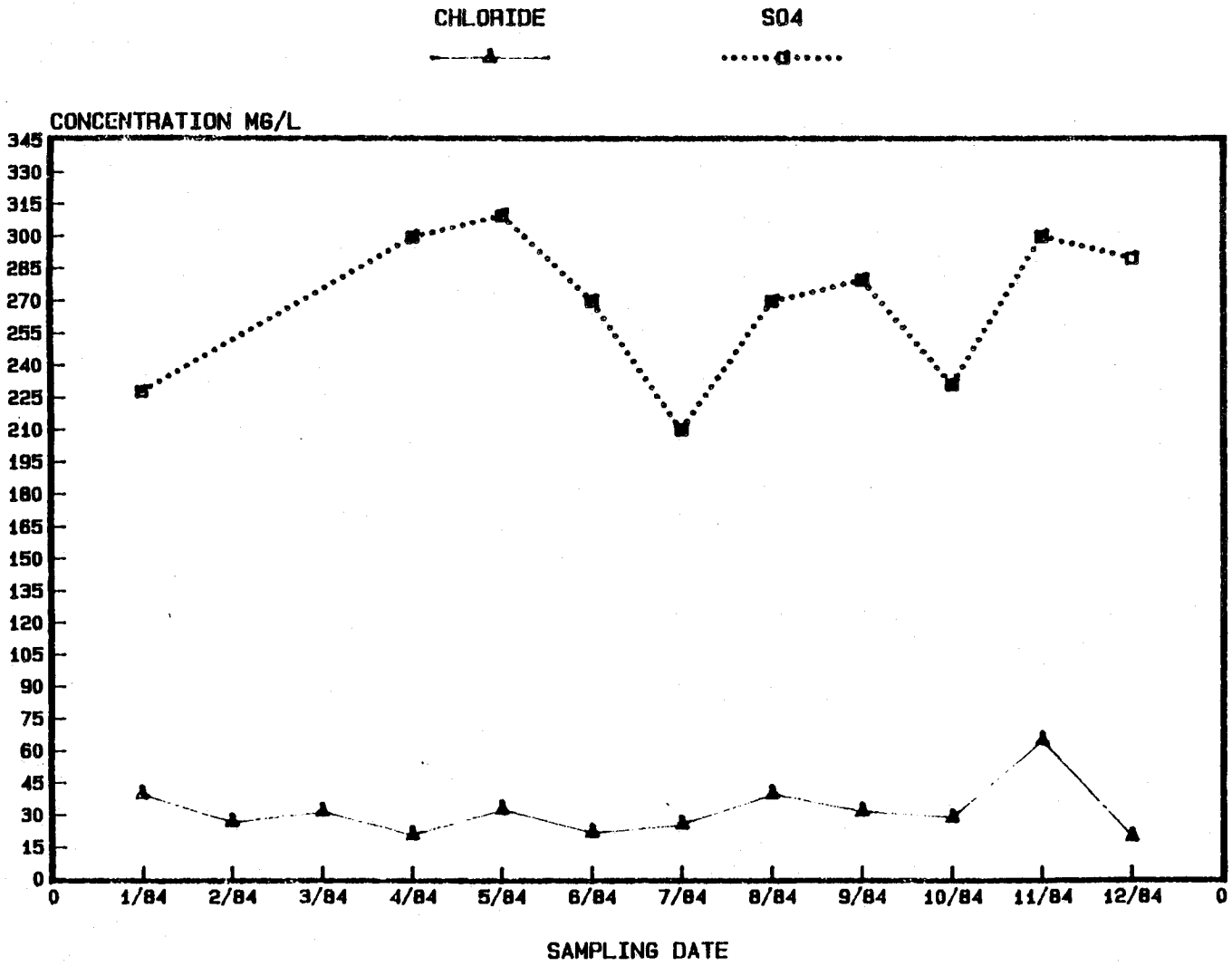

MW3 1985 KEY PARAMETERS VS TIME

(CHLORIDE, SULFATE)

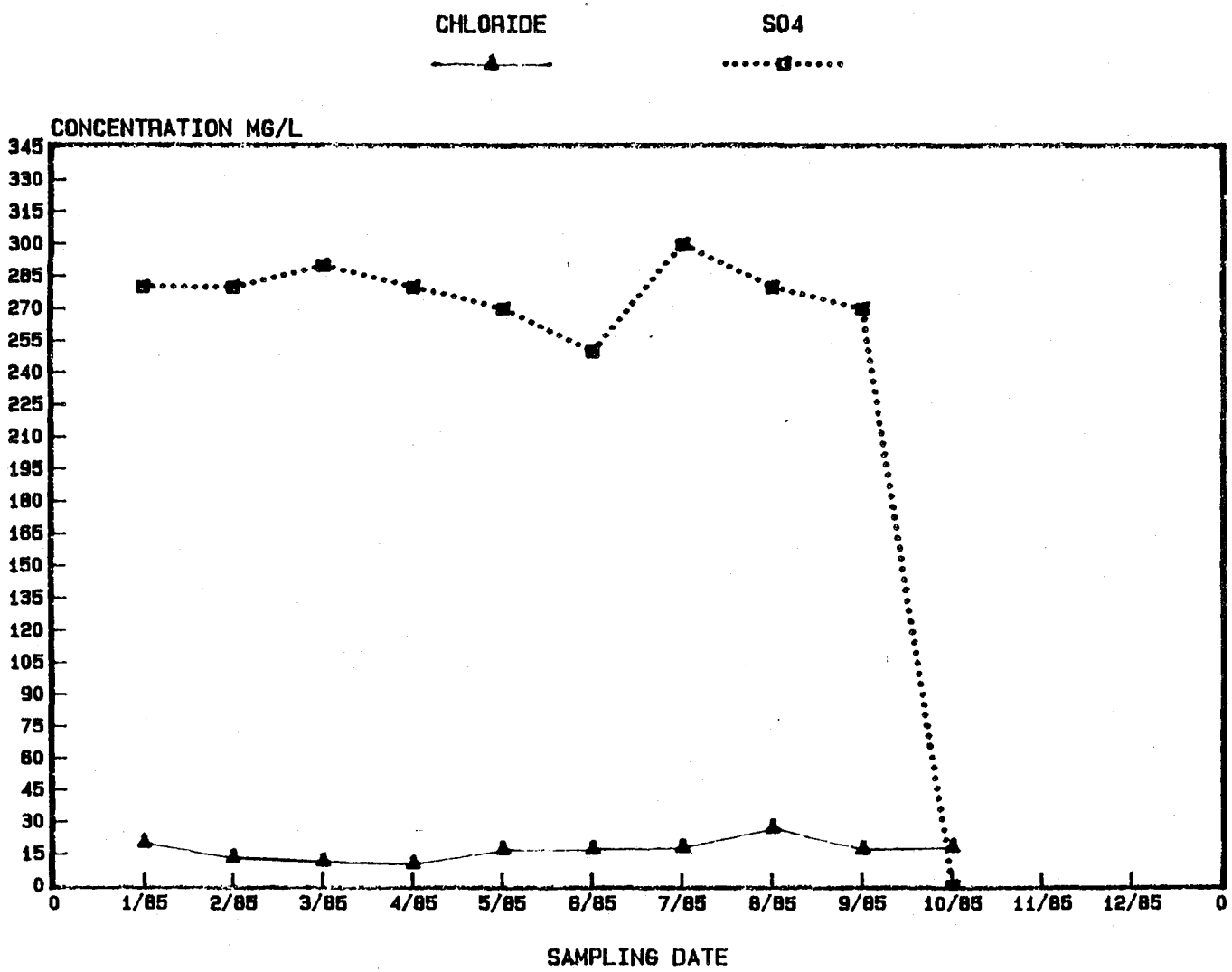

MW3 1985 CALCIUM VS TIME

(DISSOLVED METALS, TOTAL METALS)

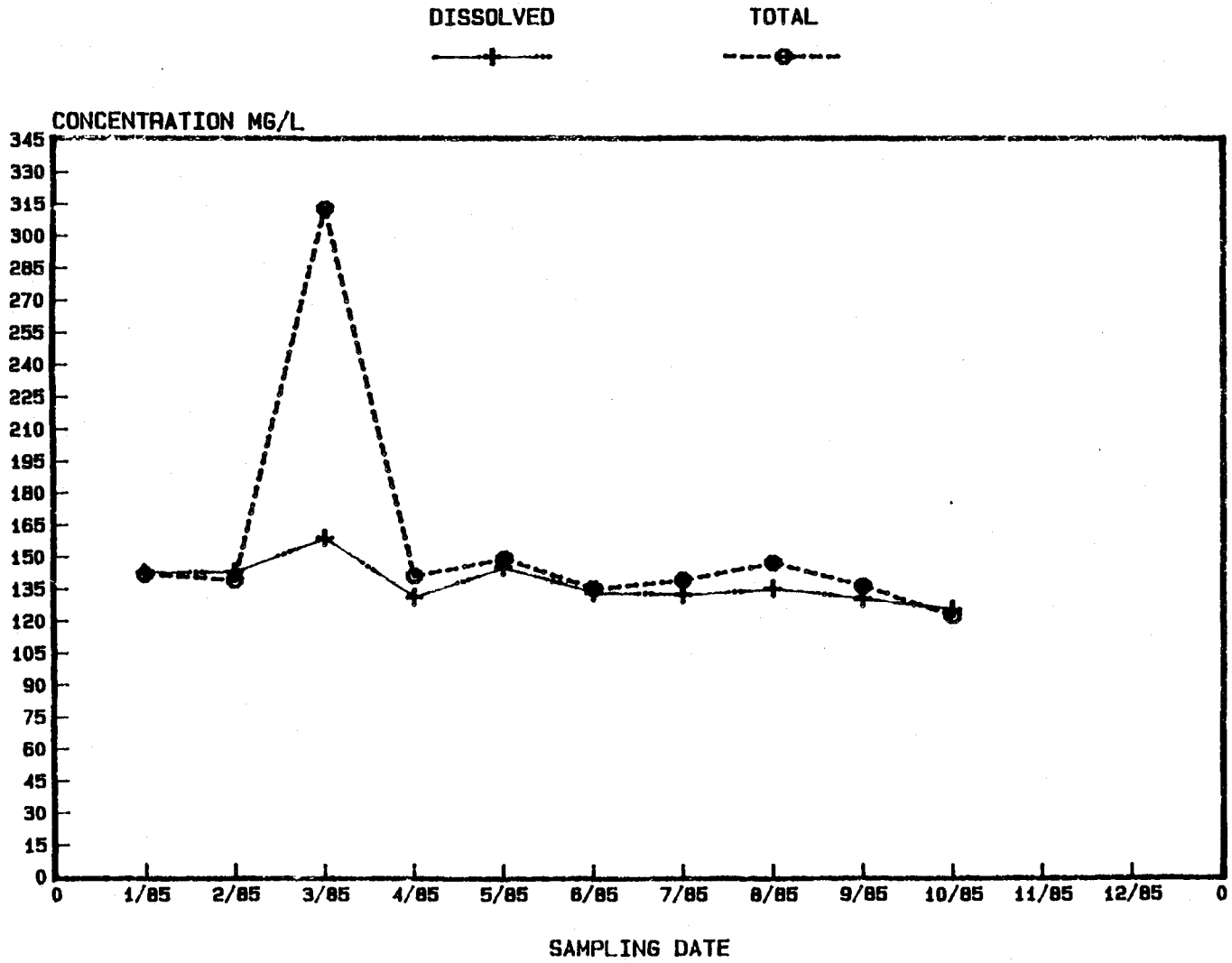

MW3 1984 CALCIUM VS TIME

(DISSOLVED METALS, TOTAL METALS)

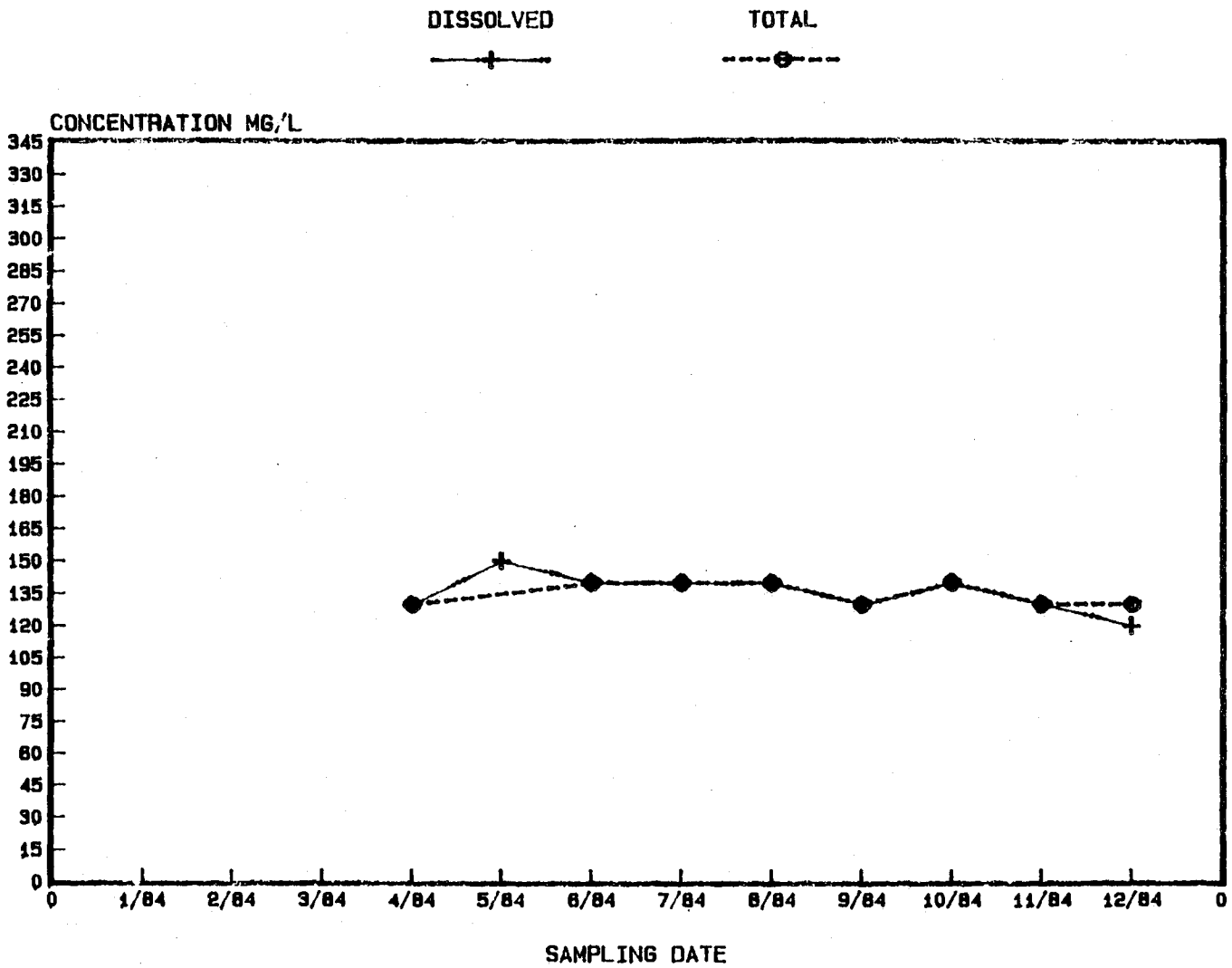

MW4 1984 CALCIUM VS TIME

(DISSOLVED METALS, TOTAL METALS)

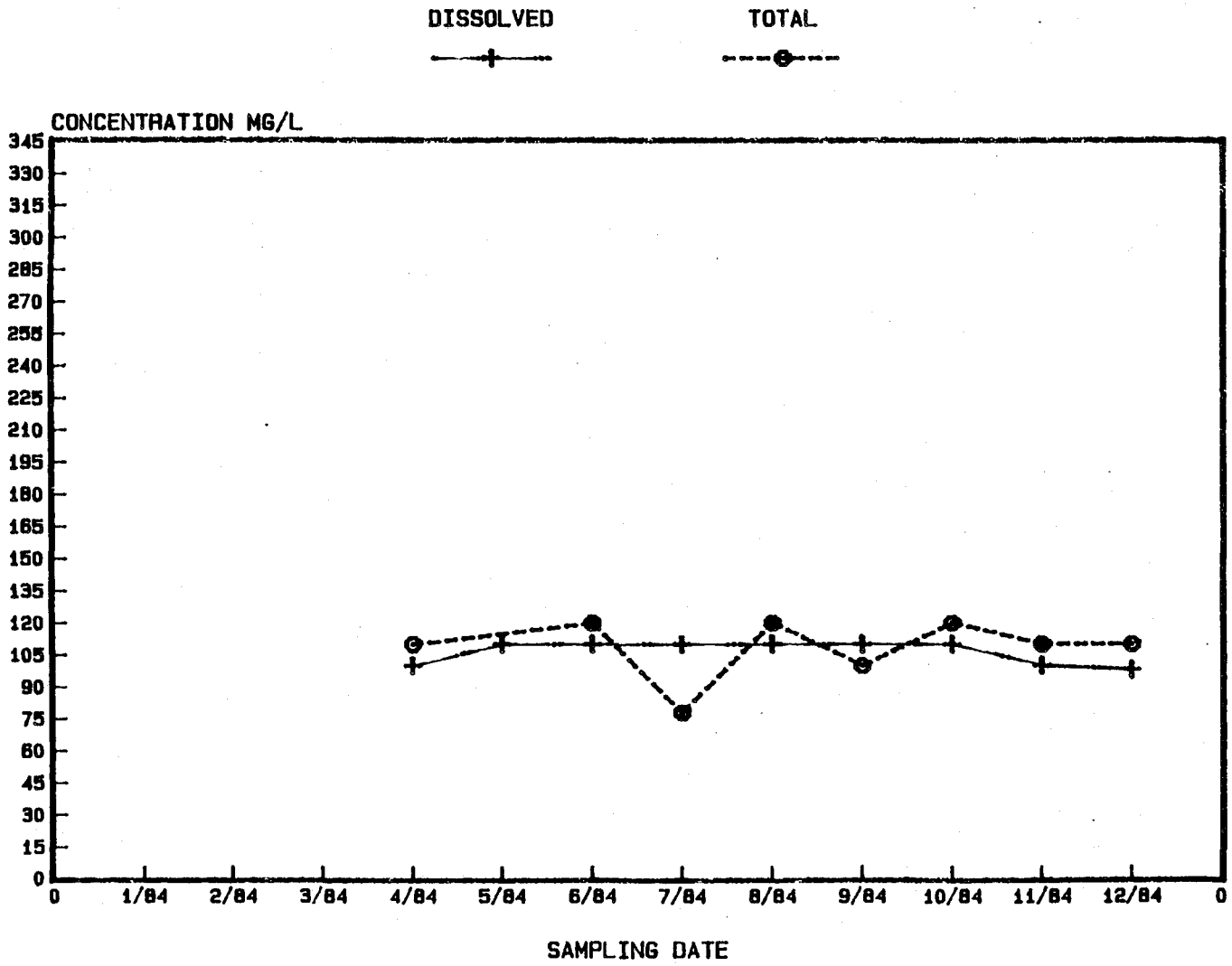

MW4 1985 CALCIUM VS TIME

(DISSOLVED METALS, TOTAL METALS)

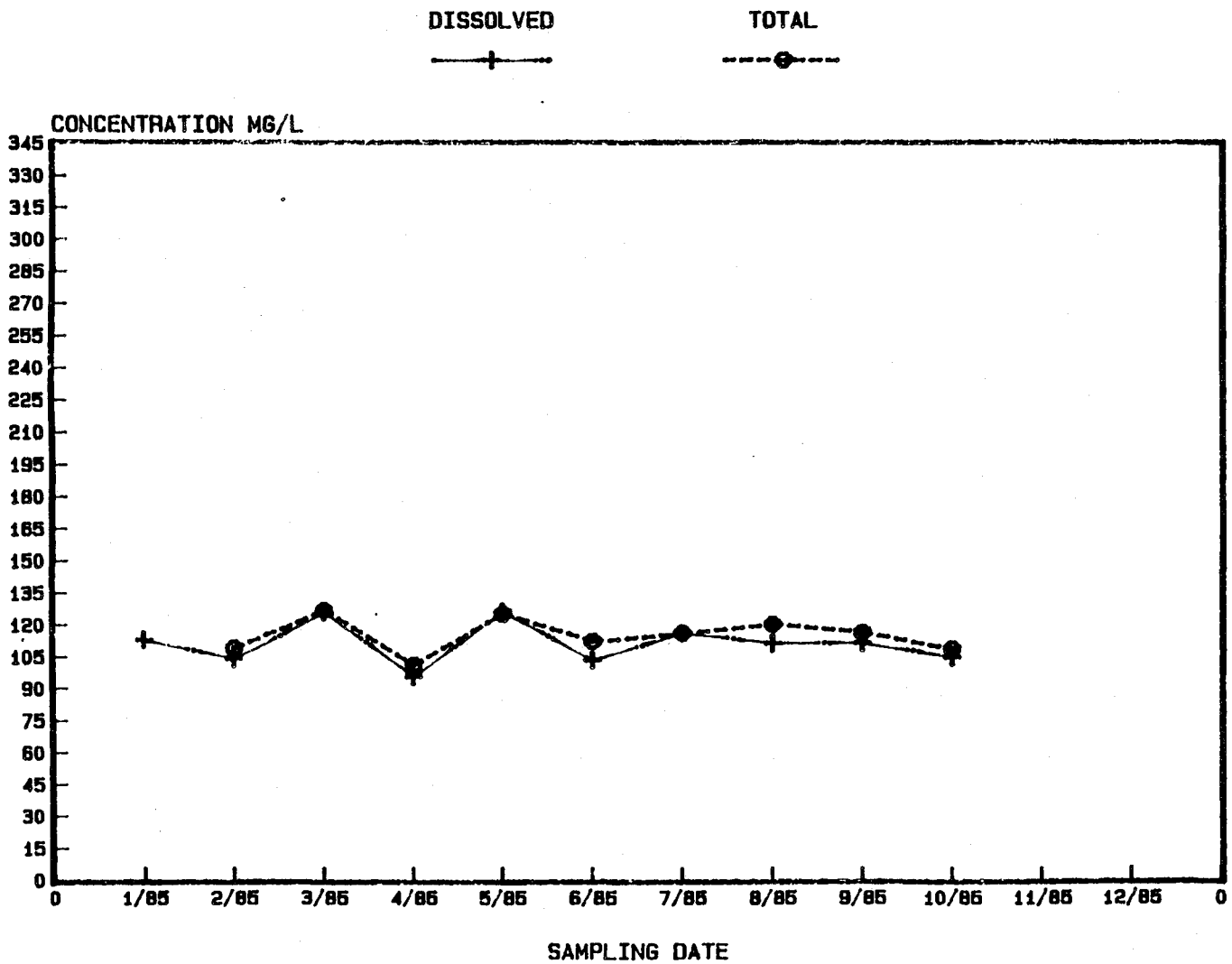

MW4 1985 KEY PARAMETERS VS TIME

(CHLORIDE, SULFATE)

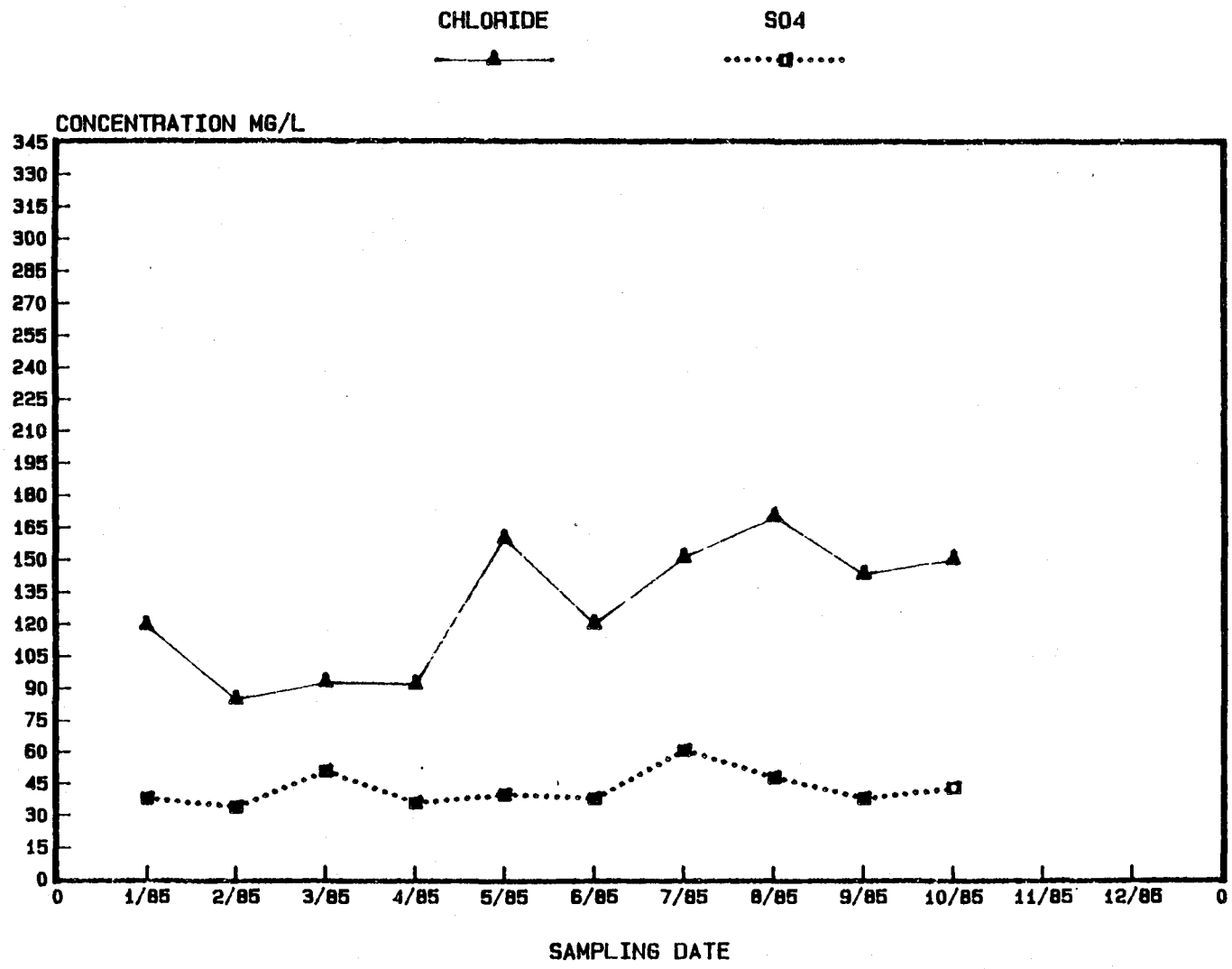

MW4 KEY PARAMETERS VS TIME

(CHLORIDE, SULFATE)

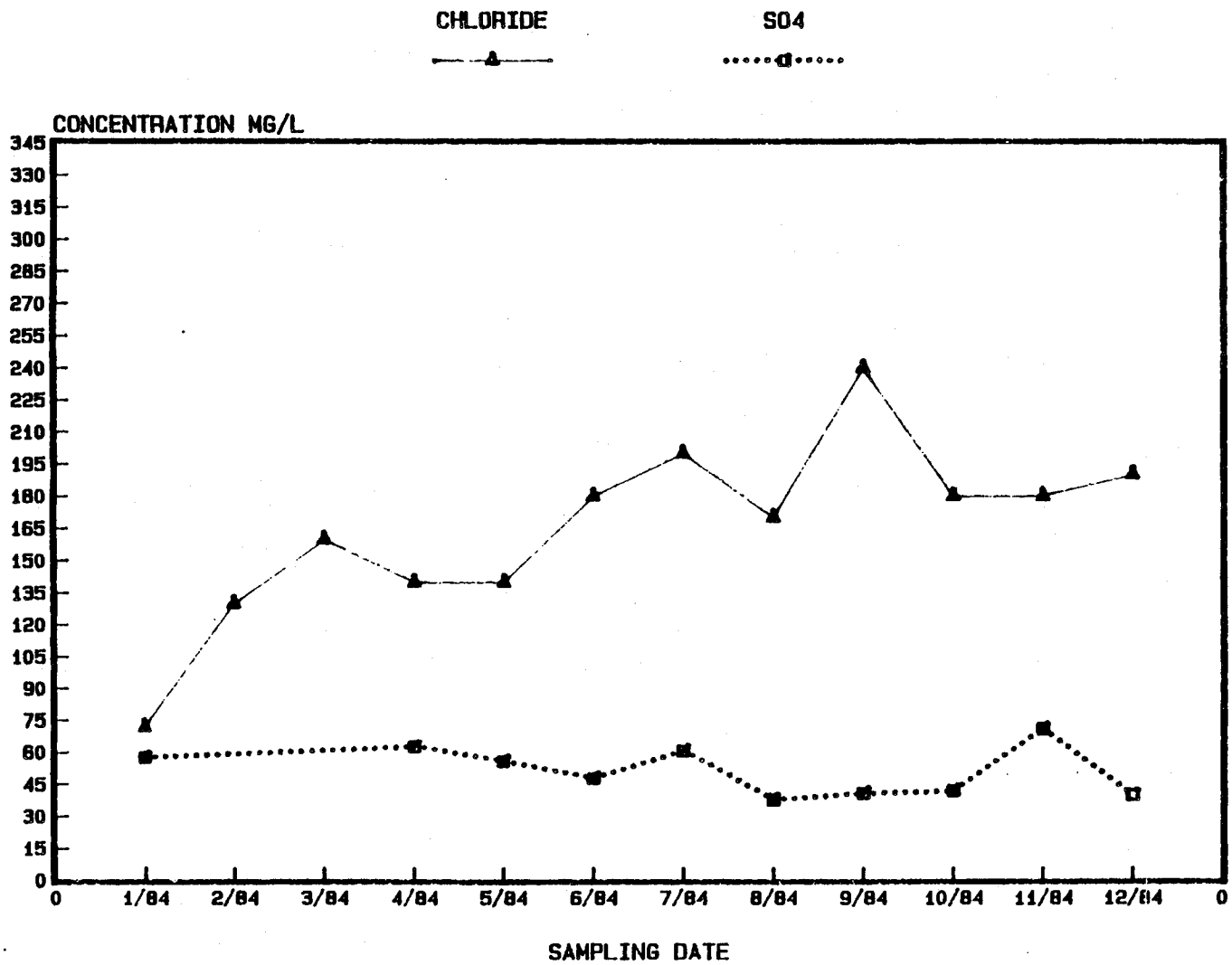

MW5 KEY PARAMETERS VS TIME

(CHLORIDE, SULFATE)

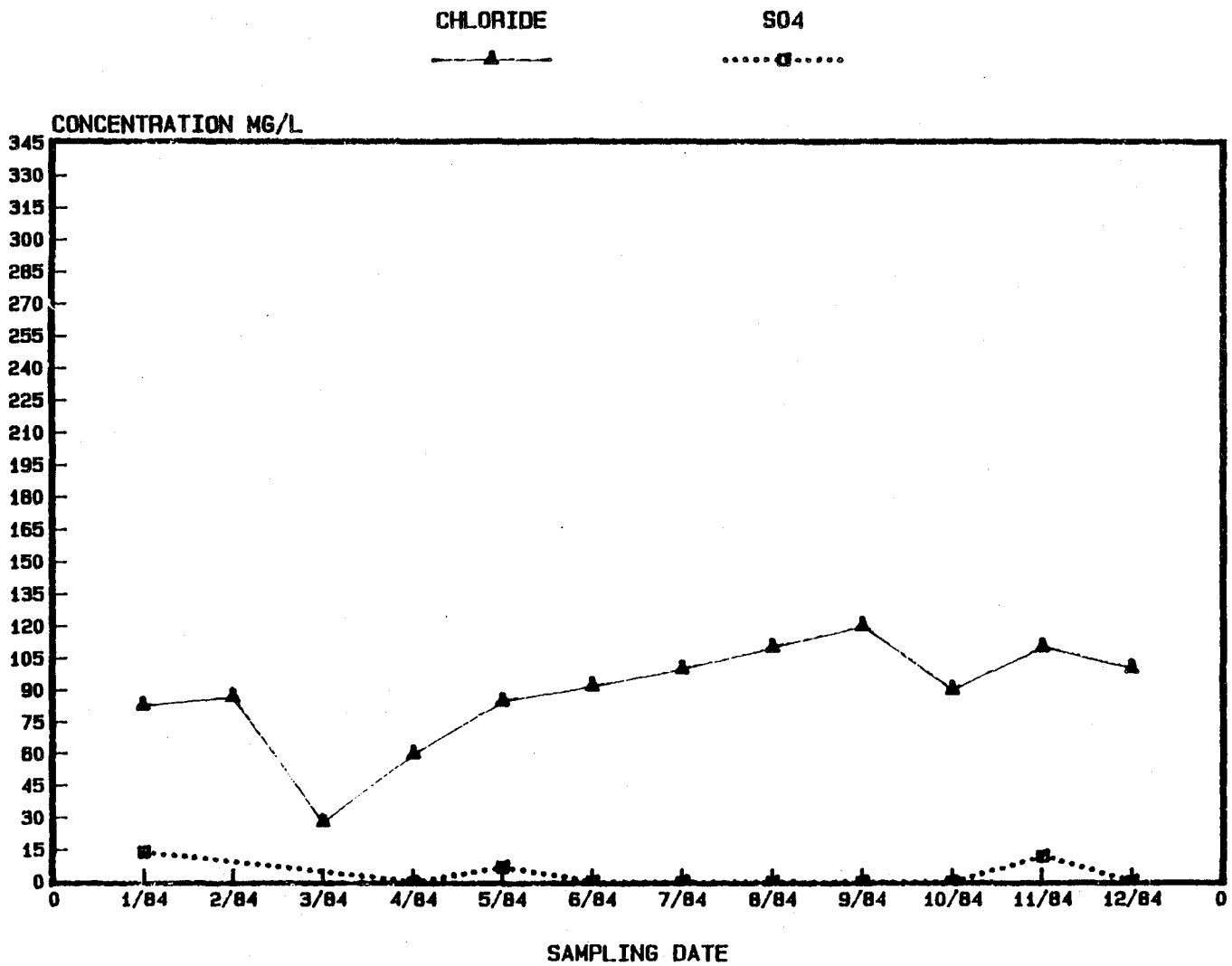

MW5 1985 KEY PARAMETERS VS TIME

(CHLORIDE, SULFATE)

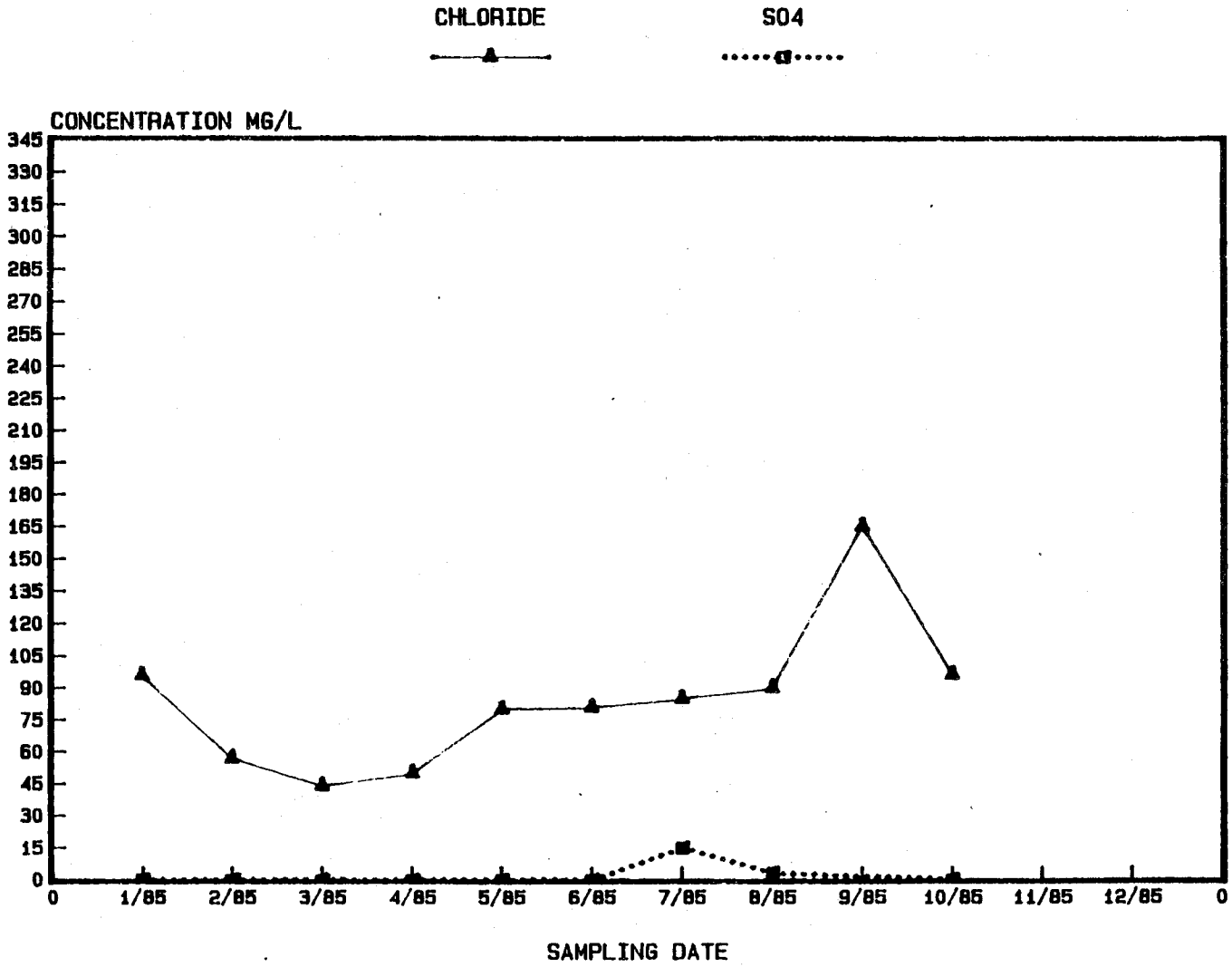

MW5 1984 CALCIUM VS TIME

(DISSOLVED METALS, TOTAL METALS)

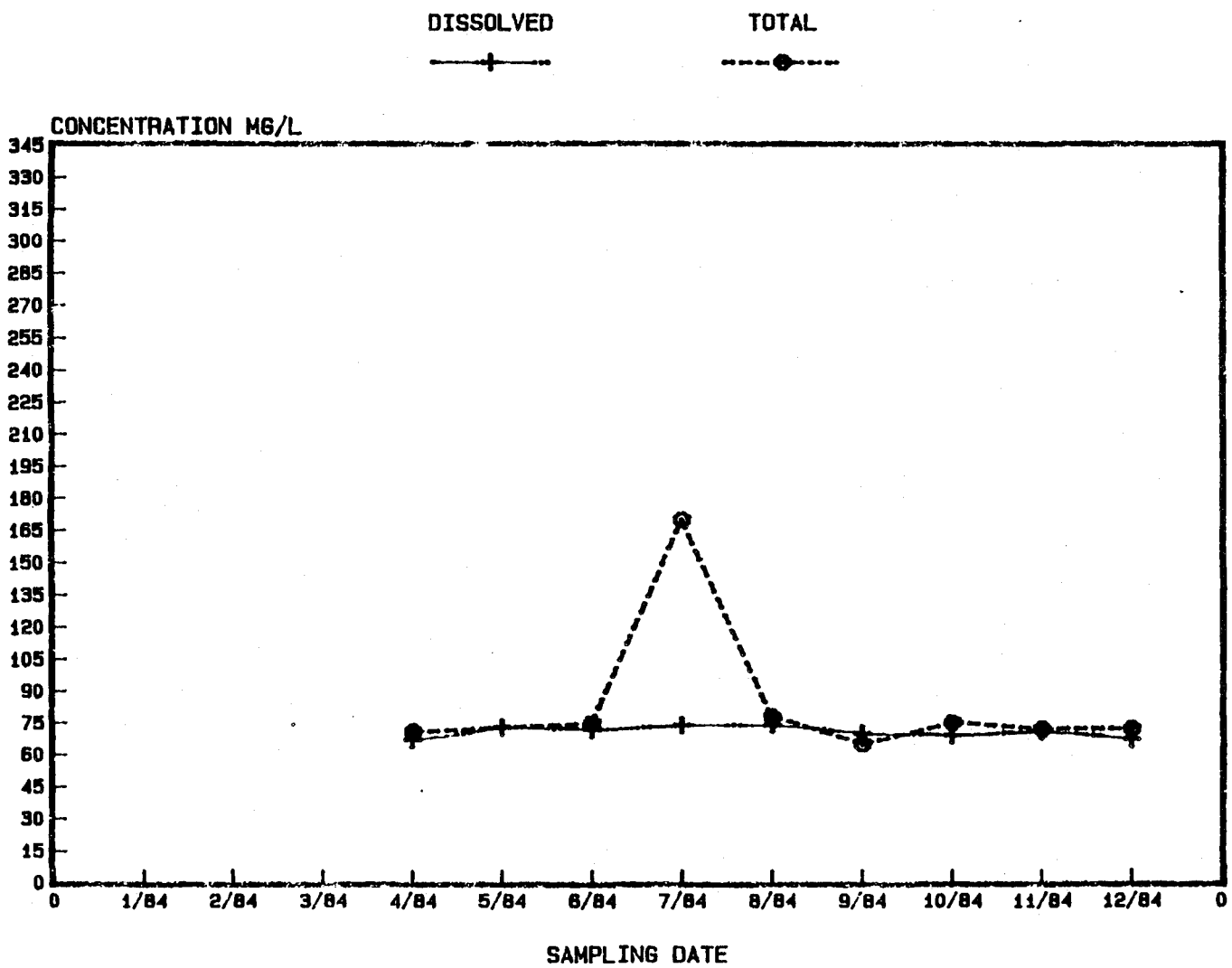

MW5 1985 CALCIUM VS TIME

(DISSOLVED METALS, TOTAL METALS)

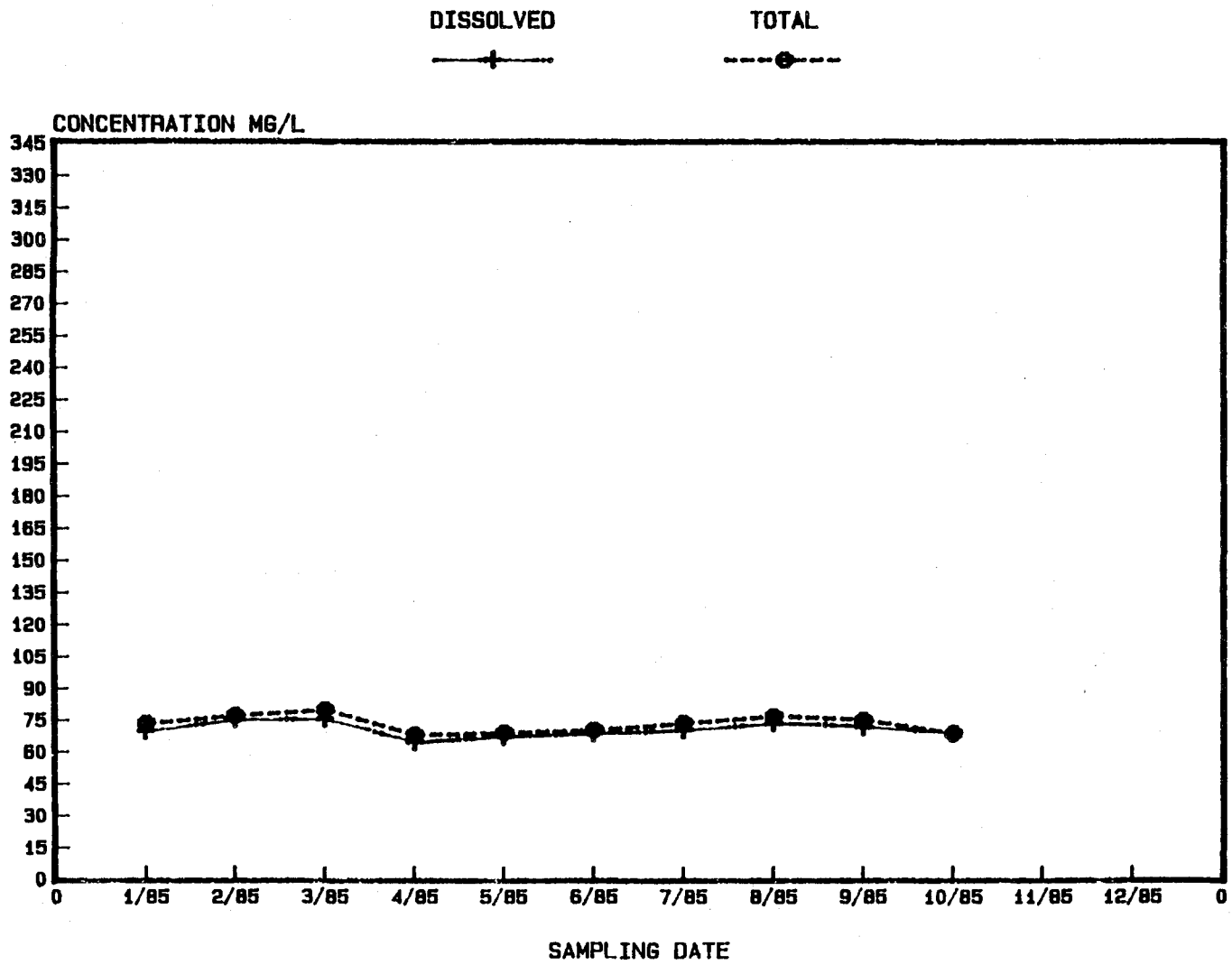

MW6 KEY PARAMETERS VS TIME

(CHLORIDE, SULFATE)

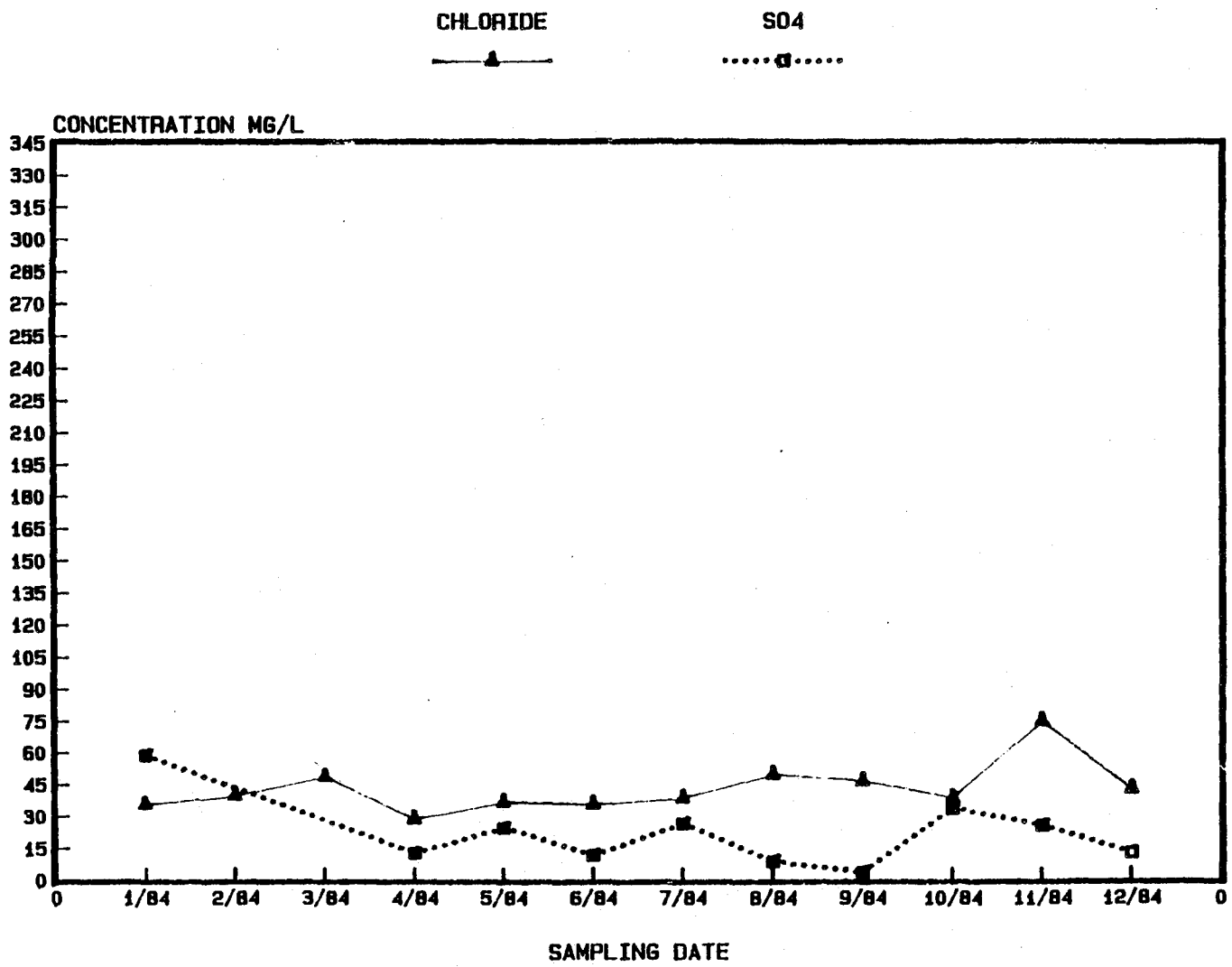

MW6 1985 KEY PARAMETERS VS TIME

(CHLORIDE, SULFATE)

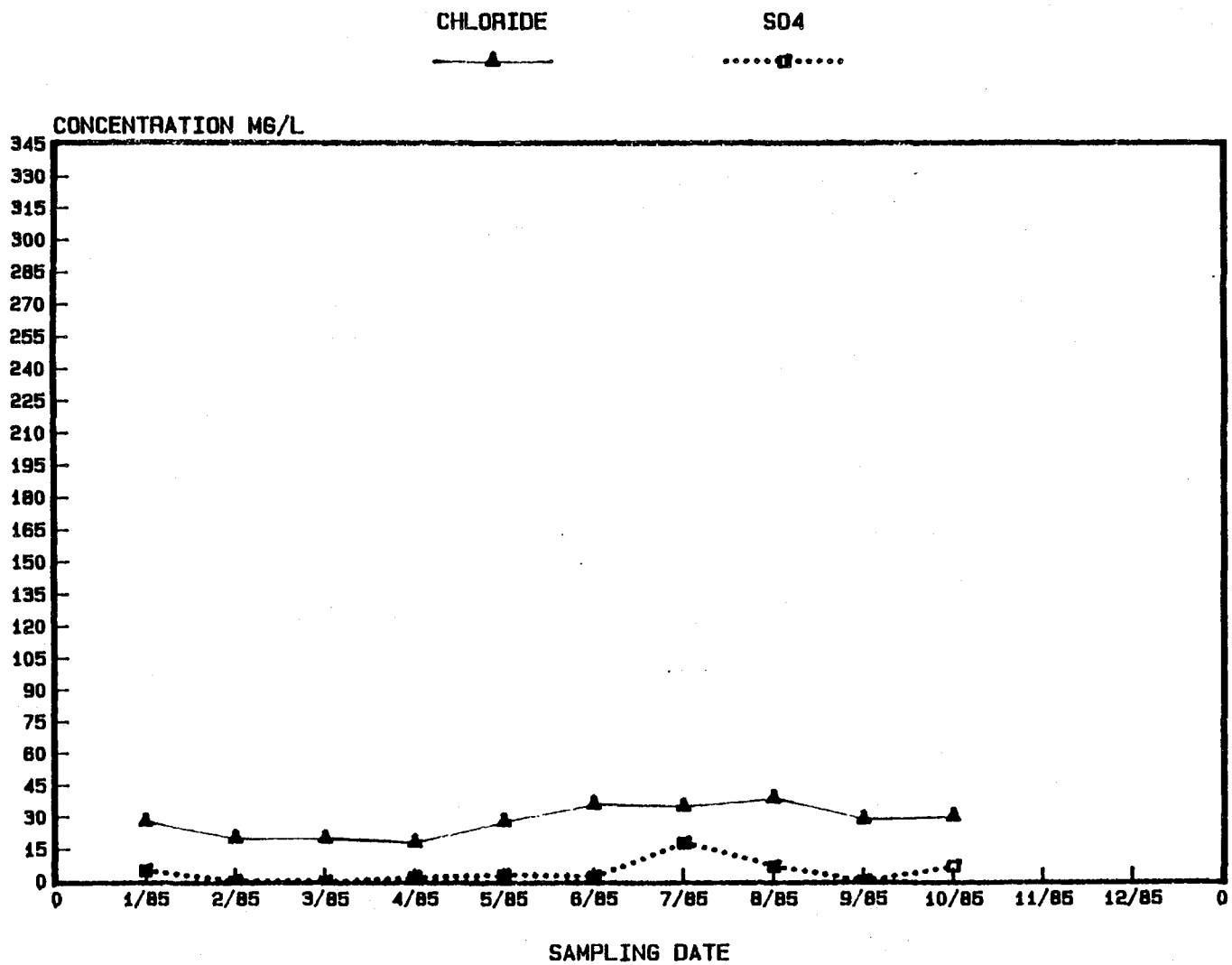

MW6 1984 CALCIUM VS TIME

(DISSOLVED METALS, TOTAL METALS)

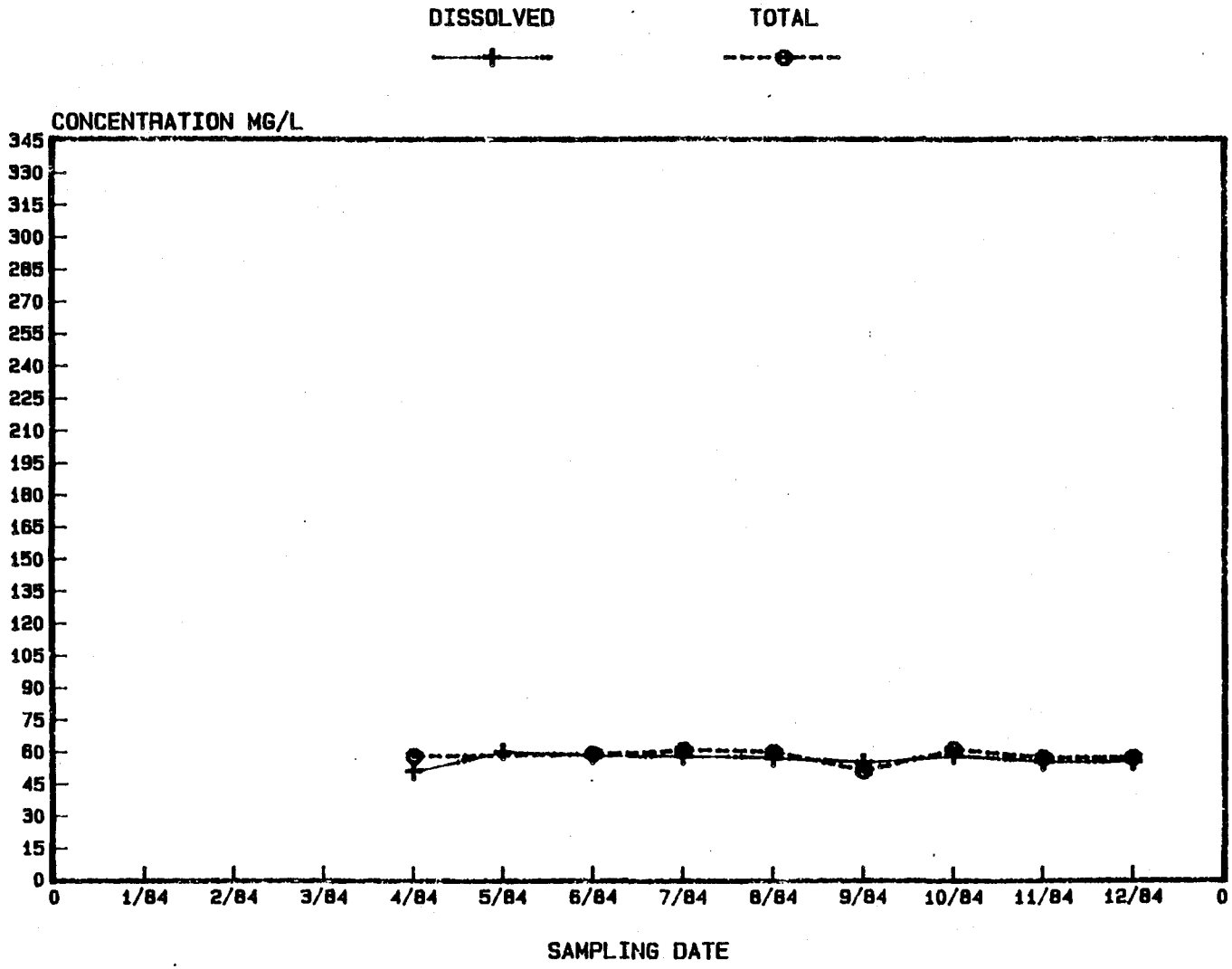

MW6 1985 CALCIUM VS TIME

(DISSOLVED METALS, TOTAL METALS)

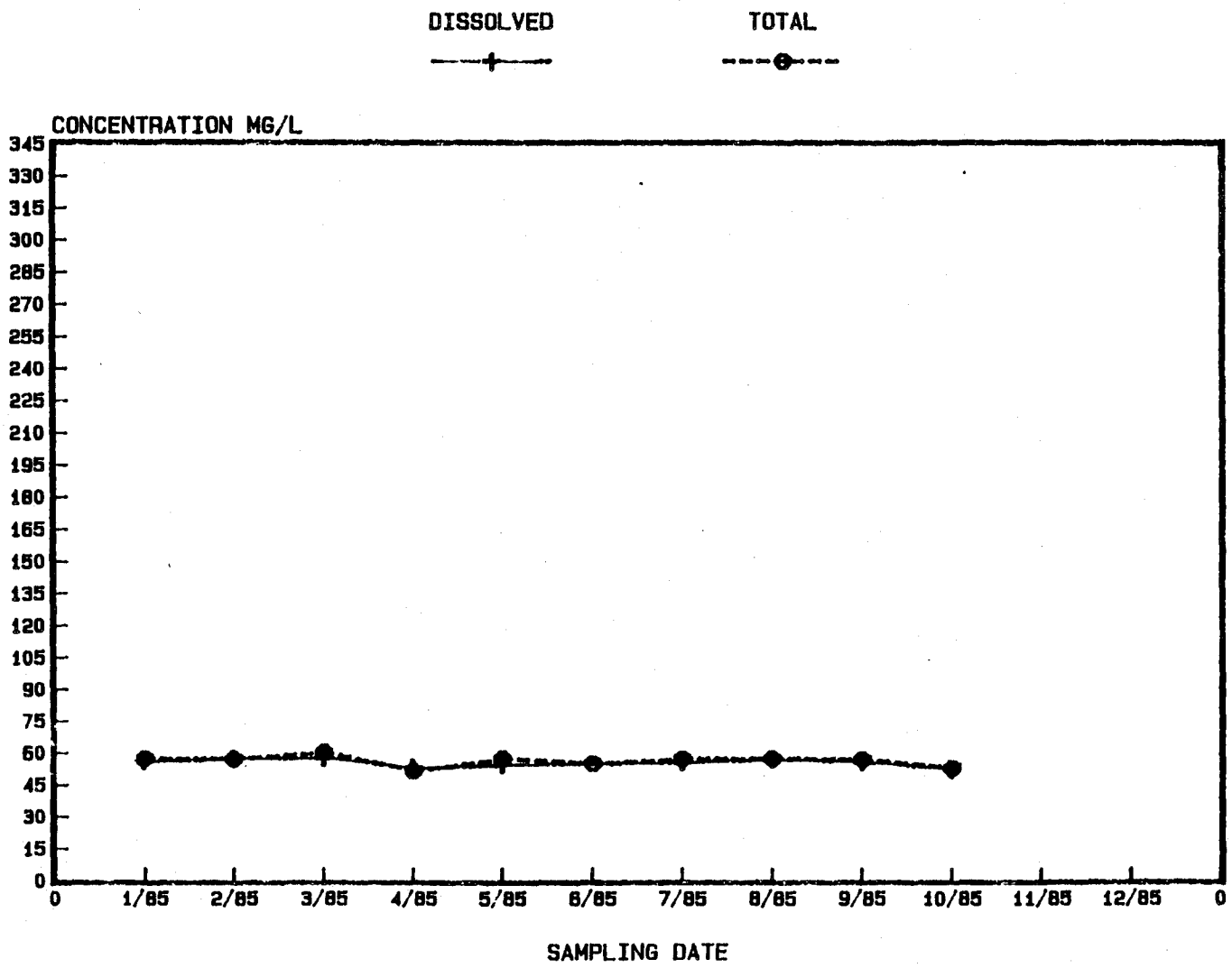

MW15 KEY PARAMETERS VS TIME

(CHLORIDE, SULFATE)

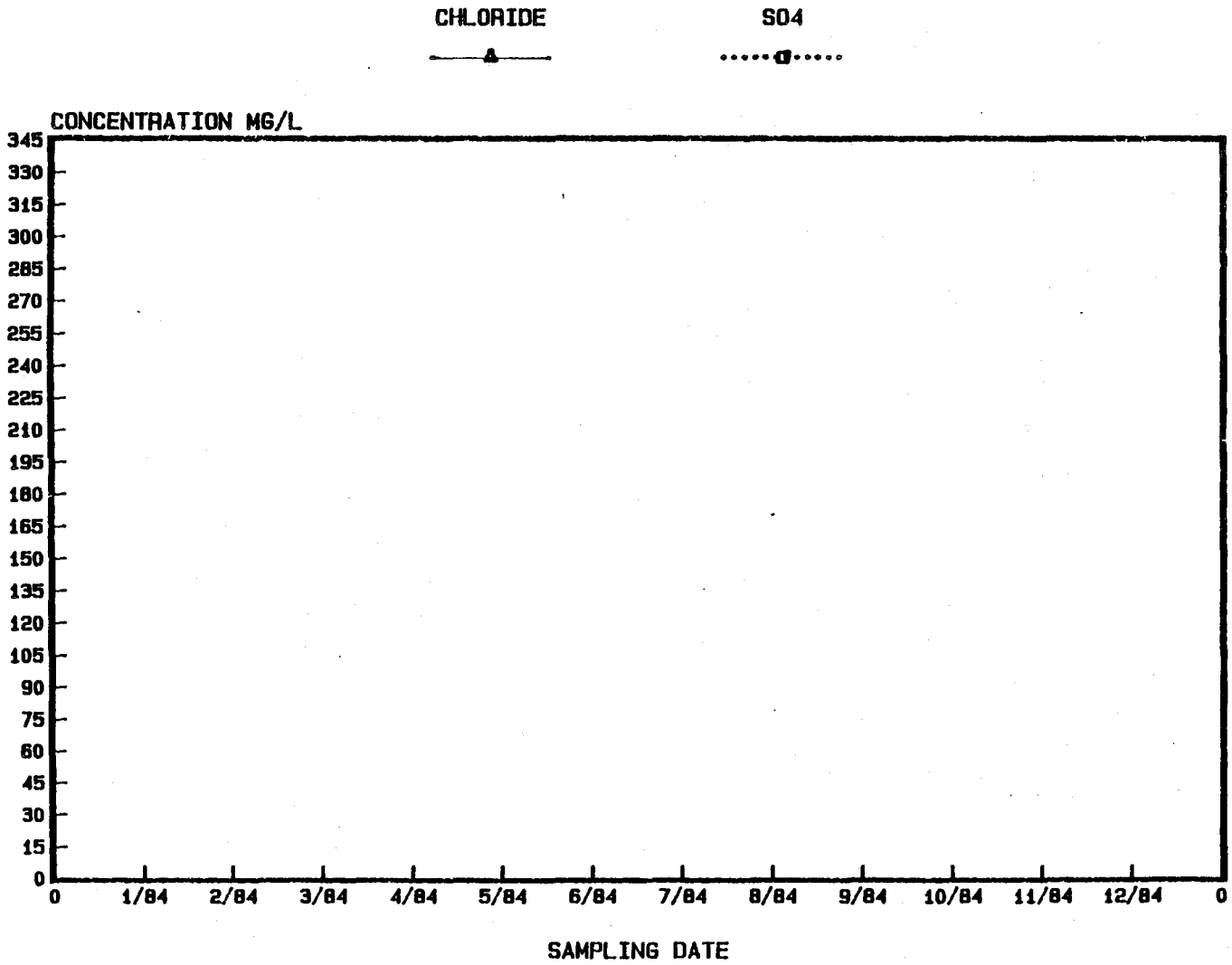

MW15 1985 KEY PARAMETERS VS TIME

(CHLORIDE, SULFATE)

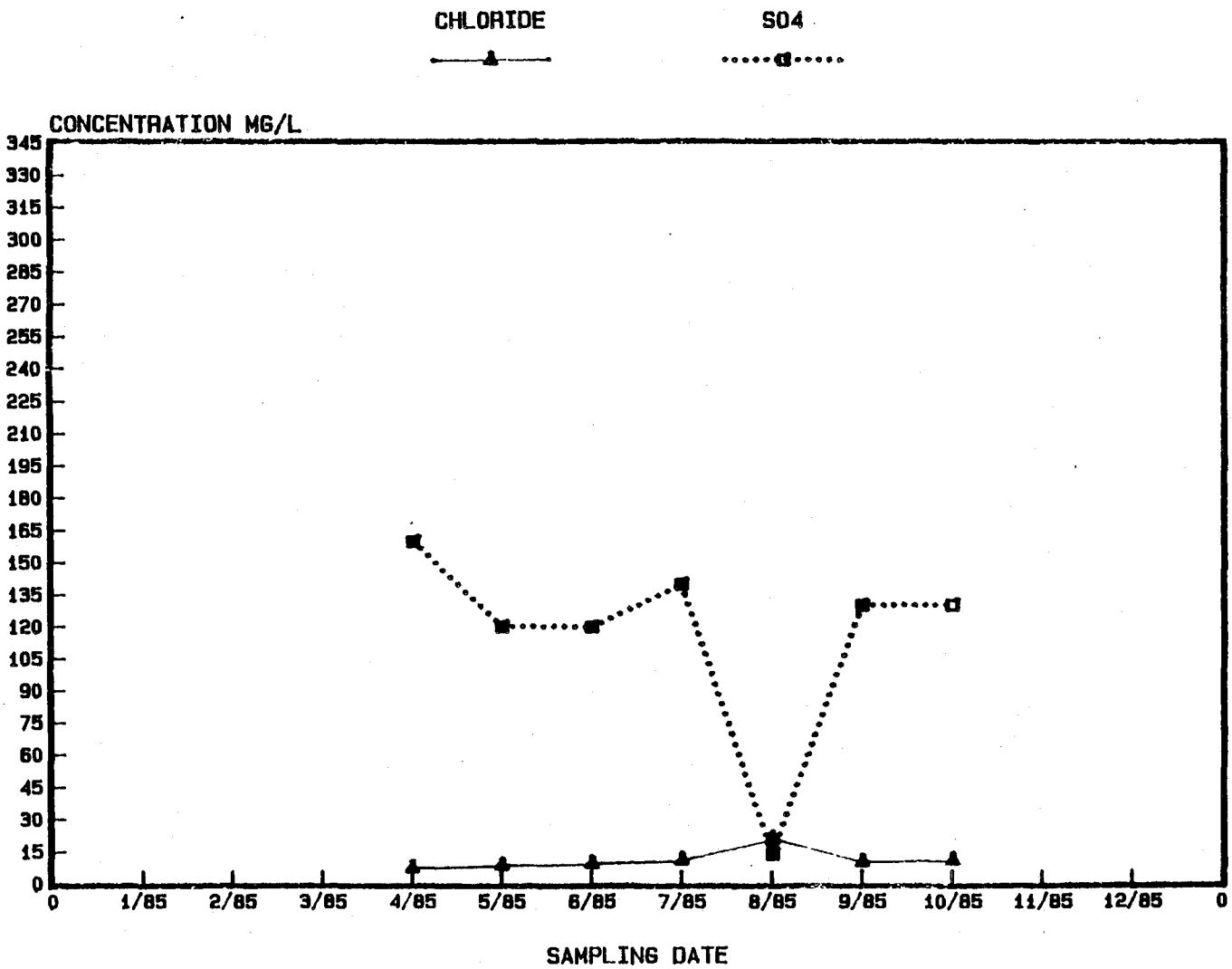

MW15 1984 CALCIUM VS TIME

(DISSOLVED METALS, TOTAL METALS)

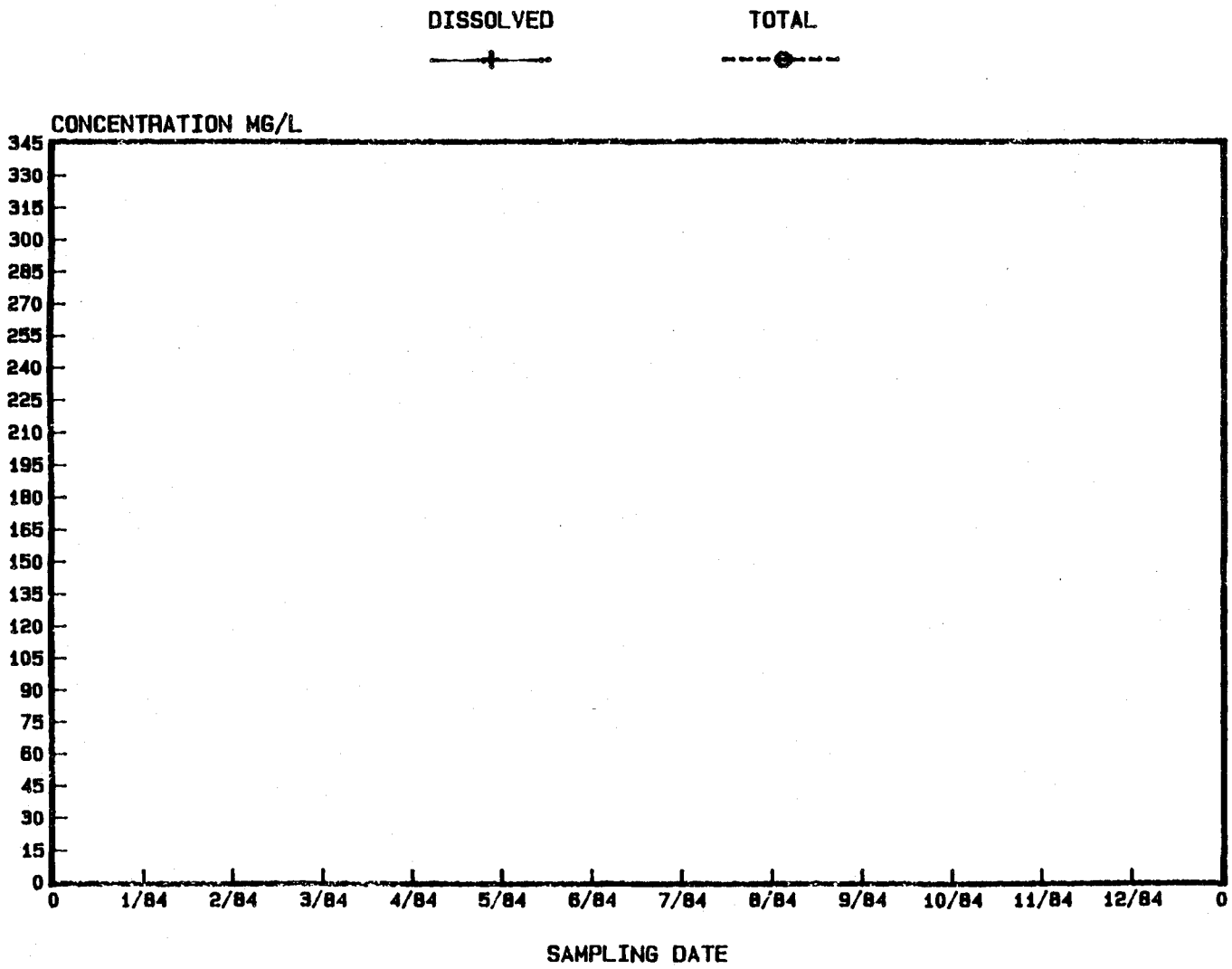

MW15 1985 CALCIUM VS TIME
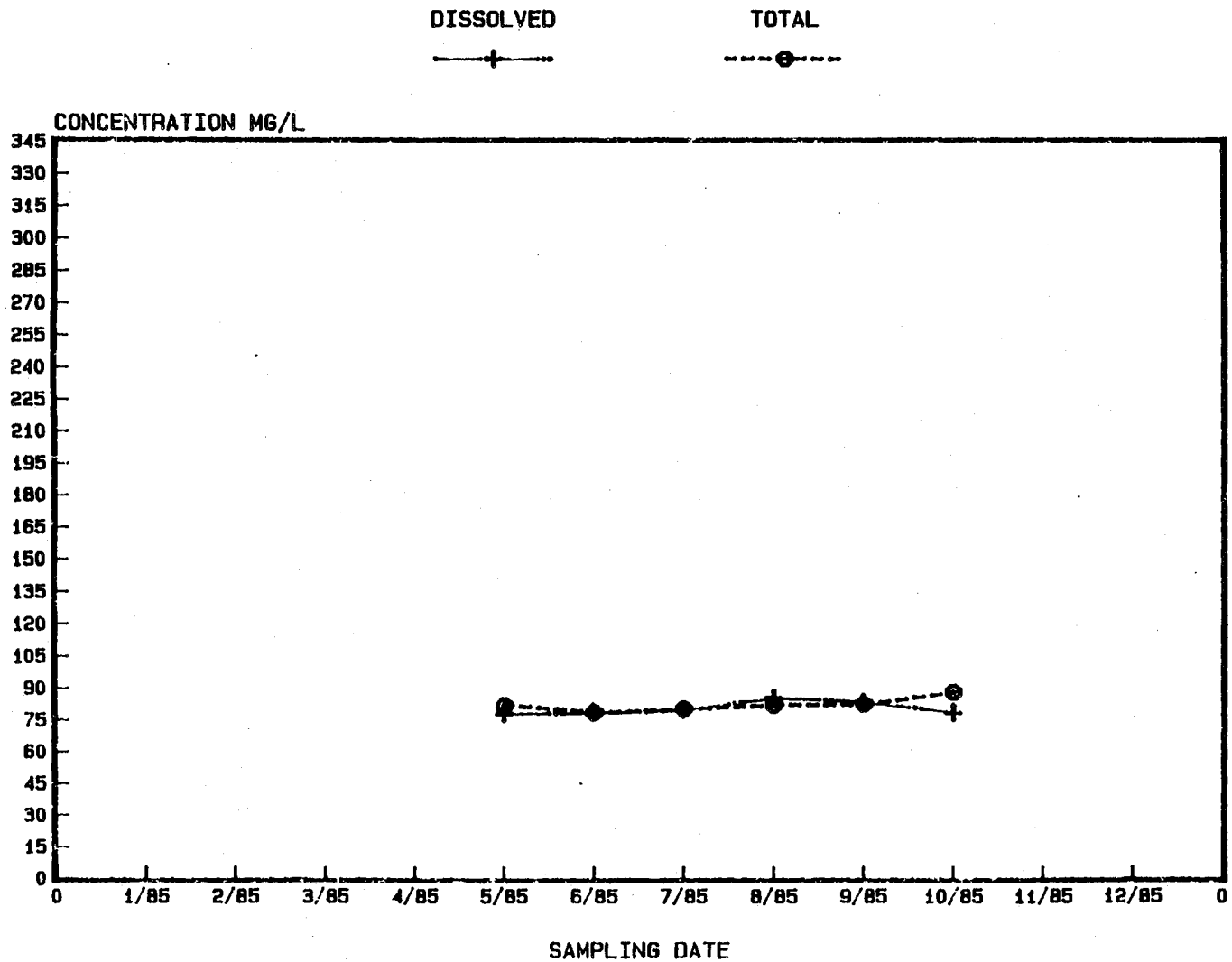
(DISSOLVED METALS, TOTAL METALS)