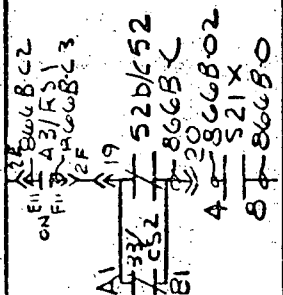
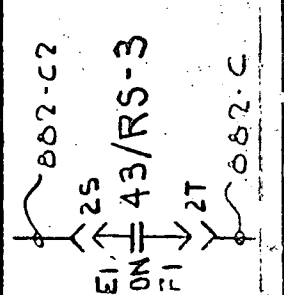
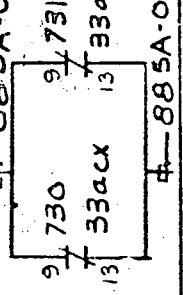
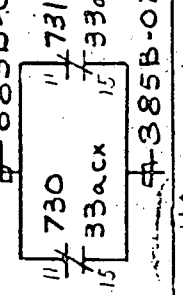
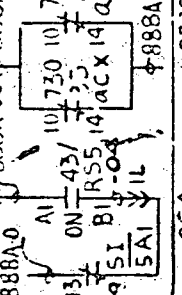
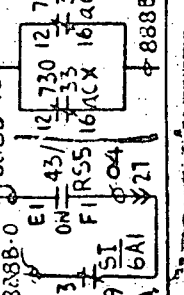
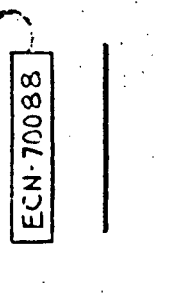


8111070461

8111070461

VALVE NO (MCC LOC.)	FUNCTION	FIG/ SH.	SW/ SH	OPER MODE	** INTERLOCKS OR AUTO CONTACT	REF. DWG. & REMARKS
866B 36B-4FH	SPRAY PUMP DISCHARGE STOP VALVE	12/136	C/10	%FAI		SW-SBIF PNL. IND. LTS. SBIF PNL. MON. LT. SBIF. 933bc R' LT. SHT. 147 113E303 SHG
882 36B-4FD	RESIDUAL PUMP SUCTION STOP VALVE	17/141	C/10	%FAI		SW, SBIF PNL IND. LTS. SBIF PNL MON. LT. SBIF PNL 933bc R' LT. SHT. 144 933cc ANN. SH. 160
885A 36A-3RH	CONT. SUMP STOP VALVE (PERMISSIVE TO OPEN)	4/128	C/10	%FAI		SW-SBIF PNL IND. LTS. SBIF PNL MON. LT. SBIF 933ac ANN. 113E302 SH2 SH160 SEE NOTE 1
885B 36B-3RH	CONT. SUMP STOP VALVE (PERMISSIVE TO OPEN)	4/128	C/10	%FAI		SW-SBIF PNL IND. LTS. SBIF PNL MON. LT. SBIF 933ac ANN. 113E302 SH2 SH160 SEE NOTE 1
888A 36A-4RH	HIGH HEAD RECIRC. STOP VALVE (PERMISSIVE TO OPEN)	3/127	C/10	%FAI		SW-SBIF PNL. IND. LTS. SBIF PNL. MON. LT. SBIF 933ac ANN. SH. 160 R' LT. SHT. 147 933cc ANN. SH. 160 113E302 SH2 SH2
888B 36B-4RH	HIGH HEAD RECIRC. STOP VALVE (PERMISSIVE TO OPEN)	3/127	C/10	%FAI		SW-SBIF PNL IND. LTS. SBIF PNL MON. LT. SBIF 933ac ANN. SH. 160 R' LT. SHT. 147 933cc ANN. SH. 160 113E302 SH2 SH2
889A 36A-4RM	SPRAY RECIRC. STOP VALVE	3/126	C/10	%FAI		SW-SBIF PNL IND. LTS. SBIF PNL MON. LT. SBIF 933ac ANN. SH. 160 R' LT. SHT. 147 933cc ANN. SH. 160 113E302 SH2 SH2

OPER. MODE
 O = NORMALLY OPERATED OPEN
 C = NORMALLY OPERATED CLOSED
 X = NORMALLY OPERATED OPEN & CLOSED
 FC = FAILED CLOSED
 FO = FAILED OPEN
 FAI = FAILED AS IS

NOTE:
 1. SWITCH LEGEND PLATE TO BE ENGRAVED "CLOSE-OPEN"
 2. * REFERS TO CABLE SCHEM. 9321-LL-31265 SH.

12	11	10	9	8	7	6	5	4	3	2	SUB
ECN-30407 PHEARN 7-30-74 W.C.D. 8-26-74 W.C.D. 8-28-74	ECN-9750 W.C.D. 5-3-73 W.C.D. 5-3-73	ECN-9678 W.C.D. 3-7-73 W.C.D. 3-14-73	ECN-8051 W.C.D. 9-15-71 W.C.D. 9-22-71	ECN-7161 W.C.D. 3-9-71 W.C.D. 3-31-71	ECN-6887 W.MEARS 12/21/70 W.MEARS 1/4/71 W.C.D. 1/5/71	ECN-6511 SHERWOOD 12-8-70 SHERWOOD 12-8-70	ECN-6511 SHERWOOD 12-8-70 SHERWOOD 12-8-70	ECN-5522 R.W.KEMERER 12/10/69 R.W.KEMERER 12/11/69 R.W.KEMERER 12/15/69	ECN-5522 R.W.KEMERER 12/10/69 R.W.KEMERER 12/11/69 R.W.KEMERER 12/15/69	ECN-5522 R.W.KEMERER 12/10/69 R.W.KEMERER 12/11/69 R.W.KEMERER 12/15/69	S.O. INT-365

Westinghouse Electric Corporation

TITLE: CONSOLIDATED EDISON CO.
 INDIAN POINT STATION UNIT NO. 3

ELEM. WIRING DIA. VALVE TABLE - MOV

R.W.KEMERER 5/13/69 7/12/69 11/1/69

500B971

SHEET 113

ATOMIC POWER DIV. PITTSBURGH, PA. U.S.A.