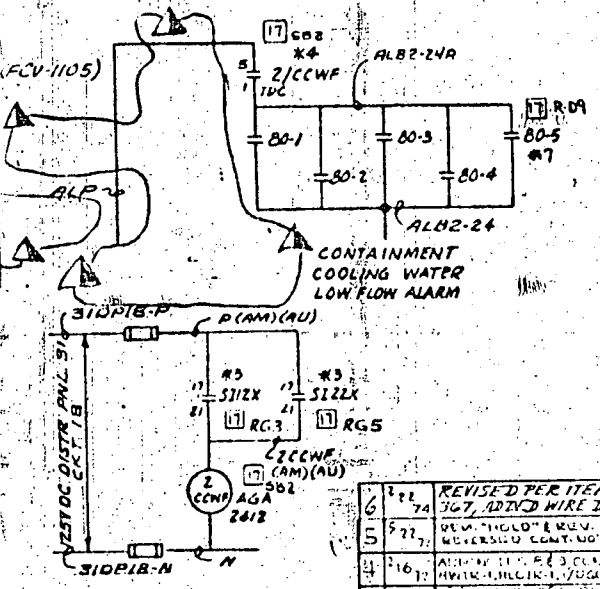
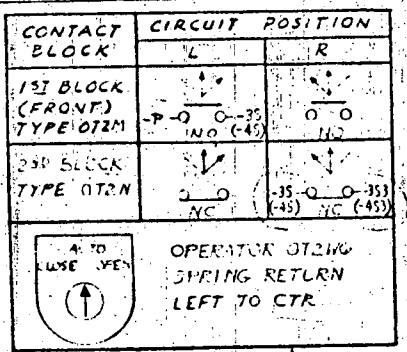


DEVICE	INSTRUMENTATION NUMBER	FUNCTION
20-6	SOV-1171	ENERGISE TO CLOSE VALVE
20-6	SOV-127A	" " " "
80-1	FC-11215	CONTACT CLOSURE ON LOW WATER FLOW THROUGH RECIRCULATING FAN 21-25
80-2	FC-11225	" " " "
80-3	FC-11235	" " " "
80-4	FC-11245	HEAT EXCHANGER
80-5	FC-11255	" " " "
20-8	SOV-127A	



- NOTES**
- \* 1 WIRE DESIGNATIONS ARE TO BE PREFIXED WITH 920P15-
  - \* 2 NUMBERS IN SQUARES REFER TO EQUIPMENT LOCATION FOR LEGEND SEE SHEET 1.
  - \* 3 FOR DEVICE S122X SEE W DWG. 113E303 SH. 4
  - \* 4 DEVICE 21CCWF TIME DELAY ON ENERGIZATION 2.5-50SEC.
  - \* 5
  - \* 6 LETTER (A) (T) (C) REFERS TO CABLE SCHEMATIC 9321-LL-3133 SH. 15B
  - \* 7 REF. F.P. 9321-05-3307, SH. 169
  - \* 8 FOR DEVICE HWTR-1, HLOTR-1, & ESR21 SEE U.E. & C. F.P. 9321-05-3446.
  - \* 9 FOR DEVELOPMENT OF DEV. 1/DGCW3 & 1/DGCW4 SEE 9321-LL-3133, SH. 1, DEV. 1, ARGMT. # 4

NO.	DATE	DESCRIPTION	ENGR	SUP ENGR
6	7/24	REVISED PER ITEM 1.1.8 OF EUP-367, ADDED WIRE DESIG. TO SW DEVL.		
5	5/27	REV. HOLD & REV. SCHEMATIC, REVERSED CONTACT NO'S ON DEV. 21CCWF		
4	1/16	ADDED 11, 12, 13 CONTACTS PER DEV. HWTR-1, HLOTR-1, 1/DGCW4, ESR21, SOV-127A		
3	9/7	ADDED 11, 12, 13 CONTACTS PER DEV. HWTR-1, HLOTR-1, 1/DGCW4, ESR21, SOV-127A		
2	11/7	ADDED 11, 12, 13 CONTACTS PER DEV. HWTR-1, HLOTR-1, 1/DGCW4, ESR21, SOV-127A		
1	2/11	REVISED PER ITEM 1.1.8 OF EUP-367, ADDED WIRE DESIG. TO SW DEVL.		
1		FIRST ISSUE FOR CONSTRUCTION		

ENGINEER: *Kellie P. Johnson*  
 STATE REG. NO. 24488 NO. 24488  
 UNITED ENGINEERS & CONSTRUCTORS INC.

SERVICE WATER CONTROL VALVES

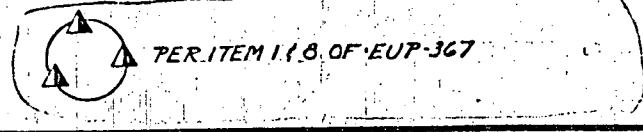
WESTINGHOUSE ELECTRIC CORPORATION  
 FOR  
 CONSOLIDATED EDISON COMPANY  
 INDIAN POINT GENERATING STATION - UNIT NO. 3

SCHEMATIC DIAGRAM  
 MISC. SOLENOID VALVES

SHEET NO. 15A

U.E. & C. DWG. NO. 9321-LL-31313 CON. ED. CO. DWG. NO. D202367

0246



811030089

