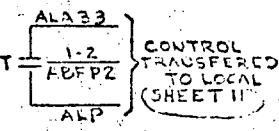
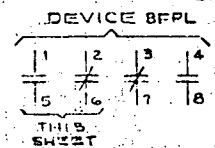
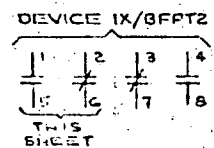
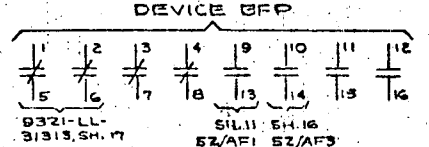
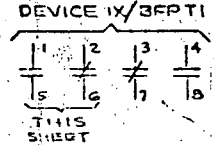
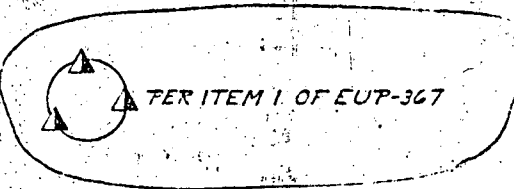


DEVICE	FUNCTION
20-1	OPEN TO OPEN P.C.V. & START AUX. B.F.P. 32
20-2	EN TO CLOSE P.C.V. (OVERRIDES 20-1 BY SHUTTING OFF POSITIONER OUTPUT)
33-1	P.C.V. LIMIT SWITCH
33-3	TRIP VLV. LIMIT SW. (ALSO OPERATES ON OVERSPEED TRIP)

NOTES

- * 2- NUMBERS IN SQUARES REFER TO EQUIPMENT LOCATIONS FOR LEGENDS SEE SH. 1
- * 3- FOR DEVICE 1-1/ABFP2 AND 1-2/ABFP2 SEE SH. 6
- * 4- FOR DEVICE 1/BFPT1 AND 1/BFPT2 SEE 9321-LL-31403, SH. 7 AND 12.
- * 5- FOR DEVICE 63X1/BFPI SEE 9321-LL-31403, SH. 7
- * 6- FOR DEVICE 63X1/BFP2 SEE 9321-LL-31403, SH. 12
- * 7- FOR DEVICE 3-2/3A SEE SH. 4
- * 8- FOR DEVICE 3-2/3A' SEE 9321-LL-31173, SH. 6
- * 9- FOR STEAM-GEN. LO-LO LEVEL SIGNAL (ONE OUT OF FOUR) SEE W. DWG. 113E301, SH. 5 (U.E. & C. F.P. 9321-C5-3552)
- * 10- LETTER (A) ETC. REFERS TO CABLE SCHEMATIC, SH. 5A
- * 11- FOR STEAM-GEN. LO-LO LEVEL SIGNAL (TWO OUT OF FOUR) SEE W. DWG. 113E302, SH. 1 (U.E. & C. F.P. 9321-C5-3717)



NO.	DATE	DESCRIPTION	ENGR	SUP ENG
11	7/24	REVISED PER ITEM 1 OF EUP-367 & AS BUILT CHANGES		
10	7/27	ADDED CONTACT 1-2/ABFP2		
9	7/28	ADDED CABLE LETTERS		
8	7/27	KEY, CHANGE DESIGNATIONS (REM. 5BP CONTACTS)		
7	7/24	ADDED CABLE LETTERS & REWIRING		
6	7/27	ADDED CABLE LETTERS & REWIRING		
5	7/27	FIRST ISSUE		
4		DATE		
3		DESCRIPTION		
2		ENGR		
1		SUP ENG		

AUX. B.F.P. 31, 32, & 33 AUTO-START RELAYS

WESTINGHOUSE ELECTRIC CORPORATION
FOR
CONSOLIDATED EDISON COMPANY
INDIAN POINT GENERATING STATION - UNIT NO. 3

SCHEMATIC DIAGRAM
480V. SWITCHGEAR 32

SHEET NO. 5

U.E. & C. DWG. NO. 9321-LL-31183
CON. ED. CO. DWG. NO. D202470

6245

7

8111030078

