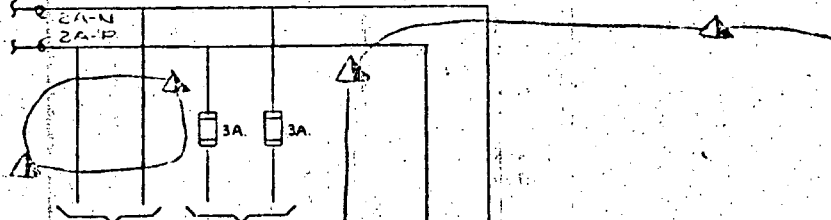


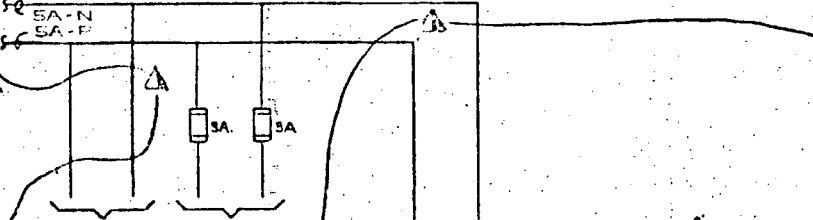
125V. D.C. CTL. BUS TO 480V. BUS 2A BREAKERS & 2A & 3A SAFEGUARDS CKT.



BUS 2A & 3A SAFEGUARDS CIRCUITS 9321-LL-31173 SH. 6

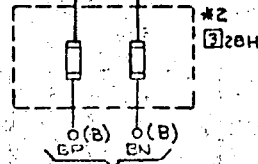
BUS 2A BREAKERS (TYPICAL)

125V. D.C. CTL. BUS TO 480V. BUS 5A BREAKERS & 5A SAFEGUARDS CKT.



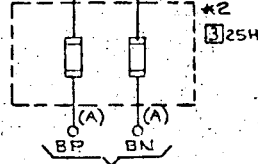
BUS 5A SAFEGUARDS CIRCUIT 9321-LL-31173 SH. 5

BUS 5A BREAKERS (TYPICAL)



\*2  
20A

125V. D.C. POWER PANEL 33  
CKT. 1  
NORMAL



\*2  
25A

125V. D.C. POWER PANEL 31  
CKT. 4  
NORMAL

NOTES

- \* 1 -
  - \* 2 - 2-ALL PULLTYPE, 30A. FUSE BLOCK
  - \* 3 - FOR LEGENDS SEE SH. 1
  - \* 4 - LETTER (A) ETC REFERS TO 'CABLE' SCHEMATIC, SH. 15A
- D.C. CONTROL POWER

PER ITEM 1 OF EUP-367

NO.	DATE	DESCRIPTION	ENGR	SUP ENGR	(W)
4	7/21/74	REVISED PER ITEM 1 OF EUP-367			
3	7/17/74	ADD BUS 2A, 3A, 5A, 6A, 7A, 8A, 9A, 10A, 11A, 12A, 13A, 14A, 15A, 16A, 17A, 18A, 19A, 20A, 21A, 22A, 23A, 24A, 25A, 26A, 27A, 28A, 29A, 30A, 31A, 32A, 33A, 34A, 35A, 36A, 37A, 38A, 39A, 40A, 41A, 42A, 43A, 44A, 45A, 46A, 47A, 48A, 49A, 50A, 51A, 52A, 53A, 54A, 55A, 56A, 57A, 58A, 59A, 60A, 61A, 62A, 63A, 64A, 65A, 66A, 67A, 68A, 69A, 70A, 71A, 72A, 73A, 74A, 75A, 76A, 77A, 78A, 79A, 80A, 81A, 82A, 83A, 84A, 85A, 86A, 87A, 88A, 89A, 90A, 91A, 92A, 93A, 94A, 95A, 96A, 97A, 98A, 99A, 100A			
2	7/16/74	ADDED CABLE DETAILS & RATED			
1	7/16/74	ASUM. CABLE NOT REMOVED			
0	7/16/74	FIRST ISSUE FOR CONSTRUCTION			
0					

ENGINEER *William P. Robinson*

STATE REG. NEW YORK NO. 42453

UNITED ENGINEERS & CONSTRUCTORS INC.

WESTINGHOUSE ELECTRIC CORPORATION  
FOR  
CONSOLIDATED EDISON COMPANY  
INDIAN POINT GENERATING STATION - UNIT NO. 3

SCHEMATIC DIAGRAM  
480V. SWITCHGEAR 31

SHEET NO. 19

U.E. & C. DWG. NO. 9321-LL-31173  
CON. ED. CO. DWG. NO. D202469

6246

8111030070 2

