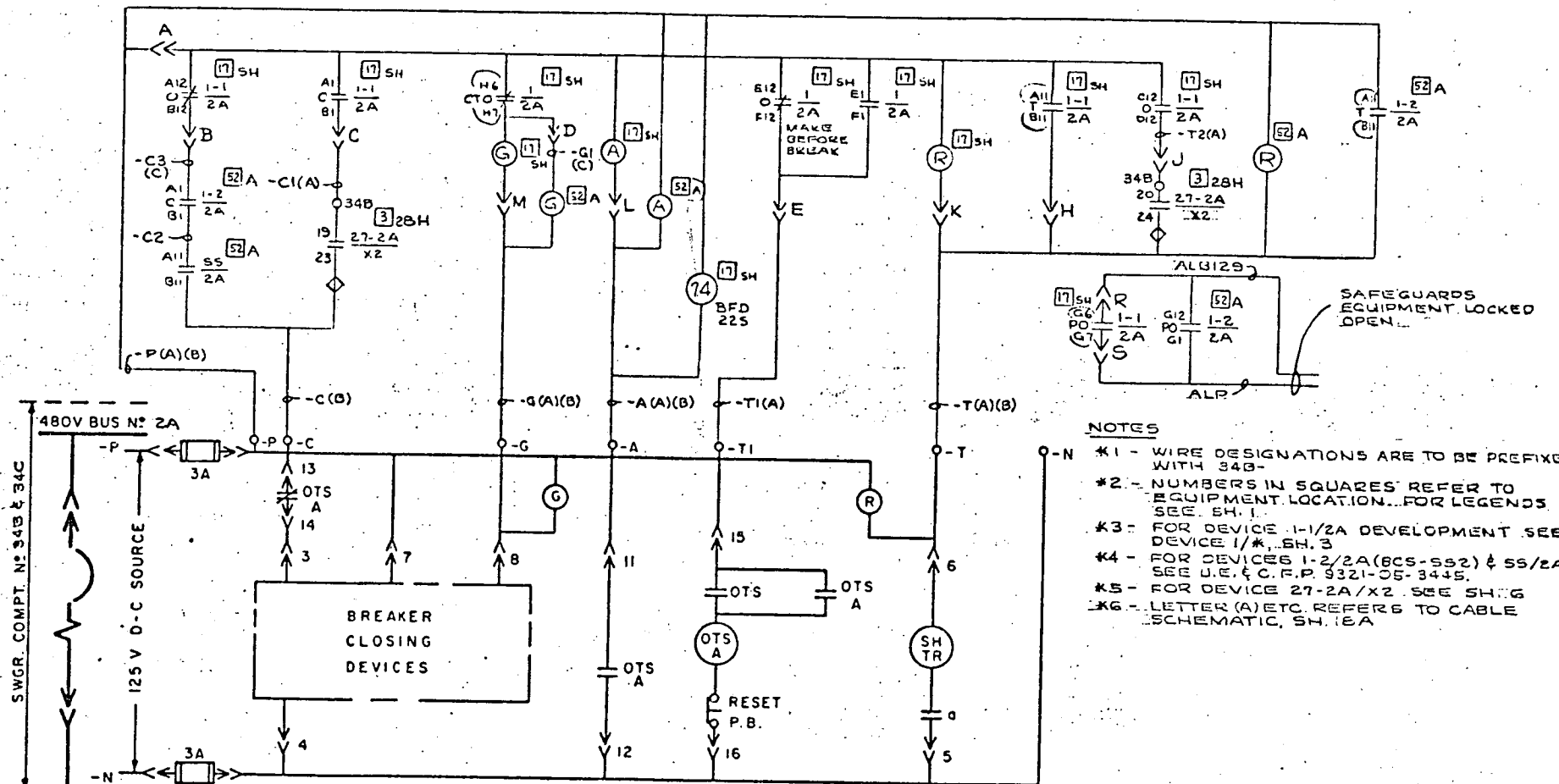
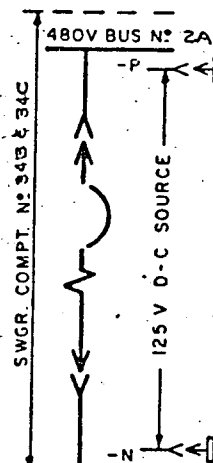


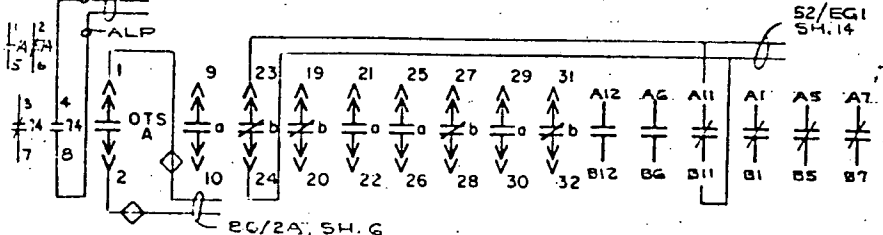
Regulatory File Cy.  
 Revised w/Ltr Dated 6-28-73



- NOTES**
- \*1 - WIRE DESIGNATIONS ARE TO BE PREFIXED WITH 34B-
  - \*2 - NUMBERS IN SQUARES REFER TO EQUIPMENT LOCATION...FOR LEGENDS SEE SH. 1.
  - \*3 - FOR DEVICE 1-1/2A DEVELOPMENT SEE DEVICE 1/\*, SH. 3
  - \*4 - FOR DEVICES 1-2/2A (BCS-552) & 55/2A SEE U.E. & C.F.P. 9321-05-3445.
  - \*5 - FOR DEVICE 27-2A/x2 SEE SH. 6
  - \*6 - LETTER (A) ETC. REFERS TO CABLE SCHEMATIC, SH. 18A



480VOLT BUS MAIN TIE OR EMERG. GEN. BREAKER TRIP. SEE SH. 7



3	7/71	ADD. CONT. NO'S TO BUS 1-2/2A, LTR. A TO LOC. SYMBS; ALP WAS ALB129			
2	1/71	ADDED CABLE LETTERS & NOTES			
1	1/70	REVISED NOTE 3; ADDED WIRE SYMBOLS & CABLE NO'S.			
1	1/67	FIRST ISSUE FOR CONSTRUCTION			
DATE		DESCRIPTION	ENGR	SUP ENGR	(W)
ENGINEER	William P. Robinson				
STATE REG. N.Y.	NO. 42453				
UNITED EP					

BREAKER 52/2A  
 STATION SERVICE TRANSF. 2  
 BUS 2A TIE

WESTINGHOUSE ELECTRIC CORPORATION  
 FOR  
 CONSOLIDATED EDISON COMPANY  
 INDIAN POINT GENERATING STATION - UNIT NO. 3

**SCHEMATIC DIAGRAM**  
 480 V. SWITCHGEAR 31

SHEET NO. 18

U.E. & C. DWG. NO. 9321-LL-31173  
 CON. ED. CO. DWG. NO. D 202469

8110230248