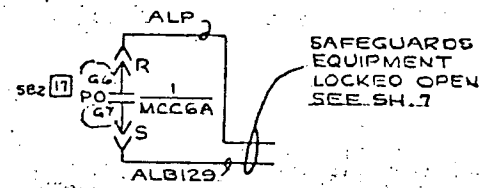
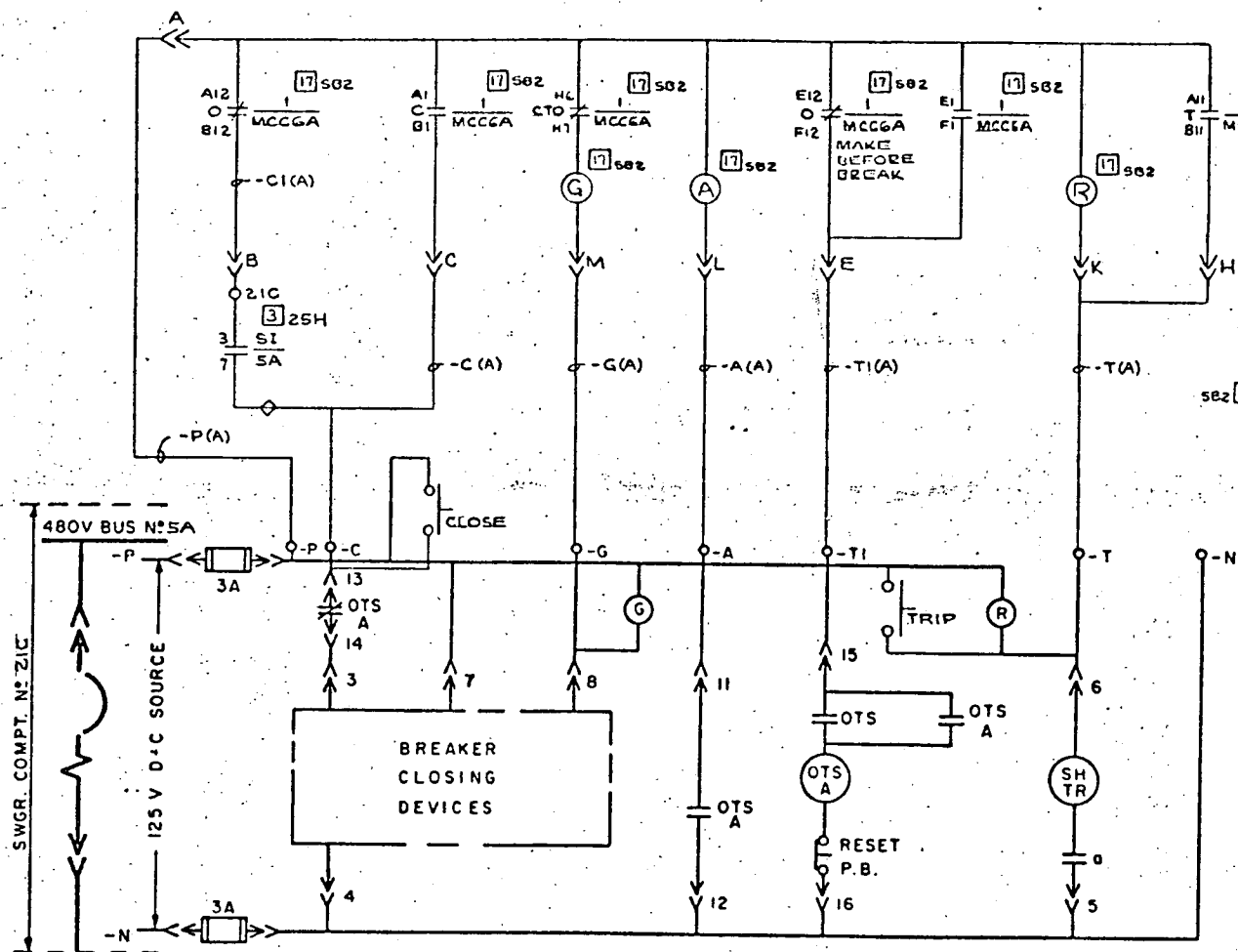


Received w/Ltr Dated 6-28-78



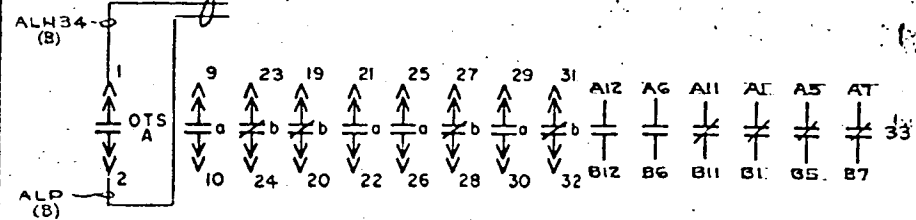
**NOTES**

- #1 - WIRE DESIGNATIONS ARE TO BE PREFIXED WITH ZIC-
- #2 - NUMBERS IN SQUARES REFER TO EQUIPMENT LOCATION. FOR LEGENDS SEE SH. 1
- #3 - FOR DEVICE 1/MCCGA DEVELOPMENT SEE DEVICE 1/\*, SH. 3
- #4 - FOR DEVICE SI/SA SEE SH. 5
- #5 - LETTER (A) ETC. REFERS TO CABLE SCHEMATIC SH. 10A.

8110230238

BREAKER 52/MCCGA BUS 5A FEED TO MCC 36A

MOTOR CONTROL CENTER #36A 52/MCCGA AUTO TRIP.



4	15-75	CHANGED SWITCH CONTACT DESIGNATIONS	63	UP	ROB
3	3-71	REV CABLE OF SIG. & LTR; REV CONT. NO'S IN MCCGA; 25 W/ALP	64	UP	WIN
2	2-3	ADDED CABLE LETTERS & NOTES	65	UP	WIN
1	1-4	PROVIDED NOTE 3; ADDED WIRE SYMBOLS & CELL NO'S.	66	UP	WIN
1	1-6	FIRST ISSUE FOR CONSTRUCTION	67	UP	WIN
1	1-6	DATE	DESCRIPTION	ENGR	SUP'NG
ENGINEER		<i>William P. Robman</i>			
STATE REG. NEW YORK		NO. 42453			
UNITED ENGINEERS & CONSTRUCTORS INC.					

**WESTINGHOUSE ELECTRIC CORPORATION**  
FOR  
**CONSOLIDATED EDISON COMPANY**  
INDIAN POINT GENERATING STATION - UNIT NO. 3

**SCHEMATIC DIAGRAM**  
**480V. SWITCHGEAR 31**

SHEET NO. 10

U.E.&C. DWG. NO. <b>9321-LL-31173</b>	CON. ED. CO. DWG. NO. <b>D202469</b>
--	---