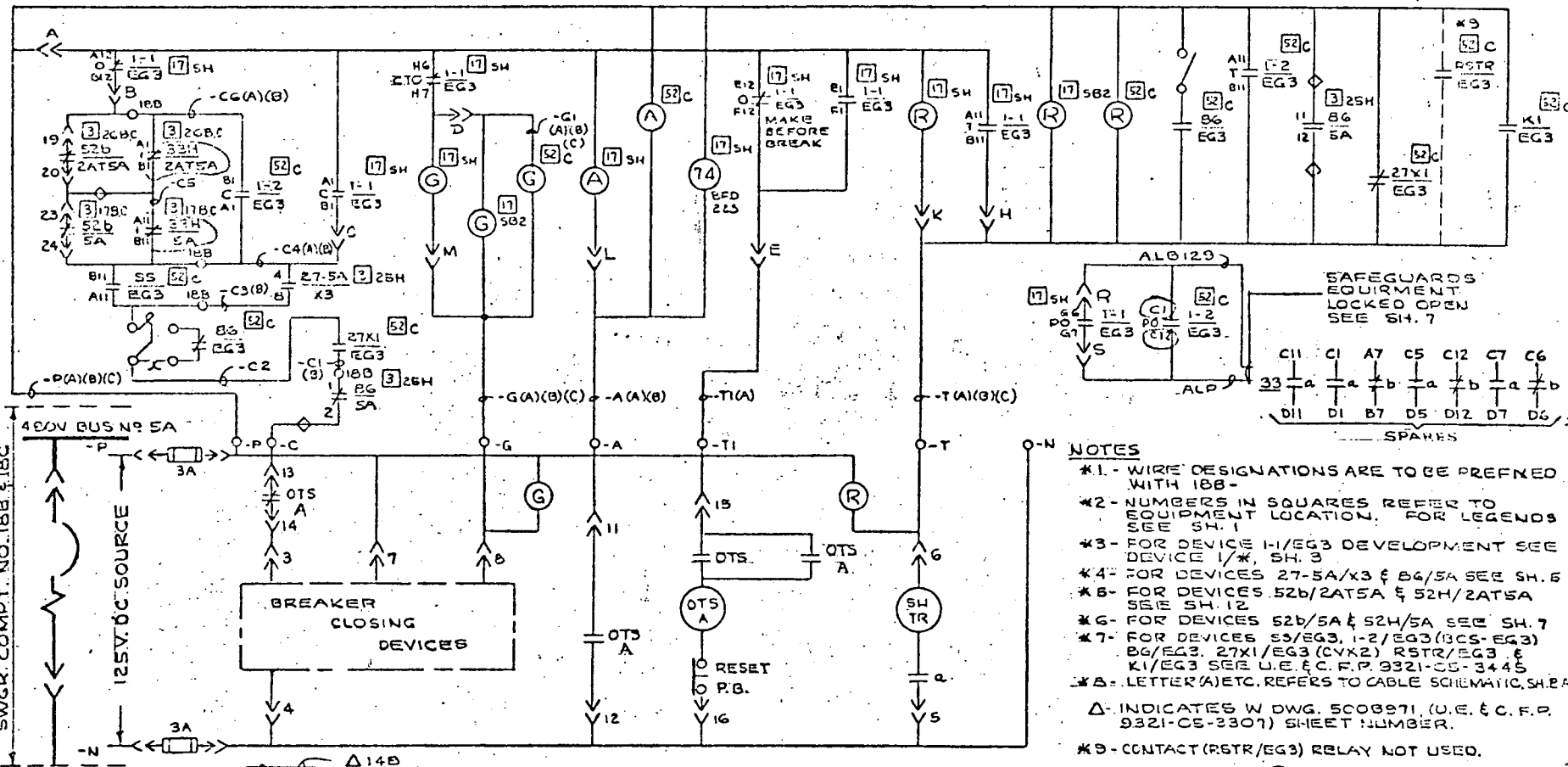


File Cy.

Regulatory

Received w/lttr Dated 6-28-73



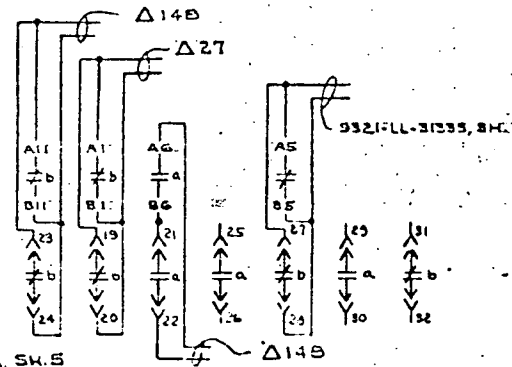
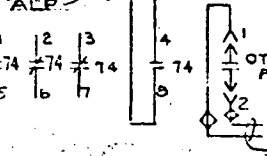
NOTES

- *1- WIRE DESIGNATIONS ARE TO BE PREFIXED WITH 188-
- *2- NUMBERS IN SQUARES REFER TO EQUIPMENT LOCATION. FOR LEGENDS SEE SH. 1
- *3- FOR DEVICE 1-1/EG3 DEVELOPMENT SEE DEVICE 1/*, SH. 3
- *4- FOR DEVICES 27-5A/X3 & B6/5A SEE SH. 6
- *5- FOR DEVICES 52b/2AT5A & 52H/2AT5A SEE SH. 12
- *6- FOR DEVICES 52b/5A & 52H/5A SEE SH. 7
- *7- FOR DEVICES 55/EG3, 1-2/EG3 (BC5-EG3) B6/EG3, 27X1/EG3 (CVK2) RSTR/EG3 & K1/EG3 SEE U.E. & C. F.P. 9321-CS-3445
- *8- LETTER 'A' ETC. REFERS TO CABLE SCHEMATIC, SH. 2
- Δ- INDICATES W. DWG. 5008971, (U.E. & C. F.P. 9321-CS-3307) SHEET NUMBER.
- *9- CONTACT (RSTR/EG3) RELAY NOT USED.

SAFEGUARDS RELAY 3-2/5A, SH. 5

180V. BUS MAIN TIE OR EMERG. GEN. BREAKER TRIP. SEE SH. 7

ALP



6	14	CONTACTS 33H/2AT5A & 33H/5A WERE OPEN, CONTACT 1-2/EG3 CI WAS C12 & C12 WAS C1	WAS	W/P	KED
5	74	ATTACHED CABLE LTRS & CELL NOS.	WAS	W/P	KED
4	13	CONTACTS 33H/5A WERE OPEN, CONTACT 1-2/EG3 CI WAS C12 & C12 WAS C1	WAS	W/P	KED
3	19	DEV. 1-2/EG3 WAS 1-1/EG3 AT CONTACT C12 & C1	WAS	W/P	KED
2	3	ATTACHED CABLE LETTERS & NOTE 'B'	WAS	W/P	KED
1	16	REVISED NOTE B, ADDED WIRE SH 54 & 55 & CELL NOS.	WAS	W/P	KED
9	16	FIRST ISSUE FOR CONSTRUCTION	ENGR	SUP ENGR	(W)
8	DATE	DESCRIPTION	ENGR	SUP ENGR	(W)
ENGINEER		William P. Kolman			
STATE REG. NEW YORK		NO. 42,453			
UNITED ENGINEERS & CONSTRUCTORS INC.					

8110230234

BREAKER 52/EG3
EMERGENCY GENERATOR 33

WESTINGHOUSE ELECTRIC CORPORATION
FOR
CONSOLIDATED EDISON COMPANY
INDIAN POINT GENERATING STATION - UNIT NO. 3

SCHEMATIC DIAGRAM
480V. SWITCHGEAR 31

SHEET NO. 8

U.E. & C. DWG. NO. 9321-LL-31173	CON. ED. CO. DWG. NO. D 202469
--	--