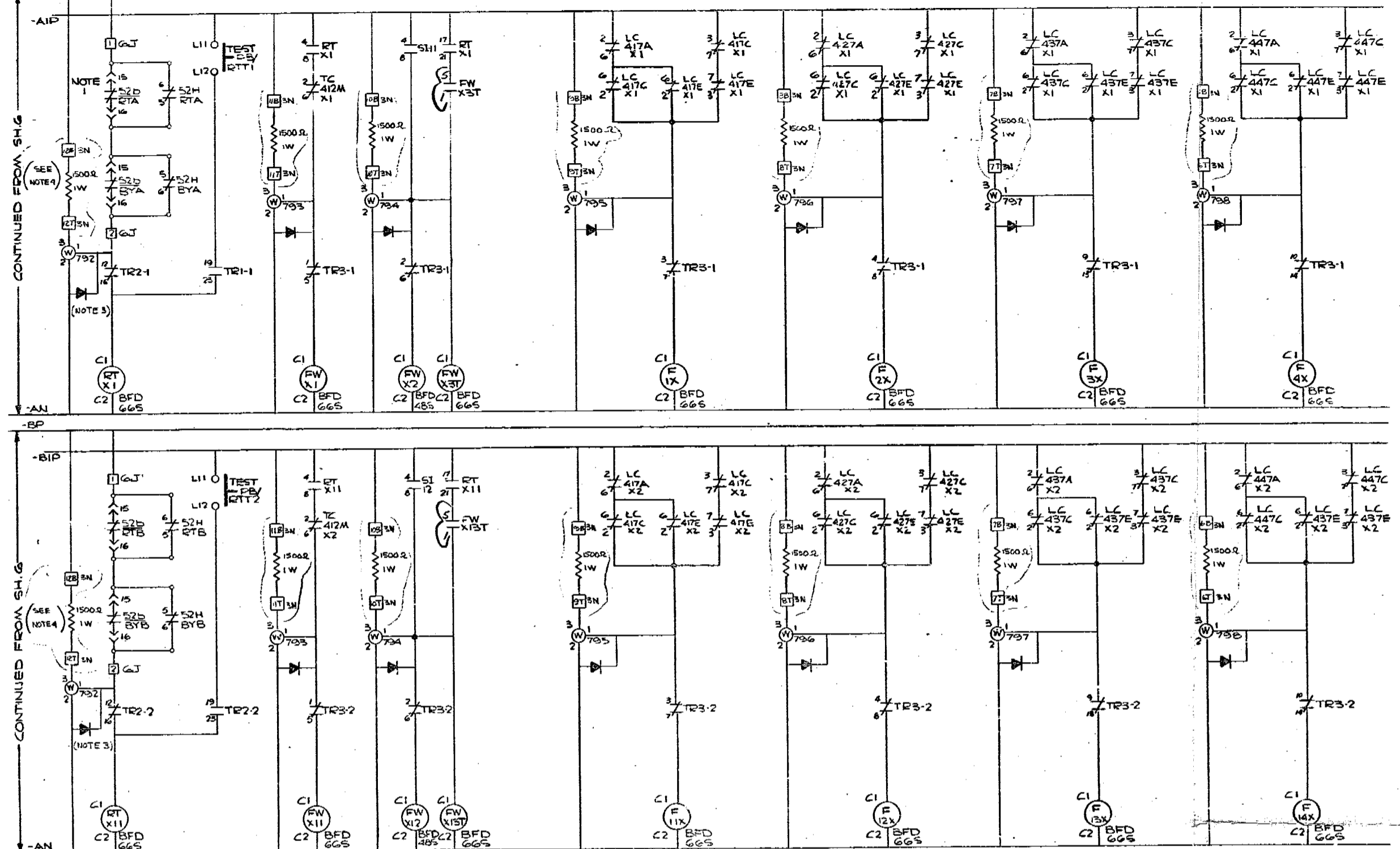
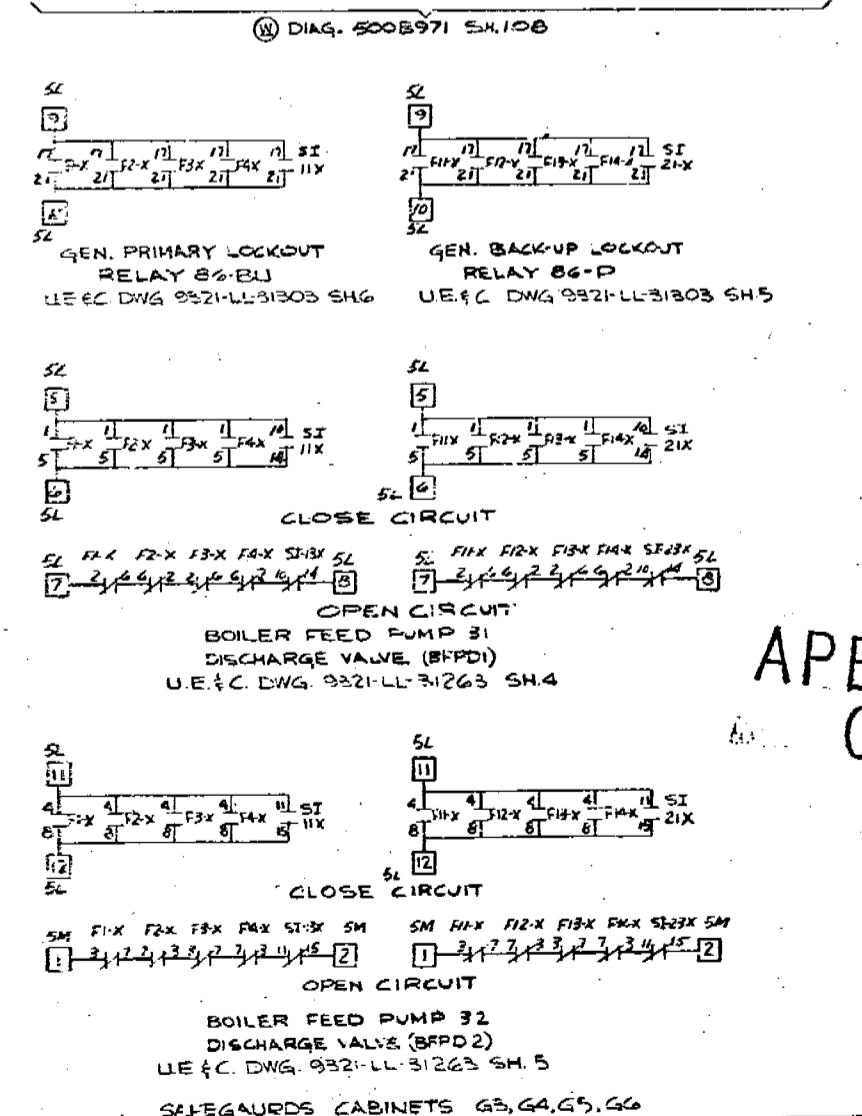
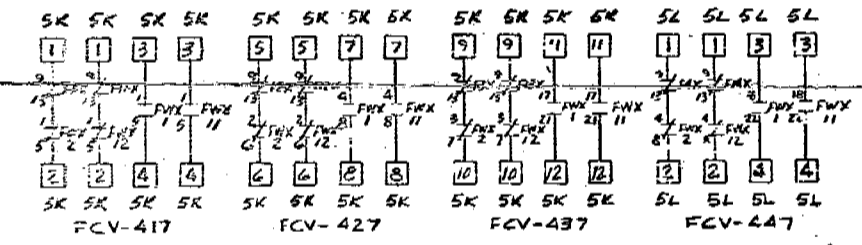



FEEDWATER ISOLATION



Regulatory File Cy.  
Received w/Lv dated 6-28-77



- NOTES:
1. CONTACTS WIRED OUT IN REACTOR TRIP SWITCHGEAR. SEE DNG. 113E301 SH.11
  2. SEE SH 1 FOR SWITCH DEV
  3. ALL DUCES ARE STYLE NO. 1N4821.
  4. CURRENT LIMITING RESISTORS ARE RACK MOUNTED.

TERA APERTURE CARD

PRC APERTURE CARD

NO. INT. 555	1	CHANGE	0 0631/4
INT. 555	2	REV. 1-55	THIS DNG. 113E301 SH.11
INT. 555	3	REV. 2-55	THIS DNG. 113E301 SH.11
INT. 555	4	REV. 3-55	THIS DNG. 113E301 SH.11
INT. 555	5	REV. 4-55	THIS DNG. 113E301 SH.11
INT. 555	6	REV. 5-55	THIS DNG. 113E301 SH.11
INT. 555	7	REV. 6-55	THIS DNG. 113E301 SH.11
INT. 555	8	REV. 7-55	THIS DNG. 113E301 SH.11
INT. 555	9	REV. 8-55	THIS DNG. 113E301 SH.11
INT. 555	10	REV. 9-55	THIS DNG. 113E301 SH.11
INT. 555	11	REV. 10-55	THIS DNG. 113E301 SH.11
INT. 555	12	REV. 11-55	THIS DNG. 113E301 SH.11
INT. 555	13	REV. 12-55	THIS DNG. 113E301 SH.11
INT. 555	14	REV. 13-55	THIS DNG. 113E301 SH.11

POOR ORIGINAL

Westinghouse Electric Corporation  
INDIAN POINT STATION UNIT NO. 3  
SAFEGUARDS ACTION SCHEMES  
113E303  
SHEET 706B

8110230225