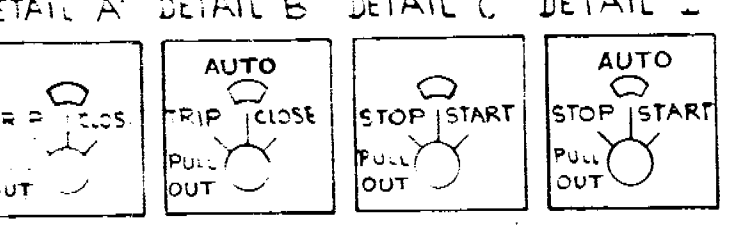


CONTACT	POSITION			
	PULL TRIP	TRIP OFF	AFTER TRIP	CLOSE
A11-B11	X	X		
A12-B12			X	X
A1-B1				X
A5-A6	X	X	X	X
A6-A7			X	X
B5-B6	X	X	X	X
B6-B7			X	X
C11-D11	X	X		
C12-D12			X	X
C1-D1				X
C5-C6	X	X	X	X
C6-C7			X	X
D5-D6	X	X	X	X
D6-D7			X	X
E12-E1	X			
F12-F1		X	X	X
E6-E7	X			
F6-F7		X	X	X

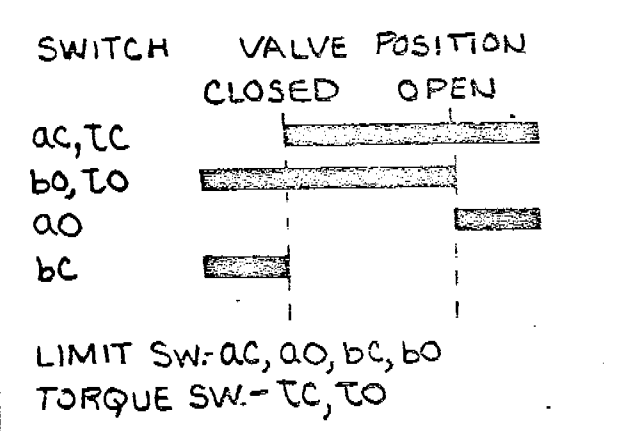
TYPE W-2 CONTROL SWITCH
(3 POSITION SPRING RETURN TO OFF)
S# 508A 162G01

- SWITCH
- ✓BLP31, ✓BLP32, ✓BLP33, ✓BLP34 — C
 - ✓BATP31, ✓BATP32 — D
 - ✓PWMP31, ✓PWMP32 — D
 - ✓I/C1, ✓I/C2, ✓I/C3 — C
 - ✓SI1, ✓SI3 — D
 - ✓SI2 — D
 - ✓SW7 — C
 - ✓RHR1, ✓RHR2 — D
 - ✓CS1, ✓CS2 — D
 - ✓SW1, ✓SW3, ✓SW4, ✓SW6 — D
 - ✓SW5 — D
 - ✓SW8 — C
 - ✓R1, ✓R2 — D
 - ✓CRF1, ✓CRF3, ✓CRF4, ✓CRF5 — D
 - ✓PC — A
 - ✓SW2 — D
 - ✓SW9 — C
 - ✓K1, ✓K2, ✓K3 — D
 - ✓MG1, ✓MG2 — A
 - ✓CRF2 — D

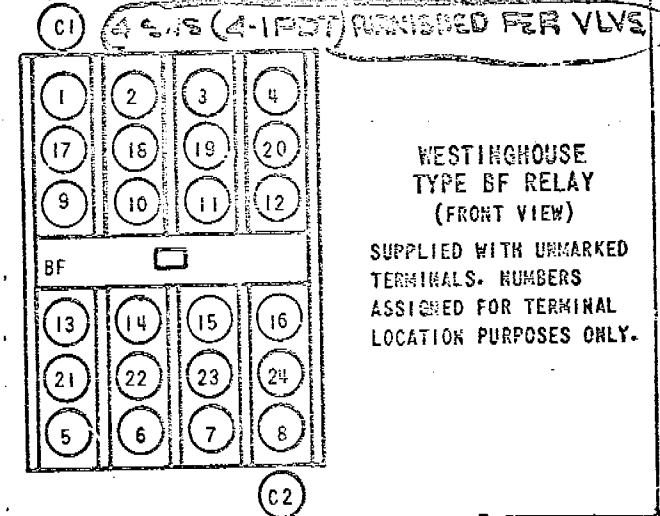
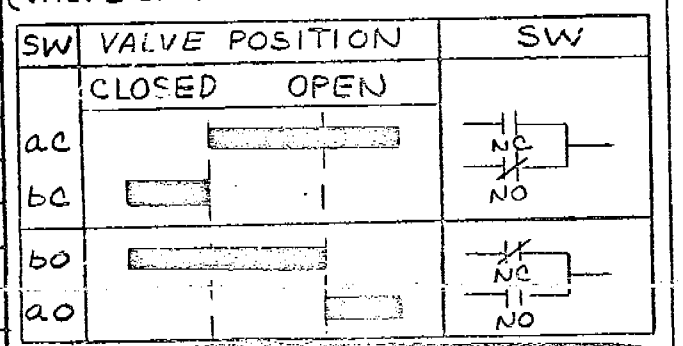


CONTACT	POSITION			
	PULL TRIP	TRIP OFF	AFTER TRIP	CLOSE
A11-E1	X	X		
A12-E12			X	X
A1-B1				X
A5-A6	X	X	X	X
A6-7			X	X
B5-B6	X	X	X	X
B6-B7			X	X
C11-D11	X	X		
C12-D12			X	X
C1-D1				X
C5-C6	X	X	X	X
C6-C7			X	X
D5-D6	X	X	X	X
D6-D7			X	X
E11-E12	X	X	X	X
E12-F12			X	X
E1-F1				X
E5-F5	X	X	X	X
E6-F6			X	X
E7-F7				X
G12-G1	X			
H12-H1		X	X	X
G6-G7	X			
H6-H7		X	X	X

MOTOR OPERATED
(33) VALVE POSITION SW. OPERATION



AIR OPERATED
VALVE POSITION SW. OPERATION
(VALVE SHOWN IN CLOSED POSITION)



Westinghouse Electric Corporation
TITLE: CONSOLIDATED EDISON CO.
INDIAN POINT STATION - UNIT NO. 3
E. EVERTER - A. H. D. G. SWITCH TRIP UNIT
M. HABERCHAK 8/1/69 J. H. HARRIS 8/1/69
500B971
SHEET-9
ATOMIC POWER DIV. PITTSBURGH, PA., U.S.A.

TERA
APERTURE
CARD

8110230037

PRC
APERTURE
CARD

24 C D A A O A A B C 24

Inspected w/Rev. 6-28-73
Pittsburgh