LAW OFFICES OF
LEBOEUF, LAMB, LEIBY & MACRAE
1821 JEFFERSON PLACE, N.W.
WASHINGTON, D.C. 20036

ARVIN E. UPTON
EUGENE B. THOMAS, JR.
LEONARD M. TROSTEN
HARRY H. VOIGT
WASHINGTON PARTNERS

ONE CHASE MANHATTAN PLAZA
NEW YORK, N.Y. 10005

WASHINGTON TELEPHONE
202 FEDERAL 8-0111

CABLE ADDRESS
LALALU, WASHINGTON D.C.

February 13, 1973

Class I
Karman/Lyle/Santo/FF
Reply due ASAP

Myron Karman, Esq.
Counsel for AEC Regulatory Staff
U. S. Atomic Energy Commission
Washington, D. C. 20545

Re: Consolidated Edison Company
of New York, Inc.
Indian Point Unit No. 2
AEC Docket No. 50-247

Dear Mr. Karman:

This letter confirms and supplements several telephone conversations since January 19, 1973 regarding the Staff's working papers on its entrainment model which we have requested be made available to us.

I have asked (Tr. 9221-9222) for all runs of the Staff's entrainment model which show a "total" reduction greater than approximately 40%. In the event that the runs themselves are not available we requested that we be provided with a set of the input conditions and the output (in the form used in the FES Appendix V-3, Table A-V-16) for all runs of the Staff's entrainment model which show a "total" reduction at the end of eight weeks of more than 40%.

In addition, please provide us with the same information for all runs of the Staff's entrainment model, other than those referenced in Table A-V-16, which show a "total" reduction less than 40%.

Received in Office of the General Counsel
2-14-73 at 3:15pm

8111210023 730315
PDR ADOCK 05000247
D PDR

Finally, please advise us which of the runs, whether they show a "total" reduction above or below 40%, the Staff considers to be most representative of the fish distribution.

On a related subject, I understand that I will be provided very shortly with the answer to my questions to Dr. Goodyear on page 9120 of the January 17 transcript concerning the statistical significance of certain Carlson-McCann egg and larval distribution data.

Very truly yours,

LEBOEUF, LAMB, LEIBY & MACRAE
Attorneys for Applicant

By Leonard M. Trosten
Leonard M. Trosten
Partner

Feb 1, 72

M	B(N)	U(N)	D(N)
1	0.07	0	12000
2	9.57	0	12000
3	10.53	0	12000
4	4.79	0	12000
5	10.59	0	12000
6	11.21	0	12000
7	6.49	0	12000
8	6.01	0	12000
9	6.63	0	12000
10	6.70	0	12000
11	10.98	0	15000
12	10.53	3000	30000
13	3.70	18000	37000
14	2.01	25000	37000
15	0.20	25000	37000
16	0.01	25000	37000
17	0.00	25000	37000
18	0.00	25000	37000
19	0.00	25000	0

constant natural mortality

MM, 1.00 MU, 1.50 MD, 0.50 MC, 1.00 = 100% mortality condemned passage

← all segments weight 1
& " MD adjusted to equal .8

WEEK	SURVL	TOTAL	W/QC	DIFF	%TOTAL	%NURSERY
1	1.000	99.99	95.55	4.44	4.44	14.49
1	0.01	0.01	0.0			
2	1.84	1.84	0.0			
3	5.13	5.13	0.0			
4	6.91	6.91	0.0			
5	7.76	7.76	0.0			
6	8.87	8.87	0.0			
7	9.12	9.12-	0.0			
8	8.23	8.23-	0.0			
9	7.24	7.24	0.0			
10	6.77	6.77-	0.0			
11	9.33	9.06	2.8			
12	16.35	13.59	16.9			
13	7.45	6.48	13.0			
14	3.08	2.76	10.3			
15	1.22	1.13	7.8			
16	0.46	0.44	5.7			
17	0.17	0.16	4.0			
18	0.06	0.06	2.7			
19	0.02	0.02	1.8			

WEEK	SURVL	TOTAL	W/QC	DIFF	%TOTAL	%NURSERY
2	1.000	99.95	96.18	9.76	9.77	23.03
1	0.00	0.00	0.0			
2	0.35	0.35-	0.0			

WEEK	SURVL	TØTAL	W/QC	DIFF	%TOTAL	%NURSERY
2	1.000	99.95	9[illegible]8	9.76	9.77	23.[illegible]
1	0.00	0.00	0.0			
2	0.35	0.35-	0.0			
3	1.58	1.58	0.0			
4	3.47	3.47	0.0			
5	5.36	5.36-	0.0			
6	6.89	6.89	0.0			
7	7.99	7.99	0.0			
8	8.47	8.47	0.0			
9	8.31	8.31	0.0			
10	7.78	7.78	0.0			
11	10.36	9.67	6.7			
12	21.31	15.94	25.2			
13	10.28	8.00	22.2			
14	4.52	3.62	19.8			
15	1.96	1.61	17.5			
16	0.83	0.71	15.3			
17	0.35	0.30	13.1			
18	0.15	0.13	11.1			
19	0.06	0.06	9.6			

WEEK	SURVL	TØTAL	W/QC	DIFF	%TOTAL	%NURSERY
3	1.000	99.90	83.91	15.99	16.01	29.16
1	0.00	0.00-	0.0			
2	0.07	0.07-	0.0			
3	0.42	0.42-	0.0			
4	1.27	1.27	0.0			
5	2.62	2.62-	0.0			
6	4.22	4.22	0.0			
7	5.78	5.78-	0.0			
8	7.03	7.03	0.0			
9	7.80	7.80-	0.0			
10	8.06	8.06	0.0			
11	11.86	10.68	10.0			
12	26.90	18.57	31.0			
13	13.28	9.49	28.6			
14	5.98	4.38	26.7			
15	2.67	2.01	24.8			
16	1.19	0.92	22.8			
17	0.53	0.42	20.8			
18	0.23	0.19	19.0			
19	0.11	0.09	17.6			

WEEK	SURVL	TØTAL	W/QC	DIFF	%TOTAL	%NURSERY
4	1.000	99.86	76.74	23.12	23.15	34.24
1	0.00	0.00	0.0			
2	0.01	0.01-	0.0			
3	0.10	0.10	0.0			
4	0.39	0.39	0.0			
5	1.03	1.03-	0.0			
6	2.06	2.06-	0.0			
7	3.38	3.38	0.0			
8	4.79	4.79	0.0			
9	6.08	6.08	0.0			
10	7.05	7.05	0.0			
11	12.55	10.81	13.9			
12	32.50	20.83	35.9			

4	1.000	99.86	76.74	23.12	23.15	34.24

1	0.00	0.00	0.0
2	0.01	0.01-	0.0
3	0.10	0.10	0.0
4	0.39	0.39	0.0
5	1.03	1.03-	0.0
6	2.06	2.06-	0.0
7	3.38	3.38	0.0
8	4.79	4.79	0.0
9	6.08	6.08	0.0
10	7.05	7.05	0.0
11	12.55	10.81	13.9
12	32.50	20.83	35.9
13	16.41	10.87	33.7
14	7.51	5.10	32.1
15	3.42	2.38	30.4
16	1.55	1.11	28.7
17	0.70	0.51	27.0
18	0.32	0.24	25.4
19	0.15	0.11	24.3

WEEK	SURVL	TOTAL	W/QC	DIFF	%TOTAL	%NURSERY
5	1.000	99.81	68.95	30.87	30.92	39.19

1	0.00	0.00-	0.0
2	0.00	0.00	0.0
3	0.02	0.02-	0.0
4	0.11	0.11-	0.0
5	0.35	0.35	0.0
6	0.85	0.85	0.0
7	1.65	1.65	0.0
8	2.73	2.73-	0.0
9	3.97	3.97	0.0
10	5.21	5.21-	0.0
11	12.18	9.82	19.4
12	37.20	21.97	40.9
13	19.23	11.80	38.7
14	8.95	5.64	37.0
15	4.15	2.68	35.4
16	1.92	1.27	33.8
17	0.88	0.60	32.3
18	0.41	0.28	30.9
19	0.19	0.14	29.9

WEEK	SURVL	TOTAL	W/QC	DIFF	%TOTAL	%NURSERY
6	1.000	99.77	61.01	38.76	38.85	44.37

1	0.00	0.00	0.0
2	0.00	0.00-	0.0
3	0.01	0.01-	0.0
4	0.03	0.03	0.0
5	0.11	0.11	0.0
6	0.31	0.31	0.0
7	0.70	0.70-	0.0
8	1.34	1.34	0.0
9	2.22	2.22-	0.0
10	3.30	3.30-	0.0
11	11.15	8.15	26.9
12	40.49	21.74	46.3
13	21.41	12.03	43.8

WEEK	SURVL	TOTAL	W/QC	DIFF	%TOTAL	%NURSERY
6	1.000	99.77	61.[illegible]1	38.76	38.85	44.[illegible]
1	0.00	0.00	0.0			
2	0.00	0.00-	0.0			
3	0.01	0.01-	0.0			
4	0.03	0.03	0.0			
5	0.11	0.11	0.0			
6	0.31	0.31	0.0			
7	0.70	0.70-	0.0			
8	1.34	1.34	0.0			
9	2.22	2.22-	0.0			
10	3.30	3.30-	0.0			
11	11.15	8.15	26.9			
12	40.49	21.74	46.3			
13	21.41	12.03	43.8			
14	10.14	5.87	42.1			
15	4.78	2.85	40.4			
16	2.24	1.37	38.7			
17	1.05	0.66	37.2			
18	0.49	0.32	35.9			
19	0.24	0.15	34.9			

WEEK	SURVL	TOTAL	W/QC	DIFF	%TOTAL	%NURSERY
7	1.000	99.73	53.38	46.35	46.48	49.81
1	0.00	0.00	0.0			
2	0.00	0.00	0.0			
3	0.00	0.00	0.0			
4	0.01	0.01-	0.0			
5	0.03	0.03	0.0			
6	0.10	0.10-	0.0			
7	0.27	0.27	0.0			
8	0.58	0.58-	0.0			
9	1.10	1.10-	0.0			
10	1.83	1.83	0.0			
11	10.01	6.40	36.1			
12	42.44	20.39	52.0			
13	22.86	11.60	49.3			
14	10.98	5.78	47.4			
15	5.25	2.86	45.5			
16	2.50	1.41	43.8			
17	1.19	0.69	42.2			
18	0.57	0.34	40.8			
19	0.27	0.16	39.8			

WEEK	SURVL	TOTAL	W/QC	DIFF	%TOTAL	%NURSERY
8	1.000	99.70	46.38	53.32	53.48	55.32
1	0.00	0.00-	0.0			
2	0.00	0.00	0.0			
3	0.00	0.00-	0.0			
4	0.00	0.00-	0.0			
5	0.01	0.01	0.0			
6	0.03	0.03-	0.0			
7	0.09	0.09	0.0			
8	0.23	0.23-	0.0			
9	0.49	0.49-	0.0			
10	0.90	0.90-	0.0			
11	9.12	4.93	45.9			
12	43.44	18.42	57.6			

7	1.000	99.73	53.38	46.35	46.48	49.81

1	0.00	0.00	0.0
2	0.00	0.00	0.0
3	0.00	0.00	0.0
4	0.01	0.01-	0.0
5	0.03	0.03	0.0
6	0.10	0.10-	0.0
7	0.27	0.27	0.0
8	0.58	0.58-	0.0
9	1.10	1.10-	0.0
10	1.83	1.83	0.0
11	10.01	6.40	36.1
12	42.44	20.39	52.0
13	22.86	11.60	49.3
14	10.93	5.73	47.4
15	5.25	2.86	45.5
16	2.50	1.41	43.8
17	1.19	0.69	42.2
18	0.57	0.34	40.8
19	0.27	0.16	39.8

WEEK	SURVL	TOTAL	W/QC	DIFF	%TOTAL	%NURSERY
8	1.000	99.70	46.38	53.32	53.48	55.32

1	0.00	0.00-	0.0
2	0.00	0.00	0.0
3	0.00	0.00-	0.0
4	0.00	0.00-	0.0
5	0.01	0.01	0.0
6	0.03	0.03-	0.0
7	0.09	0.09	0.0
8	0.23	0.23-	0.0
9	0.49	0.49-	0.0
10	0.90	0.90-	0.0
11	9.12	4.93	45.9
12	43.44	18.42	57.6
13	23.71	10.72	54.8
14	11.51	5.43	52.8
15	5.57	2.74	50.9
16	2.69	1.37	49.0
17	1.29	0.68	47.3
18	0.62	0.34	45.8
19	0.30	0.17	44.8

RUN 1

A

I

N	B(N)	U(N)	D(N)
1	0.00	0	8000
2	10.55	0	8000
3	10.55	0	8000
4	4.20	0	8000
5	11.23	0	8000
6	11.23	0	8000
7	6.00	0	8000
8	6.00	0	8000
9	6.70	0	8000
10	6.70	0	11000
11	10.00	3000	16000
12	10.00	8000	29000
13	3.44	21000	30000
14	3.33	22000	32000
15	0.00	24000	34000
16	0.00	26000	37000
17	0.00	29000	43000
18	0.00	35000	54000
19	0.00	46000	0

.75
.25

24h

(1)

****

	1	2	3	4	5	6	7	8	9	10	11	12	13	14	15	16	17	18
D	80	80	80	80	80	80	80	80	80	55	80	73	75	80	85	93	1[illegible]	135
	0	0	0	0	0	0	0	0	0	0	22	60	157	165	130	195	218	262
S	0	11	11	4	11	11	6	6	7	7	10	10	3	3	0	0	0	0

ERK	TOTAL	W/OC	DIFF	%TOTAL	%NURSERY
1	100.00	96.46	3.51	3.51	14.79

1	0.02	0.02-	0.0
2	3.31	3.31	0.0
3	7.47	7.47	0.0
4	7.75	7.75	0.0
5	8.11	8.11	0.0
6	9.65	9.65	0.0
7	9.10	9.10	0.0
8	7.95	7.45-	0.5
	6.62	6.62	0.0
1[illegible]	10.46	10.40	0.5
11	16.[illegible]3	1[illegible].25	5.2
12	11.[illegible]1	[illegible].26	15.5
13	4.77	4.23	11.4
14	1.[illegible]3	1.[illegible]	5.5
15	3.72	[illegible].7[illegible]	2.5
16	0.23	0.23	1.[illegible]
17	0.03	[illegible].03	0.5
18	0.12	[illegible]	0.1

17	0.03	0.00	0.3
18	0.02	0.02	0.1
19	0.00	0.00	0.0
20	0.00	0.00	0.0

2 99.99 92.96 7.03 7.03 23.62

1	0.01	0.01	0.0
2	1.04	1.04-	0.0
3	3.64	3.64	0.0
4	6.08	6.08	0.0
5	7.41	7.41	0.0
6	8.40	8.40	0.0
7	9.00	9.00	0.0
8	8.63	8.63	0.0
9	7.70	7.70	0.0
10	13.05	12.79	2.0
11	13.00	11.45	11.9
12	13.12	9.55	27.2
13	5.39	4.22	21.6
14	2.18	1.83	16.2
15	0.35	0.76	11.5
16	0.32	0.29	7.8
17	0.11	0.11	5.1
18	0.04	0.04	3.3
19	0.01	0.01	2.2
20	0.00	0.00	0.0

3 99.98 89.21 10.77 10.77 29.86

1	0.00	0.00-	0.0
2	0.33	0.33	0.0
3	1.55	1.55-	0.0
4	3.56	3.56-	0.0
5	5.56	5.56	0.0
6	7.10	7.10	0.0
7	8.16	8.16-	0.0
8	8.61	8.61	0.0
9	8.39	8.39	0.0
10	15.51	14.95	3.7
11	15.45	12.94	16.2
12	15.36	10.35	32.6
13	6.27	4.48	25.5
14	2.53	1.92	24.2
15	1.01	0.81	19.9
16	0.39	0.33	15.9
17	0.15	0.13	12.4
18	0.06	0.05	9.7
19	0.02	0.02	8.3
20	0.00	0.00	0.0

4 99.97 85.09 14.89 14.89 34.37

1	0.00	0.00	0.0
2	0.15	0.15-	0.0
3	0.61	0.61	0.0
4	1.79	1.79	0.0
5	3.49	3.49	0.0
6	5.26	5.26	0.0
7	6.79	6.79-	0.0
8	7.54	7.54	0.0
9	8.30	8.30	0.0
10	17.44	16.52	5.3

11	13.05	14.50	19.7
12	18.74	11.46	36.5
13	7.36	4.90	33.4
14	2.93	2.03	30.2
15	1.19	0.37	26.5
16	0.47	0.36	23.0
17	0.15	0.15	19.7
18	0.07	0.06	17.1
19	0.03	0.02	15.6
20	0.00	0.00	0.0

5 99.97 80.53 19.44 19.44 37.96

1	0.00	0.00	0.0
2	0.03	0.03	0.0
3	0.23	0.23	0.0
4	0.52	0.52	0.0
5	1.93	1.93-	0.0
6	3.45	3.45-	0.0
7	5.03	5.03-	0.0
8	6.51	6.51-	0.0
9	7.53	7.53	0.0
10	18.56	17.22	7.2
11	20.54	15.83	22.9
12	20.96	12.64	39.7
13	8.60	5.40	37.2
14	3.49	2.29	34.5
15	1.40	0.95	31.7
16	0.55	0.39	28.8
17	0.22	0.16	26.0
18	0.08	0.06	23.8
19	0.03	0.02	22.4
20	0.00	0.00	0.0

25.04 & 42.75

6 99.96 75.55 24.41 24.42 41.14

1	0.00	0.00	0.0
2	0.01	0.01-	0.0
3	0.08	0.08-	0.0
4	0.35	0.35-	0.0
5	0.98	0.98	0.0
6	2.03	2.03	0.0
7	3.41	3.41	0.0
8	4.91	4.91-	0.0
9	6.26	6.26-	0.0
10	18.73	16.97	9.5
11	22.53	16.72	26.3
12	23.38	13.69	42.7
13	9.91	5.90	40.4
14	4.95	2.51	33.1
15	1.63	1.05	35.5
16	0.65	0.43	32.4
17	0.25	0.17	31.2
18	0.10	0.07	29.3
19	0.04	0.03	28.2
20	0.00	0.00	0.0

7 99.96 70.24 29.71 29.73 44.22

1	0.00	0.00	0.0
2	0.00	0.00	0.0
3	0.03	0.03-	0.0
4	0.15	0.15	0.0

0.00	0.00	0.0
0.00	0.00	0.0
0.03	0.03-	0.0
0.15	0.15	0.0
0.46	0.46	0.0
1.10	1.10-	0.0
2.10	2.10	0.0
3.33	3.33-	0.0
4.77	4.77-	0.0
16.17	15.33	12.5
24.34	17.31	30.1
26.59	14.43	45.7
11.19	6.32	43.5
4.63	2.72	41.4
1.58	1.14	39.3
0.75	0.47	37.3
0.30	0.19	35.4
0.11	0.08	33.8
0.04	0.03	32.9
0.00	0.00	0.0

21.57 40.73

30.35 34.74 35.21 35.03 47.03

0.00	0.00	0.0
0.00	0.00	0.0
0.01	0.01-	0.0
0.06	0.06	0.0
0.21	0.21	0.0
0.56	0.56	0.0
1.23	1.23	0.0
2.15	2.15-	0.0
3.35	3.35	0.0
17.05	14.22	16.6
25.46	16.71	34.4
23.90	14.77	43.9
12.35	6.59	46.6
5.19	2.36	44.5
2.13	1.23	42.5
0.36	0.51	40.6
0.34	0.21	39.0
0.13	0.08	37.6
0.05	0.03	36.9
0.00	0.00	0.0

N	1	2	3	4	5	6	7	8	9	10	11	12	13	14	15	16	17	18
D	8	8	8	8	8	8	8	8	8	8	8	10	10	11	11	12	14	19
U	0	0	0	0	0	0	0	0	0	0	2	5	14	15	16	17	19	23
S	0	11	11	4	11	11	6	6	7	7	10	10	3	3	0	0	0	0

Run 13

WEEK	TOTAL	W/QC	DIFF	%TOTAL	%NURSERY
1	99.98	96.84	3.14	3.14	12.65
1	0.03	0.03-	0.0		
2	3.55	3.55	0.0		
3	7.48	7.48	0.0		
4	7.47	7.47	0.0		
5	8.13	8.13	0.0		
6	9.71	9.71	0.0		
7	8.97	8.97-	0.0		
8	7.40	7.40	0.0		
9	6.69	6.69	0.0		
10	10.03	10.04	0.4		
11	10.10	9.61	4.8		
12	10.07	8.31	17.5		
13	5.52	4.91	11.1		
14	2.77	2.60	6.4		
15	1.24	1.20	3.6		
16	0.49	0.48	2.0		
17	0.17	0.16	1.2		
18	0.05	0.05	0.7		
19	0.02	0.02	0.4		
2	99.92	93.76	6.15	6.15	20.06
1	0.01	0.01	0.0		
2	1.20	1.20-	0.0		
3	3.33	3.33	0.0		
4	6.01	6.01	0.0		
5	7.28	7.28	0.0		
6	8.39	8.39	0.0		
7	8.93	8.93-	0.0		
8	8.51	8.51	0.0		
9	7.65	7.65-	0.0		
10	12.27	12.19	1.5		
11	11.55	10.43	9.7		
12	11.32	8.53	24.7		
13	6.35	5.10	19.6		
14	3.41	2.90	15.0		
15	1.73	1.54	11.3		
16	0.83	0.75	8.4		
17	0.38	0.35	6.1		
18	0.17	0.16	4.5		
19	0.05	0.05	3.5		
3	99.84	90.50	9.35	9.35	25.09
1	0.00	0.00-	0.0		
2	0.40	0.40	0.0		
3	1.73	1.73-	0.0		
4	3.53	3.53-	0.0		
5	5.53	5.53	0.0		
6	7.02	7.02	0.0		
7	[illegible]	[illegible]	[illegible]		

7	8.07	8.07	0.0
8	8.49	8.49	0.0
9	8.27	8.27	0.0
10	14.42	14.06	2.5
11	13.43	11.63	13.1
12	13.16	9.27	29.2
13	7.41	5.54	25.3
14	4.09	3.22	21.4
15	2.19	1.80	17.8
16	1.13	0.97	14.6
17	0.57	0.51	11.9
18	0.29	0.26	9.8
19	0.15	0.14	6.6

4 99.77 36.91 12.86 12.89 28.89

1	0.00	0.00	0.0
2	0.14	0.14	0.0
3	0.73	0.73	0.0
4	1.96	1.96-	0.0
5	3.62	3.62	0.0
6	5.28	5.28-	0.0
	6.72	6.72	0.0
8	7.72	7.72	0.0
9	8.16	8.16	0.0
10	15.94	15.36	3.6
11	15.43	13.00	15.7
12	15.88	10.29	32.4
13	8.69	6.14	29.3
14	4.83	3.61	26.1
15	2.68	2.07	22.9
16	1.45	1.16	19.8
17	0.77	0.64	17.1
18	0.41	0.35	15.0
19	0.22	0.19	13.3

5 99.70 32.95 16.75 16.30 32.01

1	0.00	0.00-	0.0
2	0.05	0.05-	0.0
3	0.29	0.29	0.0
4	0.95	0.95-	0.0
5	2.09	2.09-	0.0
6	3.56	3.56	0.0
7	5.09	5.09-	0.0
8	6.44	6.44	0.0
9	7.40	7.40	0.0
10	16.67	15.85	4.9
11	17.27	14.16	18.3
12	17.51	11.35	35.2
13	10.11	6.83	32.5
14	5.76	4.05	29.7
15	3.22	2.35	26.9
16	1.78	1.35	24.2
17	0.93	0.76	21.7
18	0.54	0.43	19.7
19	0.30	0.24	16.7

6 99.62 73.63 20.99 21.07 34.81

1	0.00	0.00-	0.0
2	0.02	0.02	0.0
3	[illegible]	[illegible]	[illegible]

	0.44	0.44	0.0
	1.12	1.12	0.0
	2.13	2.13-	0.0
	3.52	3.52	0.0
	4.93	4.93	0.0
	6.19	6.19-	0.0
10	16.54	15.47	6.5
11	18.72	14.75	21.1
12	19.75	12.28	37.8
13	11.59	7.50	35.3
14	6.78	4.51	33.7
15	3.91	2.66	30.2
16	2.14	1.55	27.3
17	1.23	0.89	25.5
18	0.67	0.51	23.8
19	0.37	0.29	22.9

99.54 74.83 25.52 25.63 37.53

0.00	0.00-	0.0
0.01	0.01-	0.0
0.04	0.04	0.0
0.19	0.19-	0.0
0.56	0.56	0.0
1.24	1.24-	0.0
2.25	2.25-	0.0
3.49	3.49	0.0
4.79	4.79	0.0
15.69	14.33	8.6
19.70	14.89	24.4
21.74	12.93	40.6
13.91	8.07	38.0
7.65	4.93	35.5
4.42	2.95	33.2
2.52	1.74	30.9
1.43	1.02	28.9
0.81	0.59	27.4
0.45	0.33	26.6

99.46 59.25 39.20 38.37 40.28

0.00	0.00	0.0
0.00	0.00-	0.0
0.02	0.02	0.0
0.03	0.03-	0.0
0.27	0.27	0.0
0.67	0.67	0.0
1.34	1.34	0.0
2.30	2.30	0.0
3.45	3.45	0.0
14.36	12.73	11.5
26.18	14.56	28.1
23.33	13.22	43.5
14.29	8.46	40.7
8.56	5.20	39.2
5.02	3.22	35.9
2.91	1.93	33.8
1.67	1.14	31.9
0.95	0.65	30.6
0.54	0.38	29.3

Run -61

WEEK	SURVL	TØTAL	W/QC	DIFF	%TOTAL	%NURSERY
1	1.000	100.00	97.31	2.69	2.69	19.39
1	1.12	1.12-	0.0			
2	3.72	3.72-	0.0			
3	6.31	6.31-	0.0			
4	7.75	7.75-	0.0			
5	8.23	8.23	0.0			
6	8.32	8.32	0.0			
7	8.33	8.33	0.0			
8	8.33	8.33-	0.0			
9	8.33	8.33-	0.0			
10	8.33	8.33-	0.0			
11	17.57	17.53	0.2			
12	9.40	7.30	22.3			
13	3.32	2.85	14.2			
14	0.79	0.72	9.0			
15	0.13	0.12	5.7			
16	0.01	0.01	3.5			
17	0.00	0.00	1.3			
18	0.00	0.00	0.1			
19	0.00	0.00	0.0			

WEEK	SURVL	TØTAL	W/QC	DIFF	%TOTAL	%NURSERY
2	1.000	100.00	94.17	5.83	5.83	26.16
1	0.18	0.18-	0.0			
2	0.97	0.97-	0.0			
3	2.59	2.59	0.0			
4	4.64	4.64	0.0			
5	6.42	6.42	0.0			
6	7.54	7.54	0.0			
7	8.08	8.08	0.0			
8	8.27	8.27	0.0			
9	8.32	8.32-	0.0			
10	8.33	8.33	0.0			
11	23.21	22.99	1.0			
12	13.18	9.34	29.1			
13	5.54	4.23	23.6			
14	1.98	1.61	18.5			
15	0.58	0.50	14.4			
16	0.14	0.13	11.2			
17	0.03	0.03	8.7			
18	0.01	0.00	6.7			
19	0.00	0.00	5.1			

WEEK	SURVL	TØTAL	W/QC	DIFF	%TOTAL	%NURSERY
3	1.000	99.99	90.21	9.78	9.78	30.65
1	0.03	0.03	0.0			
2	0.25	0.25	0.0			
3	0.89	0.89-	0.0			
4	2.10	2.10-	0.0			
5	3.74	3.74	0.0			
6	5.41	5.41-	0.0			
7	6.74	6.74	0.0			
8	7.60	7.60	0.0			
9	8.04	8.04	0.0			
10	8.24	8.24-	0.0			
11	27.06	26.44	2.3			
12	17.18	11.41	33.6			
13	7.82	5.55	29.0			
14	3.21	2.42	24.6			
15	1.17	0.92	20.8			
16	0.38	0.31	17.5			
17	0.11	0.09	14.8			
18	0.03	0.02	12.7			
19	0.01	0.00	11.4			

WEEK	SURVL	TØTAL	W/QC	DIFF	%TOTAL	%NURSERY
4	1.000	99.97	85.57	14.40	14.40	34.45
1	0.01	0.01-	0.0			
2	0.07	0.07	0.0			
3	0.30	0.30-	0.0			
4	0.87	0.87	0.0			
5	1.89	1.89-	0.0			
6	3.28	3.28	0.0			
7	4.78	4.78-	0.0			
8	6.12	6.12-	0.0			
9	7.12	7.12-	0.0			
10	7.75	7.75	0.0			
11	29.91	28.55	4.5			
12	20.78	12.98	37.5			
13	9.95	6.65	33.2			
14	4.41	3.12	29.1			
15	1.78	1.33	25.6			
16	0.66	0.51	22.4			
17	0.22	0.18	19.8			
18	0.07	0.05	17.7			
19	0.01	0.01	16.6			

WEEK	SURVL	TØTAL	W/QC	DIFF	%TOTAL	%NURSERY
5	1.000	99.92	80.46	19.46	19.48	37.95
1	0.00	0.00-	0.0			
2	0.02	0.02	0.0			
3	0.11	0.11-	0.0			
4	0.37	0.37	0.0			
5	0.92	0.92	0.0			
6	1.84	1.84-	0.0			
7	3.08	3.08	0.0			
8	4.45	4.45	0.0			
9	5.73	5.73	0.0			
10	6.77	6.77	0.0			
11	31.99	29.48	7.9			
12	23.71	13.92	41.3			
13	11.73	7.41	36.8			
14	5.45	3.66	32.8			
15	2.35	1.66	29.4			
16	0.94	0.69	26.4			
17	0.35	0.26	23.9			
18	0.11	0.09	22.0			
19	0.03	0.02	21.0			

WEEK	SURVL	TØTAL	W/QC	DIFF	%TOTAL	%NURSERY
6	1.000	99.86	75.12	24.74	24.77	41.32
1	0.00	0.00	0.0			
2	0.01	0.01-	0.0			
3	0.04	0.04	0.0			
4	0.16	0.16	0.0			
5	0.46	0.46-	0.0			
6	1.02	1.02	0.0			
7	1.91	1.91	0.0			
8	3.06	3.06-	0.0			
9	4.34	4.34-	0.0			
10	5.55	5.55	0.0			
11	33.59	29.40	12.5			
12	25.84	14.23	44.9			
13	13.02	7.78	40.2			
14	6.24	3.99	36.1			
15	2.81	1.89	32.7			
16	1.18	0.83	29.8			
17	0.46	0.33	27.4			
18	0.16	0.12	25.7			
19	0.04	0.03	24.8			

WEEK	SURVL	TØTAL	W/QC	DIFF	%TOTAL	%NURSERY
7	1.000	99.78	69.78	30.00	30.07	44.62
1	0.00	0.00-	0.0			
2	0.00	0.00-	0.0			
3	0.02	0.02	0.0			
4	0.08	0.08-	0.0			
5	0.24	0.24	0.0			
6	0.58	0.58	0.0			
7	1.19	1.19-	0.0			
8	2.08	2.08-	0.0			
9	3.19	3.19	0.0			
10	4.40	4.40	0.0			
11	35.15	28.73	18.3			
12	27.17	13.99	48.5			
13	13.77	7.78	43.5			
14	6.72	4.08	39.3			
15	3.10	1.99	35.8			
16	1.35	0.91	32.8			
17	0.54	0.38	30.5			
18	0.19	0.13	28.9			
19	0.04	0.03	28.1			

WEEK	SURVL	TØTAL	W/QC	DIFF	%TOTAL	%NURSERY
8	1.000	99.69	64.61	35.08	35.19	47.87
1	0.00	0.00-	0.0			
2	0.00	0.00	0.0			
3	0.01	0.01	0.0			
4	0.04	0.04	0.0			
5	0.13	0.13-	0.0			
6	0.35	0.35-	0.0			
7	0.77	0.77-	0.0			
8	1.44	1.44	0.0			
9	2.36	2.36-	0.0			
10	3.46	3.46	0.0			
11	37.07	27.86	24.8			
12	27.79	13.35	51.9			
13	13.99	7.45	46.7			
14	6.86	3.96	42.3			
15	3.21	1.97	38.6			
16	1.42	0.91	35.7			
17	0.58	0.39	33.4			
18	0.20	0.14	31.9			
19	0.05	0.03	31.2			

WEEK	SURVL	TØTAL	W/QC	DIFF	%TOTAL	%NURSERY
1	1.000	100.00	97.30	2.70	2.70	17.50
1	1.12	1.12-	0.0			
2	3.72	3.72-	0.0			
3	6.31	6.31-	0.0			
4	7.75	7.75-	0.0			
5	8.23	8.23	0.0			
6	8.32	8.32	0.0			
7	8.33	8.33	0.0			
8	8.33	8.33-	0.0			
9	8.33	8.33-	0.0			
10	8.33	8.33-	0.0			
11	16.00	15.96	0.2			
12	9.40	7.45	20.8			
13	4.19	3.61	13.8			
14	1.31	1.19	8.9			
15	0.28	0.27	5.7			
16	0.04	0.04	3.6			
17	0.00	0.00	1.8			
18	0.00	0.00	0.3			
19	0.00	0.00-	0.0			

Run #62

WEEK	SURVL	TØTAL	W/QC	DIFF	%TOTAL	%NURSERY
2	1.000	99.99	94.08	5.92	5.92	23.28
1	0.18	0.18-	0.0			
2	0.97	0.97-	0.0			
3	2.59	2.59	0.0			
4	4.64	4.64	0.0			
5	6.42	6.42	0.0			
6	7.54	7.54	0.0			
7	8.08	8.08	0.0			
8	8.27	8.27	0.0			
9	8.32	8.32-	0.0			
10	8.33	8.33	0.0			
11	19.97	19.80	0.8			
12	12.96	9.51	26.7			
13	6.88	5.37	22.0			
14	3.13	2.58	17.7			
15	1.20	1.03	14.0			
16	0.38	0.34	11.1			
17	0.10	0.09	8.8			
18	0.02	0.02	7.0			
19	0.00	0.00	5.8			

WEEK	SURVL	TØTAL	W/QC	DIFF	%TOTAL	%NURSERY
3	1.000	99.94	90.07	9.87	9.87	27.21
1	0.03	0.03	0.0			
2	0.25	0.25	0.0			
3	0.89	0.89-	0.0			
4	2.10	2.10-	0.0			
5	3.74	3.74	0.0			
6	5.41	5.41-	0.0			
7	6.74	6.74	0.0			
8	7.60	7.60	0.0			
9	8.04	8.04	0.0			
10	8.24	8.24-	0.0			
11	22.29	21.84	2.0			
12	16.31	11.29	30.8			
13	9.50	6.95	26.8			
14	4.99	3.84	23.1			
15	2.34	1.88	19.7			
16	0.98	0.81	16.9			
17	0.36	0.31	14.4			
18	0.12	0.10	12.5			
19	0.03	0.03	11.4			

WEEK	SURVL	TØTAL	W/QC	DIFF	%TOTAL	%NURSERY
4	1.000	99.78	85.44	14.34	14.37	30.55
1	0.01	0.01-	0.0			
2	0.07	0.07	0.0			
3	0.30	0.30-	0.0			
4	0.87	0.87	0.0			
5	1.89	1.89-	0.0			
6	3.28	3.28	0.0			
7	4.78	4.78-	0.0			
8	6.12	6.12-	0.0			
9	7.12	7.12-	0.0			
10	7.75	7.75	0.0			
11	23.73	22.79	4.0			
12	19.06	12.48	34.5			
13	11.82	8.21	30.6			
14	6.75	4.93	27.0			
15	3.53	2.68	23.9			
16	1.69	1.33	21.2			
17	0.73	0.60	18.9			
18	0.28	0.23	17.1			
19	0.08	0.06	16.2			

WEEK	SURVL	TØTAL	W/QC	DIFF	%TOTAL	%NURSERY
5	1.000	99.48	80.38	19.10	19.20	33.64
1	0.00	0.00-	0.0			
2	0.02	0.02	0.0			
3	0.11	0.11-	0.0			
4	0.37	0.37	0.0			
5	0.92	0.92	0.0			
6	1.84	1.84-	0.0			
7	3.08	3.08	0.0			
8	4.45	4.45	0.0			
9	5.73	5.73	0.0			
10	6.77	6.77	0.0			
11	24.43	22.74	6.9			
12	21.15	13.09	38.1			
13	13.69	9.05	33.9			
14	8.27	5.77	30.3			
15	4.63	3.37	27.2			
16	2.41	1.81	24.6			
17	1.15	0.89	22.4			
18	0.47	0.38	20.9			
19	0.13	0.11	20.1			

WEEK	SURVL	TØTAL	W/QC	DIFF	%TOTAL	%NURSERY
6	1.000	99.05	75.12	23.93	24.16	36.63
1	0.00	0.00	0.0			
2	0.01	0.01-	0.0			
3	0.04	0.04	0.0			
4	0.16	0.16	0.0			
5	0.46	0.46-	0.0			
6	1.02	1.02	0.0			
7	1.91	1.91	0.0			
8	3.06	3.06-	0.0			
9	4.34	4.34-	0.0			
10	5.55	5.55	0.0			
11	24.61	21.89	11.1			
12	22.58	13.16	41.7			
13	15.06	9.48	37.1			
14	9.46	6.32	33.3			
15	5.56	3.88	30.1			
16	3.05	2.21	27.5			
17	1.53	1.14	25.5			
18	0.66	0.50	24.1			
19	0.19	0.14	23.4			

WEEK	SURVL	TØTAL	W/QC	DIFF	%TOTAL	%NURSERY
7	1.000	98.52	69.86	28.66	29.09	39.62
1	0.00	0.00-	0.0			
2	0.00	0.00-	0.0			
3	0.02	0.02	0.0			
4	0.08	0.08-	0.0			
5	0.24	0.24	0.0			
6	0.58	0.58	0.0			
7	1.19	1.19-	0.0			
8	2.08	2.08-	0.0			
9	3.19	3.19	0.0			
10	4.40	4.40	0.0			
11	24.69	20.61	16.5			
12	23.43	12.81	45.3			
13	15.93	9.53	40.2			
14	10.27	6.57	36.1			
15	6.23	4.19	32.8			
16	3.54	2.47	30.2			
17	1.83	1.32	28.2			
18	0.81	0.59	26.9			
19	0.23	0.17	26.3			

WEEK	SURVL	TØTAL	W/QC	DIFF	%TOTAL	%NURSERY
8	1.000	97.92	64.76	33.16	33.86	42.60
1	0.00	0.00-	0.0			
2	0.00	0.00	0.0			
3	0.01	0.01	0.0			
4	0.04	0.04	0.0			
5	0.13	0.13-	0.0			
6	0.35	0.35-	0.0			
7	0.77	0.77-	0.0			
8	1.44	1.44	0.0			
9	2.36	2.36-	0.0			
10	3.46	3.46	0.0			
11	25.06	19.29	23.0			
12	23.85	12.18	48.9			
13	16.34	9.27	43.3			
14	10.71	6.55	38.8			
15	6.63	4.28	35.4			
16	3.84	2.59	32.7			
17	2.03	1.40	30.7			
18	0.90	0.63	29.5			
19	0.25	0.18	28.9			
19	0.00	0.00	10.2			

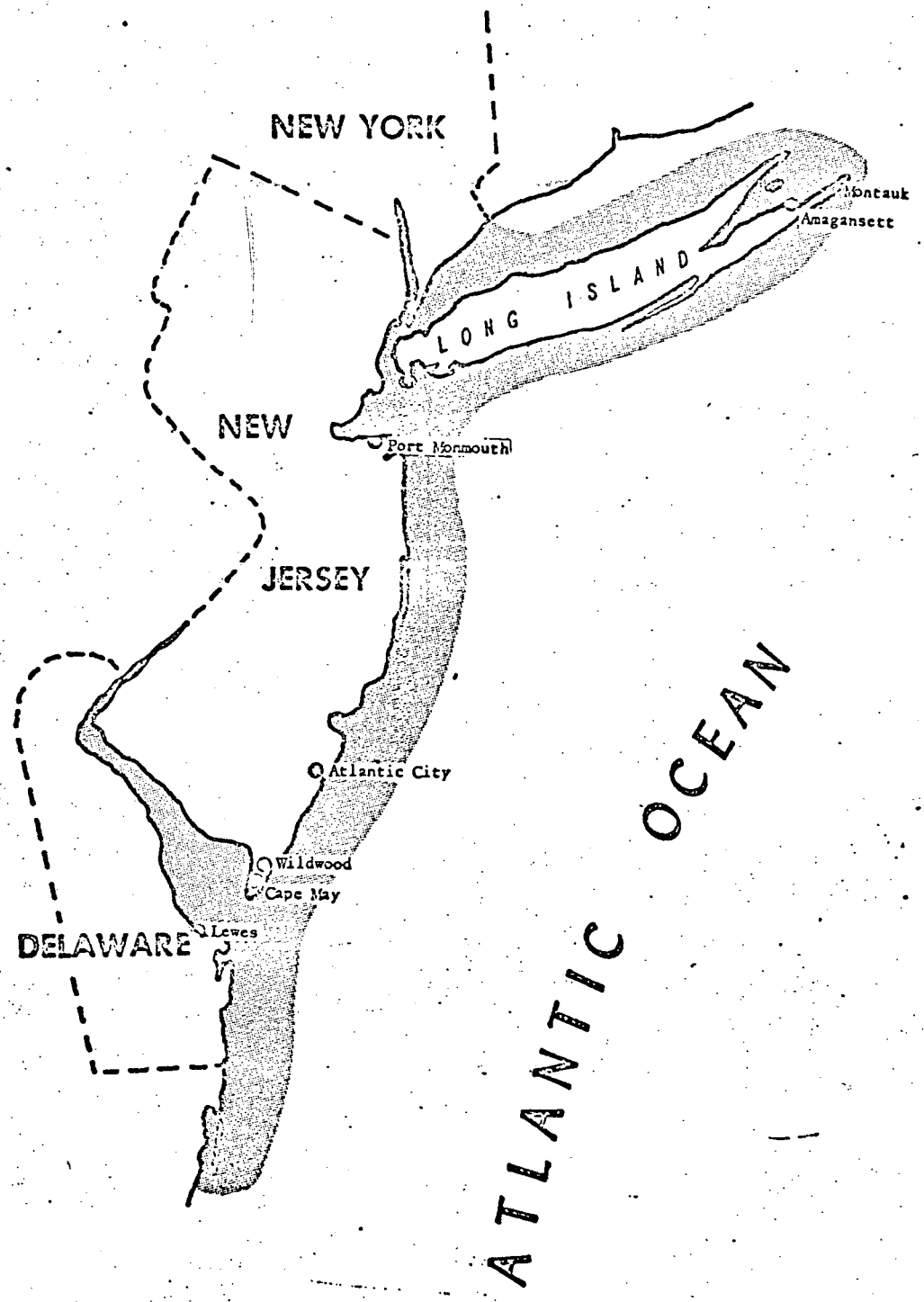

MIDDLE ATLANTIC STATES

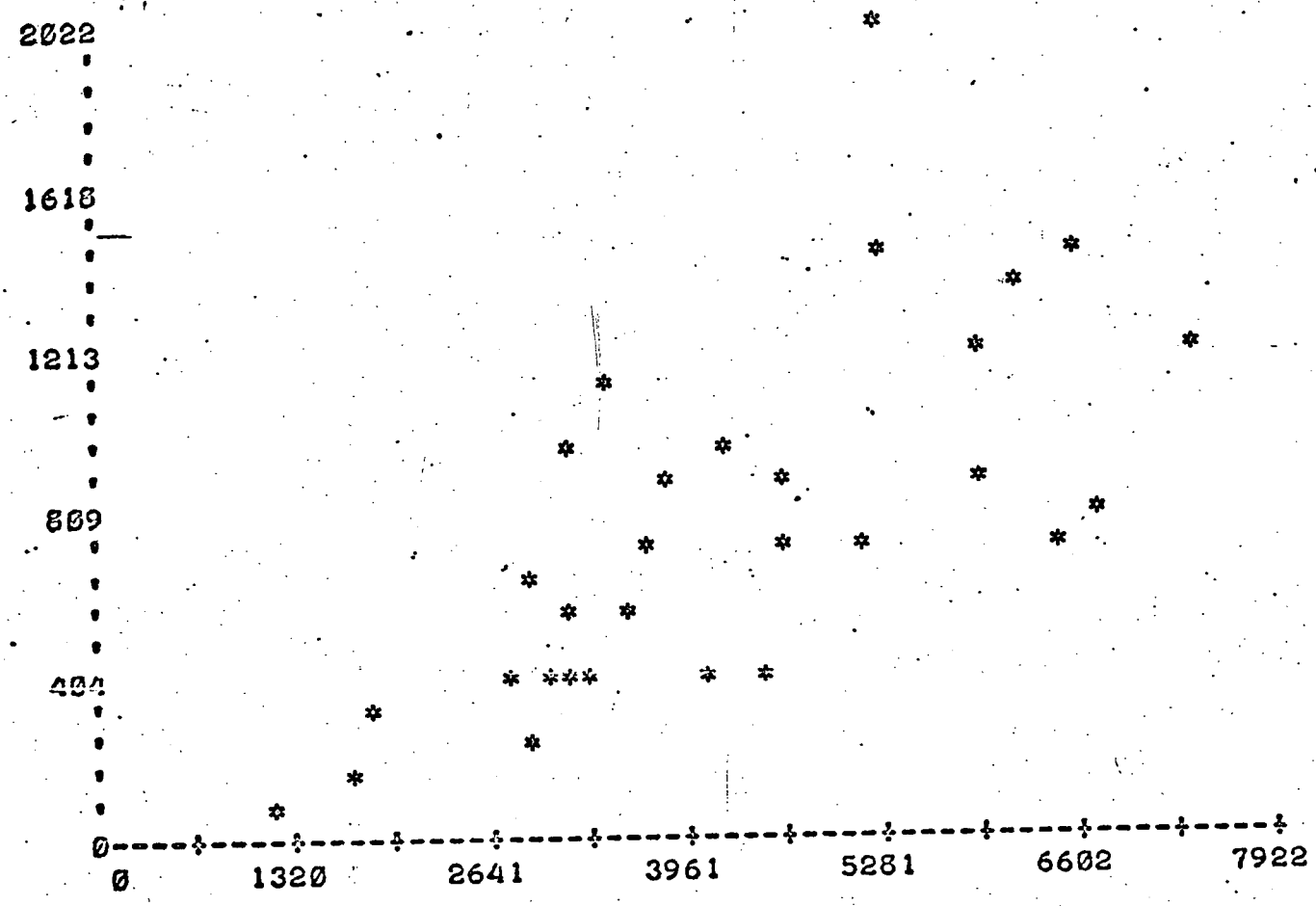

X IS CHESAPEAKE-CATCH
Y IS ATLANTIC(MID)-CATCH-SAME-YEAR

Y = - 42.269+ 0.203X

0.93783 = COEFFICIENT OF SIMPLE CORRELATION

0.75730 = CORRELATION COEFFICIENT FOR REGRESSION
0.57350 = COEFFICIENT OF DETERMINATION = R SQUARE
0.42650 = PROPORTION OF VARIATION NOT EXPLAINED BY REGRESSION

NUMBER OF DATA SETS = 33

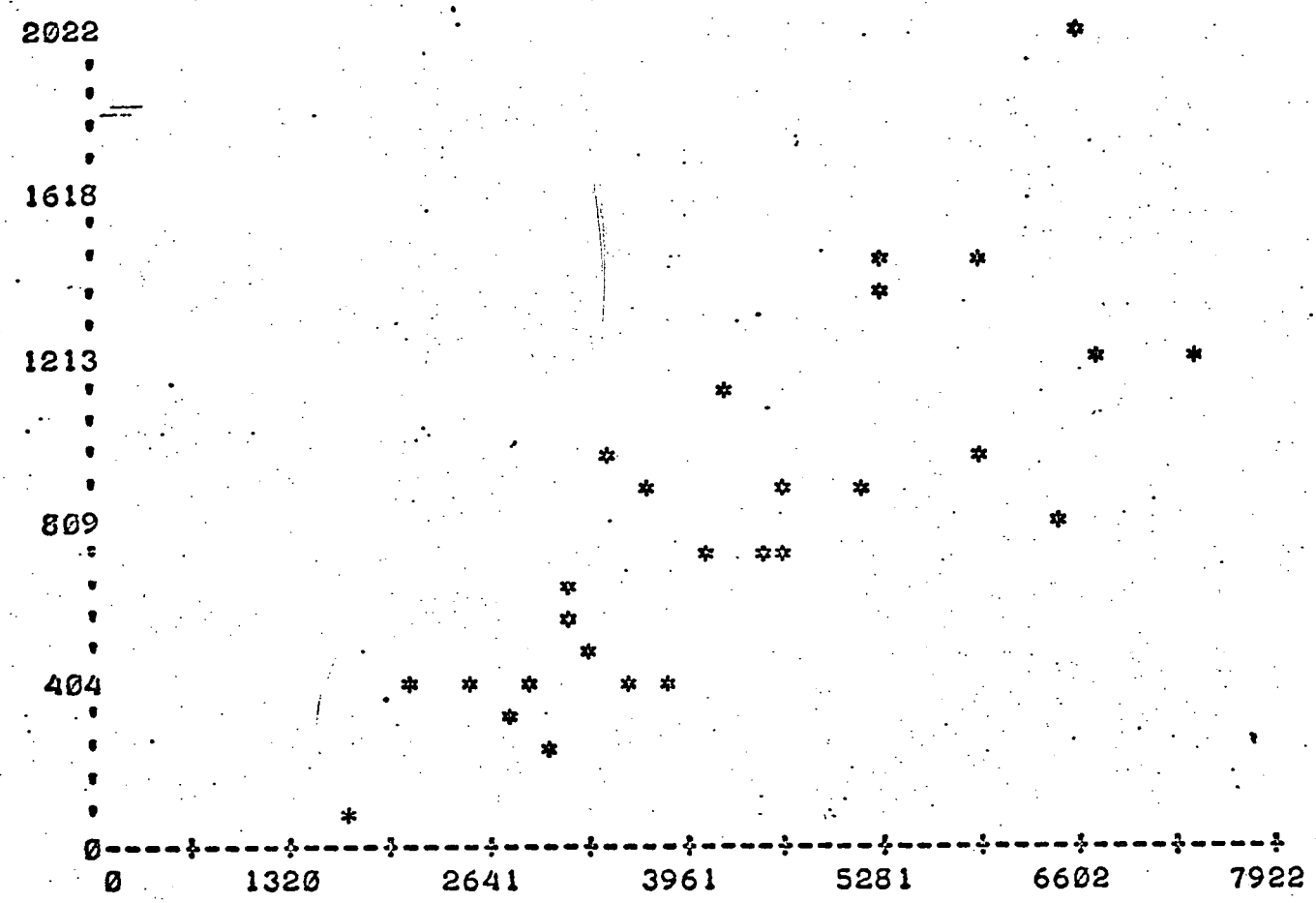

(IS CHESAPEAKE-CATCH
(IS ATLANTIC(MID)-CATCH-1-YEAR-LATER

(= - 156.518+ 0.237X

0.95948 = COEFFICIENT OF SIMPLE CORRELATION

0.85500 = CORRELATION COEFFICIENT FOR REGRESSION
0.73102 = COEFFICIENT OF DETERMINATION = R SQUARE
0.26898 = PROPORTION OF VARIATION NOT EXPLAINED BY REGRESSION

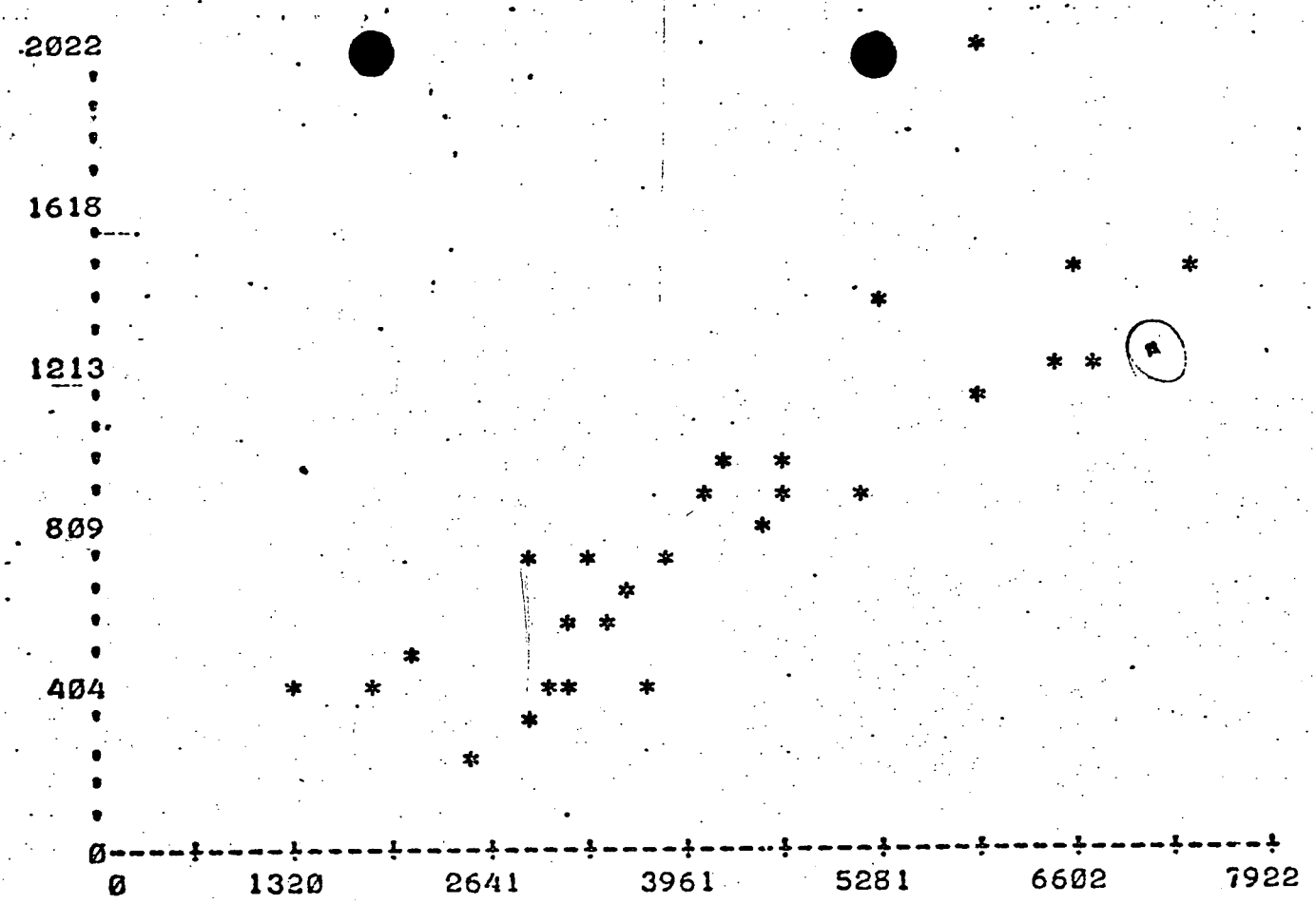

X IS CHESAPEAKE-CATCH
Y IS ATLANTIC(MID)-CATCH-2-YEARS-LATER

Y = - 152.228+ 0.245X

0.97248 = COEFFICIENT OF SIMPLE CORRELATION

0.90000 = CORRELATION COEFFICIENT FOR REGRESSION
0.81000 = COEFFICIENT OF DETERMINATION = R SQUARE
0.19000 = PROPORTION OF VARIATION NOT EXPLAINED BY REGRESSION

NUMBER OF DATA SETS = 31

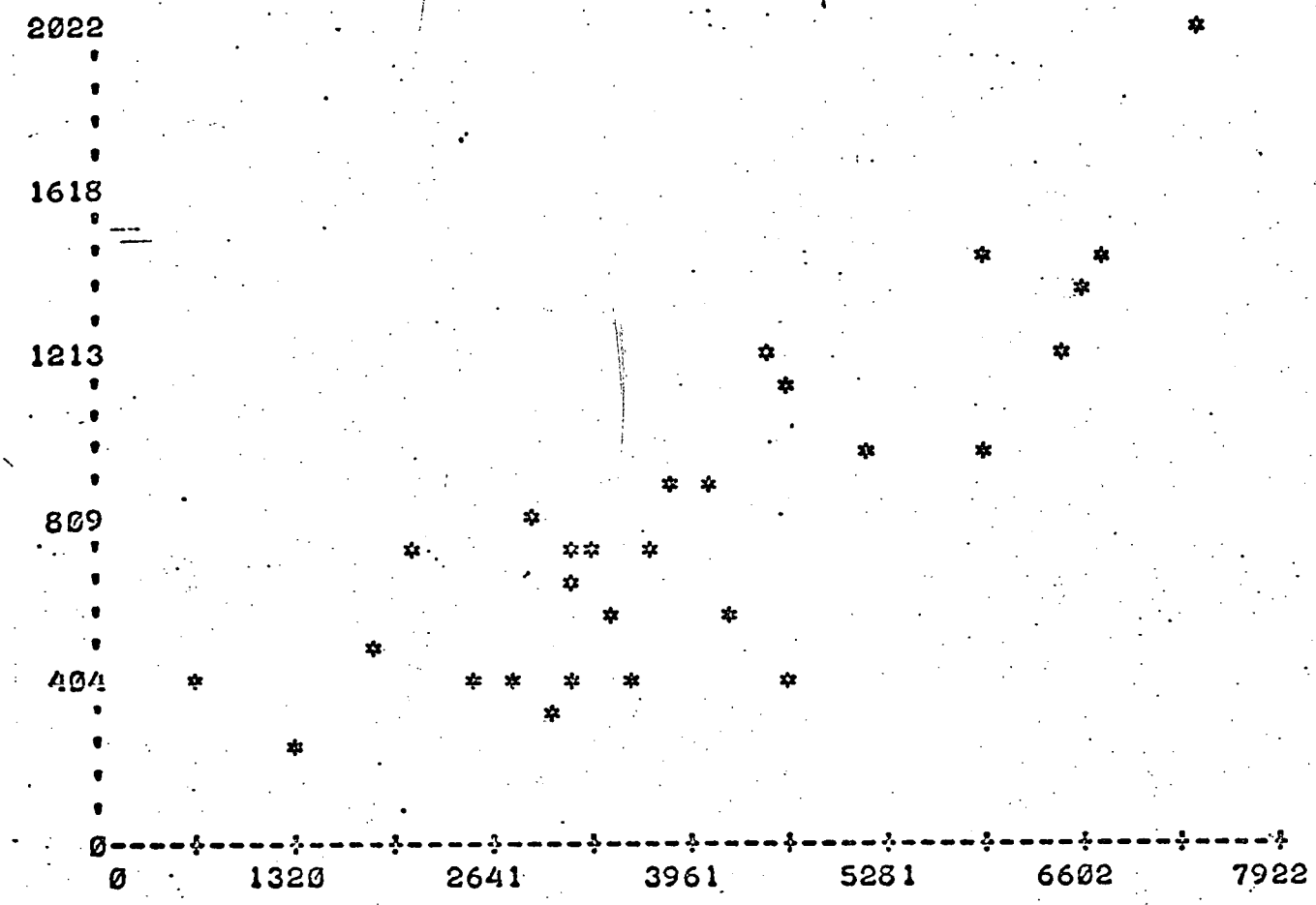

IS CHESAPEAKE-CATCH
IS ATLANTIC(MID)-CATCH-3-YEARS-LATER

= - 45.327+ 0.225X

).96895 = COEFFICIENT OF SIMPLE CORRELATION

).86512 = CORRELATION COEFFICIENT FOR REGRESSION
).74843 = COEFFICIENT OF DETERMINATION = R SQUARE
).25157 = PROPORTION OF VARIATION NOT EXPLAINED BY REGRESSION

IMBER OF DATA SETS = 30

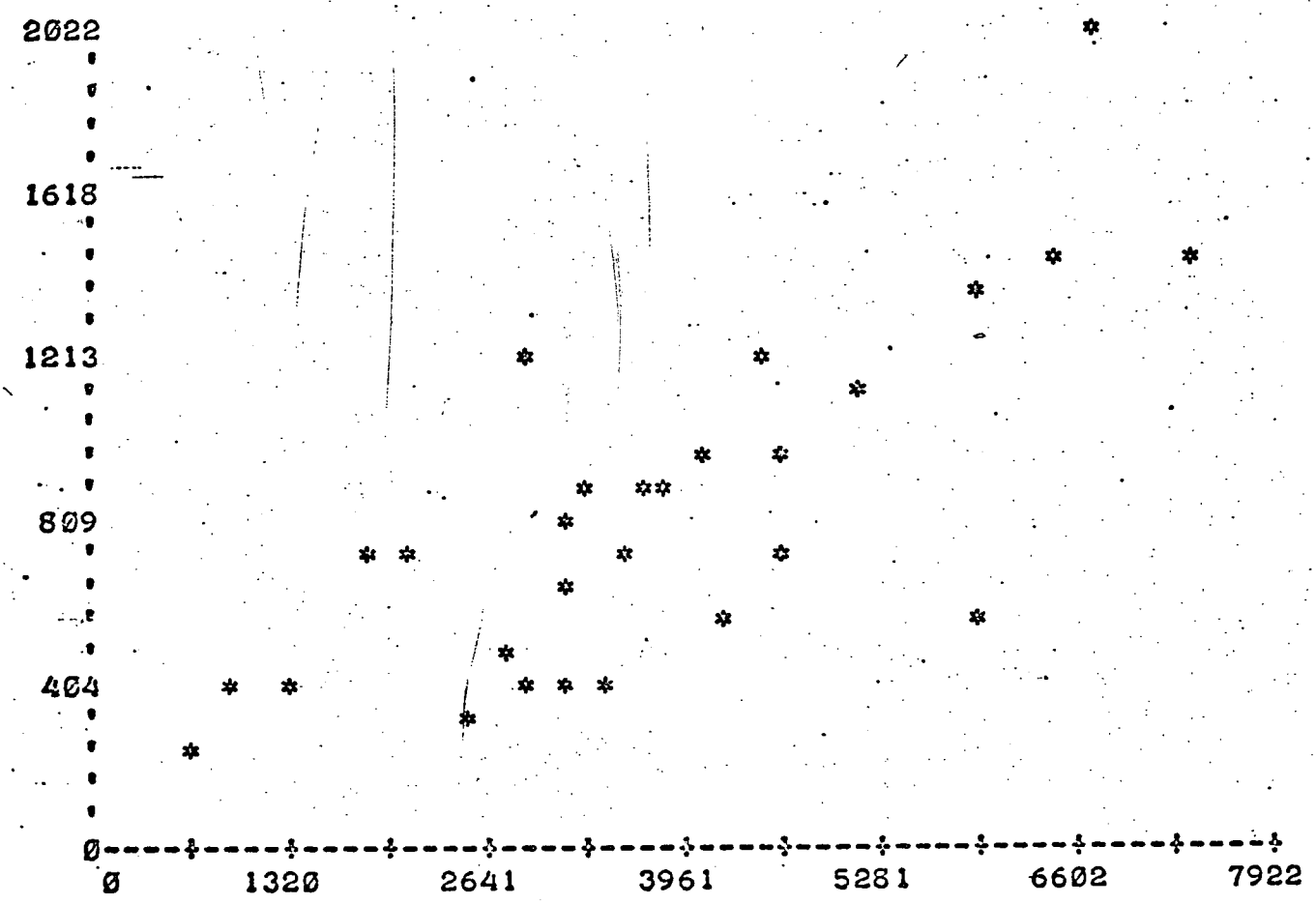

IS CHESAPEAKE-CATCH
IS ATLANTIC(MID)-CATCH-4-YEARS-LATER

= 127.096+ 0.197X

0.95906 = COEFFICIENT OF SIMPLE CORRELATION

0.79088 = CORRELATION COEFFICIENT FOR REGRESSION
0.62550 = COEFFICIENT OF DETERMINATION = R SQUARE
0.37450 = PROPORTION OF VARIATION NOT EXPLAINED BY REGRESSION

JMBER OF DATA SETS = 29