

2007 to 2009 Surface Water Quality Data for Monitoring Station 20213

<u>Contents</u>	<u>Page</u>
Station 20213 Water Quality Data (January 2007 - August 2009).....	1
Station 20213 pH.....	2
Station 20213 Temperature.....	3
Station 20213 DO.....	4
Station 20213 Chlorides.....	5
Station 20213 Sulfate.....	6
Station 20213 TDS.....	7
Station 20213 E. Coli.....	8

Station 20213 Water Quality Data
(January 2007 - August 2009)

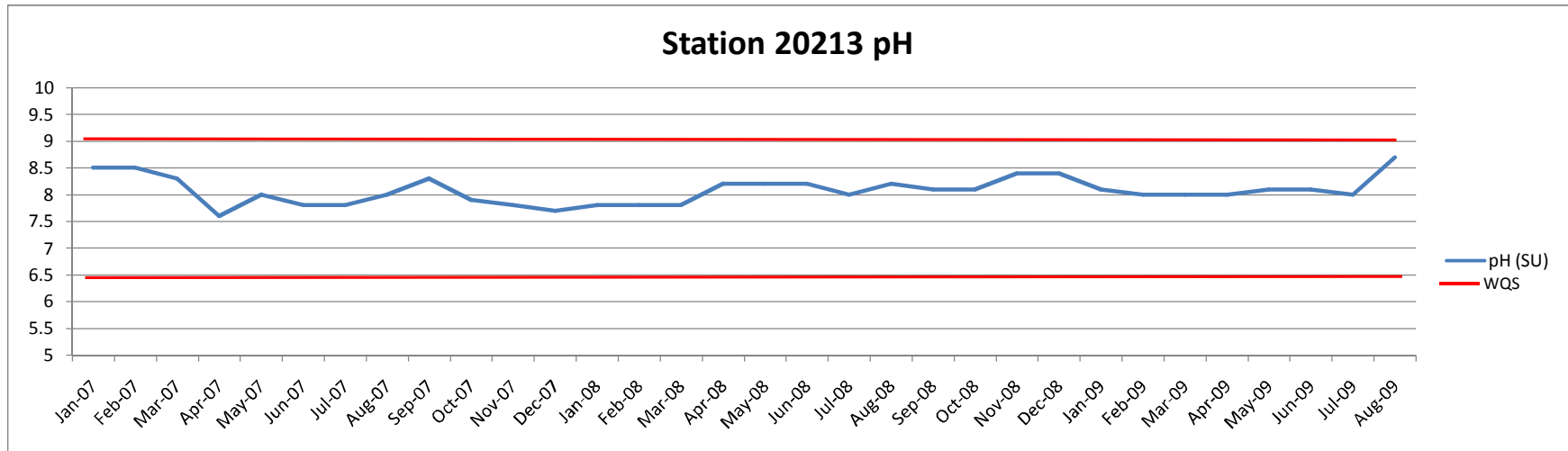
Parameter	pH	Temp °F	DO	Chlorides	E Coli	TDS	Sulfate
Water Quality Standard	6.5 to 9.0	91	3.0	750	126/200	1600	380
Jan-07	8.5	51.98	11.8	653.18	43	1584	265.69
Feb-07	8.5	44.60	12.8	327.45	10	958	140.27
Mar-07	8.3	68.54	9.5	538.21	25	1336	214.01
Apr-07	7.6	66.20	8	163.42	81	532	78.24
May-07	8	72.68	8.2	362.67	36	984	150.47
Jun-07	7.8	77.00	7.3	341.60	31	1006	139.22
Jul-07	7.8	83.66	7.9	330.57	110	964	129.8
Aug-07	8	83.84	7.5	325.54	2000	918	128.43
Sep-07	8.3	84.92	8.5	278.20	110	814	108.38
Oct-07	7.9	70.16	7.6	250.82	330		109.42
Nov-07	7.8	68.54	8.1	343.02	8	1014	157.46
Dec-07	7.7	52.88	-	275.72	15	902	131.59
Jan-08	7.8	39.74	12.3	261.63	3	940	133.56
Feb-08	7.8	62.96	8.8	283.44	35	888	-
Mar-08	7.8	51.80	9.9	236.80	98	790	112.54
Apr-08	8.2	64.94	8.7	208.53	100	717	120.13
May-08	8.2	76.10	8.6	180.89	34	646	95.53
Jun-08	8.2	81.14	7.4	163.23	3	613	-
Jul-08	8.0	81.32	7.1	193.84	4	641	98.95
Aug-08	8.2	87.62	7.2	274.07	8	-	137.18
Sep-08	8.1	77.00	7.1	284.36	5	826	127.59
Oct-08	8.1	69.44	7.6	312.52	17	900	139.95
Nov-08	8.4	68.18	9.3	344.32	8	942	148.23
Dec-08	8.4	50.72	11.0	378.77	13	1036	190.9
Jan-09	8.1	46.04	11.0	365.09	54	992	187.71
Feb-09	8.0	46.94	12.1	429.52	4	1120	226.8
Mar-09	8.0	51.44	10.6	381.85	14	1041	183.29
Apr-09	8.0	61.34	9.1	330.96	33	931	178.46
May-09	8.1	73.40	7.8	329.31	-	955	164.87
Jun-09	8.1	80.78	8.2	351.38	23	965	170.52
Jul-09	8.0	87.44	7.4	432.89	130	1152	203.45
Aug-09	8.7	90.50	9.6	333.10	9	871	157.76

Minimum	7.6	39.74	7.1	163.23	3	532	78.24
Maximum	8.7	90.5	12.8	653.18	2000	1584	265.69

Average	8.08	67.93	8.97	320.84	109.48	932.60	151.01
---------	------	-------	------	--------	--------	--------	--------

- No Data

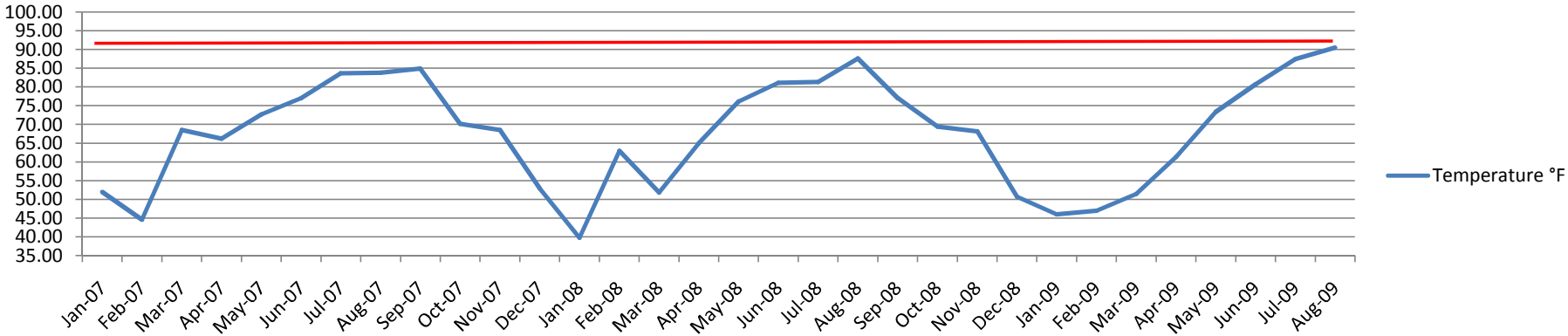
Station 20213 Water Quality Data
(January 2007 - August 2009)



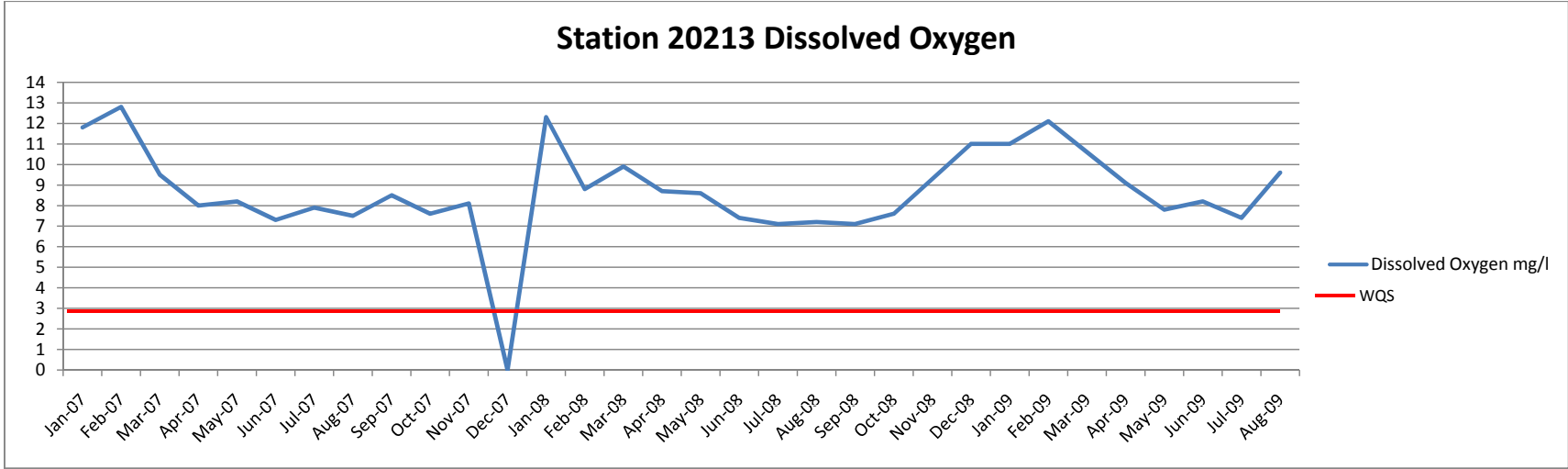
Notes:

WQS = Water Quality Standard for Segment 1204

Station 20213 Temperature

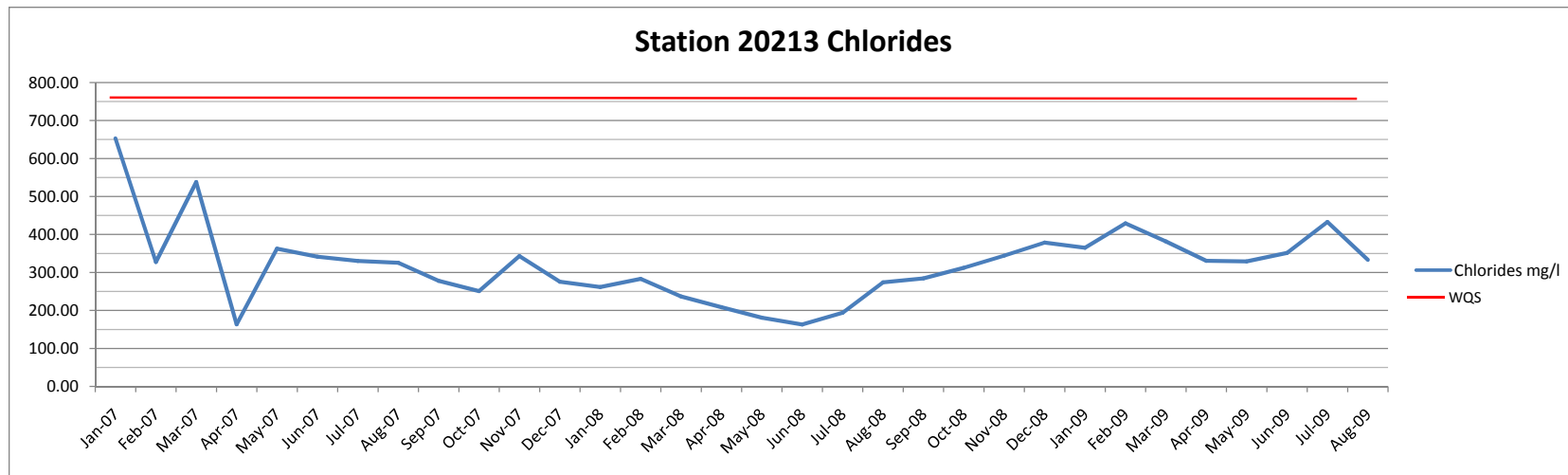


Station 20213 Water Quality Data
(January 2007 - August 2009)



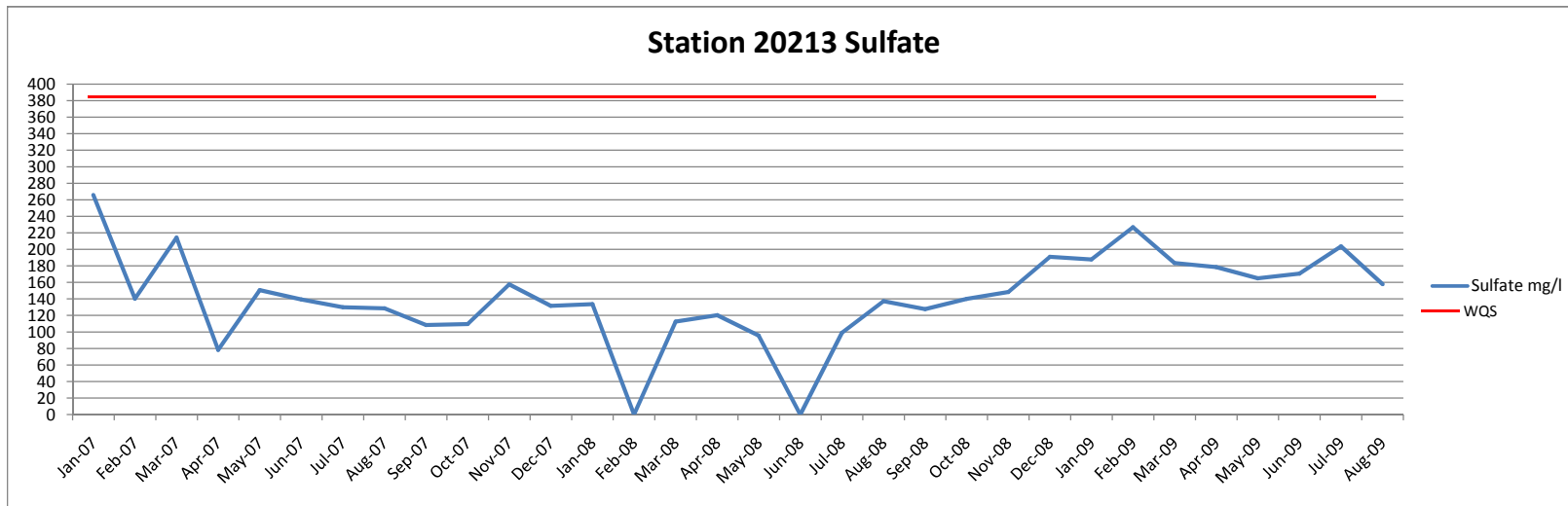
Notes:
WQS = Water Quality Standard for Segment 1204

Station 20213 Water Quality Data
(January 2007 - August 2009)



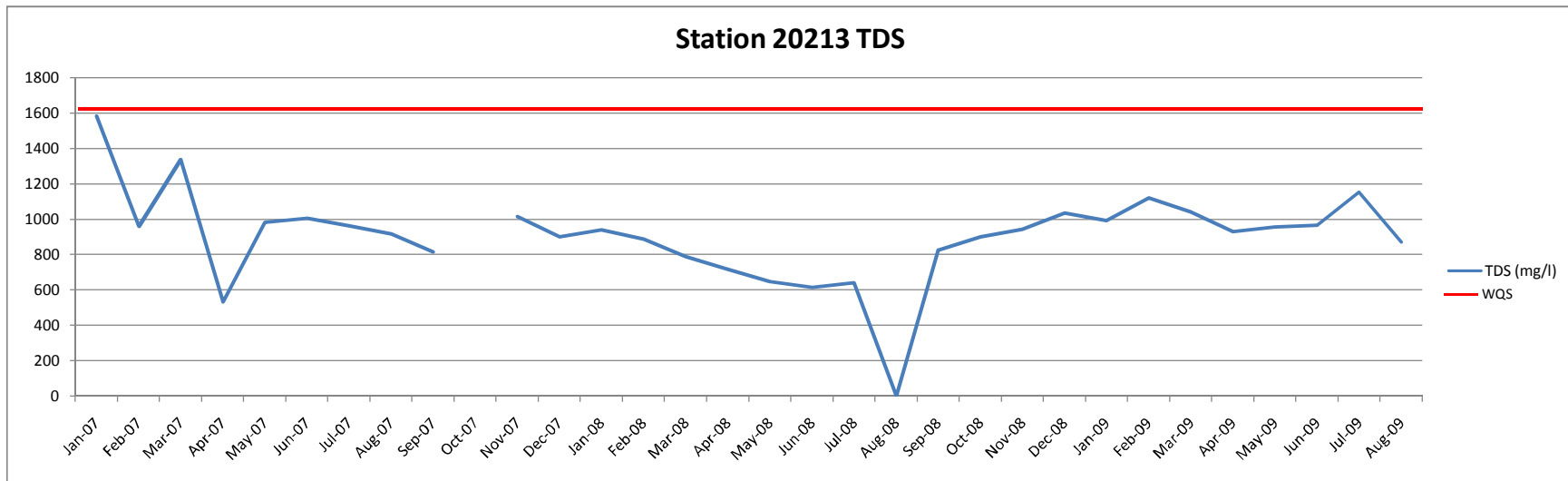
Notes:
WQS = Water Quality Standard for Segment 1204

Station 20213 Water Quality Data
(January 2007 - August 2009)



Notes:
WQS = Water Quality Standard for Segment 1204

Station 20213 Water Quality Data
(January 2007 - August 2009)



Notes:
WQS = Water Quality Standard for Segment 1204

Station 20213 Water Quality Data
(January 2007 - August 2009)

