





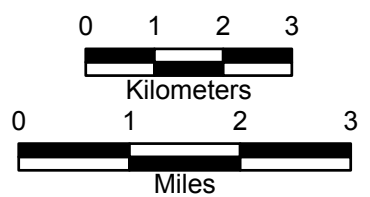


**LEGEND**

-  Safety-Related Structure
-  River and Stream
-  Lake and Pond
-  Subbasin
-  LNP Site Boundary
-  County Boundary



Progress Energy Florida  
**Levy Nuclear Plant  
 Units 1 and 2  
 Part 3, Environmental Report**

LNP Site Subbasin Drainage Areas

FIGURE 5.2-2