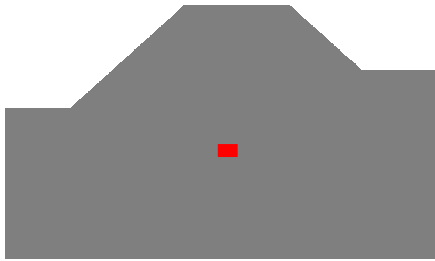



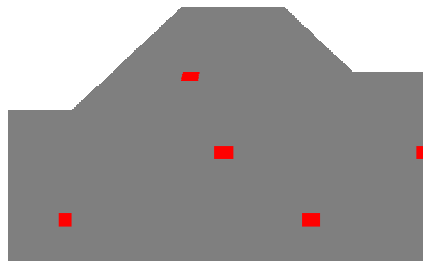
CASE B-2



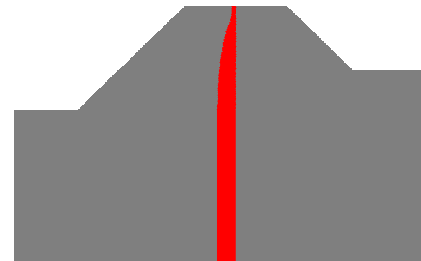
CASE B-3



CASE B-4



CASE B-5



Note:

This Figure presents a conceptual design that was developed for COL Application. Detailed design will be completed prior to construction, and the dimensions and quantities shown herein are subject to change at that time.

Progress Energy Florida
Levy Nuclear Plant
Units 1 and 2
Part 2, Final Safety Analysis Report

RCC Elastic Stress Analysis
Example Cases for Cavity Placement
Figure 2.5.4.5-204