

TENNECO Site

12/10/98

Room: cpa - 1st Fl.
1 min. cts.

Area ~ 70 m²


7 x 10 x 3

FLOOR (1796) - Concrete

Walls (1943) - Brick

Girders (1657)

| | | | |
|-----|------|------|-----|
| 1) | 414 | 1621 | 255 |
| 2) | 473 | 661 | 283 |
| 3) | 542 | 1304 | 272 |
| 4) | 670 | 1642 | 293 |
| 5) | 540 | 858 | 297 |
| 6) | 948 | 1239 | |
| 7) | 1017 | 1218 | |
| 8) | 484 | 855 | |
| 9) | 518 | 2757 | |
| 10) | 642 | | |
| 11) | 593 | | |



Southwest corner wall

Converter Room 3rd floor

Floor (concrete)

Walls

1) 448

1) 1163 brick

2) 871

2) 550 BRICK

3) 749

3) 599 BRICK

4) 509 Terra Cotta

5) 553 brick

Center Room - First Floor

Floor - Concrete.

Walls - Brick

1) 502

716

2) 436

574

3) 546

553

4) 591

5) 893

Converter Room - 1st Fl.

Machinery Mounts - Concrete

Walls - Brick

Girders

1) 380

768

501

2)

1052

3)

2044

Bldg 12A

Floors - Concrete

Girders

1) 378

406

212

2) 416

245

12/9/98

054810

43-68 probe

054829

2221 scaler

011847

Ludlum PR-4970 ^{gas} cart

Th-230

81 Tc-99

Sources

HU C/SM

| | |
|-----------------|---------------------------|
| 1000 | 0 |
| 1050 | 8 |
| 1100 | 787 |
| 1125 | 1085 |
| 1150 | 1365 |
| <u>1175</u> | 1425 |
| 1200 | 1434 > |
| 1225 | 1491 |
| 1250 | 1517 |
| 1300 | 1493 |
| 1350 | 1583 |
| 1400 | 1527 |
| 1500 | 1720 |
| 1600 | 2662 |
| 1700 | 3332 |
| 1725 | 3481 3511 |
| 1750 | 3515 3477 } ← <u>1750</u> |
| 1775 | 3489 3569 |
| 1800 | 3480 3598 3640 |
| 1850 | 4270 |
| 1900 | 5659 |
| 1950 | 16919 |

Tc-99 Source

10860 dpm

Cpm / 100cm²

1) 2952

2) 3116

3) 3100

AVG = 3056

EFF = 28%

20 to 25 minutes

1) 2935

2) 2963

3) 2925

AVG = 2941

EFF = 27%

Center Room - 2nd Floor

Floors - Diamond Plate

- 1) 597
- 2) 423
- 3) 480
- 4) 444
- 5) 713

Walls - Bricks

- 563
- 580
- 535

Convert Room - 2nd Fl.

Floors - Diamond Plate

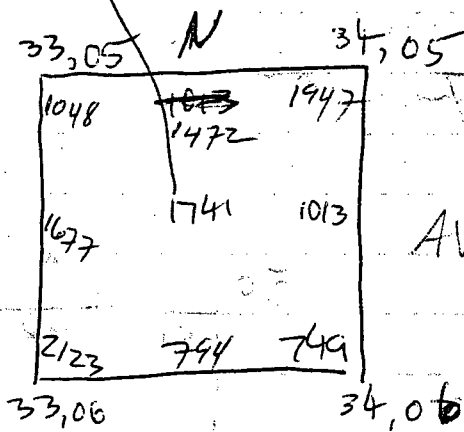
- 1) 1545
- 2) 1741

Walls

- 1015 - Brick
- 558 - Terra
- 845 - Terra
- 545 - Terra
- 593 - Brick
- 594 - Brick

Girders

4500



AVG = 1396

- 3) 840 - Tile/Terra
- 4) 382 - DIP
- 5) 681 - "

Room: Scale Room - 1st Fl.

Floor - Concrete Walls - Brick



- 1) 538 610
- 2) 785 620
- 3) 1063 611

Room: CPR - 2nd Floor

Floor - Diamond Plate Walls - Brick Girders

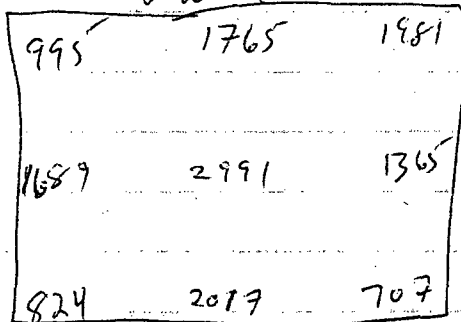
- 1) 1445 1083 788
- 2) 1422 844
- 3) 1820 748

North Northwest corner



- 4) 824
- 5) 1302
- 6) 2991

NW corner



AVG 1593

5.09

6.09

12/10/98

054810

43-68 probe

054829

22214 scaler

011847

PR-4970 Gas Cart

HV setting 1750

TC-99 source (10860 dpm)

EFF. cpm/100 cm²

Bkd cpm/100 cm²

1) 3103

(2403) [3090]

concrete floor

2) 3116

(2405) [3091]

1) ~~357~~ 357

3) 3030

(2377) [3138]

2) ~~368~~ 368

AVG. = 3083

(2395) [3106]

3) ~~373~~ 373

EFF. = 28.39%

(22.05%)

Σ28.6%

AVG. ~~366~~ 366

EFF.

Terracote

Brick wall

1) 626

1) 488

2) 719

2) 508

3) 655

3) 544

AVG. 667

AVG. 513

EFF.

EFF.

Steel Girders

Diamond Plate

1) ~~211~~ 211

1) 247

2) ~~188~~ 188

2) 266

3) 221

3) 236

AVG. 207

AVG. 250

EFF.

EFF.

cpm limits for 5000 dpm/100 cm² [EFF. * 5000] 1430

Floor 1796 ; Brick 1943 ; Diamond Plate 1680 ; Terr. 2097 ; Steel Girder 1657

