Physics Consultants Incorporated

22 Poillon Avenue, Staten Island, New York 10312

Ph: (718) 317-0062 **Fax: (718) 317-6344** **email: Sreepci@aol.com**

Sree Murthy, M.S.
Medical Physicist
Cell: (917) 612-0954

June 29, 2009

Br. 2

US Nuclear Regulatory Commission
Region 1
475 Allendale Road
King of Prussia, Pennsylvania 19406-1415

RECEIVED
REGION 1
2009 JUL -6 AM 7:42

Dear Sir/Madam:

I am the consulting Physicist for:

Bergenline X-Ray Diagnostic Center
402, 43rd Street,
Union City, New Jersey 07087
NRC License # 29-30472-01 Expires on Jan. 21, 2019. 03034820

The facility has decided to cease its operation on Nuclear Imaging. Accordingly the facility has disposed off all the radioactive materials properly by letting Nuclear Diagnostic Products acquire them. An acknowledgement source receipt by the RSO of the same has been attached for your review.

Also attached is the final decommissioning report for the facility and the same copy has been finished to the RSO of the facility.

In case you have any questions or comments regarding this communiqué, I can be reached at (718) 317-0062 or at my cell # (917) 612-0954.

Sincerely,

Sree Murthy, M.S.
Medical Physicist

I concur with the contents of this letter.

Owner/President: _____ Date: 6/30/09
Mr. Pedro Rodriguez

143895
NMSS/RGN1 MATERIALS-002

Physics Consultants Incorporated

22 Poillon Avenue, Staten Island, New York 10312

Ph: (718) 317-0062 Fax: (718) 317-6344 email: Sreepci@aol.com

Sree Murthy, M.S.
Medical Physicist
Cell: (917) 612-0954

June 29, 2009

US Nuclear Regulatory Commission
Region 1
475 Allendale Road
King of Prussia, Pennsylvania 19406-1415

Dear Sir/Madam:

I am the consulting Physicist for:

Bergenline X-Ray Diagnostic Center
402, 43rd Street,
Union City, New Jersey 07087
NRC License # 29-30472-01 Expires on Jan. 21, 2019.

The facility has decided to cease its operation on Nuclear Imaging. Accordingly the facility has disposed off all the radioactive materials properly by letting Nuclear Diagnostic Products acquire them. An acknowledgement source receipt by the RSO of the same has been attached for your review.

Also attached is the final decommissioning report for the facility and the same copy has been finished to the RSO of the facility.

In case you have any questions or comments regarding this communiqué, I can be reached at (718) 317-0062 or at my cell # (917) 612-0954.

Sincerely,

Sree Murthy, M.S.
Medical Physicist

I concur with the contents of this letter.

Owner/President: _____ Date: _____
Mr. Pedro Rodriguez

NUCLEAR DIAGNOSTIC PRODUCTS

Service • Experience • Reliabili

June 26, 2009

Bergen Line X-ray
402, 43rd Street
Union City, NJ
07087
Attn: Sree Murthy/ Martha
Nuclear Medicine Dept.

This letter serves to acknowledge receipt of the following Sealed Sources sent from your establishment for disposal
Co-57 E-vial Source, Serial # BM0657035-39 Cal date: 06/26/06
Co-57 E-vial Source, Serial # BM06E-57-62-27 Cal date: 04/04/08
Co-57 Rod Cal Date: 01/06/1999
Co-57 Flood Source Serial # BM0120755 Cal date: 06/01/08
Co-57 Flood Source Serial # 000029870 Cal date: 10/28/02
Co-57 Flood Source serial # S8400918-02 Cal date: 01/15/1999
Cs-137 E-vial Source serial # BM06E-37-022-14 Cal Date: 03/26/08
Cs-137 E-vial Source serial # S356038-020 Cal date: 12/07/98
Co-57 spot marker Serial # 29590
Co-57 spot marker Serial # 29591
Co-57 spot marker serial # 29592

Please note that while we acknowledge receipt of these sources, we ***did not receive any calibration certificates*** for any of these Sources. Please forward them to me at your earliest convenience. You will be notified when International Isotopes Inc. confirms receipt of these Source for final disposal.

You should maintain a copy of this letter on file for traceability and accountability purposes.

Any questions, please feel free to contact me at (973)-664-9696
Ken Ali RSO
Ken Ali
Radiation Safety Officer
Nuclear Diagnostic Products
101 Roundhill Drive
Rockaway, NJ 07866
Ph. (973)-664-9696
Fax. (973)-664-9699
E-mail: *kena@ndprx.com*

101 Roundhill Drive
Rockaway, New Jersey 07866

(973) 664-9696
(973) 664-9699 Fax

Physics Consultants Incorporated
22 Poillon Avenue • Staten Island • New York 10312

Ph: (718) 317 - 0062
Fax: (718) 317 - 6344
email: SreePCI@Aol.Com

Sree Murthy, M.S.
Medical Physicist

Date: June 20, 2009

Bergenline X-Ray Diagnostic center

402 43rd Street
Union City, New Jersey 07087

Dear Radiation Safety Officer :

All the Radioactive sources that were present at the facility have been shipped to the vendors for proper disposal. Copies of the source receipts have been attached along with this report.

In the accompanying documents, also find the Decommissioning report for the office listed above.

The area that is to be decommissioned was throughly cleaned with soap and water. It was later cleaned with Radia wash. The suspected area was surveyed with the survey meter and wipe test analysis was perfored to further evaluate the level of decontamination. The measured counts was adjested for the background counts and were converted from CPM to DPM.

Additional Comments:

The measured DPM is tabulated in the enclosed report. Please review the results and sign this document. Copy of this report has been submitted to NJ State Bureau of Environmental Radiation protection.

Thank you in advance for your cooperation in this regard. If you have any questions or comments regarding this report, I can be reached at (718) 317 - 0062 and you may beep me at (888) 445 - 0425.

Sincerely,

Sree Murthy, Medical Physicist

Reviewed by:

Dr.Arnold Brenner
Radiation Safety Officer

Decommissioning of Medical Nuclear medicine facility

Hot Lab, Scanner & Stress Rooms

Prepared by :

Sree Murthy, M.S.
Bapu Kable, M.S. &
Richard Tenpenny, M.S., ABMP & ABR certified
Physics Consultants Inc.
22 Poillon Avenue
Staten Island, New York 10312

Ph: (718) 317 - 0062 Fax: (718) 317 - 6344 email: SreePCI@AOL.COM

Quality Control in Nuclear Medicine

Surveyor Information

Surveyor : Sree Murthy M.S., Medical Physicist

Date of Calibration : June 10, 2009

Facility Information

Owner: Bergenline X-Ray Diagnostic center

Radiation Safety Officer : Dr.Arnold Brenner

Address : 402 43rd Street
Union City, New Jersey 07087

Phone # : (732) 442-5444 (732) 442-2626 Fax

Licence # : 29-30472 -01 (NRC) Expires on Jan-21-2019
20930/01/001 NJSL Expires on Oct-31-2013

Equipment Information

Equipment	Manufacturer	Serial #
Well Counter:	Atom Lab 950	2250401051
Dose Calibrator:	Capintec 15 R	153336
Survey Meters:	Ludlum Model 14 C	15-4058

Calibration Sources Inventory

Source	Manufacturer	Serial #
	See attached list	

Survey meters

Item #	Meters	Serial #	Calibration date	Check source Reading	Comments
1	Ludlum Model 14 C with pancake probe	154058	12-May-2008	5.0 mR/hr.	None

Readings for the check source are within 10% of indicated values.

Well Counter Efficency Check

Well Counter: Atom Lab 950

Standard Source: CS-137 10957.50 Half life in days

Source Acivity: 0.218 uCi On Mar 26, 2008

0.212003 uCi On Jun 10, 2009

Background count	Source count	Net count	Counts / uCi
128.0 c.p.m.	2296.0 c.p.m.	2168.0 c.p.m.	1.02E+07

Efficency : 460.64% cpm/dpm

Radiation Contamination Check

Well Counter: Capintec 15 R

Standard Source: Co - 57 270.00 Half life in days

Counting efficency : 460.64% cpm/dpm

Background counts: 128 cpm

Location	Point	Description	Wipe Counts	Removable contamination	
Hot Lab	1	Table top of R.M. Storage area	848 cpm	156 dpm	7.10E-05 uCi
	2	Sink	852 cpm	157 dpm	7.14E-05 uCi
	3	Floor of injection and imaging area	848 cpm	156 dpm	7.10E-05 uCi
	4	Telephone	911 cpm	170 dpm	7.73E-05 uCi
	5	Door knob	915 cpm	171 dpm	7.77E-05 uCi
	6	Used syringe container	912 cpm	170 dpm	7.74E-05 uCi
Scanner Room	1	Scanner Floor	939 cpm	176 dpm	8.00E-05 uCi
	2		932 cpm	175 dpm	7.93E-05 uCi
	3		911 cpm	170 dpm	7.73E-05 uCi
	4		932 cpm	175 dpm	7.93E-05 uCi

ACTION LIMIT: **The removabale contamination must be less than 1000 DPM**

NRC License # : 29-30472 -01 (NRC) State / City License # : 29-30472 -01 (NRC)

Radiation Protection Survey

Survey Meter :	Manufacturer	Model #	Serial #	Probe		Calibration Date
				Type	Serial #	
	Ludlum	14 C		Pancake GM		5/12/2008

Background 0.01 mR/hr.

Location	Point	Description	Reading Range	
			Minimum	Maximum
Hot Lab	1	Table top of R.M. Storage area	0.02 mR/hr.	0.05 mR/hr.
	2	Sink	0.10 mR/hr.	0.20 mR/hr.
	3	Floor of injection and imaging area	0.10 mR/hr.	0.20 mR/hr.
	4	Telephone	0.02 mR/hr.	0.05 mR/hr.
	5	Door knob	0.02 mR/hr.	0.05 mR/hr.
	6	Used syringe container	0.01 mR/hr.	0.03 mR/hr.
Scanner Room	1	Scanner Floor	0.01 mR/hr.	0.04 mR/hr.
	2			
	3			
	4		0.02 mR/hr.	0.04 mR/hr.

ACTION LIMIT: **The radiation level must be less than 2 mR/hr. outside the control area.**

Physics Consultants Incorporated
22 Poillon Avenue • Staten Island • New York 10312

Ph: (718) 317 - 0062
Fax: (718) 317 - 6344
email: SreePCI@Aol.Com

Sree Murthy, M.S.
Medical Physicist

Date: June 20, 2009

Bergenline X-Ray Diagnostic center
Mr. Pedro Jimenez
402 43rd Street
Union City, New Jersey 07087

Dear Radiation Safety Officer :

In the accompanying documents , please find the Quarterly calibration reports for your Medical Nuclear Operation.

In addition to the performed Quarterly Quality control, you must also ensure that the daily and weekly Quality Control checks are performed and documented in appropriate forms. If you have any questions in this regard, please contact our office at once. These Quality control checks include but not limited to: a) Daily constancy check, b) Daily Radiation Survey, c) Daily logging of shipment received and returned (if any), d) Disposable of decayed radioactive waste and proper documentation, d) Weekly wipe tests, e) Self survey for contamination at the end of the day.

Please sign this letter at the bottom of this letter and retain the entire report along with this letter for your permanent record. By placing the signature, you are acknowledging that your have reviewed the QC checks performed and are aware of the comments and recommendations submitted to you.

Additional Comments:

NRC license in being renewed. Application is in.

Thank you in advance for your cooperation in this regard. If you have any questions or comments regarding this report, I can be reached at (718) 317 - 0062 or on my cell at (917) 612 - 0954.

Sincerely,

Sree Murthy, Medical Physicist

Reviewed by:

Dr.Arnold Brenner
Radiation Safety Officer

Quality Control in Nuclear Medicine

Quarterly Physics Report

Prepared by :

Sree Murthy, M.S.
Bapu Kamble, M.S. &
Richard Tenpenny, M.S., ABMP & ABR certified
Physics Consultants Inc.
22 Poillon Avenue
Staten Island, New York 10312

Ph: (718) 317 - 0062 Fax: (718) 317 - 6344 email: SreePCI@AOL.COM

Quality Control in Nuclear Medicine

Surveyor Information

Surveyor : Sree Murthy M.S., Medical Physicist

Date of Calibration : June 10, 2009

Facility Information

Owner: Bergenline X-Ray Diagnostic center

Attention : Mr. Pedro Jimenez

Radiation Safety Officer : Dr.Arnold Brenner

Address : 402 43rd Street
Union City, New Jersey 07087

Phone # : (732) 442-5444 (732) 442-2626 Fax

Licenses # : 29-30472 -01 (NRC) 20930/01/001 NJSL
Expires on Jan-21-2019 Expires on Oct-31-2013

Survey meters

Item #	Meters	Probe Type	Serial #	Calibration date	Check source Reading	Comments
1	Ludlum Model 14 C	44-27	154058	12-May-2008	5.0 mR/hr.	

Readings for the check source are within 10% of indicated values.

Sources Inventory

Item #	Standard Sources	Source Type	Half Life	Manufacturer	Model #	Serial #	Manufactured		Decayed activity On Jun 10, 2009
							Date	Activity	
1	Co 57	Vial	271.00 days	Bench/Mark	BM06E-57	BM0657-035-39	06/26/06	5.210 mCi	0.329 mCi
2	Co 57	Vial	271.00 days	Bench/Mark	BM06E-57	BM06E-57-62-27	04/04/08	5.780 mCi	1.915 mCi
3	Co 57	Rod	271.00 days	Dupont			01/06/99	0.111 uCi	0.000 uCi
3	Co 57	Flood	271.00 days	Bench/Mark	BM01-20	BM01200755	06/01/08	10.000 mCi	3.842 mCi
4	Co 57	Flood	271.00 days	North American	MED 3709	000029870	10/28/02	10.000 mCi	0.021 mCi
5	Co 57	Flood	271.00 days	Dupont	NES 8400	S8400918-02	01/15/99	10.000 mCi	0.001 mCi
6	Cs 137	Rod	10957.5 days	Isotope Products		621-45-3	02/01/99	0.500 uCi	0.394 uCi
7	Cs 137	Vial	10957.5 days	Bench/Mark	BM06E-57	BM06E-37-022-14	03/26/08	0.218 mCi	0.212 mCi
8	Cs 137	Vial	10957.5 days	NES 356		S356038-020	12/07/98	0.226 mCi	0.177 mCi

Sealed sources are stored in hot lab.

Dose Calibrator Accuracy Check

Capintec CRC - 15 R Serial# **153336**

Item #	Standard Sources	Dose Calib. Channel	Decayed activity On Jun 10, 2009	Dose Calibrator reading			Percentage deviation	Adequate ?
1	Co 57		1.915 mCi	1	1.9080	1.9087 mCi	0.31%	Yes
				2	1.9100			
				3	1.9080			
2	Cs 137		0.212 mCi	1	0.208	0.209 mCi	1.42%	Yes
				2	0.208			
				3	0.211			

ACTION LIMIT: **The percentage deviation for each standard source must be within ± 5%**

Comments :

None

Dose Calibrator Linearity Check

Dose Calibrator : Capintec CRC - 15 R **Serial # :** 153336
Standard Source: Tc 99^m 6.00 Half life in hours
Source Activity: 27.800 mCi

Cylinder	Attenuation	Activity		Difference	Percentage deviation
		Decayed	Measured		
Black	0.50 hrs	2.62E+01	26.400 mCi	1.60E-01	0.61%
Black + Red	10.50 hrs	8.26E+00	8.260 mCi	4.99E-03	0.06%
Black + Orange	20.50 hrs	2.60E+00	2.640 mCi	3.67E-02	1.41%
Black + Yellow	31.00 hrs	7.74E-01	0.770 mCi	3.97E-03	0.51%
Black + Green	40.00 hrs	2.74E-01	0.279 mCi	5.36E-03	1.96%
Black + Blue	51.00 hrs	7.68E-02	0.077 mCi	2.13E-04	0.28%
Black + Purple	61.00 hrs	2.42E-02	0.02480 mCi	6.13E-04	2.54%
Black + Purple + Red	79.00 hrs	3.02E-03	0.00290 mCi	1.23E-04	4.08%
Black + Purple + Orange					
Black + Purple + Yellow					
Black + Purple + Green					

ACTION LIMIT: **The percentage deviation for Linearity check must be within ± 5%**

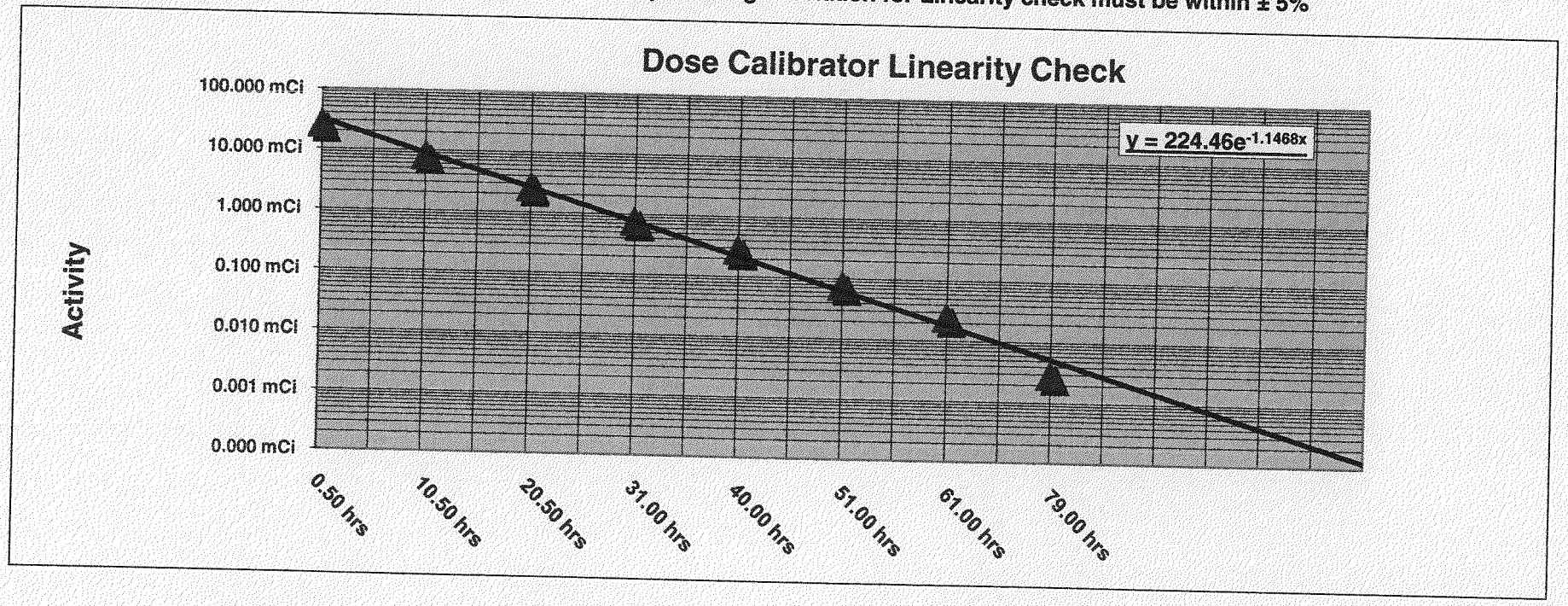

Dose Calibrator Constancy Check

Standard Source: Cs-137 10957.50 Half life in days
Source Activity: 0.212 mCi

Isotope Channel	setting	Measured activity	Previous measurement	Percentage deviation
Cs-137		217.0	208.3	-4.177%
$Tc99^m$		403.0	400.0	-0.750%
I-131		282.0	279.0	-1.075%
I-123		184.0	182.4	-0.877%
In-111		171.0	170.1	-0.529%
Ga-67		359.0	356.0	-0.843%
Tl-201		231.0	228.0	-1.316%
Xe-133		240.0	242.0	0.826%

ACTION LIMIT: **The percentage deviation for Constancy check must be within ± 5%**

Dose Calibrator Geometry Check

Dose Calibrator geometry check is performed only at the installation and after any major repair.

Date of Installation : Nov-2008 **Calibration Date:** September 27, 2008
Standard Source: $Tc\ 99^m$ 6.00 Half life in hours
Initial source Activity: 10.640 mCi **Volume :** 3.00 cc Syringe

Volume	Measured activity	Difference	Percentage deviation	Correction Factor
0.50 cc	10.640 mCi	1.06E+01	100.00%	0.000
1.00 cc	10.550 mCi	1.06E+01	99.15%	0.000
1.50 cc	10.580 mCi	1.06E+01	99.44%	0.000
2.00 cc	10.440 mCi	1.04E+01	98.12%	0.000
2.50 cc	10.450 mCi	1.05E+01	98.21%	0.000
3.00 cc	10.380 mCi	1.04E+01	97.56%	0.000

ACTION LIMIT: **The percentage deviation for Geometry check must be within ± 5%**

Well Counter Efficiency Check

Well Counter: Atom Lab 950 **Serial # :** 2250401051 **Background Counts :** 128 cpm

Standard Source:	Half Life	Manufactured		Decayed activity	Counts for	Net count for		Efficiency in
		Date	Activity	On Jun 10, 2009	Source	Source	Counts/uci	CPM/DPM
CS-137	10957.50 days	03/26/08	0.218 mCi	0.212 mCi	2296 cpm	2168	1.02E+07	460.64%
Co 57	271.00 days	01/06/99	0.111 mCi	0.000 mCi	925 cpm	797	1.22E+11	5492292.68%

Source Leak Tests

Source	Model #	Serial #	Manufactured		Half Life	Decayed activity	Counts for	Net count for	Removable contamination	
			Date	Activity		On Jun 10, 2009	Wipe	Wipe	in uCi	in DPM
Co 57	BM06E-57	BM0657-035-3	06/26/06	5.210 mCi	271.00 days	0.329 mCi	887	759	6.22E-09	1.37E-02
Co 57			01/06/99	0.111 mCi	271.00 days	0.000 mCi	902	774	6.35E-09	1.40E-02
Co 57	BM01-20	BM01200755	06/01/08	10.000 mCi	271.00 days	3.842 mCi	812	684	5.61E-09	1.23E-02
Cs 137	BM06E-57	BM06E-37-022-14	03/26/08	0.218 mCi	10957.50 days	0.212 mCi	1208	1080	8.86E-09	1.95E-02
Cs 137		S356038-020	12/07/98	0.226 mCi	10957.50 days	0.177 mCi	1176	1048	8.60E-09	1.89E-02

ACTION LIMIT: Removable contamination must be less than 1000 DPM and for I-131 must be less than 100 DPM.

Adequate ?	Yes

Well Chi-Square Check

Well Counter: Atom Lab 950

Standard Source: Cs - 137 10957.50 Half life in days

Source Activity:

0.500 uCi	On Feb 1, 1999	0.393613 uCi	On Jun 10, 2009

Source Position : Active end of source in the well

Count time : 10 sec.

Trial #	X_i c.p.m.	$(X_i - X)$	$(X_i - X)^2$
1	2326	-8.00	64.00
2	2276	-58.00	3364.00
3	2329	-5.00	25.00
4	2285	-49.00	2401.00
5	2355	21.00	441.00
6	2297	-37.00	1369.00
7	2359	25.00	625.00
8	2373	39.00	1521.00
9	2405	71.00	5041.00
10	2335	1.00	1.00

$\Sigma x_i =$ 23340

$x_{avg.} =$ 2334

$\Sigma(x_i - X)^2 =$ 14852.00

$$X^2 = \frac{\Sigma(x_i - X)^2}{x_{avg.}} = 6.36$$

ACTION LIMIT: **The Chi-Square value for well counter must be within 4 and 14**

Adequate ?	Yes

Radiation Contamination Check

Well Counter: Atomlab 950
Standard Source: Co - 57
Counting efficiency : 460.64%
Background counts: 141

270.00 Half life in days

Location	Point	Description	Wipe Counts	Removable contamination	
Hot Lab	1	Top of Dose Calibrator	296 cpm	34 dpm	1.53E-05 uCi
	2	Preparation area	302 cpm	35 dpm	1.59E-05 uCi
	3	Sink	278 cpm	30 dpm	1.35E-05 uCi
	4	Waste Storage area	294 cpm	33 dpm	1.51E-05 uCi
	5	Entrance door knob	288 cpm	32 dpm	1.45E-05 uCi
Imaging area Camera	1	Table top	224 cpm	18 dpm	8.19E-06 uCi
	2	Camera Keyboard	228 cpm	19 dpm	8.58E-06 uCi
	3	Telephone	226 cpm	18 dpm	8.39E-06 uCi
	4	Injection stand	248 cpm	23 dpm	1.06E-05 uCi
Stress Lab	1	Tread mill (Hand)	252 cpm	24 dpm	1.10E-05 uCi
	2	Tread mill (Belt)	278 cpm	30 dpm	1.35E-05 uCi
	3	Floor	282 cpm	31 dpm	1.39E-05 uCi

ACTION LIMIT: **The removable contamination must be less than 1000 DPM**

Adequate ?	Yes

Radiation Protection Survey

Survey Meter :

Manufacturer	Model #	Serial #	Probe		Calibration Date
			Type	Serial #	
Ludlum	14 C	63825	Pancake GM		5/12/2008

Background 0.01 mR/hr.

Location	Point	Description	Reading Range	
			Minimum	Maximum
Hot Lab	1	Front of L-Block	0.10 mR/hr.	0.20 mR/hr.
	2	Over Lead encloser (Short half life waste)	0.20 mR/hr.	0.50 mR/hr.
	3	R.M. Waste storage areas (Short and long lived syringes)	0.40 mR/hr.	0.60 mR/hr.
	4	Flood source storage area	0.10 mR/hr.	0.80 mR/hr.
	5	Front of Refrigerator	0.10 mR/hr.	0.30 mR/hr.
	6	Sink	0.01 mR/hr.	0.02 mR/hr.
	7	Telephone	0.01 mR/hr.	0.03 mR/hr.
Imaging area Camera	1	Camera table (Without patient)	0.04 mR/hr.	0.06 mR/hr.
	2	Injection Stand	0.04 mR/hr.	0.06 mR/hr.
Imaging area Camera	1	Camera table (Without patient)	0.04 mR/hr.	0.06 mR/hr.
	3	Injection Stand	0.04 mR/hr.	0.06 mR/hr.
Stress Lab	1	Tread mill (Belt & buckle)	0.03 mR/hr.	0.05 mR/hr.

ACTION LIMIT: **The radiation level must be less than 2 mR/hr. outside the control area.**

Adequate ?	Yes

Nuclear Medicine Floor Plan

Scale
1cm =

Surroundings	Wall	Sheet Rock
	Floor	Cement Slab
	Ceiling	Cement Slab
Occupancy	Above	Office area
	Below	Cement Slab

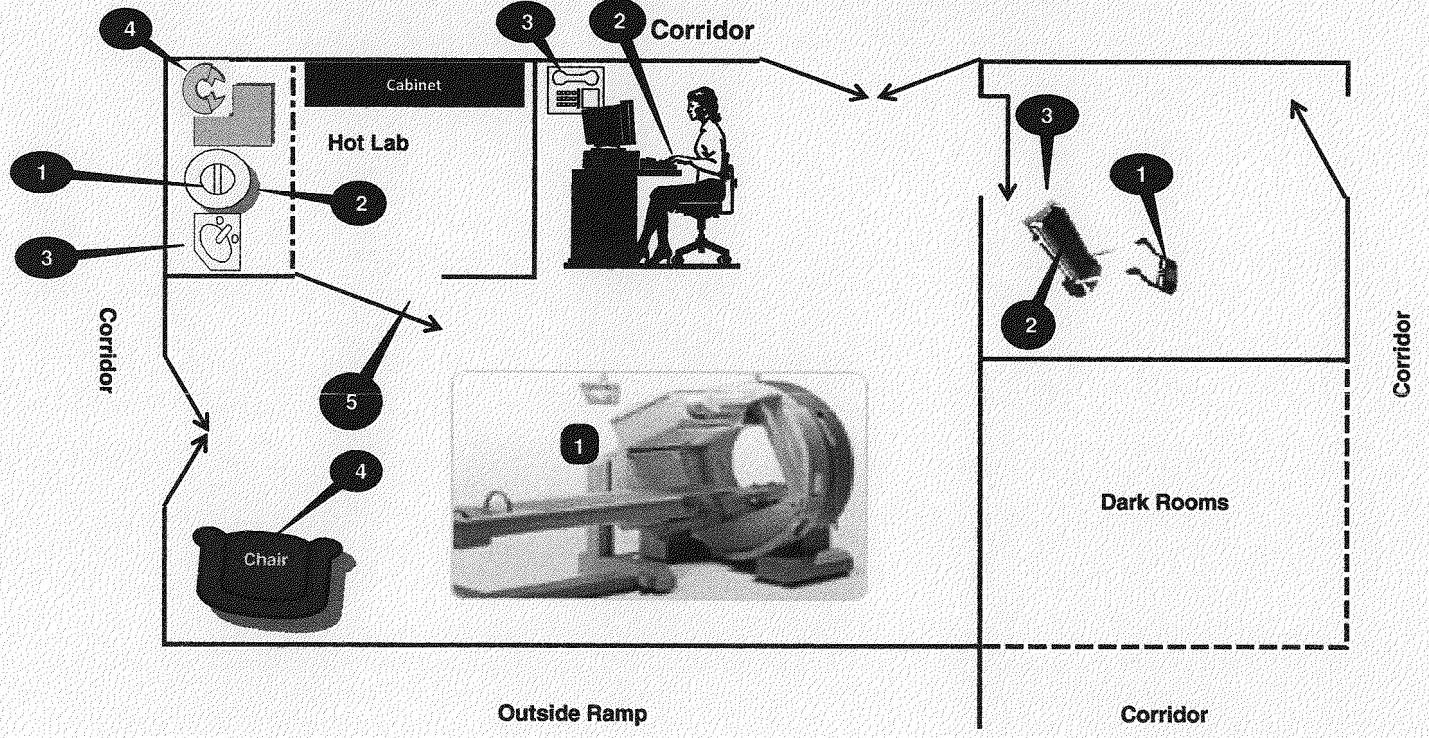

BERGENLINE X-RAY DIAGNOSTIC CENTER
PEDRO RODRIGUEZ
400-02 43RD STREET
UNION CITY NJ 07087.

FOLD AT DOTTED LINE
CERTIFIED MAIL™
7005 0390 0000 2090 2401



RETURN RECEIPT
REQUESTED

DNMS



UNITED STATES POSTAL SERVICE
1000
19406
U.S. POSTAGE
PAID
UNION CITY,NJ
07087
JUN 30, '09
AMOUNT
$6.66
00033822-11

U. S. NUCLEAR REGULATORY COMMISSIO
REGION 1
475 ALLENDALE ROAD
KING OF PRUSSIA, PENNSYLVANIA
1

This is to acknowledge the receipt of your letter/application dated

6/29/09, and to inform you that the initial processing which includes an administrative review has been performed.

Termination (29-30472-01)

☒ There were no administrative omissions. Your application was assigned to a technical reviewer. Please note that the technical review may identify additional omissions or require additional information.

☐ Please provide to this office within 30 days of your receipt of this card

_____.

A copy of your action has been forwarded to our License Fee & Accounts Receivable Branch, who will contact you separately if there is a fee issue involved.

Your action has been assigned **Mail Control Number** 143895.
When calling to inquire about this action, please refer to this control number.
You may call us on (610) 337-5398, or 337-5260.

NRC FORM 532 (RI)
(6-96)

Sincerely,
Licensing Assistance Team Leader