



BOX 27  
(250.5'-260.5' BGS)



BOX 28  
(260.5'-270' BGS)

**Notes:**

1. GW-1 Core lengths are shown in feet.  
Metric conversion is 1 m = 3.281 ft.

**Figure C-2 Sheet 14**

**Rev. 1**

GW-1 Core Photos - Sheet 14

**EAGLE ROCK ENRICHMENT FACILITY  
ENVIRONMENTAL REPORT**



BOX 29  
(270'-280' BGS)



BOX 30  
(280'-288' BGS)

**Notes:**

1. GW-1 Core lengths are shown in feet.  
Metric conversion is 1 m = 3.281 ft.

**Figure C-2 Sheet 15**


**Rev. 1**

GW-1 Core Photos - Sheet 15

**EAGLE ROCK ENRICHMENT FACILITY  
ENVIRONMENTAL REPORT**



BOX 31  
(288'-298' BGS)



BOX 32  
(298'-307' BGS)

**Notes:**

1. GW-1 Core lengths are shown in feet.  
Metric conversion is 1 m = 3.281 ft.

**Figure C-2 Sheet 16**

**Rev. 1**

GW-1 Core Photos - Sheet 16

**EAGLE ROCK ENRICHMENT FACILITY  
ENVIRONMENTAL REPORT**



BOX 33  
(307'-319' BGS)



BOX 34  
(319'-328' BGS)

**Notes:**

1. GW-1 Core lengths are shown in feet.  
Metric conversion is 1 m = 3.281 ft.

**Figure C-2 Sheet 17**

**Rev. 1**

GW-1 Core Photos - Sheet 17

**EAGLE ROCK ENRICHMENT FACILITY  
ENVIRONMENTAL REPORT**



BOX 35  
(328'-338' BGS)



BOX 36  
(338'-347' BGS)

**Notes:**

1. GW-1 Core lengths are shown in feet.  
Metric conversion is 1 m = 3.281 ft.

**Figure C-2 Sheet 18**

**Rev. 1**

GW-1 Core Photos - Sheet 18

**EAGLE ROCK ENRICHMENT FACILITY  
ENVIRONMENTAL REPORT**



BOX 37  
(347'-357' BGS)



BOX 38  
(357'-367' BGS)

**Notes:**


1. GW-1 Core lengths are shown in feet.  
Metric conversion is 1 m = 3.281 ft.

**Figure C-2 Sheet 19**

**Rev. 1**

GW-1 Core Photos - Sheet 19

**EAGLE ROCK ENRICHMENT FACILITY  
ENVIRONMENTAL REPORT**



BOX 39  
(367'-377' BGS)



BOX 40  
(377'-387' BGS)

**Notes:**

1. GW-1 Core lengths are shown in feet.  
Metric conversion is 1 m = 3.281 ft.

**Figure C-2 Sheet 20**

**Rev. 1**

GW-1 Core Photos - Sheet 20

**EAGLE ROCK ENRICHMENT FACILITY  
ENVIRONMENTAL REPORT**



BOX 41  
(387'-395.5' BGS)



BOX 42  
(395.5'-405.5' BGS)

**Notes:**

1. GW-1 Core lengths are shown in feet.  
Metric conversion is 1 m = 3.281 ft.

**Figure C-2 Sheet 21**

**Rev. 1**


GW-1 Core Photos - Sheet 21

**EAGLE ROCK ENRICHMENT FACILITY  
ENVIRONMENTAL REPORT**





BOX 43  
(405.5'-415.5' BGS)



BOX 44  
(415.5'-425.5' BGS)

**Notes:**

1. GW-1 Core lengths are shown in feet.  
Metric conversion is 1 m = 3.281 ft.

**Figure C-2 Sheet 22**

**Rev. 1**

GW-1 Core Photos - Sheet 22

**EAGLE ROCK ENRICHMENT FACILITY  
ENVIRONMENTAL REPORT**



BOX 45  
(425.5'-435.5' BGS)



BOX 46  
(435.5'-445.5' BGS)

**Notes:**

1. GW-1 Core lengths are shown in feet.  
Metric conversion is 1 m = 3.281 ft.

**Figure C-2 Sheet 23**

**Rev. 1**

GW-1 Core Photos - Sheet 23

**EAGLE ROCK ENRICHMENT FACILITY  
ENVIRONMENTAL REPORT**



BOX 47  
(445.5'-455' BGS)



BOX 48  
(455'-464' BGS)

**Notes:**

1. GW-1 Core lengths are shown in feet.  
Metric conversion is 1 m = 3.281 ft.

**Figure C-2 Sheet 24**


**Rev. 1**

GW-1 Core Photos - Sheet 24

**EAGLE ROCK ENRICHMENT FACILITY  
ENVIRONMENTAL REPORT**



BOX 49  
(464'-473' BGS)



BOX 50  
(473'-483' BGS)

**Notes:**

1. GW-1 Core lengths are shown in feet.  
Metric conversion is 1 m = 3.281 ft.

**Figure C-2 Sheet 25**

**Rev. 1**

GW-1 Core Photos - Sheet 25

**EAGLE ROCK ENRICHMENT FACILITY  
ENVIRONMENTAL REPORT**