



# **FORM 10-K**

**PFIZER INC - PFE**

**Filed: February 27, 2009 (period: December 31, 2008)**

Annual report which provides a comprehensive overview of the company for the past year

# Table of Contents

[10-K - FORM 10-K](#)

## [PART I](#)

<a href="#"><u>ITEM 1.</u></a>	<a href="#"><u>BUSINESS</u></a>
<a href="#"><u>ITEM 1A.</u></a>	<a href="#"><u>RISK FACTORS</u></a>
<a href="#"><u>ITEM 1B.</u></a>	<a href="#"><u>UNRESOLVED STAFF COMMENTS</u></a>
<a href="#"><u>ITEM 2.</u></a>	<a href="#"><u>PROPERTIES</u></a>
<a href="#"><u>ITEM 3.</u></a>	<a href="#"><u>LEGAL PROCEEDINGS</u></a>
<a href="#"><u>ITEM 4.</u></a>	<a href="#"><u>SUBMISSION OF MATTERS TO A VOTE OF SECURITY HOLDERS</u></a>

## [PART II](#)

<a href="#"><u>ITEM 5.</u></a>	<a href="#"><u>MARKET FOR THE COMPANY S COMMON EQUITY, RELATED STOCKHOLDER MATTERS AND ISSUER PURCHASES OF EQUITY SECURITIES</u></a>
<a href="#"><u>ITEM 6.</u></a>	<a href="#"><u>SELECTED FINANCIAL DATA</u></a>
<a href="#"><u>ITEM 7.</u></a>	<a href="#"><u>MANAGEMENT S DISCUSSION AND ANALYSIS OF FINANCIAL CONDITION AND RESULTS OF OPERATIONS</u></a>
<a href="#"><u>ITEM 7A.</u></a>	<a href="#"><u>QUANTITATIVE AND QUALITATIVE DISCLOSURES ABOUT MARKET RISK</u></a>
<a href="#"><u>ITEM 8.</u></a>	<a href="#"><u>FINANCIAL STATEMENTS AND SUPPLEMENTARY DATA</u></a>
<a href="#"><u>ITEM 9.</u></a>	<a href="#"><u>CHANGES IN AND DISAGREEMENTS WITH ACCOUNTANTS ON ACCOUNTING AND FINANCIAL DISCLOSURE</u></a>
<a href="#"><u>ITEM 9A.</u></a>	<a href="#"><u>CONTROLS AND PROCEDURES</u></a>
<a href="#"><u>ITEM 9B.</u></a>	<a href="#"><u>OTHER INFORMATION</u></a>

## [PART III](#)

<a href="#"><u>ITEM 10.</u></a>	<a href="#"><u>DIRECTORS, EXECUTIVE OFFICERS AND CORPORATE GOVERNANCE</u></a>
<a href="#"><u>ITEM 11.</u></a>	<a href="#"><u>EXECUTIVE COMPENSATION</u></a>
<a href="#"><u>ITEM 12.</u></a>	<a href="#"><u>SECURITY OWNERSHIP OF CERTAIN BENEFICIAL OWNERS AND MANAGEMENT AND RELATED STOCKHOLDER MATTERS</u></a>
<a href="#"><u>ITEM 13.</u></a>	<a href="#"><u>CERTAIN RELATIONSHIPS AND RELATED TRANSACTIONS AND DIRECTOR INDEPENDENCE</u></a>
<a href="#"><u>ITEM 14.</u></a>	<a href="#"><u>PRINCIPAL ACCOUNTANT FEES AND SERVICES</u></a>

## [PART IV](#)

<a href="#"><u>ITEM 15.</u></a>	<a href="#"><u>EXHIBITS AND FINANCIAL STATEMENT SCHEDULES</u></a>
	<a href="#"><u>SIGNATURES</u></a>
	<a href="#"><u>EX-10.(22) (ANNUAL RETAINER UNIT AWARD PLAN)</u></a>

[EX-10.\(23\) \(NONFUNDED DEFERRED COMPENSATION AND UNIT AWARD PLAN FOR NON-EMPLOYEE DIRECTORS\)](#)

[EX-12 \(COMPUTATION OF RATIO OF EARNINGS TO FIXED CHARGES\)](#)

[EX-13 \(PORTIONS OF THE 2008 FINANCIAL REPORT\)](#)

[EX-21 \(SUBSIDIARIES OF THE COMPANY\)](#)

[EX-23 \(CONSENT OF KPMG LLP\)](#)

[EX-31.1 \(CERTIFICATION BY THE CHIEF EXECUTIVE OFFICER PURSUANT TO SECTION 302\)](#)

[EX-31.2 \(CERTIFICATION BY THE CHIEF FINANCIAL OFFICER PURSUANT TO SECTION 302\)](#)

[EX-32.1 \(CERTIFICATION BY THE CHIEF EXECUTIVE OFFICER PURSUANT TO SECTION 906\)](#)

[EX-32.2 \(CERTIFICATION BY THE CHIEF FINANCIAL OFFICER PURSUANT TO SECTION 906\)](#)

**UNITED STATES  
SECURITIES AND EXCHANGE COMMISSION**

Washington, D.C. 20549

**FORM 10-K**

(Mark One)

ANNUAL REPORT PURSUANT TO SECTION 13 OR 15(d) OF THE SECURITIES EXCHANGE ACT OF 1934

For the fiscal year ended December 31, 2008

TRANSITION REPORT PURSUANT TO SECTION 13 OR 15(d) OF THE SECURITIES EXCHANGE ACT OF 1934

For the transition period from \_\_\_\_\_ to \_\_\_\_\_

Commission file number 1-3619

**PFIZER INC.**

(Exact name of registrant as specified in its charter)

Delaware  
(State or other jurisdiction of  
incorporation or organization)  
  
235 East 42nd Street  
New York, New York  
(Address of principal executive offices)

13-5315170  
(I.R.S. Employer  
Identification Number)

10017-5755  
(Zip Code)

(212) 573-2323

(Registrant's telephone number, including area code)

Securities registered pursuant to Section 12(b) of the Act:

<u>Title of each class</u>	<u>Name of each exchange on which registered</u>
Common Stock, \$.05 par value	New York Stock Exchange

Securities registered pursuant to Section 12(g) of the Act:

None

Indicate by check mark if the registrant is a well-known seasoned issuer, as defined in Rule 405 of the Securities Act. Yes  No

Indicate by check mark if the registrant is not required to file reports pursuant to Section 13 or Section 15(d) of the Act. Yes  No

Indicate by check mark whether the registrant (1) has filed all reports required to be filed by Section 13 or 15(d) of the Securities Exchange Act of 1934 during the preceding 12 months (or for such shorter period that the registrant was required to file such reports), and (2) has been subject to such filing requirements for the past 90 days. Yes  No

Indicate by check mark if disclosure of delinquent filers pursuant to Item 405 of Regulation S-K is not contained herein, and will not be contained, to the best of registrant's knowledge, in definitive proxy or information statements incorporated by reference in Part III of this Form 10-K or any amendment to this Form 10-K.

Indicate by check mark whether the registrant is a large accelerated filer, an accelerated filer, a non-accelerated filer or a smaller reporting company. See the definitions of "large accelerated filer," "accelerated filer" and "smaller reporting company" in Rule 12b-2 of the Exchange Act.

Large accelerated filer  Accelerated filer  Non-accelerated filer  Smaller reporting company

Indicate by check mark whether the registrant is a shell company (as defined in Rule 12b-2 of the Exchange Act). Yes  No

The aggregate market value of the voting stock held by non-affiliates of the registrant, computed by reference to the closing price as of the last business day of the registrant's most recently completed second fiscal quarter, June 29, 2008, was approximately \$116 billion. The registrant has no non-voting common stock.

The number of shares outstanding of each of the registrant's classes of common stock as of February 13, 2009 was 6,745,269,668 shares of common stock, all of one class.

**DOCUMENTS INCORPORATED BY REFERENCE**

Portions of the 2008 Annual Report to Shareholders

Portions of the Proxy Statement for the 2009 Annual Meeting of Shareholders

Parts I, II and IV

Parts I and III

TABLE OF CONTENTS

	<u>Page</u>
<b><u>PART I</u></b>	<b>1</b>
<b><u>ITEM 1. BUSINESS</u></b>	<b>1</b>
General	1
Pfizer Website	1
Business Segments	2
Pharmaceutical	2
Animal Health	4
Research and Development	5
International Operations	6
Marketing	7
Patents and Intellectual Property Rights	7
Competition	8
Raw Materials	10
Government Regulation and Price Constraints	10
Environmental Law Compliance	14
Tax Matters	14
Employees	14
<b><u>ITEM 1A. RISK FACTORS</u></b>	<b>14</b>
<b><u>ITEM 1B. UNRESOLVED STAFF COMMENTS</u></b>	<b>20</b>
<b><u>ITEM 2. PROPERTIES</u></b>	<b>21</b>
<b><u>ITEM 3. LEGAL PROCEEDINGS</u></b>	<b>21</b>
<b><u>ITEM 4. SUBMISSION OF MATTERS TO A VOTE OF SECURITY HOLDERS</u></b>	<b>21</b>
<b><u>EXECUTIVE OFFICERS OF THE COMPANY</u></b>	<b>22</b>
<b><u>PART II</u></b>	<b>24</b>
<b><u>ITEM 5. MARKET FOR THE COMPANY'S COMMON EQUITY, RELATED STOCKHOLDER MATTERS AND ISSUER PURCHASES OF EQUITY SECURITIES</u></b>	<b>24</b>
<b><u>ITEM 6. SELECTED FINANCIAL DATA</u></b>	<b>25</b>
<b><u>ITEM 7. MANAGEMENT'S DISCUSSION AND ANALYSIS OF FINANCIAL CONDITION AND RESULTS OF OPERATIONS</u></b>	<b>25</b>
<b><u>ITEM 7A. QUANTITATIVE AND QUALITATIVE DISCLOSURES ABOUT MARKET RISK</u></b>	<b>25</b>
<b><u>ITEM 8. FINANCIAL STATEMENTS AND SUPPLEMENTARY DATA</u></b>	<b>25</b>
<b><u>ITEM 9. CHANGES IN AND DISAGREEMENTS WITH ACCOUNTANTS ON ACCOUNTING AND FINANCIAL DISCLOSURE</u></b>	<b>25</b>
<b><u>ITEM 9A. CONTROLS AND PROCEDURES</u></b>	<b>25</b>
<b><u>ITEM 9B. OTHER INFORMATION</u></b>	<b>25</b>
<b><u>PART III</u></b>	<b>26</b>
<b><u>ITEM 10. DIRECTORS, EXECUTIVE OFFICERS AND CORPORATE GOVERNANCE</u></b>	<b>26</b>
<b><u>ITEM 11. EXECUTIVE COMPENSATION</u></b>	<b>26</b>
<b><u>ITEM 12. SECURITY OWNERSHIP OF CERTAIN BENEFICIAL OWNERS AND MANAGEMENT AND RELATED STOCKHOLDER MATTERS</u></b>	<b>26</b>
<b><u>ITEM 13. CERTAIN RELATIONSHIPS AND RELATED TRANSACTIONS AND DIRECTOR INDEPENDENCE</u></b>	<b>26</b>
<b><u>ITEM 14. PRINCIPAL ACCOUNTANT FEES AND SERVICES</u></b>	<b>26</b>
<b><u>PART IV</u></b>	<b>27</b>
<b><u>ITEM 15. EXHIBITS AND FINANCIAL STATEMENT SCHEDULES</u></b>	<b>27</b>
15(a)(1) Financial Statements	27
15(a)(2) Financial Statement Schedules	27
15(a)(3) Exhibits	27

**ITEM 1. BUSINESS**

**General**

Pfizer Inc. (which may be referred to as *Pfizer*, *the Company*, *we*, *us* or *our*) is a research-based, global pharmaceutical company. We discover, develop, manufacture and market leading prescription medicines for humans and animals.

The Company was incorporated under the laws of the State of Delaware on June 2, 1942.

We acquired Esperion Therapeutics, Inc. (Esperion) in February 2004. The acquisition was accounted for as a purchase. Esperion is a biopharmaceutical company focused on the development of high density lipoprotein (HDL)-targeted (“good cholesterol”) therapies for the treatment of cardiovascular disease. In the third quarter of 2008, we sold Esperion. The sale, for nominal consideration, resulted in a loss for tax purposes.

In September 2005, we acquired Vicuron Pharmaceuticals, Inc., a biopharmaceutical company focused on the development of novel anti-infectives. The acquisition was also accounted for as a purchase.

In February 2006, we acquired from sanofi-aventis the worldwide rights to *Exubera* (inhaled insulin therapy) and the insulin product business and facilities located in Frankfurt, Germany, which were previously jointly owned by the Company and sanofi-aventis. The acquisition was accounted for as a purchase. In the third quarter of 2007, the Company decided to exit *Exubera* and recorded charges totaling \$2.8 billion (\$2.1 billion, net of tax).

In May 2006, we completed the acquisition of Rinat Neurosciences Corp., a biologics company with several new central-nervous-system product candidates. The acquisition was accounted for as a purchase.

In December 2006, we completed the acquisition of PowderMed Ltd., a U.K. company which specializes in the emerging science of DNA-based vaccines for the treatment of influenza and chronic viral diseases. The acquisition was accounted for as a purchase.

We completed the sale of our Consumer Healthcare business to Johnson & Johnson for \$16.6 billion in December 2006. Revenues from our Consumer Healthcare business were \$4.0 billion for full-year 2006.

In January 2008, we completed the acquisition of Coley Pharmaceutical Group, Inc., a company whose area of expertise is immunotherapy with specific emphasis on Toll-like receptor research and development. The acquisition was accounted for as a purchase.

In January 2008, we completed the acquisition of CovX Research LLC, a privately-held biotherapeutics company focused on preclinical oncology and metabolic research and the developer of a technology platform. The acquisition was accounted for as a purchase.

In June 2008, we completed the acquisition of Encysive Pharmaceuticals Inc., a biopharmaceutical company whose area of expertise is the treatment of pulmonary arterial hypertension. The acquisition was accounted for as a purchase.

In June 2008, we also completed the acquisition of Serenex, Inc., a privately-held biotechnology company with a Heat Shock Protein 90 development portfolio. The acquisition was accounted for as a purchase.

On January 26, 2009, we announced that we had entered into a definitive merger agreement under which we will acquire Wyeth in a cash-and-stock transaction valued on that date at \$50.19 per share, or a total of \$68 billion. The Company and Wyeth expect the transaction to close at the end of the third quarter or during the fourth quarter of 2009.

**Pfizer Website**

Our Annual Report on Form 10-K, Quarterly Reports on Form 10-Q, Current Reports on Form 8-K and amendments to those reports filed or furnished pursuant to Section 13(a) or 15(d) of the Securities Exchange Act of 1934 are available on our website (*www.pfizer.com*) as soon as reasonably practicable after we electronically file such material with, or furnish it to, the Securities and Exchange Commission (SEC).

---

## [Table of Contents](#)

Throughout this 2008 Form 10-K, we “incorporate by reference” certain information from parts of other documents filed with the SEC, including our Proxy Statement for the 2009 Annual Meeting of Shareholders (2009 Proxy Statement) and the 2008 Financial Report (2008 Financial Report), which will be contained in Appendix A to our 2009 Proxy Statement. The SEC allows us to disclose important information by referring to it in that manner. Please refer to such information. Our 2008 Annual Report to Shareholders consists of the 2008 Financial Report and the Corporate and Shareholder Information attached to the 2009 Proxy Statement. Portions of our 2008 Financial Report are filed as Exhibit 13 to this 2008 Form 10-K. On or about March 13, 2009, our 2008 Financial Report and our 2009 Proxy Statement will be available on our website ([www.pfizer.com](http://www.pfizer.com)).

Information relating to corporate governance at Pfizer, including our Corporate Governance Principles; Director Qualification Standards; Chief Executive Officer and Chief Financial Officer certifications; Pfizer Policies on Business Conduct (for all of our employees, including our Chief Executive Officer, Chief Financial Officer and Principal Accounting Officer); Code of Business Conduct and Ethics for our Directors; information concerning our Directors; ways to communicate by e-mail with our Directors; Board Committees; Committee charters and the Lead Independent Director Charter; and transactions in Pfizer securities by Directors and officers, is available on our website ([www.pfizer.com](http://www.pfizer.com)). We will provide any of the foregoing information without charge upon written request to Matthew Lepore, Vice President, Chief Counsel-Corporate Governance, Assistant General Counsel, Pfizer Inc., 235 East 42nd Street, New York, NY 10017-5755. Information relating to shareholder services, including our Shareholder Investment Program, book-entry share ownership and direct deposit of dividends, is also available on our website ([www.pfizer.com](http://www.pfizer.com)).

### **Business Segments**

We operate in two business segments: Pharmaceutical and Animal Health.

We also operate several other businesses, including the manufacture of gelatin capsules, contract manufacturing and bulk pharmaceutical

chemicals. Due to the small size of these businesses, they are grouped into the “Corporate/Other” category of our segment information.

Comparative segment revenues and related financial information for 2008, 2007, and 2006 are presented in the tables captioned *Segment and Revenues by Therapeutic Area* in Note 20 to our consolidated financial statements, *Segment, Geographic and Revenue Information*, in our 2008 Financial Report. The information from those tables in our 2008 Financial Report is incorporated by reference in this 2008 Form 10-K.

Our businesses are heavily regulated in most of the countries where we operate. In the U.S., the principal authority regulating our operations is the Food and Drug Administration (FDA). The FDA regulates the safety and efficacy of the products we offer and our research quality, manufacturing processes, product promotion, advertising and product labeling. Similar regulations exist in most other countries, and in many countries the government also regulates our prices. See *Government Regulation and Price Constraints* below.

### **Pharmaceutical**

Our Pharmaceutical business is the largest pharmaceutical business in the world. Each year, Pfizer pharmaceuticals help over 100 million people throughout the world live longer, healthier lives. With medicines across 11 therapeutic areas, we help to treat and prevent many of the most common and most challenging conditions of our time. Our products are in Cardiovascular and Metabolic Diseases; Central Nervous System Disorders; Arthritis and Pain; Infectious and Respiratory Diseases; Urology; Oncology; Ophthalmology; and Endocrine Disorders.

In 2008, Pharmaceutical revenues of \$44.2 billion were slightly lower than 2007 revenues, reflecting the negative impact of the loss of U.S. exclusivity for *Norvasc* (March 2007), *Zyrtec* (Pfizer ceased selling in January 2008) and *Camptosar* (February 2008). Solid overall performance from our broad portfolio of patent-protected products such as *Lyrice*, *Sutent* and *Celebrex*, as well as the favorable impact of foreign exchange, were able to partially offset these declines. Revenues from this segment





---

## [Table of Contents](#)

contributed 91.5% of our total revenues in 2008, 91.8% of our total revenues in 2007, and 93.2% in 2006. In 2008, we recorded direct product sales revenues of more than \$2 billion for each of *Lipitor*, *Lyrica*, *Celebrex* and *Norvasc*, and more than \$1 billion for each of *Viagra*, *Xalatan/Xalacom*, *Detrol/Detrol LA*, *Zyvox* and *Geodon*. A table captioned *Revenues—Major Pharmaceutical Products*, in our 2008 Financial Report, is incorporated by reference.

Our major pharmaceutical products and certain recently approved products are as follows:

### *Cardiovascular and Metabolic Diseases*

- *Lipitor*, for the treatment of elevated LDL-cholesterol levels in the blood, is the most widely-used branded prescription treatment for lowering cholesterol and the best-selling pharmaceutical product of any kind in the world.
- *Norvasc*, for treating hypertension, lost exclusivity in the U.S. in March 2007 and has also experienced patent expirations in most other major markets with the exception of Canada.
- *Caduet* is a single pill therapy combining *Lipitor* and *Norvasc* for prevention of cardiovascular events.
- *Chantix/Champix* is the first new prescription treatment to aid smoking cessation in nearly a decade. It is currently available in most regions of the world. For further information on *Chantix/Champix*, including label changes in the U.S., see the discussion under the heading *Pharmaceutical-Selected Product Descriptions, Chantix/Champix* in the Financial Review section of our 2008 Financial Report, which is incorporated by reference.

### *Central Nervous System Disorders*

- *Lyrica* was approved by the FDA in 2005 and was marketed for adjunctive therapy for adults with partial onset epileptic seizures as well as for the treatment of two of the most common forms of neuropathic pain—painful diabetic peripheral neuropathy and post-herpetic neuralgia. In June 2007, *Lyrica* was approved and subsequently launched in the U.S. for the management of fibromyalgia, one of the most common chronic pain conditions. This approval

represented a breakthrough for the more than five million Americans who suffer from this debilitating condition who previously had no FDA-approved treatment. *Lyrica* is also marketed outside the U.S. for neuropathic pain, general anxiety disorder and adjunctive therapy for adults with partial onset epileptic seizures. For further information on *Lyrica*, including a possible labeling change in the U.S., see the discussion under the heading *Pharmaceutical- Selected Product Descriptions, Lyrica* in the Financial Review section of our 2008 Financial Report, which is incorporated by reference.

- *Geodon/Zeldox*, a psychotropic agent, is a dopamine and serotonin receptor antagonist indicated for the treatment of schizophrenia and acute mania associated with bipolar disorder. It is available in both an oral capsule and rapid-acting intramuscular formulation.
- *Aricept*, discovered and developed by Eisai Co., Ltd., is the world's leading medicine to treat symptoms of Alzheimer's disease. We co-promote *Aricept* with Eisai in the U.S. and several other countries and have an exclusive license to sell this medicine in certain other countries.

### *Arthritis and Pain*

- *Celebrex* is for the treatment of arthritis pain and inflammation and acute pain. It also was approved by the FDA in July 2005 and in Europe in February 2007 for the treatment of ankylosing spondylitis, a form of

spinal arthritis, and in the U.S. in December 2006, for the treatment of juvenile rheumatoid arthritis.

*Infectious and Respiratory Diseases*

- *Vfend* is a treatment that can be administered orally or intravenously for certain serious and potentially fatal fungal infections, for the treatment of esophageal candidiasis and for the treatment of certain blood stream infections in non-neutropenic patients (those without low white blood cell counts). It is also available in an oral-suspension formulation suitable for patients unable to swallow the tablet form.
- *Eraxis* is an injectable, antifungal antibiotic used to treat serious candida (yeast) infections in the

---

## Table of Contents

blood, stomach or esophagus. *Eraxis* became available to patients in the U.S. in 2006 and in Europe in 2008.

- *Zyvox* is for the treatment of hospital-acquired pneumonia and complicated skin infections due to drug-resistant bacteria known as Methicillin-Resistant Staphylococcus Aureus. *Zyvox* is available in intravenous, tablet and oral-suspension formulations.
- *Selzentry/Celsentri* is the first in a new class of oral HIV medicines in more than a decade known as CCR5 antagonists. CCR5 antagonists work by blocking the CCR5 co-receptor, the virus' predominant entry route into T-cells. *Selzentry/Celsentri* stops the R5 virus on the outside surface of the cells before it enters, rather than fighting the virus inside, as do all other classes of oral HIV medicines. *Selzentry/Celsentri* was approved in the U.S. and in Europe in 2007 and in Japan in 2008 and is indicated for combination anti- retroviral treatment of treatment-experienced adults infected with only CCR5-tropic HIV-1 detectable, who have evidence of viral replication and have HIV-1 strains resistant to multiple anti-retroviral agents.

### *Urology*

- *Viagra* remains the leading treatment for erectile dysfunction (ED) and one of the world's most recognized pharmaceutical brands.
- *Detrol* is the world's leading product for the treatment of overactive bladder. *Detrol LA* is an extended-release formulation of this medicine, taken once a day.
- *Toviaz* is Pfizer's newest offering for the treatment of overactive bladder with symptoms of urge urinary incontinence, urgency and frequency. It is available in two once-daily doses, providing physicians and patients with the ability to optimize treatment through flexible dosing. *Toviaz* was approved in Europe in April 2007 and in the U.S. in October 2008. It is marketed in 15 European countries and is expected to launch in the U.S. in the first half of 2009.

### *Oncology*

- *Camptosar*, which is marketed under the name *Campto* in many countries outside the U.S., is indicated as first-line therapy for metastatic colorectal cancer in combination with 5-fluorouracil and leucovorin. The U.S. basic patent for *Camptosar* expired in February 2008.
- *Sutent* is an oral multi-kinase inhibitor that combines anti-angiogenic and anti-tumor activity to inhibit the blood supply to tumors. *Sutent* was approved by the FDA and launched in the U.S. in January 2006 for advanced renal cell carcinoma, including metastatic renal cell carcinoma (mRCC), and gastrointestinal stromal tumors (GIST) after disease progression on or intolerance to imatinib mesylate. In January 2007, *Sutent* received full marketing authorization and extension of the indication to first-line treatment of advanced and/or metastatic renal cell carcinoma, as well as approval as a second-line treatment of GIST, in the EU. In Japan, it was approved in April 2008 for the treatment of GIST, after failure of imatinib treatment due to resistance, and for renal cell carcinoma not indicated for curative resection and mRCC.

### *Ophthalmology*

- *Xalatan/Xalacom* is the world's leading branded agent to reduce elevated eye pressure in patients with open-angle glaucoma or ocular hypertension. *Xalacom*, a fixed combination of *Xalatan* and the beta blocker timolol, is currently available outside the U.S.

### *Endocrine Disorders*

- *Genotropin* is the world's leading human growth hormone. It is prescribed for children for the treatments of short stature with growth hormone deficiency, Prader-Willi Syndrome, Turner Syndrome, Small for Gestational Age Syndrome, Idiopathic Short Stature (in the U.S. only) and Chronic Renal Insufficiency (outside the U.S.) as well as for adults with growth hormone deficiency.

#### **Animal Health**

Our Animal Health business is one of the largest in the world. We discover, develop and sell products

---

## Table of Contents

for the prevention and treatment of diseases in livestock and companion animals. In 2008, Animal Health revenues increased 7%, to \$2.8 billion, primarily due to the continued performance of key products such as *Revolution/Stronghold*, *Draxxin*, and other products, and the continued success of important new products such as *Convenia* (single dose antibiotic for dogs and cats), *Cerenia* (prevention and treatment of emesis for dogs), and *Improvac* (boar taint vaccine for pigs).

Among the products we market are parasiticides, anti-inflammatories, antibiotics, vaccines, antiemetics, and anti-obesity agents, including the products discussed above and below.

Parasiticides constitute the largest segment of the animal health market for companion animals, consisting mainly of medicines for the control of parasites such as fleas and heartworm. Our product, *Revolution/Stronghold*, is our largest-selling parasiticide for dogs and cats.

*Rimadyl* relieves pain and inflammation associated with canine osteoarthritis and soft tissue orthopedic surgery. *Rimadyl* is the only arthritis pain medication prescribed by veterinarians available in chewable tablets, regular caplets and in an injectable formulation.

*Clavamox/Synulox* is an antibiotic for skin and soft tissue infections in dogs and cats.

Our vaccine portfolio for livestock is extensive and includes *RespiSureOne/StellamuneOne*, a single-dose vaccine used to prevent pneumonia in swine, and *Bovi-Shield Gold*, a cattle vaccine for reproductive and respiratory protection. In 2008, *Bovi-Shield Gold* received approvals for subcutaneous administration, for use as a single dose vaccine for the prevention of bovine respiratory syncytial virus infection, and for the prevention of persistent infection in calves.

*Dectomax* injectable and pour-on formulations remove and control internal and external parasites in beef cattle.

*Draxxin* is an effective and convenient single dose antibiotic used to treat infections in cattle and swine. In 2008, *Draxxin* received additional indications for the treatment of pink eye (infectious

bovine Keratoconjunctivitis) caused by *Moraxella bovis* and foot rot (caused by *Fusobacterium necrophorum* and *Porphyromonas levii*) in cattle, and the addition of *Mycoplasma hyopneumoniae* to the list of target pathogens for the respiratory disease indication in pigs.

*Excede* is an effective and convenient single-dose antibiotic used to treat infections in dairy cows, beef cattle and swine. In 2008, *Excede* received an additional indication for the treatment of foot rot in cattle.

## **Research and Development**

Innovation by our research and development operations is very important to the Company's success. Our goal is to discover, develop and bring to market innovative products that address major unmet medical needs. This goal has been supported by our substantial research and development investments. We spent \$7.9 billion in 2008, \$8.1 billion in 2007 and \$7.6 billion in 2006 on research and development in support of Pfizer's Pharmaceutical and Animal Health businesses.

We conduct research internally and also through contracts with third parties, through collaborations with universities and biotechnology companies and in cooperation with other pharmaceutical firms. We also seek out promising compounds and innovative technologies developed by third parties to incorporate into our discovery or development processes or projects, as well as our product lines, through acquisition, licensing or other arrangements.

Drug discovery and development is time consuming, expensive and unpredictable. On average, only one out of many thousands of chemical compounds discovered by researchers proves to be both medically effective and safe enough to become an approved medicine. The process from early discovery to development to regulatory approval can take more than ten years. Drug candidates can fail at any stage of the process. Candidates may not receive regulatory approval even after many years of research.

We believe that our investments in research have been rewarded by the number of pharmaceutical compounds we have in all stages of development. As of year-end 2008, we had 106 projects in

---

## **Table of Contents**

development, including 84 new molecular entities and 22 product-line extensions. In addition, we had more than 170 projects in discovery research. In recent years, our discovery scientists have delivered over 125 new chemical compounds to early development. Most recently, we increased our Phase III portfolio by approximately 60% from 16 to 26 programs at year-end. While these new candidates may or may not eventually receive regulatory approval, new drug candidates entering development are the foundation for future products.

In addition to discovering and developing new products, our research operations add value to our existing products by improving their effectiveness and by discovering new uses for them.

Information concerning several of our drug candidates in development, as well as supplemental filings for existing products, is set forth under the heading *Product Developments* in our 2008 Financial Report. That information is incorporated by reference.

Pfizer provides a detailed update of its pipeline on a twice-yearly basis, which is available at [www.pfizer.com/pipeline](http://www.pfizer.com/pipeline) for tracking development compounds across Pfizer's robust pipeline.

Our competitors also devote substantial funds and resources to research and development. In addition, the consolidation that has occurred in our industry has created companies with substantial research and development resources. We also compete against numerous small biotechnology companies in developing potential drug candidates. The extent to which our competitors are successful in their research could result in erosion of the sales of our products and unanticipated product obsolescence.

## **International Operations**

We have significant operations outside the United States. They are managed through the same business segments as our U.S. operations—Pharmaceutical and Animal Health.

Revenues from operations outside the U.S. of \$27.9 billion accounted for 57.7% of our total revenues in 2008. Revenues exceeded \$500 million in each of 14 countries outside the U.S. in 2008. The U.S. was the only country to contribute more than

10% of our total revenues, comprising 42.3% of total revenues in 2008, 47.8% of total revenues in 2007 and 53.4% of total revenues in 2006. Japan is our second-largest national market, with 7.7% of our total revenues in 2008, 7.0% in 2007 and 6.7% in 2006.

For a geographic breakdown of revenues and changes in revenues, see the table captioned *Geographic* in Note 20 to our consolidated financial statements, *Segment, Geographic and Revenue Information*, in our 2008 Financial Report and the table captioned *Change in Revenues by Segment and Geographic Area* in our 2008 Financial Report. Those tables are incorporated by reference.

Our international businesses are subject, in varying degrees, to a number of risks inherent in carrying on business in other countries. These include currency fluctuations, capital and exchange control regulations, expropriation and other restrictive government actions. Our international businesses are also subject to government-imposed constraints, including laws on pricing, reimbursement and access to our products.

See *Government Regulation and Price Constraints* below for a discussion of these matters.

Depending on the direction of change relative to the U.S. dollar, foreign currency values can increase or decrease the reported dollar value of our net assets and results of operations. In 2008, both revenues and net income were favorably impacted by foreign exchange, as foreign currency movements relative to the U.S. dollar increased our revenues and net income in many countries. While we cannot predict with certainty future changes in foreign exchange rates or the effect they will have on us, we attempt to mitigate their impact through operational means and by using various financial instruments. See the discussion under Note 9-D to our consolidated financial statements, *Financial Instruments: Derivative Financial Instruments and Hedging Activities* in our 2008 Financial Report. That discussion is incorporated by reference. Related information about valuation and risks associated with such financial instruments in



parts E and F of that Note is also incorporated by reference.

---

## [Table of Contents](#)

### **Marketing**

In our global Pharmaceutical business, we promote our products to healthcare providers and patients. Through our marketing organizations, we explain the approved uses, benefits and risks of our products to healthcare providers, such as doctors, nurse practitioners, physician assistants, pharmacists, hospitals, Pharmacy Benefit Managers (PBMs), Managed Care Organizations (MCOs), employers and government agencies. We also market directly to consumers in the U.S. through direct-to-consumer advertising that communicates the approved uses, benefits, and risks of our products while continuing to motivate people to have meaningful conversations with their doctors. In addition, we sponsor general advertising to educate the public on disease awareness, important public health issues, and our patient assistance programs.

Our operations include several pharmaceutical sales organizations. Our structure aligns the sales, marketing, and medical functions to work closely in tandem along the same therapeutic groups of products, reinforcing common coordination, focus, and accountability across the organizations.

Our prescription pharmaceutical products are sold principally to wholesalers, but we also sell directly to retailers, hospitals, clinics, government agencies and pharmacies. We seek to gain access to health authority, PBM and MCO formularies (lists of recommended, approved, and/or reimbursed medicines and other products). We also work with MCOs, PBMs, employers and other appropriate healthcare providers to assist them with disease management, patient education and other tools that help their medical treatment routines.

Our Animal Health business also uses its own sales organization to promote its products. Its advertising and promotion are generally targeted to health professionals, directly and through veterinary journals. Animal health products are sold through veterinarians, distributors and retail outlets as well as directly to users. Where appropriate, these products are also marketed through print and television advertising.

During 2008, sales to our three largest Pharmaceutical wholesalers were as follows:

- McKesson, Inc.—16% of our total revenues;
- Cardinal Health, Inc.—10% of our total revenues; and
- AmerisourceBergen Corporation—10% of our total revenues.

Sales to these wholesalers were concentrated in the Pharmaceutical segment. Apart from these instances, neither of our business segments is dependent on any one customer or group of related customers.

### **Patents and Intellectual Property Rights**

Our products are sold around the world under brand-name, logo and certain product design trademarks that we consider in the aggregate to be of material importance. Trademark protection continues in some countries for as long as the mark is used and, in other countries, for as long as it is registered. Registrations generally are for fixed, but renewable, terms.

We own or license a number of U.S. and foreign patents. These patents cover pharmaceutical and other products and their uses, pharmaceutical formulations, product manufacturing processes and intermediate chemical compounds used in manufacturing.

Patents for individual products extend for varying periods according to the date of patent filing or grant and the legal term of patents in the various countries where patent protection is obtained. The actual protection afforded by a patent, which can vary from country to country, depends upon the type of patent, the scope of its coverage and the availability of legal remedies in the country.

In the aggregate, our patent and related rights are of material importance to our businesses in the U.S. and most other countries. Based on current product sales, and considering the vigorous competition with products sold by others, the patent rights we consider most significant in relation to our

business as a whole, together with the year in which the U.S. basic product patent expires (including, where applicable, the additional six-month pediatric exclusivity period), are those for the drugs set forth in the table below.

---

## Table of Contents

The table also includes patent expiration information relating to certain recently approved drugs.

Drug	U.S. Basic Product Patent Expiration Year
<i>Aricept</i>	2010
<i>Lipitor</i>	2010
<i>Xalatan</i>	2011
<i>Geodon</i>	2012
<i>Viagra</i>	2012
<i>Detrol</i>	2012
<i>Celebrex</i>	2014
<i>Zyvox</i>	2015
<i>Lyrica</i>	2018
<i>Chantix</i>	2020
<i>Selzentry</i>	2021
<i>Sutent</i>	2021

In some instances, there are later-expiring patents relating to our products directed to particular forms or compositions of the drug or to methods of manufacturing or using the drug in the treatment of particular diseases or conditions. However, in some cases, such patents may not protect the Company's drug from generic competition after the expiration of the basic patent.

The U.S. basic patent for *Camptosar* expired in February 2008.

*Aricept* is patented by Eisai Co., Ltd. We co-promote *Aricept* with Eisai in the U.S. and several other countries and have an exclusive license to sell the drug in certain other countries.

In addition to our U.S. basic product patent for *Lipitor*, which (including the pediatric exclusivity period) expires in March 2010, we have a patent covering specifically the enantiomeric form of the drug, which (including the pediatric exclusivity period) expires in June 2011. See Note 19 to our consolidated financial statements, *Legal Proceedings and Contingencies*, in our 2008 Financial Report regarding pending legal challenges to our *Lipitor* patents in the U.S.

Companies have filed applications with the FDA seeking approval of products that we believe infringe our patents covering, among other products, *Lipitor*, *Celebrex* and *Detrol/Detrol LA*. In addition, a

company has filed an application with the FDA seeking approval to market a generic version of *Aricept*, which is patented by Eisai Co., Ltd.

We also have other patent rights covering additional products that have lesser revenues than most of the products set forth in the table above.

The expiration of a basic product patent or loss of patent protection resulting from a legal challenge normally results in significant competition from generic products against the originally patented product and can result in a significant reduction in sales of that product in a very short period. In some cases, however, we can continue to obtain commercial benefits from product manufacturing trade secrets; patents on uses for products; patents on processes and intermediates for the economical manufacture of the active ingredients; patents for special formulations of the product or delivery mechanisms; and conversion of the active ingredient to over-the-counter products.

One of the main limitations on our operations in some countries outside the U.S. is the lack of effective intellectual property protection for our products. Under international and U.S. free trade agreements in recent years, global protection of intellectual property rights has been improving. The World Trade Organization Agreement on Trade Related Aspects of Intellectual Property (WTO-TRIPs) required participant countries to amend their intellectual property laws to provide patent protection for pharmaceutical products by 2005 with an extension until 2016 for least-developed nations. A number of countries have made improvements. We have experienced significant growth in our businesses in some of those nations, and our continued business expansion in other participant countries depends to a large degree on further patent protection improvement.

**Competition**

Our businesses are conducted in intensely competitive and often highly regulated markets. Many of our human pharmaceutical products face competition in the form of branded drugs or generic drugs that treat similar diseases or indications. The principal forms of competition include efficacy, safety, ease of use, and cost effectiveness. Though the means of competition vary among product

---

## Table of Contents

categories and business groups, demonstrating the value of our products is a critical factor for success in all of our principal businesses.

Our Pharmaceutical business is the largest in the world. Our competitors include other worldwide research-based drug companies, smaller research companies with more limited therapeutic focus, and generic drug manufacturers. We compete with other companies that manufacture and sell products that treat similar diseases or indications as our major products.

Such competition affects our core product business, which is focused on applying innovative science to discover and market products that satisfy unmet medical needs and provide therapeutic improvements. Our emphasis on innovation is underscored by our multi-billion-dollar investment in research and development over the past decade, resulting in one of the strongest product pipelines in the industry. Our investment in research does not stop with a drug approval; we continue to invest in further understanding the value of our products for the conditions they treat as well as potentially new conditions. We protect the health and wellbeing of patients by ensuring that medically sound knowledge of the benefits and risks of our medicines is understood and communicated to patients, physicians and global health authorities. We also continue to enhance the organizational effectiveness of all of our pharmaceutical functions, including coordinating support for our salespeople's efforts to launch and promote our products to our customers.

Operating conditions have become more challenging under the mounting global pressures of competition, industry regulation and cost containment. We recently have taken and continue to take measures to evaluate, adapt and improve our organization and business practices to better meet customer and public needs. For instance, we have taken an industry-leading role in evolving our approaches to U.S. direct-to-consumer advertising, interactions with, and payments to, healthcare professionals and medical education grants. We also continue to sponsor programs to address patient affordability and access barriers, as we strive to advance fundamental health system change through support for better healthcare solutions.

While our Animal Health business is one of the largest in the world, many other companies offer competitive products. Altogether, there are hundreds

of producers of animal health products throughout the world. The principal methods of competition vary somewhat depending on the particular product. They include product innovation, quality, price, service and effective promotion to veterinary professionals and consumers.

### *Managed Care Organizations*

The growth of MCOs in the U.S. has been a major factor in the competitive makeup of the healthcare marketplace. Approximately 249 million people in the U.S. now participate in some version of managed care. Because of the size of the patient population covered by MCOs, the marketing of prescription drugs to them and the PBMs that serve many of those organizations continues to grow in importance.

MCOs can include medical insurance companies, medical plan administrators, health-maintenance organizations, alliances of hospitals and physicians and other physician organizations. The purchasing power of MCOs has increased in recent years due to the growing numbers of patients enrolled in MCOs. At the same time, those organizations have been consolidating into fewer, even larger entities. This consolidation enhances their purchasing strength and importance to us.

The growth of MCOs has increased pressure on drug prices. One objective of MCOs is to contain and, where possible, reduce healthcare expenditures. They typically use formularies, volume purchases and long-term contracts to negotiate discounts from pharmaceutical providers. They use their purchasing power to bargain for lower supplier prices. They also emphasize primary and preventive care, out-patient treatment and procedures performed at doctors' offices and clinics. Hospitalization and surgery, typically the most expensive forms of treatment, are carefully managed. Since the use of certain drugs can prevent the need for hospitalization, professional therapy or even surgery, such drugs can become favored first-line treatments for certain diseases.

As discussed above in *Marketing*, MCOs and PBMs typically develop formularies. Formularies can be based on the prices and therapeutic benefits of the available products. Due to their generally lower cost, generic medicines are often favored. The breadth of the products covered by formularies can vary

---

## Table of Contents

considerably from one MCO to another and many formularies include alternative and competitive products for treatment of particular medical problems. MCOs use a variety of means to encourage patients' use of products listed on their formularies.

Exclusion of a product from a formulary or other restrictions, such as requiring prior authorizations, can lead to its sharply reduced usage in the MCO patient population. Consequently, pharmaceutical companies compete aggressively to have their products included. Where possible, companies compete for inclusion based upon unique features of their products, such as greater efficacy, better patient ease of use or fewer side effects. A lower overall cost of therapy is also an important factor. Products that demonstrate fewer therapeutic advantages must compete for inclusion based primarily on price. We have been generally, although not universally, successful in having our major products included on most MCO formularies.

The impact of MCOs on drug prices and volumes has increased as the result of their role in negotiating on behalf of Medicare beneficiaries in connection with the Medicare out-patient Prescription Drug Benefit, Medicare Part D, that took effect January 1, 2006. MCOs and PBMs negotiate on behalf of the federal government as Prescription Drug Plans (PDPs). We have been generally, although not universally, successful in having our major products that are used by the senior population included on the formularies of the new Medicare PDPs for 2006, 2007 and 2008.

### *Generic Products*

One of the biggest competitive challenges that we face is from generic pharmaceutical manufacturers. Upon the expiration or loss of patent protection for a product, we can lose the major portion of sales of that product in a very short period. Several such competitors make a regular practice of challenging our product patents before their expiry. Generic competitors operate without our large research and development expenses and our costs of conveying medical information about our products to the medical community. In addition, the FDA approval process exempts generics from costly and time-consuming clinical trials to demonstrate their safety and efficacy, allowing generic manufacturers to rely on the safety and efficacy data of the

innovator product. Generic products need only demonstrate a level of availability in the bloodstream equivalent to that of the innovator product. This means that generic competitors can market a competing version of our product after the expiration or loss of our patent and charge much less.

In addition, our patent-protected products can face competition in the form of generic versions of branded products of competitors that lose their market exclusivity. For example, *Lipitor* began to face competition from generic pravastatin (Pravachol) and generic simvastatin (Zocor) during 2006.

As noted above, MCOs that focus primarily on the immediate cost of drugs often favor generics over brand-name drugs. Many governments also encourage the use of generics as alternatives to brand-name drugs in their healthcare programs, including Medicaid in the U.S. Laws in the U.S. generally allow, and in some cases require, pharmacists to substitute generic drugs that have been rated under government procedures to be therapeutically equivalent to brand-name drugs. The substitution must be made unless the prescribing physician expressly forbids it. In the U.S., Pfizer's Greenstone subsidiary sells generic versions of Pfizer's as well as our competitors' pharmaceutical products upon loss of exclusivity, as appropriate.

### **Raw Materials**

Raw materials essential to our businesses are purchased worldwide in the ordinary course of business from numerous suppliers. In general, these materials are available from multiple sources. No serious shortages or delays were encountered in 2008, and none are expected in 2009. The rise in the price of crude oil has resulted in pricing pressures on raw materials that are derived from petroleum and used in our businesses.

### **Government Regulation and Price Constraints**

#### *In the United States*



*General.* Pharmaceutical companies are subject to extensive regulation by national, state and local agencies in the countries in which they do business. Of particular importance is the FDA in the U.S. It has jurisdiction over our human pharmaceutical business and administers requirements covering the testing,

---

## [Table of Contents](#)

safety, effectiveness, manufacturing, labeling, marketing, advertising and post-marketing surveillance of our pharmaceutical products. The FDA also regulates our animal health products, along with the U.S. Department of Agriculture and the U.S. Environmental Protection Agency.

In addition, many of our activities are subject to the jurisdiction of various other federal regulatory and enforcement departments and agencies, such as the Department of Health and Human Services (HHS), the Federal Trade Commission and the Department of Justice. Individual states, acting through their attorneys general, have become active as well, seeking to regulate the marketing of prescription drugs under state consumer protection and false advertising laws.

We are subject to possible administrative and legal proceedings and actions by these various regulatory bodies (see Note 19 to our consolidated financial statements, *Legal Proceedings and Contingencies*, in our 2008 Financial Report). Such actions may include product recalls, seizures and other civil and criminal sanctions.

The U.S. Congress and the FDA are considering proposals to change how the FDA assesses "follow-on biological" products. Depending on the specific provisions, legislative or regulatory changes that would facilitate the approval of such products could have an adverse impact on the Company's business.

*Medicare.* In December 2003, the Medicare Prescription Drug, Improvement, and Modernization Act of 2003 (the 2003 Medicare Modernization Act) was enacted. Medicare beneficiaries are now eligible to obtain subsidized prescription drug coverage from a choice of private sector plans. Approximately 90 percent of Medicare beneficiaries now have coverage for prescription medicines with high levels of beneficiary satisfaction and lower-than-expected costs to the government and to beneficiaries. It remains difficult to predict the long-term impact of the 2003 Medicare Modernization Act on pharmaceutical companies. The use of pharmaceuticals has increased slightly among some patients as the result of the expanded access to medicines afforded by coverage under Medicare. However, such expanded utilization has been largely offset by increased pricing pressure and competition

due to the enhanced purchasing power of the private sector plans that negotiate on behalf of Medicare beneficiaries and by an increase in the use of generic medicines in this population. Despite the success of Medicare Part D, legislative changes have been proposed to mandate government rebates in Medicare and to allow the federal government to directly negotiate prices with pharmaceutical manufacturers. It is expected that if legislation were enacted to mandate rebates or provide for direct government negotiation in Medicare Part D, access and reimbursement for our products would be restricted.

Pfizer is committed to helping ensure that all Americans without coverage for prescription medicines have access to Pfizer products. To that end, in 2004, we implemented our Helpful Answers program, an umbrella program that brings together Pfizer's long-standing patient assistance programs with Pfizer Pfriends, a prescription discount card offering savings on Pfizer prescription medicines for all Americans without prescription drug coverage, regardless of age or income. In addition, in January 2005, we joined Together Rx Access with nine other pharmaceutical companies to offer savings on over 275 medicines to Medicare-eligible, uninsured individuals under 65 who fall below certain income thresholds. Pfizer also participates in the Partnership for Prescription Assistance, a single point of access to more than 475 public and private patient assistance programs.

*Importation of Drugs.* There continue to be legislative proposals to amend U.S. law to allow the importation into the U.S. of prescription drugs from outside the U.S., which can be sold at prices that are regulated by the governments of various foreign countries. In addition to well-documented safety concerns, such importation could impact pharmaceutical prices in the U.S. While the 2003 Medicare Modernization Act maintains a prohibition on such imports, it would allow importation from Canada if the Secretary of HHS certifies that such importation is safe and would result in savings to consumers. Before the 2003 Medicare Modernization Act, federal law would have permitted importation of medicines into the U.S. from a considerably larger group of developed countries, provided the Secretary of HHS made the same safety and cost-savings certifications.



---

## [Table of Contents](#)

The Secretaries of HHS in both the Clinton and George W. Bush Administrations declined to certify that importation of medicines is safe and saves money. If the new Secretary of HHS were to certify that importation is safe and saves money, an increase in cross-border trade in medicines subject to foreign price controls in other countries could occur.

In December 2004, HHS and the Department of Commerce issued reports on drug importation and foreign price controls. The HHS report noted that it would be “extraordinarily difficult to ensure that drugs personally imported by individual consumers” could meet the standards of safety that would support certifying such importation as safe. While the report also concluded that the U.S. could establish a feasible basis for commercial drug importation, such a change in the law would require “new legal authorities, substantial additional resources and significant restrictions on the types of drugs that could be imported.” The report also noted that the total savings to be expected from such a commercial importation regime would be relatively small—1% or 2% of total drug spending in the U.S. The Commerce Department report confirmed that the lower prices in many countries result from governmental price controls, and these price controls adversely affect the amount of funding that is available for the discovery of new drugs. RAND Health, a division of the RAND Corporation, released a study in December 2008 showing that price controls in the U.S. would have a significant negative impact on health in both the U.S. and abroad by deterring the investment that leads to the discovery of new medicines.

*Medicaid and Related Matters.* Federal law requires us to give rebates to state Medicaid agencies based on each state’s reimbursement of pharmaceutical products under the Medicaid program. In recent years, various proposals have been offered at the federal and state levels that would bring about major changes in the Medicaid program. In the short term, driven by budget concerns, many states have implemented restrictive drug lists and state supplemental rebate programs under the Medicaid program. The downturn in state revenues, coupled with an anticipated increase in Medicaid program enrollment due to a declining economy, could cause rebate payments to rise in 2009. The majority of states use preferred drug lists to restrict access to certain medicines to Medicaid beneficiaries.

Restrictions exist for some Pfizer products in certain states. Access in the Medicaid managed care program is typically determined by the health plans providing coverage for Medicaid recipients contracting for the provision of services in the state. Access may vary by plan. However, there have been legislative proposals to apply government mandated Medicaid rebates to the Medicaid managed care program.

Effective January 1, 2007, changes to the treatment of authorized generics for purposes of calculating Medicaid rebates increased the amount of rebates we are required to pay on brand name drug sales after loss of exclusivity and on authorized generic sales to the Medicaid program. In an effort to increase coverage of the low income uninsured, a number of states are also considering expansion of eligibility for their Medicaid programs that would result in increased exposure to Medicaid rebates, though mostly to populations that currently do not have prescription drug coverage.

Some states are considering price-control regimes that would apply to broader segments of their populations that are not Medicaid eligible.

If many states were to require increased rebate payments in discount programs for the uninsured and link Medicaid beneficiaries’ access to our products to such discount programs, the impact on patients’ access to medicines and on Pfizer could be significant.

We also must give discounts or rebates on purchases or reimbursements of pharmaceutical products by certain other federal and state agencies and programs. See the discussion regarding rebates in the *Revenues* section of our 2008 Financial Report and in Note 1-G to our consolidated financial statements, *Significant Accounting Policies, Revenues*, in our 2008 Financial Report, which discussions are incorporated by reference.

*Marketing Restrictions.* A number of states are considering programs to control pharmaceutical marketing activities that go beyond commitments made related to adhering to the recently revised and strengthened PhRMA Code for Interactions with Healthcare Professionals. If implemented, such efforts have the potential to limit appropriate communication activities with healthcare professionals prescribing our medications.



---

## Table of Contents

*Health Reform.* Massachusetts continues to progress in the implementation of its program for health reform. Beginning on January 1, 2009, health plans participating in the Massachusetts program were required to provide a pharmacy benefit. However, the benefit requirement is expected to have a minimal impact on revenue. Follow-on cost containment legislation passed in Massachusetts at the end of 2008, including marketing restrictions, may also minimize the potential positive of the coverage requirement.

### *Outside the United States*

We encounter similar regulatory and legislative issues in most other countries. In Europe, Canada and some other international markets, the government provides healthcare at low direct cost to consumers and regulates pharmaceutical prices or patient reimbursement levels to control costs for the government-sponsored healthcare system. This international patchwork of price regulation has led to different prices and some third-party trade in our products from markets with lower prices. Such trade exploiting price differences between countries can undermine our sales in markets with higher prices.

The approval of new drugs across the European Union (EU) may only be achieved using the Mutual Recognition Procedure/Decentralized Procedure or EU Commission/European Medicines Agency (EMA) Central Approval Process, which applies in the 27 EU member states, plus Norway and Iceland, which are full participants in these registration processes. The use of these procedures provides a more rapid and consistent approval across the member states than was the case when the approval processes were operating independently within each country.

Since the EU does not have jurisdiction over patient reimbursement or pricing matters in its member states, we continue to deal with individual countries on such matters across the region.

During 2004, a comprehensive package of reforms was adopted (called New Medicines Legislation) amending EU law on the regulation of medicinal products in many areas, including approval procedures and safety reporting. Of particular note, the data exclusivity periods during which innovative companies' regulatory data are protected are required to be harmonized in all member states.

Implementation is complete or underway in most member states, which will facilitate the approval and launch of generic medicines. In addition, these reforms introduced a clear legal basis for the approval of "biosimilar" or "follow-on biological" products in the EU. Following the effectiveness of these new regulations (in November 2005), the first such products, including a biosimilar version of *Genotropin*, were approved in the EU in 2006. The new regulations also shortened certain approval timelines and introduced fast-track and conditional centralized authorizations. Pfizer's *Sutent* was the first product to be conditionally approved under the new law in 2006 (although its status subsequently was converted to full authorization).

On January 26, 2007, the new EU Regulation on Medicines for Pediatric Use became effective. This introduced new obligations on pharmaceutical companies to conduct research on their medicines for children and, subject to various conditions, offered the possibility of incentives for so doing, including exclusivity extensions. The aim of this regulation is to improve the health of children in the EU through high quality research, stimulating the development of new medicines, creating infrastructure to enable authorized use and improving the information on medicines for children. A Pediatric Committee (PDCO) was created within the EMA to provide scientific opinions and input on development plans for medicines for use with children.

On November 28, 2007, the EU Commission hosted the Transatlantic Administrative Simplification Workshop co-chaired by the EU Commission and the FDA, in co-operation with the EMA and the Heads of European Medicines Agencies, to identify opportunities for administrative simplification between the U.S. and the EU in the field of pharmaceutical regulation. These opportunities included possible harmonization of administrative practices and guidelines, not necessitating changes in regulations, while maintaining or increasing the current levels of Public Health protection. By freeing up resources, this cooperation will allow the industry to focus more of its resources on developing and supplying medicines to meet the needs of patients.

In Canada, the federal government controls drug approvals, patented drug prices, the intellectual property regime and reimbursement focused mainly

---

## [Table of Contents](#)

on Aboriginal Canadians. Health Canada is the government agency that provides regulatory and marketing approval for drugs and therapeutic products. In October 2006, Health Canada introduced its modernization initiative under the *Blueprint for Renewal: Modernizing Canada's Regulatory System for Health Products and Food* policy framework. The *Blueprint* includes ten objectives among which are: the Progressive Licensing Framework (PLF) for pharmaceuticals and biologics; adopting a product life-cycle approach to regulations; stronger post-market safety and surveillance systems; increased transparency and openness; emphasis on special populations (established the Expert Advisory Committee on Pediatrics); strengthening compliance and enforcement; and moving to an integrated health system (closer collaboration and consultation with provinces and territories with respect to access). In December 2007, the federal government issued its *New Food and Consumer Safety Action Plan* followed by Bill C-51 (April 2008) with proposed legislative amendments to the *Food and Drugs Act*. The Bill is expected to be re-introduced in 2009 and, if passed, would represent a most significant drug regulatory system reform and major change to Canada's drug approval system. Under the PLF, Health Canada is seeking to establish flexibility in the market authorization process that will lead to earlier and more appropriate access for patients to promising therapeutic products as well as focus on best patient outcomes. Current regulatory policies and initiatives, such as priority and conditional approvals, are already providing for internationally competitive approval timelines. As in the EU, *Sutent* was initially approved under the conditional provision. Furthermore, the modernization initiative is proposing the introduction of a regulatory pathway for "biosimilars" referred to as "Subsequent Entry Biologics" which is similar to the "follow-on biologics" concept in the U.S.

Introductory "non-excessive" prices and price increases are controlled by the federal Patented Medicines Prices Review Board. Canada's intellectual property regime for drugs, which was recently implemented under the Data Protection regulations and provides for a minimum of eight years of data protection for new chemical entities, has been challenged by recent litigation that has favored generic manufacturers. The federal government also has jurisdiction over international trade and therefore over the issue of cross-border trade in pharmaceuticals and internet pharmacies.

### **Environmental Law Compliance**

Most of our operations are affected by federal, state and/or local environmental laws. We have made, and intend to continue to make, necessary expenditures for compliance with applicable laws. We also are cleaning up environmental contamination from past industrial activity at certain sites (see Note 19 to our consolidated financial statements, *Legal Proceedings and Contingencies*, in our 2008 Financial Report). As a result, we incurred capital and operational expenditures in 2008 for environmental compliance purposes and for the clean-up of certain past industrial activity as follows:

- environment-related capital expenditures—\$64 million
- other environment-related expenses—\$156 million

While we cannot predict with certainty future capital expenditures or operating costs for environmental compliance, we do not believe they will have a material effect on our capital expenditures or competitive position.

### **Tax Matters**

The discussion of tax-related matters in Note 7 to our consolidated financial statements, *Taxes on Income*, in our 2008 Financial Report, is incorporated by reference.

### **Employees**

In our innovation-intensive business, our employees are vital to our success. We believe we have good relationships with our employees. As of December 31, 2008, we employed approximately 81,800 people in our operations throughout the world.



**ITEM 1A. RISK FACTORS**

The statements in this Section describe the major risks to our business and should be considered carefully. In addition, these statements constitute our cautionary statements under the Private Securities Litigation Reform Act of 1995.

*Our disclosure and analysis in this 2008 Form 10-K and in our 2008 Annual Report to Shareholders contain some forward-looking statements that set*

---

## Table of Contents

*forth anticipated results based on management's plans and assumptions. From time to time, we also provide forward-looking statements in other materials we release to the public, as well as oral forward-looking statements. Such statements give our current expectations or forecasts of future events; they do not relate strictly to historical or current facts. We have tried, wherever possible, to identify such statements by using words such as "anticipate," "estimate," "expect," "project," "intend," "plan," "believe," "will," "target", "forecast" and similar expressions in connection with any discussion of future operating or financial performance or business plans or prospects. In particular, these include statements relating to future actions, business plans and prospects, prospective products or product approvals, future performance or results of current and anticipated products, sales efforts, expenses, interest rates, foreign exchange rates, the outcome of contingencies, such as legal proceedings, and financial results.*

*We cannot guarantee that any forward-looking statement will be realized, although we believe we have been prudent in our plans and assumptions. Achievement of future results is subject to risks, uncertainties and potentially inaccurate assumptions. Should known or unknown risks or uncertainties materialize, or should underlying assumptions prove inaccurate, actual results could differ materially from past results and those anticipated, estimated or projected. You should bear this in mind as you consider forward-looking statements.*

*We undertake no obligation to publicly update forward-looking statements, whether as a result of new information, future events or otherwise. You are advised, however, to consult any further disclosures we make on related subjects in our 10-Q and 8-K reports to the SEC. Also note that we provide the following cautionary discussion of risks, uncertainties and possibly inaccurate assumptions relevant to our businesses. These are factors that, individually or in the aggregate, may cause our actual results to differ materially from expected and historical results. We note these factors for investors as permitted by the Private Securities Litigation Reform Act of 1995. You should understand that it is not possible to predict or identify all such factors. Consequently, you should not consider the following to be a complete discussion of all potential risks or uncertainties.*

### **Government Regulation and Managed Care Trends**

U.S. and foreign governmental regulations mandating price controls and limitations on patient access to our products impact our business, and our future results could be adversely affected by changes in such regulations. In the U.S., many of our pharmaceutical products are subject to increasing pricing pressures. Such pressures have increased as the result of the 2003 Medicare Modernization Act due to the enhanced purchasing power of the private sector plans that negotiate on behalf of Medicare beneficiaries. In addition, if the 2003 Medicare Modernization Act were amended to impose direct governmental price controls and access restrictions, it would have a significant adverse impact on our business. In addition, MCOs, as well as Medicaid and other government agencies, continue to seek price discounts. Some states have implemented and other states are considering price controls or patient-access constraints under the Medicaid program and some states are considering price-control regimes that would apply to broader segments of their populations that are not Medicaid eligible. Other matters also could be the subject of U.S. federal or state legislative or regulatory action that could adversely affect our business, including changes in patent laws, the importation of prescription drugs from outside the U.S. at prices that are regulated by the governments of various foreign countries, restrictions on U.S. direct-to-consumer advertising or limitations on interactions with healthcare professionals and the use of comparative effectiveness methodologies that could be implemented in a manner that focuses primarily on the cost differences and minimizes the therapeutic differences among pharmaceutical products.

The prohibition on the use of federal funds for reimbursement of ED medications by the Medicaid program, which became effective January 1, 2006, and the similar federal funding prohibition for the Medicare Part D program, which became effective January 1, 2007, has had an adverse effect on our business. Any prohibitions on the use of federal funds for reimbursement of other classes of drugs in the future may also have an adverse effect.

We encounter similar regulatory and legislative issues in most other countries. In Europe and some other international markets, the government

provides healthcare at low direct cost to consumers and

---

## [Table of Contents](#)

regulates pharmaceutical prices or patient reimbursement levels to control costs for the government-sponsored healthcare system. This international patchwork of price regulation has led to different prices and some third-party trade in our products from markets with lower prices. Such trade exploiting price differences between countries can undermine our sales in markets with higher prices. As a result, it is expected that pressures on the pricing component of operating results will continue.

### **Generic Competition**

Competition from manufacturers of generic drugs is a major challenge for us around the world. Upon the expiration or loss of patent protection for one of our products, or upon the “at-risk” launch (despite pending patent infringement litigation against the generic product) by a generic manufacturer of a generic version of one of our products, we can lose the major portion of sales of that product in a very short period, which can adversely affect our business. For example, the U.S. basic patent for *Camptosar* expired in February 2008.

Also, the patents covering several of our most important medicines, including *Lipitor*, *Celebrex*, *Detrol/Detrol LA*, and *Aricept*, are being challenged by generic manufacturers. In addition, our patent-protected products may face competition in the form of generic versions of branded products of competitors that lose their market exclusivity. For example, *Lipitor* began to face competition from generic pravastatin (Pravachol) and generic simvastatin (Zocor) during 2006.

### **Competitive Products**

We cannot predict with accuracy the timing or impact of the introduction of competitive products or their possible effect on our sales. Products that compete with our drugs, including some of our best-selling medicines, are launched from time to time. Launches of a number of competitive products have occurred in recent years, and certain potentially competitive products are in various stages of development, some of which have been filed for approval with the FDA and with regulatory authorities in other countries.

### **Dependence on Key In-Line and New Products**

We recorded direct product revenues of more than \$1 billion for each of nine pharmaceutical products in 2008: *Lipitor*, *Norvasc*, *Lyrica*, *Celebrex*, *Viagra*, *Detrol/Detrol LA*, *Xalatan/Xalacom*, *Geodon* and *Zyvox*. Those products accounted for 60% of our total Pharmaceutical revenues in 2008. *Lipitor* sales in 2008 were approximately \$12.4 billion, accounting for 28% of our total 2008 Pharmaceutical revenues. If the other products or any of our other major products were to become subject to problems such as loss of patent protection, changes in prescription growth rates, material product liability litigation, unexpected side effects, regulatory proceedings, publicity affecting doctor or patient confidence or pressure from existing competitive products, changes in labeling or if a new, more effective treatment should be introduced, the adverse impact on our revenues could be significant. For example, U.S. revenues for *Chantix* declined significantly in 2008 compared to 2007 following changes to the *Chantix* U.S. label during 2008. As noted, patents covering several of our best-selling medicines have recently expired or will expire in the next few years, and patents covering a number of our best-selling medicines are the subject of pending legal challenges. In addition, our revenues could be significantly impacted by the timing and rate of commercial acceptance of key new products, including *Selzentry/Celsentri* and *Toviaz*.

### **Specialty Pharmaceuticals**

Specialty pharmaceuticals refer to medicines that treat rare or life-threatening conditions that have smaller patient populations, such as certain types of cancer, multiple sclerosis and HIV. The growing availability and use of innovative specialty pharmaceuticals, combined with their relative higher cost as compared to other types of pharmaceutical products, is beginning to generate significant payer interest in developing cost containment strategies targeted to this sector. While the impact on Pfizer of payers' efforts to control access and pricing of specialty pharmaceuticals has been limited to date, the Company's growing portfolio of specialty products, combined with the increasing use of health technology assessment in markets around the world and the deteriorating finances of governments, may lead to a more significant adverse business impact in the future.



---

## [Table of Contents](#)

### **Research and Development Investment**

The discovery and development of new products as well as the development of additional uses for existing products are very important to the success of the Company. However, balancing current growth and investment for the future remains a major challenge. Our ongoing investments in new product introductions and in research and development for new products and existing product extensions could exceed corresponding sales growth. This could produce higher costs without a proportional increase in revenues.

### **Development, Regulatory Approval and Marketing of Products**

Risks and uncertainties apply particularly with respect to product-related, forward-looking statements. The outcome of the lengthy and complex process of identifying new compounds and developing new products is inherently uncertain. There can be no assurance as to whether or when we will receive regulatory approval for new products or for new indications or dosage forms for existing products. Decisions by regulatory authorities regarding labeling and other matters could adversely affect the availability or commercial potential of our products. There also are many considerations that can affect marketing of pharmaceutical products around the world. Regulatory delays, the inability to successfully complete clinical trials, claims and concerns about safety and efficacy, new discoveries, patent disputes and claims about adverse side effects are a few of the factors that could adversely affect the realization of research and development and product-related, forward-looking statements.

### **Research Studies**

Decisions about research studies made early in the development process of a drug candidate can have a substantial impact on the marketing strategy once the drug receives approval. More detailed studies may demonstrate additional benefits that can help in the marketing, but they consume time and resources and can delay submitting the drug candidate for initial approval. We try to plan clinical trials prudently, but there is no guarantee that a proper balance of speed and testing will be made in each case. The quality of our decisions in this area could affect our future results.

### **Interest Rate and Foreign Exchange Risk**

58% of our total 2008 revenues was derived from international operations, including 31% from the Europe region and 15% from the Japan/Asia region. These international-based revenues, as well as our substantial international net assets, expose our revenues and earnings to foreign currency exchange rate changes. In addition, our interest-bearing investments, loans and borrowings are subject to risk from changes in interest rates and foreign exchange rates. These risks and the measures we have taken to help contain them are discussed in the section entitled *Financial Risk Management* in our 2008 Financial Report. For additional details, see Note 9D to our consolidated financial statements, *Financial Instruments: Derivative Financial Instruments and Hedging Activities*, in our 2008 Financial Report. Those sections of our 2008 Financial Report are incorporated by reference.

Notwithstanding our efforts to foresee and mitigate the effects of changes in fiscal circumstances, we cannot predict with certainty changes in currency and interest rates, inflation or other related factors affecting our businesses.

### **Risks Affecting International Operations**

Our international operations also could be affected by changes in intellectual property legal protections and remedies, trade regulations and procedures and actions affecting approval, production, pricing, reimbursement and marketing of products, as well as by unstable governments and legal systems and inter-governmental disputes. Any of these changes could adversely affect our business.

### **Global Economic Conditions**

The recent changes in global financial markets have not had, nor do we anticipate they will have, a significant impact on our liquidity. Due to our significant operating cash flow, financial assets, access to capital markets and available lines of credit and revolving credit agreements, we continue to believe that we have the ability to meet our financing needs for the foreseeable future. As market conditions change, we will continue to

monitor our liquidity position. However, there can be no assurance that our liquidity or our results of operations will not be affected by recent and possible future changes in global financial markets and global economic conditions.

---

## [Table of Contents](#)

Moreover, like other businesses, we face the potential effects of the global economic recession. Unprecedented market conditions including illiquid credit markets, volatile equity markets, dramatic fluctuations in foreign currency rates and economic recession could affect future results.

### **Product Manufacturing and Marketing Risks**

Difficulties or delays in product manufacturing or marketing, including, but not limited to, the inability to increase production capacity commensurate with demand or the failure to predict market demand for, or to gain market acceptance of, approved products, could affect future results.

### **Cost and Expense Control/Unusual Events**

Growth in costs and expenses, changes in product, segment and geographic mix and the impact of acquisitions, divestitures, restructurings, product withdrawals and other unusual events that could result from evolving business strategies, evaluation of asset realization and organizational restructuring could adversely affect future results. Such risks and uncertainties include, in particular, our ability to realize the projected benefits of our cost-reduction initiatives.

### **Changes in Laws and Accounting Standards**

Our future results could be adversely affected by changes in laws and regulations, including changes in accounting standards, taxation requirements (including tax-rate changes, new tax laws and revised tax law interpretations), competition laws and environmental laws in the U.S. and other countries.

### **Terrorist Activity**

Our future results could be adversely affected by changes in business, political and economic conditions, including the cost and availability of insurance, due to the threat of terrorist activity in the U.S. and other parts of the world and related U.S. military action overseas.

### **Legal Proceedings**

We and certain of our subsidiaries are involved in various patent, product liability, consumer, commercial, securities, environmental and tax

litigations and claims, government investigations, and other legal proceedings that arise from time to time in the ordinary course of our business. Litigation is inherently unpredictable, and excessive verdicts do occur. Although we believe we have substantial defenses in these matters, we could in the future incur judgments or enter into settlements of claims that could have a material adverse effect on our results of operations in any particular period.

Patent claims include challenges to the coverage and/or validity of our patents on various products or processes. Although we believe we have substantial defenses to these challenges with respect to all our material patents, there can be no assurance as to the outcome of these matters, and a loss in any of these cases could result in a loss of patent protection for the drug at issue, which could lead to a significant loss of sales of that drug and could materially affect future results of operations.

### **Business Development Activities**

We plan to continue to enhance our in-line products and product pipeline through acquisitions, licensing and alliances (see *Regulatory Environment and Pipeline Productivity* under *Our Operating Environment and Response to Key Opportunities and Challenges* in our 2008 Financial Report, which is incorporated by reference). However, these enhancement plans are subject to the availability and cost of appropriate opportunities and competition from other pharmaceutical companies that are seeking similar opportunities.

### **Information Technology**

We rely to a large extent upon sophisticated information technology systems and infrastructure. The size and complexity of our computer systems make them potentially vulnerable to breakdown, malicious intrusion and random attack. Likewise, data privacy breaches by employees and others with permitted access to our systems may pose a risk



that sensitive data may be exposed to unauthorized persons or to the public. While we have invested heavily in protection of data and information technology, there can be no assurance that our efforts will prevent breakdowns or breaches in our systems that could adversely affect our business.

---

## [Table of Contents](#)

### **Risk Factors Related To The Proposed Wyeth Acquisition**

#### ***We may fail to realize all of the anticipated benefits of the acquisition.***

The success of the acquisition will depend, in part, on our ability to realize the anticipated benefits and cost savings from combining the businesses of Pfizer and Wyeth. However, to realize these anticipated benefits and cost savings, we must successfully combine the businesses of Pfizer and Wyeth. If we are not able to achieve these objectives, the anticipated benefits and cost savings of the acquisition may not be realized fully or at all or may take longer to realize than expected.

Pfizer and Wyeth have operated and, until the completion of the acquisition, will continue to operate, independently. It is possible that the integration process could result in the loss of key employees, the disruption of each company's ongoing businesses or inconsistencies in standards, controls, procedures and policies that adversely affect our ability to maintain relationships with customers, suppliers, distributors, creditors, lessors, clinical trial investigators or managers of its clinical trials or to achieve the anticipated benefits of the acquisition. Integration efforts between the two companies will also divert management attention and resources. These integration matters could have an adverse effect on each of Wyeth and Pfizer during such transition period.

#### ***Failure to complete the acquisition could negatively impact our stock price and our future business and financial results .***

If the acquisition is not completed or our financing for the transaction becomes unavailable, our ongoing business and financial results may be adversely affected and we will be subject to a number of risks, including the following:

- if our financing for the acquisition becomes unavailable, we will, under circumstances specified in the merger agreement, be required to pay significant liquidated damages to Wyeth or be compelled to take certain actions to specifically perform our obligation to consummate the acquisition;
- we will be required to pay certain costs relating to the acquisition, whether or not the acquisition is completed;
- matters relating to the acquisition (including integration planning) may require substantial commitments of time and resources by our management, which could otherwise have been devoted to other opportunities that may have been beneficial to us.

We could also be subject to litigation related to any failure to complete the acquisition. If the acquisition is not completed, these risks may materialize and may adversely affect our business, financial results and stock price.

#### ***The required regulatory approvals may not be obtained or may contain materially burdensome conditions that could have an adverse effect on us.***

Completion of the acquisition is conditioned upon the receipt of certain governmental approvals, including, without limitation, the expiration or termination of the applicable waiting period under the Hart-Scott-Rodino Act, the issuance by the European Commission of a decision under the EC Merger Regulation declaring the acquisition compatible with the Common Market, the approval of the acquisition under the China Anti-Monopoly Law and the approval of the acquisition by the antitrust regulators in Canada and Australia. Although Pfizer and Wyeth have agreed in the merger agreement to use their reasonable best efforts to obtain the requisite governmental approvals, there can be no assurance that these approvals will be obtained. In addition, the governmental authorities from which these approvals are required may impose conditions on the completion of the acquisition or require changes to the terms of the acquisition. Under the terms of the merger agreement, we are required, if necessary to receive antitrust approval, to make divestitures of assets so long as such divestitures would not result in the one-year loss of net sales (measured by net 2008 sales revenue) in excess of \$3 billion. If we become subject to any material conditions in order to obtain any approvals required to complete the acquisition, our business and results of operations may be adversely

affected.

***We will take on substantial additional indebtedness to finance the acquisition.***

Upon completion of the acquisition, we will increase our indebtedness which will include acquisition debt financing of approximately \$22.5 billion and the assumption of Wyeth's debt

---

## **Table of Contents**

obligations. The financial and other covenants that we agree to in connection with such indebtedness and our increased indebtedness and higher debt-to-equity ratio in comparison to that of Pfizer on a recent historical basis could, among other things, reduce our flexibility to respond to changing business and economic conditions and increase our borrowing costs.

### ***We will incur significant transaction and acquisition-related costs in connection with the acquisition.***

We expect to incur a number of non-recurring costs associated with integrating the operations of Wyeth. The substantial majority of non-recurring expenses resulting from the acquisition will be comprised of transaction costs related to the acquisition, facilities and systems consolidation costs and employment—related costs. We will also incur transaction fees and costs related to formulating integration plans. Additional unanticipated costs may be incurred in the integration of Wyeth's business. Although we expect that the elimination of duplicative costs, as well as the realization of other efficiencies related to the integration of the businesses, should allow us to more than offset incremental transaction and acquisition-related costs over time, this net benefit may not be achieved in the near term, or at all.

### ***The merger may not be accretive and may cause dilution to our earnings per share, which may harm the market price of our common stock.***

We currently anticipate that the merger will be accretive to earnings per share during the calendar year 2011. This expectation is based on preliminary estimates which may materially change after the completion of the merger. We could also encounter additional transaction and integration-related costs or other factors such as the failure to realize all of the benefits anticipated in the merger. All of these factors could cause dilution to our earnings per share or decrease or delay the expected accretive effect of the merger and cause a decrease in the price of our common stock.

### ***Charges to earnings resulting from the application of the purchase method of accounting may adversely affect the market value of our common stock following the merger.***

In accordance with U.S. GAAP, we will be considered the acquirer for accounting purposes. We will account for the merger using the purchase method of accounting, which will result in charges to our earnings that could adversely affect the market value of our Common Stock following the completion of the merger. Under the purchase method of accounting, we will allocate the total purchase price to the assets acquired and liabilities assumed from Wyeth based on their fair values as of the date of the completion of the merger, and record any excess of the purchase price over those fair values as goodwill. For certain tangible and intangible assets, reevaluating their fair values as of the completion date of the merger will result in our incurring additional depreciation and/or amortization expense that exceed the combined amounts recorded by Pfizer and Wyeth prior to the merger. This increased expense will be recorded by us over the useful lives of the underlying assets. In addition, to the extent the value of goodwill or intangible assets were to become impaired, we may be required to incur charges relating to the impairment of those assets.

### ***Wyeth faces litigation risks and is the subject of various legal proceedings.***

If we consummate our acquisition of Wyeth, we will assume Wyeth's risks arising from legal proceedings. Like all pharmaceutical companies in the current legal environment, Wyeth is involved in various patent, product liability, consumer, commercial, securities, environmental and tax litigations and claims, government investigations, and other legal proceedings that arise from time to time in the ordinary course of its business. We cannot predict with certainty the eventual outcome of Wyeth's pending or future legal proceedings and the ultimate outcome of such matters could be material to our results of operations, cash flows and financial condition.

## **ITEM 1B. UNRESOLVED STAFF COMMENTS**

Not applicable.



## ITEM 2. PROPERTIES

Our corporate headquarters and the headquarters of our Worldwide Pharmaceutical and Animal Health businesses are located in New York City, which includes several owned and leased buildings.

For our Worldwide Pharmaceutical business, we own and lease space around the world for sales and marketing, administrative support and customer service functions. Global initiatives were recently launched to improve the utilization of all facilities and reduce the cost of our global real estate portfolio.

Our Global Research and Development and Biotechnology and Bioinnovation Center divisions are headquartered in owned and leased facilities in New London, Connecticut and South San Francisco, California, respectively. We operate both divisions in a number of locations around the world. Several efforts to more efficiently use our R&D facilities have been completed. Our former facility in Ann Arbor, Michigan was closed and is under contract to be sold in 2009, and the disposition of three other excess facilities in Michigan have been completed.

We have veterinary medicine research and development operations in owned or leased facilities in Kalamazoo and Richland Township, Michigan, Durham, North Carolina, Lincoln, Nebraska, Thane, India, Sandwich, England, Louvain-la-Neuve, Belgium and Melbourne, Australia.

Our Global Manufacturing (PGM) division is headquartered in New York, NY and in Peapack, NJ and operates plants in 46 locations around the world that manufacture products for our Pharmaceutical and Animal Health businesses. Major facilities are located in Belgium, France, Germany, Ireland, Italy, Japan, Puerto Rico, Singapore, and the United States. The Global Manufacturing division also operates distribution facilities in major markets around the world. As part of Pfizer's Transformation and Plant Network Strategy productivity initiatives, five of these manufacturing facilities are scheduled to be sold or closed within the next several years as Global Manufacturing continues to optimize its plant network.

In general, our properties are well maintained, adequate and suitable for their purposes. See Note 11 to our consolidated financial statements, *Property*,

*Plant and Equipment*, in our 2008 Financial Report, which discloses amounts invested in land, buildings and equipment and which is incorporated by reference. See also the discussion under Note 17 to our consolidated financial statements, *Lease Commitments*, in our 2008 Financial Report, which is also incorporated by reference.

## ITEM 3. LEGAL PROCEEDINGS

Certain legal proceedings in which we are involved are discussed in Note 19 to our consolidated financial statements, *Legal Proceedings and Contingencies*, in our 2008 Financial Report, which is incorporated by reference.

## ITEM 4. SUBMISSION OF MATTERS TO A VOTE OF SECURITY HOLDERS

Not applicable.

---

[Table of Contents](#)**EXECUTIVE OFFICERS OF THE COMPANY**

The executive officers of the Company are set forth in this table. Each holds the offices indicated until his or her successor is chosen and qualified at the regular meeting of the Board of Directors to be held immediately following the 2009 Annual Meeting of Shareholders. Each of the executive officers is a member of the Pfizer Executive Leadership Team.

<u>Name</u>	<u>Age</u>	<u>Position</u>
Jeffrey B. Kindler	53	Chief Executive Officer since July, 2006. He became Chairman of the Board in December 2006. He was Vice Chairman and General Counsel from March 2005 to July 2006, Executive Vice President and General Counsel from April 2004 to March 2005, and Senior Vice President and General Counsel from January 2002 to April 2004. Prior to joining Pfizer, Mr. Kindler served as Chairman of Boston Market Corporation from 2000 to 2001, and President of Partner Brands during 2001, both companies owned by McDonald's Corporation. He was Executive Vice President, Corporate Relations and General Counsel of McDonald's Corporation from 1997 to 2001, and from 1996 to 1997 served as that company's Senior Vice President and General Counsel. Member of the U.S.-Japan Business Council and the Boards of Trustees of Ronald McDonald House Charities and Tufts University.
Frank A. D'Amelio	51	Chief Financial Officer since September 2007. Previously, he was Senior Executive Vice President of Integration and Chief Administrative Officer of Alcatel-Lucent from November 2006 until August 2007. Mr. D'Amelio was the Chief Operating Officer of Lucent Technologies from January 2006 until November 2006 and from May 2001 until January 2006, he was Executive Vice President, Administration, and Chief Financial Officer of Lucent Technologies. He is a Director of Humana, Inc., the Independent College Fund of New Jersey and the JP Morgan Chase National Advisory Board.
Joseph M. Feczko	59	Senior Vice President and Chief Medical Officer since August 2006. Dr. Feczko, who joined us in 1982, has held various positions of increasing responsibility in research and development and medical and regulatory operations. He was promoted to his position as Chief Medical Officer in 2002. Dr. Feczko is board-certified in Internal Medicine and a specialist in infectious diseases. After four years as Medical Director at GlaxoSmithKline's Research & Development headquarters in London, Dr. Feczko returned to Pfizer in 1996 and was promoted to the position of Senior Vice President, Medical and Regulatory Operations for Global Pharmaceuticals. Dr. Feczko has announced that he will retire in April 2009.
Corey S. Goodman	57	Senior Vice President and President of Pfizer's Biotherapeutics and Bioinnovation Center since October 2007. Dr. Goodman has advised numerous biotechnology companies and co-founded two companies, Exelixis and Renovis, Inc. He served as President and Chief Executive Officer of Renovis from 2001 until 2007. Dr. Goodman was a professor at the University of California, Berkeley from 1987 to 2001, and, while on faculty, served as the Evan Rauch Professor of Neuroscience, the Director of the Wills Neuroscience Institute and an Investigator with the Howard Hughes Medical Institute. Dr. Goodman is an Adjunct Professor at the University of California San Francisco and an elected member of the U.S. National Academy of Sciences. He is a member of the supervisory board of Evotec AG.

---

## Table of Contents

Martin Mackay	52	Senior Vice President and President of Pfizer Global Research & Development (PGRD) since October 2007. Early in 2007, he was named Vice President, PGRD, Head of Worldwide Development. From 2003 to 2007, he held the position of Senior Vice President, Head of Worldwide Research and Technology. From 1999 to 2003 he was Senior Vice President, Head of Worldwide Discovery. In 1998 he held the position of Vice President, UK Discovery and in 1997 he was Senior Director, Head of Biology.
Mary McLeod	52	Senior Vice President of Worldwide Human Resources since April 2007. She served in this role on an interim basis from January to April 2007 while she was a consultant at Korn Consulting Group. Prior to that, she led Human Resources for Symbol Technologies from 2005 to 2006 and was the head of Human Resources for Charles Schwab & Co., Inc. from 2001 to 2004. From 1999 to 2001, she was Vice President-Human Resources for Cisco Systems and prior to that, Vice President of Human Resources for General Electric Company from 1992 to 1997. She is a Director of Belden Inc.
Ian C. Read	55	Senior Vice President and President, Worldwide Pharmaceutical Operations since August 2006. Mr. Read has held various positions of increasing responsibility in pharmaceutical operations. He previously served as Area President for the Europe, Canada, Africa and Middle East and Latin America regions and Senior Vice President of the Pfizer Pharmaceuticals Group. Mr. Read was elected a Vice President of Pfizer Inc. in April 2001. He is a Director of Kimberly—Clark Corporation.
Natale S. Ricciardi	60	Senior Vice President and President—Pfizer Global Manufacturing since October 2004. He held a number of positions of increasing responsibility in manufacturing before being named U.S. Area Vice President/Team Leader for Pfizer Global Manufacturing in 1999. Mr. Ricciardi joined us in 1972. He is a Director of Mediacom Communications Corp.
William R. Ringo	63	Senior Vice President of Strategy and Business Development since April 2008. Prior to joining Pfizer, Mr. Ringo served as Executive in Residence at Sofinnova Ventures from January 2007 until March 2008 and as Executive in Residence at Warburg Pincus, a global private equity investment firm from November 2006 to December 2007. From August 2004 to April 2006, he was President and CEO of Abgenix, Inc., a biotechnology firm.
Amy W. Schulman	48	Senior Vice President and General Counsel of Pfizer since June 2008. In July 2008, she was elected Corporate Secretary. Ms. Schulman was a partner at the law firm of DLA Piper from 1997 until joining Pfizer.
Sally Susman	47	Senior Vice President and Chief Communications Officer since February 2008. Prior to joining Pfizer, Ms. Susman held senior level positions at The Estee Lauder Companies, including Executive Vice President from December 2004 to January 2008 and Senior Vice President—Global Communications from September 2000 through November 2004. Earlier in her career, Ms. Susman was responsible for all of American Express International's internal and external communications and governmental affairs and spent eight years in government service focused on international trade issues.



PART II

**ITEM 5. MARKET FOR THE COMPANY’S COMMON EQUITY, RELATED STOCKHOLDER MATTERS AND ISSUER PURCHASES OF EQUITY SECURITIES**

The principal market for our Common Stock is the New York Stock Exchange Euronext. Our stock is also listed on the London and Swiss Stock Exchanges and is traded on various United States regional stock exchanges. Additional information required by this item is incorporated by reference from the table captioned *Quarterly Consolidated Financial Data (Unaudited)* in our 2008 Financial Report.

This table provides certain information with respect to our purchases of shares of the Company’s Common Stock during the fiscal fourth quarter of 2008:

**Issuer Purchases of Equity Securities(a)**

<u>Period</u>	<u>Total Number of Shares Purchased(b)</u>	<u>Average Price Paid per Share(b)</u>	<u>Total Number of Shares Purchased as Part of Publicly Announced Plan(a)</u>	<u>Approximate Dollar Value of Shares that May Yet Be Purchased Under the Plan(a)</u>
September 29, 2008				
Through				
October 31, 2008	<u>183,557</u>	<u>\$ 18.80</u>		<u>\$ 5,033,723,296</u>
November 1, 2008				
Through				
November 30, 2008	<u>18,896</u>	<u>\$ 17.45</u>		<u>\$ 5,033,723,296</u>
December 1, 2008				
Through				
December 31, 2008	<u>236,564</u>	<u>\$ 16.29</u>		<u>\$ 5,033,723,296</u>
Total	<u>439,017</u>	<u>\$ 17.39</u>		

(a) On June 23, 2005, Pfizer announced that the Board of Directors authorized a \$5 billion share-purchase plan (the 2005 Stock Purchase Plan). On June 26, 2006, Pfizer announced that the Board of Directors increased the authorized amount of shares to be purchased under the 2005 Stock Purchase Plan from \$5 billion to \$18 billion. On January 23, 2008, Pfizer announced that the Board of Directors had authorized a new \$5 billion share-purchase plan to be utilized from time to time.

(b) These columns reflect the following transactions during the fourth quarter of 2008: (i) the open-market purchase by the trustee of 119,812 shares of common stock in connection with the reinvestment of dividends paid on common stock held in trust for employees who were granted performance-contingent share awards and who deferred receipt of such awards, (ii) the surrender to Pfizer of 193,917 shares of common stock to satisfy tax withholding obligations in connection with the vesting of restricted stock and restricted stock units issued to employees, and (iii) the surrender to Pfizer of 125,288 shares of common stock to satisfy tax withholding obligations in connection with vesting of performance-contingent share awards issued to employees.

---

## [Table of Contents](#)

### **ITEM 6. SELECTED FINANCIAL DATA**

Information required by this item is incorporated by reference from the *Financial Summary* in our 2008 Financial Report.

### **ITEM 7. MANAGEMENT'S DISCUSSION AND ANALYSIS OF FINANCIAL CONDITION AND RESULTS OF OPERATIONS**

Information required by this item is incorporated by reference from the Financial Review section of our 2008 Financial Report.

### **ITEM 7A. QUANTITATIVE AND QUALITATIVE DISCLOSURES ABOUT MARKET RISK**

Information required by this item is incorporated by reference from the discussion under the heading *Financial Risk Management* in our 2008 Financial Report.

### **ITEM 8. FINANCIAL STATEMENTS AND SUPPLEMENTARY DATA**

Information required by this item is incorporated by reference from the *Report of Independent Registered Public Accounting Firm on the Consolidated Financial Statements* in our 2008 Financial Report and from the consolidated financial statements, related notes and supplementary data in our 2008 Financial Report.

### **ITEM 9. CHANGES IN AND DISAGREEMENTS WITH ACCOUNTANTS ON ACCOUNTING AND FINANCIAL DISCLOSURE**

Not applicable.

### **ITEM 9A. CONTROLS AND PROCEDURES**

#### **Disclosure Controls**

As of the end of the period covered by this 2008 Form 10-K, we carried out an evaluation, under the supervision and with the participation of our principal executive officer and principal financial officer, of the effectiveness of the design and operation of our disclosure controls and procedures (as such term is defined in Rules 13a-15(e) and

15d-15(e) under the Securities Exchange Act of 1934 (the "Exchange Act")). Based on this evaluation, our principal executive officer and principal financial officer concluded that our disclosure controls and procedures are effective in alerting them in a timely manner to material information required to be disclosed in our periodic reports filed with the SEC.

#### **Internal Control over Financial Reporting**

Management's report on the Company's internal control over financial reporting (as such term is defined in Rules 13a-15(f) and 15d-15(f) under the Exchange Act), and the related report of our independent public accounting firm, are included in our 2008 Financial Report under the headings *Management's Report on Internal Control Over Financial Reporting* and *Report of Independent Registered Public Accounting Firm on Internal Control Over Financial Reporting*, respectively, and are incorporated by reference.

**Changes in Internal Controls**

During our most recent fiscal quarter, there has not been any change in our internal control over financial reporting (as such term is defined in Rules 13a-15(f) and 15d-15(f) under the Exchange Act) that has materially affected, or is reasonably likely to materially affect, our internal control over financial reporting. However, we do wish to highlight some changes which, taken together, are expected to have a favorable impact on our controls over a multi-year period. We continue to pursue a multi-year initiative to outsource some transaction-processing activities within certain accounting processes and are migrating to a consistent enterprise resource planning system across the organization. These are enhancements of ongoing activities to support the growth of our financial shared service capabilities and standardize our financial systems. None of these initiatives is in response to any identified deficiency or weakness in our internal control over financial reporting.

**ITEM 9B. OTHER INFORMATION**

Not applicable.

**PART III**

**ITEM 10. DIRECTORS, EXECUTIVE OFFICERS AND CORPORATE GOVERNANCE**

Information about our Directors is incorporated by reference from the discussion under Item 1 of our 2009 Proxy Statement. Information about compliance with Section 16(a) of the Exchange Act is incorporated by reference from the discussion under the heading *Section 16(a) Beneficial Ownership Reporting Compliance* in our 2009 Proxy Statement. Information about the Pfizer Policies on Business Conduct governing our employees, including our Chief Executive Officer, Chief Financial Officer and Principal Accounting Officer, and the Code of Business Conduct and Ethics governing our Directors, is incorporated by reference from the discussion under the heading *Pfizer Policies on Business Ethics and Conduct* in our 2009 Proxy Statement. Information regarding the procedures by which our stockholders may recommend nominees to our Board of Directors is incorporated by reference from the discussion under the heading *Requirements, Including Deadlines, for Submission of Proxy Proposals, Nomination of Directors and Other Business of Shareholders* in our 2009 Proxy Statement. Information about our Audit Committee, including the members of the Committee, and our Audit Committee financial experts, is incorporated by reference from the discussion under the headings *The Audit Committee and Audit Committee Financial Experts* in our 2009 Proxy Statement. The balance of the information required by this item is contained in the discussion entitled *Executive Officers of the Company* in Part I of this 2008 Form 10-K.

**ITEM 11. EXECUTIVE COMPENSATION**

Information about Director and executive compensation is incorporated by reference from the discussion under the headings: *Compensation of Non-Employee Directors, Executive Compensation, Compensation Committee Interlocks and Insider Participation* in our 2009 Proxy Statement.

**ITEM 12. SECURITY OWNERSHIP OF CERTAIN BENEFICIAL OWNERS AND MANAGEMENT AND RELATED STOCKHOLDER MATTERS**

Information required by this item is incorporated by reference from the discussion under the headings *Securities Ownership and Compensation Discussion and Analysis* in our 2009 Proxy Statement.

**ITEM 13. CERTAIN RELATIONSHIPS AND RELATED TRANSACTIONS AND DIRECTOR INDEPENDENCE**

Information about certain relationships and transactions with related parties is incorporated by reference from the discussion under the headings *Review of Related Person Transactions and Transactions with Related Persons* in our 2009 Proxy Statement. Information about director independence is incorporated by reference from the discussion under the heading *Director Independence* in our 2009 Proxy Statement.

**ITEM 14. PRINCIPAL ACCOUNTANT FEES AND SERVICES**

Information about the fees for professional services rendered by our independent auditors in 2008 and 2007 is incorporated by reference from the discussion under the heading *Audit and Non-Audit Fees* in Item 2 of our 2009 Proxy Statement. Our Audit Committee's policy on pre-approval of audit and permissible non-audit services of our independent auditors is incorporated by reference from the section captioned *Policy on Audit Committee Pre-Approval of Audit and Permissible Non-Audit Services of Independent Registered Public Accounting Firm* in Item 2 of our 2009 Proxy Statement.



**ITEM 15. EXHIBITS AND FINANCIAL STATEMENT SCHEDULES**

**15(a)(1) Financial Statements.** The following consolidated financial statements, related notes, report of independent registered public accounting firm and supplementary data from our 2008 Financial Report are incorporated by reference into Item 8 of Part II of this 2008 Form 10-K:

- Report of Independent Registered Public Accounting Firm on the Consolidated Financial Statements
- Consolidated Statements of Income
- Consolidated Balance Sheets
- Consolidated Statements of Shareholders' Equity
- Consolidated Statements of Cash Flows
- Notes to Consolidated Financial Statements
- Quarterly Consolidated Financial Data (Unaudited)

**15(a)(2) Financial Statement Schedules.** Schedules are omitted because they are not required or because the information is provided elsewhere in the financial statements. The financial statements of unconsolidated subsidiaries are omitted because, considered in the aggregate, they would not constitute a significant subsidiary.

**15(a)(3) Exhibits.** These exhibits are available upon request. Requests should be directed to Matthew Lepore, Vice President, Chief Counsel-Corporate Governance and Assistant General Counsel, Pfizer Inc., 235 East 42nd Street, New York, NY 10017-5755. The exhibit numbers preceded by an asterisk (\*) indicate exhibits physically filed with this 2008 Form 10-K. All other exhibit numbers indicate exhibits filed by incorporation by reference. Exhibit numbers 10(1) through 10(23) are management contracts or compensatory plans or arrangements.

- 2(1) Agreement and Plan of Merger dated as of July 13, 2002 among Pfizer Inc., Pilsner Acquisition Sub Corp. and Pharmacia Corporation is <sup>1</sup> incorporated by reference from Amendment No. 2 to our Registration Statement on Form S-4 as filed with the SEC on October 17, 2002.
- 2(2) Agreement and Plan of Merger dated as of January 25, 2009 among Pfizer Inc., Wagner Acquisition Corp. and Wyeth is incorporated by reference from our 8-K report filed on January 29, 2009.
- 3(1) Our Restated Certificate of Incorporation dated April 12, 2004, is incorporated by reference from our 10-Q report for the period ended March 28, 2004.
- 3(2) Amendment dated May 1, 2006 to Restated Certificate of Incorporation dated April 12, 2004, is incorporated by reference from our 10-Q report for the period ended July 2, 2006.
- 3(3) Our By-laws, as amended October 23, 2008, are incorporated by reference from our 8-K report filed on October 24, 2008.
- 4(1) Indenture, dated as of January 30, 2001, between us and The Chase Manhattan Bank, is incorporated by reference from our 8-K report filed on January 30, 2001.
- 4(2) Except as set forth in Exhibit 4(1) above, the instruments defining the rights of holders of long-term debt securities of the Company and its subsidiaries have been omitted.
- 10(1) 2001 Stock and Incentive Plan is incorporated by reference from our Proxy Statement for the 2001 Annual Meeting of Shareholders.

<sup>1</sup> We agree to furnish to the SEC, upon request, a copy of each exhibit to this Agreement and Plan of Merger.

<sup>2</sup> We agree to furnish to the SEC, upon request, a copy of each instrument with respect to issuances of long-term debt of the Company and its subsidiaries.

---

## Table of Contents

- 10(2) Pfizer Inc. 2004 Stock Plan is incorporated by reference from our Proxy Statement for the 2004 Annual Meeting of Shareholders.
- 10(3) Form of Stock Option Grant Notice and Summary of Key Terms is incorporated by reference from our 10-Q report for the period ended September 26, 2004.
- 10(4) Form of Restricted Stock Grant Notice is incorporated by reference from our 10-Q report for the period ended September 26, 2004.
- 10(5) Form of Performance-Contingent Share Award Grant Notice is incorporated by reference from our 10-Q report for the period ended September 26, 2004.
- 10(6) Stock and Incentive Plan, as amended through July 1, 1999, is incorporated by reference from our 1999 10-K report.
- 10(7) Pfizer Retirement Annuity Plan, as amended through November 6, 1997, is incorporated by reference from our 1997 10-K report.
- 10(8) Nonfunded Supplemental Retirement Plan is incorporated by reference from our 1996 10-K report.
- 10(9) Nonfunded Deferred Compensation and Supplemental Savings Plan, as amended and restated as of February 1, 2002, is incorporated by reference from our 2002 10-K report.
- 10(10) Executive Annual Incentive Plan is incorporated by reference from our Proxy Statement for the 1997 Annual Meeting of Shareholders.
- 10(11) Summary of Annual Incentive Plan is incorporated by reference from our 2000 10-K report.
- 10(12) 2001 Performance-Contingent Share Award Plan is incorporated by reference from our Proxy Statement for the 2001 Annual Meeting of Shareholders.
- 10(13) Performance-Contingent Share Award Program is incorporated by reference from our 10-Q report for the period ended September 29, 1996.
- 10(14) Deferred Compensation Plan is incorporated by reference from our 1997 10-K report.
- 10(15) Non-Employee Directors' Retirement Plan (frozen as of October 1996) is incorporated by reference from our 1996 10-K report.
- 10(16) Restricted Stock Plan for Non-Employee Directors is incorporated by reference from our 1996 10-K report.
- 10(17) The form of Indemnification Agreement with each of our non-employee Directors is incorporated by reference from our 1996 10-K report.
- 10(18) The form of Indemnification Agreement with each of the Named Executive Officers identified in our 2009 Proxy Statement is incorporated by reference from our 1997 10-K report.
- 10(19) Post-Retirement Consulting Agreement, dated as of April 20, 2000, between us and William C. Steere, Jr., is incorporated by reference from our 10-Q report for the period ended April 2, 2000.
- 10(20) Severance Agreement, dated August 22, 2007, between us and Frank A. D'Amelio and letter to Frank A. D'Amelio regarding replacement pension benefit dated August 22, 2007, are incorporated by reference from our 8-K report filed on August 22, 2007.
- 10(21) Executive Severance Plan is incorporated by referenced from our 8-K report filed on February 20, 2009.
- \*10(22) Annual Retainer Unit Award Plan (for Non-Employee Directors) (frozen as of March 1, 2006) as amended.
- \*10(23) Nonfunded Deferred Compensation and Unit Award Plan for Non-Employee Directors, as amended.
- \*12 Computation of Ratio of Earnings to Fixed Charges.

---

## Table of Contents

- \*13 Portions of the 2008 Financial Report, which, except for those sections incorporated by reference, are furnished solely for the information of the SEC and are not to be deemed “filed.”
- \*21 Subsidiaries of the Company.
- \*23 Consent of KPMG LLP, Independent Registered Public Accounting Firm.
- \*24 Power of Attorney (included as part of signature page).
- \*31.1 Certification by the Chief Executive Officer Pursuant to Section 302 of the Sarbanes-Oxley Act of 2002.
- \*31.2 Certification by the Chief Financial Officer Pursuant to Section 302 of the Sarbanes-Oxley Act of 2002.
- \*32.1 Certification by the Chief Executive Officer Pursuant to 18 U.S.C. Section 1350, as Adopted Pursuant to Section 906 of the Sarbanes-Oxley Act of 2002.
- \*32.2 Certification by the Chief Financial Officer Pursuant to 18 U.S.C. Section 1350, as Adopted Pursuant to Section 906 of the Sarbanes-Oxley Act of 2002.



**SIGNATURES**

Under the requirements of Section 13 or 15(d) of the Securities Exchange Act of 1934, this report was signed on behalf of the Registrant by the authorized person named below.

Pfizer Inc.

Dated: February 27, 2009

By: /s/ AMY W. SCHULMAN  
**Amy W. Schulman,**  
**Senior Vice President,**  
**General Counsel and Corporate Secretary**

We, the undersigned directors and officers of Pfizer Inc., hereby severally constitute Amy W. Schulman and Matthew Lepore, and each of them singly, our true and lawful attorneys with full power to them and each of them to sign for us, in our names in the capacities indicated below, any and all amendments to this Annual Report on Form 10-K filed with the Securities and Exchange Commission.

Under the requirements of the Securities Exchange Act of 1934, this report was signed by the following persons on behalf of the Registrant and in the capacities and on the date indicated.

<u>Signature</u>	<u>Title</u>	<u>Date</u>
/s/ JEFFREY B. KINDLER <b>Jeffrey B. Kindler</b>	Chairman of the Board and Chief Executive Officer and Director (Principal Executive Officer)	February 27, 2009
/s/ FRANK A. D'AMELIO <b>Frank A. D'Amelio</b>	Senior Vice President and Chief Financial Officer (Principal Financial Officer)	February 27, 2009
/s/ LORETTA V. CANGIALOSI <b>Loretta V. Cangialosi</b>	Senior Vice President—Controller (Principal Accounting Officer)	February 27, 2009
/s/ DENNIS A. AUSIELLO <b>Dennis A. Ausiello</b>	Director	February 27, 2009
/s/ MICHAEL S. BROWN <b>Michael S. Brown</b>	Director	February 27, 2009
/s/ M. ANTHONY BURNS <b>M. Anthony Burns</b>	Director	February 27, 2009
/s/ ROBERT N. BURT <b>Robert N. Burt</b>	Director	February 27, 2009
/s/ W. DON CORNWELL <b>W. Don Cornwell</b>	Director	February 27, 2009
/s/ WILLIAM H. GRAY III <b>William H. Gray III</b>	Director	February 27, 2009
/s/ CONSTANCE J. HORNER <b>Constance J. Horner</b>	Director	February 27, 2009

---

## Table of Contents

<u>Signature</u>	<u>Title</u>	<u>Date</u>
/s/ WILLIAM R. HOWELL <b>William R. Howell</b>	Director	February 27, 2009
/s/ SUZANNE NORA JOHNSON <b>Suzanne Nora Johnson</b>	Director	February 27, 2009
/s/ JAMES M. KILTS <b>James M. Kilts</b>	Director	February 27, 2009
/s/ GEORGE A. LORCH <b>George A. Lorch</b>	Director	February 27, 2009
/s/ DANA G. MEAD <b>Dana G. Mead</b>	Director	February 27, 2009
/s/ STEPHEN W. SANGER <b>Stephen W. Sanger</b>	Director	February 27, 2009
/s/ WILLIAM C. STEERE, JR. <b>William C. Steere, Jr.</b>	Director	February 27, 2009

**PFIZER INC ANNUAL RETAINER UNIT AWARD PLAN**

(Effective April 1996)

(Effective as of March 1, 2006, no further unit awards will be granted under this Plan)(Amended Effective March 1, 2006.)(Amended Effective January 1, 2009)

1. Restricted Units. Each year, effective as of the date of the annual meeting of shareholders, each director who is not an employee of Pfizer Inc (the "Company") or any of its subsidiaries, shall receive the share equivalent of his or her annual retainer in restricted units. The appropriate number of units shall be based upon the five-day average of the closing trading price of the Common stock of the Company on the New York Stock Exchange for the first five days of trading after April 1 of each year. The number of units shall be rounded up to the nearest unit. All such units shall be referred to as the "Restricted Units." Effective as of March 1, 2006, no further Restricted Units will be granted under this Plan.

2. Investment. All Restricted Units shall be held in the general funds of the Company and shall be credited to the director's account. The director's account shall be credited with the number of Restricted Units received on the date specified in Paragraph 1.

3. Dividends.

(A) Whenever a dividend is declared, the number of Restricted Units in the director's account shall be increased by the result of the following calculations: 1) the number of Restricted Units in the director's account (including any increase in units due to deferred dividends) multiplied by any cash dividend declared by the Company on a share of its common stock, divided by the closing market price of such common stock on the related dividend record date; and/or 2) the number of Restricted Units in the director's account multiplied by any stock dividend declared by the Company on a share of its common stock. In the event of any change in the number or kind of outstanding shares of common stock of the Company including a stock split or splits, other than a stock dividend as provided above, an appropriate adjustment shall be made in the number of Restricted Units credited to the director's account.

(B) Solely as to the Restricted Units granted, earned and vested prior to January 1, 2005 (within the meaning of section 409A of the Internal Revenue Code of 1986, as amended (the "Code"), and regulations thereunder ("Section 409A")), a director may elect to receive directly in cash without deferral the value of any cash dividend, declared by the Company on a share of its common stock, in lieu of having his or her account credited as specified above in Paragraph 3(A). Any such election shall be made, and may also be terminated, by written notice directed to the Secretary of the Company prior to the calendar year of the payment of the dividend.

(C) Solely as to the Restricted Units granted, earned or vested after December 31, 2004 (within the meaning of Section 409A), a director may elect to receive directly in cash without deferral the value of any cash dividend, declared by the Company on a share of its common stock, in lieu of having his or her account credited as specified above in Paragraph 3(A), provided that (1) the director shall make his or her election as to the receipt of such cash dividends prior to the year of payment of the applicable dividend and such election shall not apply to the dividends payable on any Restricted Units previously granted in a year prior to such election; and (2) the last such election shall apply to all future cash dividends made subsequent to December 31, 2008 with respect to Restricted Units granted, earned or vested after December 31, 2004 (within the meaning of Section 409A). Such election is permanent and may not be changed thereafter.

4. Distributions. Effective January 1, 2005, except to the extent provided for dividends subject to an immediate cash distribution election under Paragraph 3 of this Plan, all payments made from this Plan shall be made at the same time, and in the same form (as well as the same type of distribution, namely as to whether in cash or shares of common stock), as the corresponding payments made from the Pfizer Inc Nonfunded Deferred Compensation and Unit Plan for Non-Employee Directors, as amended from time to time, and in accordance with the elections made thereunder. Notwithstanding the foregoing, with respect to Restricted Units granted, earned or vested after December 31, 2004 (within the meaning of Section 409A), and granted, earned and vested as of December 31, 2008, including related earnings thereon (the "2009 Distribution Amounts"), such 2009 Distribution Amounts shall be paid in a lump sum to the director on July 1, 2009, provided the director files an election to do so with the Company by December 31, 2008. Such elections are permanent and may not be changed after December 31, 2008, and will have no subsequent effect after July 1, 2009.

With respect to all Restricted Units in the director's account, the amount payable to the director in each instance shall be determined by multiplying the number of Restricted Units by the closing market price of the Company's common stock on the day prior to the date for payment or the last business day prior to that date, if the day prior to the date for payment is not a business day.

---

Where the director receives the balance of his or her account in annual installments, each annual installment shall be a fraction of the value of the balance of the Restricted Units credited to the director's account on the date of such payment, the numerator of which is one (1) and the denominator of which is the total number of installments remaining to be paid at that time.

Notwithstanding the foregoing, solely as to the Restricted Units granted, earned or vested after December 31, 2004 (within the meaning of Section 409A), distributions may not be made to a Key Employee upon a Separation from Service before the date which is six months after the date of the Key Employee's Separation from Service (or, if earlier, the date of death of the Key Employee). Any payments that would otherwise be made during this period of delay shall be accumulated and paid on the first day of the seventh month following the director's Separation from Service (or, if earlier, the first day of the month after the director's death). For purposes of this paragraph:

(A) "Key Employee" means an individual who is treated as a "specified employee" as of his Separation from Service under Code section 409A(a)(2)(B)(i), i.e., a key employee (as defined in Code section 416(i) without regard to paragraph (5) thereof) of the Company or its affiliates if the Company's stock is publicly traded on an established securities market or otherwise. Key Employees shall be determined in accordance with Code section 409A using a January 1 identification date. A listing of Key Employees as of an identification date shall be effective for the 12-month period following the identification date; and

(B) "Separation from Service" means a "separation from service" within the meaning of Code section 409A.

5. Death. If a director should die before full payment of all Restricted Units credited to his or her account, the value of such Restricted Units shall be paid to his or her designated beneficiary or beneficiaries or to his or her estate in accordance with his or her elections on file under and the provisions of the Pfizer Inc Nonfunded Deferred Compensation and Unit Plan for Non-Employee Directors, as amended from time to time. The value of such Restricted Units shall be determined by multiplying the number of Restricted Units by the closing market price of the Company's common stock on the date of the director's death or on the next business day if the date of death is not a business day.

6. Anti-Assignment Provision. The right of a director to any Restricted Units and any related earnings credited to his or her account shall not be subject to assignment by him or her. If a director does assign his or her right to any Restricted Units credited to his or her account, the Company may disregard such assignment and discharge its obligation hereunder by making payment as though no such assignment had been made.

**PFIZER INC. NONFUNDED DEFERRED  
COMPENSATION AND UNIT AWARD PLAN FOR  
NON-EMPLOYEE DIRECTORS**

(Effective June 23, 1994)

(Amended September 26, 1996)

(Further Amended Effective March 1, 2006)

(Further Amended Effective January 1, 2008)

(Further Amended Effective January 1, 2009)

1. Deferral Election for Cash Compensation. Each director who is not an employee of Pfizer Inc (the "Company") or any of its subsidiaries may elect on or before the last day of any calendar year to have payment of all or a specified part of all fees payable to him or her for services as a director during the following calendar year and thereafter deferred until he or she Separates from Service (as defined in Paragraph 8) with the Company. Any such election shall be made by written notice directed to the Secretary of the Company. A director's election to defer fees shall continue until a director Separates from Service unless he or she earlier terminates such election with respect to future fees by timely written notice delivered to the Secretary of the Company. Any such notice shall become effective on the first day of the calendar year immediately following written notice directed to the Secretary of the Company. Amounts credited to the account of a director prior to the effective date of such notice shall not be affected thereby and shall be paid to him or her in accordance with paragraph 5 (or paragraph 6 in the event of his or her death) below.

2. Investment of Deferred Cash Compensation. All deferred cash fees ("Deferred Cash Compensation") shall be held in the general funds of the Company and shall be credited to the director's account, and, at the director's election, the account shall be credited either with a) interest at a rate equal to the rate of return for an intermediate treasury index as selected by the Plan Assets Committee, compounded monthly, or b) a number of units, calculated to the nearest thousandth of a unit, produced by dividing the amount of fees deferred by the closing market price of the Company's common stock as reported on the Consolidated Tape of the New York Stock Exchange on the last business day of the fiscal quarter in which the fees are earned. A director may elect to switch the investment form of deferral of previously deferred Deferred Cash Compensation effective on the first day of any calendar quarter by giving prior written notice directed to the Secretary of the Company; provided, however, that a switch into, or out of, the unit account shall be permitted only if the director has not elected to switch out of, or into, the unit account within this Plan, the Pfizer Company Stock Fund within the Pfizer Savings Plan or the unit account within the Pfizer Inc. Nonfunded Deferred Compensation and Supplemental Savings Plan during the prior six months. The Awarded Units, as described in paragraph 3, shall not be affected by any such election.

3. Awards of Units. An award consisting of 5,500 units shall be made to each director who is elected for the first time, and thereafter each year that he or she continues as a director effective as of the date of the annual meeting of shareholders. All such units shall be referred to as the "Awarded Units." In the event of any change in the number or kind of outstanding shares of common stock of the Company, including a stock split or splits, or a stock dividend, an appropriate adjustment shall be made in the number of Awarded Units. The director's account shall be credited with the number of Units so awarded and such Units shall remain credited until distribution as described in paragraph 5 below (or paragraph 6 in the case of the director's death).

4. Dividends.

(A) Whenever a dividend is declared, the number of units in the director's account (both with respect to Deferred Cash Compensation invested in the unit account and Awarded Units, and including any increase in units due to deferred dividends pursuant to this Paragraph 4(A)) shall be increased by the result of the following calculations: 1) the number of units in the director's account multiplied by any cash dividend declared by the Company on a share of its common stock, divided by the closing market price of such common stock on the related dividend record date; and/or 2) the number of units in the director's account multiplied by any stock dividend declared by the Company on a share of its common stock. In the event of any change in the number or kind of outstanding shares of common stock of the Company including a stock split or splits, other than a stock dividend as provided above, an appropriate adjustment shall be made in the number of units credited to the director's account.

(B) Solely as to the Awarded Units granted, earned and vested prior to January 1, 2005 (within the meaning of section 409A of the Internal Revenue Code of 1986, as amended (the "Code"), and regulations thereunder ("Section 409A")), a director may elect to receive directly in cash without deferral the value of any cash dividend, declared by the Company on a share of its common stock, in lieu of having his or her account credited as specified above in Paragraph 4(A). Any such election shall be made, and may also be terminated, by written notice directed to the Secretary of the Company prior to the calendar year of the payment of the dividend.

(C) Solely as to the Awarded Units granted, earned or vested after December 31, 2004 (within the meaning of Section 409A), a director may elect to receive directly in cash without deferral the value of any cash dividend, declared by the Company on a share of its common stock, in lieu of having his or her account credited as specified above in Paragraph 4(A), if such election is made within 30 days of the director's first becoming eligible to participate in this Plan or another account balance plan required to be aggregated with this Plan under Section 409A, provided that such election shall apply only with respect to dividends declared subsequent to the date of receipt of the election by the Company. Otherwise such dividends on any such Awarded Units will be deferred to the director's unit account as described above in Paragraph 4(A). Such election is permanent and may not be changed thereafter. For individuals who were, are, or will be eligible directors at any time between December 31, 2004 and December 31, 2008, and with respect to the cash dividends received on Awarded Units granted, earned or vested after December 31, 2004 (within the meaning of Section 409A) and granted, earned, and vested prior to December 31, 2008, such directors shall make their elections as to the receipt of such cash dividends prior to the year of payment of the applicable dividend and such elections shall not apply to the dividends payable on any Awarded Units previously granted in a year prior to such election. The last such election shall apply to all future cash dividends made subsequent to December 31, 2008 with respect to Awarded Units granted, earned or vested after December 31, 2004 (within the meaning of Section 409A). Such election is permanent and may not be changed thereafter.

5. Distributions.

(A) Deferred Cash Compensation and Awarded Units deferred prior to January 1, 2005. With respect to Deferred Cash Compensation and Awarded Units granted, earned and vested prior to January 1, 2005 (within the meaning of Section 409A), and including related earnings thereon, at least one year before he or she ceases to be a director of the Company, a director may elect, or may modify an election that he or she had previously made, to receive payment (payable in either cash or shares of common stock at the election of the director) of his or her combined Deferred Cash Compensation and Awarded Units accounts in a lump sum or in annual installments from two to fifteen, and he or she may elect to have such lump sum payment or first annual installment made either (1) on the last business day of the month following termination, or (2) in January of the year following his or her termination as a director. In the absence of an election, such payment will begin with the first month of the year following the director's termination and will be made in five annual installments.

(B) Deferred Cash Compensation and Awarded Units deferred after December 31, 2004. With respect to Deferred Cash Compensation and Awarded Units granted, earned or vested after December 31, 2004 (within the meaning of Section 409A), and including related earnings thereon, within 30 days of first becoming eligible to participate in this Plan or another account balance plan required to be aggregated with this Plan under Section 409A, a director must elect the timing and form of his or her distribution (payable in either cash or shares of common stock at the election of the director) of his or her deferred compensation account (containing both Deferred Cash Compensation and Awarded Units and related earnings thereon); except that for individuals who were, are, or will be eligible directors prior to or as of December 31, 2008, such directors shall make their elections as to the form and timing of distribution on or before December 31, 2008 in accordance with the transition rule contained in IRS Notice 2007-86. Such elections are permanent and may not be changed thereafter. The director must elect as to:

(i) Timing:

- i. to receive the lump sum distribution or first annual installment on the last business day of the month following his or her Separation from Service; or
- ii. to receive the lump sum distribution or first annual installment in the first month of the year following the director's Separation from Service; and

(ii) Form:

- i. to receive the distribution in a lump sum; or
- ii. to receive the distribution in installments from two to fifteen.

(iii) In the absence of an election, such payments will begin with the first month of the year following the director's Separation from Service and will be made in five annual installments.

(C) (i) With respect to all units in the director's account (containing both Deferred Cash Compensation and Awarded Units and related earnings thereon), the amount payable to the director in each instance shall be determined by multiplying the number of units by the closing market price of the Company's common stock on the day prior to the date for payment or the last business day prior to that date, if the day prior to the date for payment is not a business day.

(ii) Where the director receives the balance of his or her account in annual installments, each installment shall be a fraction of the value of the balance of the deferred compensation credited to the director's account either by way of interest or units calculated under Paragraph 2 hereof, as the case may be, on the date of such payment, the numerator of which is one (1) and the denominator of which is the total number of installments remaining to be paid at that time.

---

(D) Notwithstanding the foregoing, with respect to Deferred Cash Compensation and Awarded Units granted, earned or vested after December 31, 2004 (within the meaning of Section 409A), and including related earnings thereon, distributions may not be made to a Key Employee (as defined in Paragraph 8) upon a Separation from Service before the date which is six months after the date of the Key Employee's Separation from Service (or, if earlier, the date of death of the Key Employee). Any payments that would otherwise be made during this period of delay shall be accumulated and paid on the first day of the seventh month following the director's Separation from Service (or, if earlier, the first day of the month after the director's death).

(E) Notwithstanding the foregoing, with respect to Deferred Cash Compensation and Awarded Units granted, earned or vested after December 31, 2004 (within the meaning of Section 409A), and granted, earned and vested as of December 31, 2008, including related earnings thereon (the "2009 Distribution Amounts"), such 2009 Distribution Amounts shall be paid in a lump sum to the director on July 1, 2009, provided the director files an election to do so with the Company by December 31, 2008. Such elections are permanent and may not be changed after December 31, 2008, and will have no subsequent effect after July 1, 2009.

6. Death.

(A) A director may designate one or more beneficiaries (which may be an entity other than a natural person) to receive any payments to be made upon the director's death. At any time, and from time to time, the identity of such beneficiary designation may be changed or canceled by the director without the consent of any beneficiary. Any such beneficiary designation, change or cancellation must be by written notice filed with the Secretary of the Company and shall not be effective until received by the Secretary. If a director designates more than one beneficiary, any payments to such beneficiaries shall be made in equal shares unless the director has designated otherwise. If no beneficiary has been named by the director, or the designated beneficiaries have predeceased him or her, the director's beneficiary shall be the executor or administrator of the director's estate.

(B) With respect to Deferred Cash Compensation and Awarded Units granted, earned and vested prior to January 1, 2005 (within the meaning of Section 409A), and including related earnings thereon, if a director should die before full payment of all amounts credited to his or her account, such amounts shall be paid to his or her designated beneficiary or beneficiaries or to his or her estate in a single sum payment to be made as soon as practicable after his or her death.

(C) With respect to Deferred Cash Compensation and Awarded Units granted, earned or vested after December 31, 2004 (within the meaning of Section 409A), and including related earnings thereon, within 30 days of first becoming eligible to participate in this Plan or another account balance plan required to be aggregated with this Plan under Section 409A, a director may elect for his or her designated beneficiary or beneficiaries to receive the account in a lump sum payment or installments from two to fifteen, provided the elections (including the election hereunder) are made in accordance with paragraph 5(B). For individuals who were, are, or will be eligible directors prior to or as of December 31, 2008, such directors shall make their election as to the form of distribution for their beneficiary or beneficiaries on or before December 31, 2008 in accordance with the transition rule contained in IRS Notice 2007-86. Such elections are permanent and may not be changed thereafter.

7. The right of a director to any Deferred Cash Compensation or Awarded Units credited to his or her account and including related earnings thereon shall not be subject to assignment by him or her. If a director does assign his or her right to any Deferred Cash Compensation or Awarded Units credited to his or her account, the Company may disregard such assignment and discharge its obligation hereunder by making payment as though no such assignment had been made.

8. For purposes of this plan:

(A) "Key Employee" means an individual who is treated as a "specified employee" as of his Separation from Service under Code section 409A(a)(2)(B)(i), i.e., a key employee (as defined in Code section 416(i) without regard to paragraph (5) thereof) of the Company or its affiliates if the Company's stock is publicly traded on an established securities market or otherwise. Key Employees shall be determined in accordance with Code section 409A using a January 1 identification date. A listing of Key Employees as of an identification date shall be effective for the 12-month period following the identification date; and

(B) "Separation from Service" or "Separate(s) from Service" means a "separation from service" within the meaning of Section 409A.

**PFIZER INC. AND SUBSIDIARY COMPANIES**  
**COMPUTATION OF RATIO OF EARNINGS TO FIXED CHARGES**

(in millions, except ratios)	Year Ended December 31,				
	2008	2007	2006	2005	2004
<b>Determination of earnings:</b>					
Income from continuing operations before provision for taxes on income, minority interests and cumulative effect of a change in accounting principles	\$ 9,694	\$ 9,278	\$ 13,028	\$ 10,800	\$ 13,403
<b>Less:</b>					
Minority interests	23	42	12	12	7
Income adjusted for minority interests	9,671	9,236	13,016	10,788	13,396
<b>Add:</b>					
Fixed charges	647	541	642	622	505
Total earnings as defined	<u>\$ 10,318</u>	<u>\$ 9,777</u>	<u>\$ 13,658</u>	<u>\$ 11,410</u>	<u>\$ 13,901</u>
<b>Fixed charges:</b>					
Interest expense <sup>(a)</sup>	\$ 516	\$ 397	\$ 488	\$ 471	\$ 347
Preferred stock dividends <sup>(b)</sup>	8	11	14	14	12
Rents <sup>(c)</sup>	123	133	140	137	146
Fixed charges	647	541	642	622	505
Capitalized interest	46	43	29	17	12
Total fixed charges	<u>\$ 693</u>	<u>\$ 584</u>	<u>\$ 671</u>	<u>\$ 639</u>	<u>\$ 517</u>
Ratio of earnings to fixed charges	<u>14.9</u>	<u>16.7</u>	<u>20.4</u>	<u>17.9</u>	<u>26.9</u>

All financial information reflects the following as discontinued operations for 2006, 2005 and 2004: the Consumer Healthcare business; certain European generics businesses; and for 2004: our in-vitro allergy and autoimmune diagnostics testing, and surgical ophthalmics.

- (a) Interest expense includes amortization of debt premium, discount and expenses. Interest expense does not include interest related to uncertain tax positions of \$333 million for 2008; \$331 million for 2007; \$200 million for 2006; \$203 million for 2005; and \$201 million for 2004.
- (b) Preferred stock dividends are from our Series A convertible perpetual preferred stock held by an Employee Stock Ownership Plan assumed in connection with our acquisition of Pharmacia in 2003.
- (c) Rents included in the computation consist of one-third of rental expense, which we believe to be a conservative estimate of an interest factor in our leases, which are not material.



Pfizer Inc.  
2008 Financial Report



---

## Financial Review

Pfizer Inc and Subsidiary Companies

---

### Introduction

Our Financial Review is provided in addition to the accompanying consolidated financial statements and footnotes to assist readers in understanding Pfizer's results of operations, financial condition and cash flows. The Financial Review is organized as follows:

- *Overview of Our Performance and Operating Environment.* This section provides information about the following: our business; our 2008 performance; our operating environment and response to key opportunities and challenges; our cost-reduction initiatives; our strategic initiatives, such as significant licensing and new business development transactions, as well as the disposition of our Consumer Healthcare business in December 2006; and our expectations for 2009.
- *Accounting Policies.* This section, beginning on page 13, discusses those accounting policies that we consider important in understanding Pfizer's consolidated financial statements. For additional accounting policies, see Notes to Consolidated Financial Statements—*Note 1. Significant Accounting Policies.*
- *Analysis of the Consolidated Statement of Income.* This section, beginning on page 17, provides an analysis of our revenues and products for the three years ended December 31, 2008, including an overview of important product developments; a discussion about our costs and expenses; and a discussion of Adjusted income, which is an alternative view of performance used by management.
- *Financial Condition, Liquidity and Capital Resources.* This section, beginning on page 34, provides an analysis of our consolidated balance sheet as of December 31, 2008 and 2007, and consolidated cash flows for each of the three years ended December 31, 2008, 2007 and 2006, as well as a discussion of our outstanding debt and commitments that existed as of December 31, 2008. Included in the discussion of outstanding debt is a discussion of the amount of financial capacity available to help fund Pfizer's future activities.
- *New Accounting Standards.* This section, beginning on page 39, discusses accounting standards that we have recently adopted, as well as those that have been recently issued, but not yet adopted by us. For those standards that we have not yet adopted, we have included a discussion of the expected impact to Pfizer, if known.
- *Forward-Looking Information and Factors That May Affect Future Results.* This section, beginning on page 40, provides a description of the risks and uncertainties that could cause actual results to differ materially from those discussed in forward-looking statements presented in this Financial Review relating to our financial results, operations and business plans and prospects. Such forward-looking statements are based on management's current expectations about future events, which are inherently susceptible to uncertainty and changes in circumstances. Also included in this section are discussions of Financial Risk Management and Legal Proceedings and Contingencies.

### Overview of Our Performance and Operating Environment

#### Our Business

We are a global, research-based company applying innovative science to improve world health. Our efforts in support of that purpose include the discovery, development, manufacture and marketing of safe and effective medicines; the exploration of ideas that advance the frontiers of science and medicine; and the support of programs dedicated to illness prevention, health and wellness, and increased access to quality healthcare. Our value proposition is to demonstrate that our medicines can safely and effectively prevent and treat disease, including the associated symptoms and suffering, and can form the basis for an overall improvement in healthcare systems and their related costs. Our revenues are derived from the sale of our products, as well as through alliance agreements, under which we co-promote products discovered by other companies.

Our Pharmaceutical segment represented approximately 91% of our total revenues in 2008 and, therefore, developments relating to the pharmaceutical industry can have a significant impact on our operations.

On January 26, 2009, we announced that we have entered into a definitive merger agreement under which we will acquire Wyeth in a cash-and-stock transaction valued on that date at \$50.19 per share, or a total of \$68 billion. The Boards of Directors of both Pfizer and Wyeth have approved the transaction. Under the terms of the merger agreement, each outstanding share of Wyeth common stock will be converted into the right to receive \$33 in cash and 0.985 of a share of Pfizer common stock, subject to adjustment as set forth in the merger agreement. Based on the closing price of our stock on January 23, 2009, the last trading day prior to our announcement on January 26, the stock component was valued at \$17.19 per share. We expect the transaction will close at the end of the third quarter or during the fourth quarter of 2009, subject to Wyeth shareholder approval, governmental and regulatory approvals, the satisfaction of conditions related to the debt financing for the transaction, and other usual and customary closing conditions.

#### Our 2008 Performance

In 2008, our revenues and net income were essentially flat when compared with 2007; however, there were significant events and factors impacting almost all income statement elements. Overall, our 2008 performance reflects the solid contributions of our in-line patent-protected products not impacted by loss of exclusivity; the negative impact of products that have lost exclusivity in the U.S.; the favorable impact of foreign exchange; certain charges related to agreements and to agreements in principle to resolve certain legal matters; the impact of acquisitions; and the positive impact of our cost-reduction initiatives.

In 2008, we continued to face an extremely competitive environment for all of our products.

The details of our 2008 performance follow:

- Revenues of \$48.3 billion were essentially flat compared to 2007, due primarily to:
  - the favorable impact of foreign exchange, which increased revenues by approximately \$1.6 billion in 2008;

## Financial Review

Pfizer Inc and Subsidiary Companies

- an aggregate year-over-year increase in revenues from products launched since 2006; and
- the solid aggregate performance of the balance of our broad portfolio of patent-protected medicines, offset by:
  - the impact of loss of U.S. exclusivity on Norvasc in March 2007 and Camptosar in February 2008; and
  - the impact of loss of U.S. exclusivity and cessation of selling of Zyrtec/Zyrtec D in January 2008.

Norvasc, Camptosar and Zyrtec/Zyrtec D collectively experienced a decline in revenues of about \$2.6 billion in 2008 compared to 2007. The significant product and alliance revenue impacts on revenues for 2008, compared to 2007, are as follows:

(MILLIONS OF DOLLARS)	YEAR ENDED DECEMBER 31,		% CHANGE
	2008	2007	
Sutent <sup>(a)</sup>	\$ 847	\$ 581	46
Lyrica	2,573	1,829	41
Zyvox	1,115	944	18
Geodon/Zeldox	1,007	854	18
Vfend	743	632	18
Viagra	1,934	1,764	10
Celebrex	2,489	2,290	9
Zyrtec/Zyrtec D <sup>(b)</sup>	129	1,541	(92)
Camptosar <sup>(b)</sup>	563	969	(42)
Norvasc <sup>(c)</sup>	2,244	3,001	(25)
Chantix/Champix <sup>(d)</sup>	846	883	(4)
Lipitor <sup>(e)</sup>	12,401	12,675	(2)
Alliance revenues	2,251	1,789	26

<sup>(a)</sup>Sutent is a new product that was launched since 2006.

<sup>(b)</sup>Zyrtec/Zyrtec D lost U.S. exclusivity in late January 2008, at which time we ceased selling this product. Camptosar lost U.S. exclusivity in February 2008.

<sup>(c)</sup>Norvasc lost U.S. exclusivity in March 2007.

<sup>(d)</sup>Chantix/Champix is a new product that was launched since 2006. U.S. prescription trends and revenues have declined following the changes to its U.S. label during 2008.

<sup>(e)</sup>Lipitor has been impacted by competitive pressures and other factors.

As of September 30, 2008, our portfolio of medicines included nine medicines that led their therapeutic areas based on revenues. (See further discussion in the "Analysis of the Consolidated Statement of Income" section of this Financial Review.)

### • Certain Charges

#### ○ Bextra and Certain Other Investigations

In January 2009, we entered into an agreement in principle with the U.S. Department of Justice to resolve the previously reported investigation regarding allegations of past off-label promotional practices concerning Bextra, as well as certain other open investigations. In connection with these actions, in the fourth quarter of 2008, we recorded a charge of \$2.3 billion, pre-tax and after-tax, in *Other (income)/deductions – net* and such amount is included in *Other current liabilities*.

See Notes to Consolidated Financial Statements—*Note 19D. Legal Proceedings and Contingencies: Government Investigations and Requests for Information*.

#### ○ Certain Product Litigation – Celebrex and Bextra

In October 2008, we reached agreements in principle to resolve the pending U.S. consumer fraud purported class action cases and more than 90% of the known U.S. personal injury claims involving Celebrex and Bextra, and we reached agreements to resolve substantially all of the claims of state attorneys general primarily relating to alleged Bextra promotional practices. In connection with these actions, in the third quarter of 2008, we recorded aggregate litigation-related charges of approximately \$900 million, pre-tax, in *Other (income)/deductions—net*. Virtually all of this amount is included in *Other current liabilities*. Although we believe that we have insurance coverage for a portion of the proposed personal injury settlements, no insurance recoveries have been recorded.

We believe that the charges related to personal injury claims will be sufficient to resolve all known U.S. personal injury claims, including those not being settled at this time. However, additional charges may have to be taken in the future in connection with certain pending claims and unknown claims relating to Celebrex and Bextra.

See Notes to Consolidated Financial Statements—*Note 19B. Legal Proceedings and Contingencies: Product Litigation* for a discussion of recent developments with respect to litigation related to Celebrex and Bextra.

## Financial Review

Pfizer Inc and Subsidiary Companies

### ○ Adjustment of Prior Years' Liabilities for Product Returns

Revenues in 2008 include a reduction of \$217 million, pre-tax, to adjust our prior years' liabilities for product returns. After a detailed review in 2008 of our returns experience, we determined that our previous accounting methodology for product returns needed to be revised, as the lag time between product sale and return was actually longer than we had previously assumed. Although fully recorded in the third quarter of 2008, virtually all of the adjustment relates back several years. We have also reviewed our expense calculations for the prior years and determined that the expense recorded in those years was not materially different from what would have been recorded under our revised approach.

### ○ Exubera

In the third quarter of 2007, we exited Exubera, an inhalable form of insulin for the treatment of diabetes. Total pre-tax charges in 2007 were \$2.8 billion and were included primarily in *Cost of sales* (\$2.6 billion), *Selling, informational and administrative expenses* (\$85 million), and *Research and development expenses* (\$100 million). The charges comprised asset write-offs of \$2.2 billion (intangibles, inventory and fixed assets) and other exit costs, primarily severance, contract and other termination costs. As of December 31, 2008, the remaining accrual for other exit costs is approximately \$152 million. Substantially all of this cash spending is expected to be completed in 2009. See Notes to Consolidated Financial Statements—*Note 4D. Certain Charges: Exubera*.

- Acquisitions—We completed a number of strategic acquisitions that we believe will strengthen and broaden our existing pharmaceutical capabilities. In 2008, we acquired Serenex Inc. (Serenex), a privately held biotechnology company with SNX-5422 and an extensive Hsp90 inhibitor compound library; Encysive Pharmaceuticals Inc. (Encysive), a biopharmaceutical company with the pulmonary arterial hypertension product, Thelin; CovX, a privately held biotherapeutics company specializing in preclinical oncology and metabolic research; Coley Pharmaceuticals, Inc. (Coley), a biopharmaceutical company specializing in vaccines and drug candidates designed to fight cancers, allergy and asthma disorders, and autoimmune diseases; a number of animal health product lines in Europe from Schering-Plough Corporation (Schering-Plough); and two smaller acquisitions also related to Animal Health. (See further discussion in the “Our Strategic Initiatives—Strategy and Recent Transactions: Acquisitions, Licensing and Collaborations” section of this Financial Review.)
- Cost-reduction initiatives—We made significant progress with our cost-reduction and transformation initiatives, launched in early 2005, which are a broad-based, company-wide effort to improve performance and efficiency. In 2008, we exceeded our cost-reduction goal by reducing adjusted total costs by \$2.8 billion, compared to 2006, on a constant currency basis (the actual foreign exchange rates in effect during 2006). In January 2009, we announced a new cost-reduction initiative that we anticipate will drive a lower, more variable cost structure to achieve a reduction in adjusted total costs of approximately \$3 billion, based on the actual foreign exchange rates in effect during 2008, by the end of 2011, compared with our 2008 adjusted total costs. We plan to reinvest approximately \$1 billion of these savings in the business, resulting in an expected \$2 billion net decrease. Reductions will span sales, manufacturing, research and development, and administrative organizations. (See further discussion in the “Our Cost-Reduction Initiatives” section of this Financial Review.) We incurred related costs of approximately \$4.2 billion in 2008, \$3.9 billion in 2007 and \$2.1 billion in 2006. (For an understanding of Adjusted income, see the “Adjusted income” section of this Financial Review.)
- *Income from continuing operations* was \$8.0 billion compared to \$8.2 billion in 2007. The decrease reflected the following:
  - a \$2.3 billion, pre-tax and after-tax, charge resulting from an agreement in principle with the U.S. Department of Justice to resolve the previously reported investigation regarding allegations of past off-label promotional practices concerning Bextra, as well as certain other open investigations, and a \$640 million after-tax charge related to agreements and agreements in principle to resolve certain non-steroidal anti-inflammatory drugs (NSAID) litigation and claims;
  - higher *Acquisition-related in-process research and development charges* (IPR&D). In 2008, we incurred IPR&D of \$633 million, pre-tax, primarily related to our acquisitions of Serenex, Encysive, CovX, Coley, and a number of animal health product lines from Schering-Plough, as well as two smaller acquisitions also related to Animal Health, compared with IPR&D of \$283 million, pre-tax, in 2007, primarily related to our acquisitions of BioRexis Pharmaceutical Corp. (BioRexis) and Embrex, Inc. (Embrex);
  - the up-front payment of \$225 million to Medivation, Inc. (Medivation) in connection with our collaboration to develop and commercialize Dimebon and the up-front payment of \$75 million to Auxilium Pharmaceuticals, Inc. (Auxilium) in connection with our collaboration to develop and commercialize Xiaflex;
  - a higher effective income tax rate, despite the tax benefits in 2008 related to favorable effectively settled tax issues and the sale of one of our biopharmaceutical companies (Esperion Therapeutics, Inc.); and
  - lower interest income compared to 2007, due primarily to lower average net financial assets during 2008 as compared to 2007, reflecting proceeds of \$16.6 billion from the sale of our Consumer Healthcare business in December 2006, and lower interest rates,partially offset by:
  - lower asset impairment charges, primarily due to \$1.8 billion, after-tax, in 2007 related to our decision to exit Exubera;
  - the favorable impact of foreign exchange;
  - savings related to our cost-reduction initiatives; and
  - a payment recorded in 2007 to Bristol-Myers Squibb Company (BMS) in connection with our collaboration to develop and commercialize apixaban.
- *Discontinued operations—net of tax* were a gain of \$78 million in 2008, compared with a loss of \$69 million in 2007. (See further discussion in the “Our Strategic Initiatives—Strategy and Recent Transactions: Dispositions” section of this Financial Review.)

---

## Financial Review

Pfizer Inc and Subsidiary Companies

---

### Our Operating Environment and Response to Key Opportunities and Challenges

Despite the challenging financial markets, Pfizer maintains a strong financial position. We have a strong balance sheet and excellent liquidity that provides us with financial flexibility. Our long-term debt is rated high quality and investment grade by both Standard & Poor's and Moody's Investors Services. As market conditions change, we continue to monitor our liquidity position. We have and will continue to take a conservative approach to our investments. Both short-term and long-term investments consist primarily of high-quality, highly liquid, well-diversified, investment-grade available-for-sale debt securities. As a result, we continue to believe that we have the ability to meet our financing needs for the foreseeable future. (For further discussion of our financial condition, see the "Financial Condition, Liquidity and Capital Resources" section of this Financial Review.)

We and our industry continue to face significant challenges in a profoundly changing business environment, and we are taking steps to fundamentally change the way we run our businesses to meet these challenges, as well as to take advantage of the diverse and attractive opportunities that we see in the marketplace. In response to these challenges and opportunities, we are progressing on "our path forward" strategies for growth:

- Maximize revenues;
- Establish a more flexible cost base; and
- Innovate our business model.

For details about our strategic initiatives, see the "Our Strategic Initiatives—Strategy and Recent Transactions" section of this Financial Review, and for details about our cost-reduction initiatives, see the "Our Cost-Reduction Initiatives" section of this Financial Review.

There are a number of industry-wide factors that may affect our business and they should be considered along with the information presented in the "Forward-Looking Information and Factors That May Affect Future Results" section of this Financial Review. Such industry-wide factors include pricing and access, intellectual property rights, product competition, the regulatory environment, pipeline productivity and the changing business environment. In addition to industry-specific factors, we, like other businesses, face the potential effects of the global economic recession. We cannot predict what impacts recent economic and financial market developments may have on our results of operations. Such developments could, among other things, result in lower usage of our products and additional pricing pressures as payers seek to lower their costs. We continue to monitor our financial investments, key customers, suppliers, accounts receivable and credit risk. We believe we have the ability to meet our product manufacturing and distribution needs. Excluding the proposed acquisition of Wyeth, recent declines in our stock price could inhibit our ability to use equity for acquisitions (see further discussion in the "Our Strategic Initiatives—Strategy and Recent Transactions: Acquisitions, Licensing and Collaborations" section of this Financial Review). In addition, further declines in our stock price could trigger an impairment of goodwill.

#### Agreement to Acquire Wyeth

On January 26, 2009, we announced that we have entered into a definitive merger agreement under which we will acquire Wyeth in a cash-and-stock transaction valued on that date at \$50.19 per share, or a total of \$68 billion. (See further discussion in the "Our Strategic Initiatives—Strategy and Recent Transactions: Acquisitions, Licensing and Collaborations" section of this Financial Review for details relating to this transaction.)

We believe that the combination of Pfizer and Wyeth will create the world's premier biopharmaceutical company. The combined entity will be one of the most diversified in the industry and will benefit from complementary patient-centric units. We believe that, in a single transaction, the combination will meaningfully deliver on our strategic priorities, including the following:

- Enhancing the in-line and pipeline patent-protected portfolio in key "Invest to Win" disease areas, such as Alzheimer's disease, inflammation, oncology, pain and psychosis;
- Becoming a top-tier player in biotherapeutics and vaccines;
- Accelerating growth in emerging markets;
- Creating new opportunities for established products;
- Investing in complementary businesses; and
- Creating a lower, more flexible cost base.

#### Pricing and Access

We believe that our medicines provide significant value for both healthcare providers and patients, not only from the improved treatment of diseases, but also from a reduction in other healthcare costs such as hospitalization or emergency room costs, as well as in improvements in health, wellness and productivity. Notwithstanding the benefits of our products, the pressures from governments and other payer groups are continuing and increasing. These pressure points can include price controls, price cuts (directly or by rebate actions) and regulatory changes that limit access to certain medicines.

---

## Financial Review

Pfizer Inc and Subsidiary Companies

---

- Governments around the world continue to seek discounts on our products, either by leveraging their significant purchasing power or by mandating prices or implementing various forms of price controls. The growing power of managed care organizations in the U.S. has similarly increased the pressure on pharmaceutical prices and access.
- In the U.S., the enactment of the Medicare Prescription Drug Improvement and Modernization Act of 2003 (the Medicare Act), which went into effect in 2006, expanded access to medicines for Medicare beneficiaries. This program has been successfully implemented, with high levels of beneficiary satisfaction and lower-than-expected costs to the government and to beneficiaries due to the enhanced purchasing power of health plans in the private sector that enables negotiation on behalf of Medicare beneficiaries. Despite this success, the exclusive role of private sector health plans in negotiating prices for the Medicare drug benefit remains controversial and legislative changes have been proposed to allow the Federal government to directly negotiate prices with pharmaceutical manufacturers. While expanded access under the Medicare Act has resulted in increased use of our products, the substantial purchasing power of health plans that negotiate on behalf of Medicare beneficiaries has increased the pressure on prices. It is expected that if legislation were enacted to provide for direct Federal government negotiation in the Medicare prescription drug program, access to and reimbursement for our products would be restricted.
- In response to cost concerns by payers, utilization of generics is increasing as a percentage of total pharmaceutical use, especially in the U.S. Payers are also selectively sponsoring campaigns designed to interchange generic products for molecularly dissimilar branded products within a therapeutic category.
- Consumers have become aware of global price differences that result from price controls imposed by certain governments and some have become more vocal about their desire that governments allow the sourcing of medicines across national borders. In the U.S., there have been a number of legislative proposals to permit importation of medicines, despite the increased risk of receiving inferior, counterfeit products. The Secretaries of Health and Human Services in both the Clinton and Bush Administrations declined to certify under current law that importation of medicines is safe and saves money. If the new Secretary of Health and Human Services were to certify that importation is safe and does save money, an increase in cross-border trade in medicines subject to foreign price controls in other countries could occur.
- Pharmaceutical promotion is highly regulated in most markets around the world. In the U.S., there is growing interest at both the Federal and state level in further restricting marketing communications and increasing the level of disclosure of marketing activities.
- A growing number of health systems in markets around the world are employing cost effectiveness evaluations and using their findings to help inform pricing and access decisions, especially for newly introduced biopharmaceutical products. In the U.S., there is growing interest by government and private payers in adopting comparative clinical effectiveness methodologies. While comparative clinical effectiveness research may enhance our ability to demonstrate the value of our products, it is also possible that comparative effectiveness research could be implemented in a manner designed to focus on cost, minimize therapeutic differences and restrict access to innovative medicines.

Our response:

- We will continue to work within the current legal and pricing structures, as well as continue to review our pricing arrangements and contracting methods with payers, to maximize access to patients and minimize the impact on our revenues.
- We will continue to actively engage patients, physicians and payers in dialogues about the value of our products and how we can best work with them to prevent and treat disease, and improve outcomes.
- We will continue to encourage payers to work with us early in the development process to ensure that our approved products will deliver the value expected by those payers.
- We will continue to be a constructive force in helping to shape healthcare policy and regulation of our products. In particular, we are actively working to support health reform in the U.S. in a way that expands coverage for all Americans (with public subsidies and private sector delivery), improves quality and provides value to patients.
- On February 10, 2009, we announced plans to make publicly available our compensation of U.S. healthcare professionals for consulting, speaking engagements and clinical trials. This disclosure will include payments made to practicing U.S. physicians and other healthcare providers, as well as principal investigators, major academic institutions and research sites for clinical research. We plan to publish our first annual update on our website in early 2010.

### Intellectual Property Rights

Our business model is highly dependent on intellectual property rights, primarily in the form of government-granted patent rights, and on our ability to enforce and defend those rights around the world.

- Intellectual property legal protections and remedies are a significant factor in our business. Many of our products are protected by a wide range of patents, such as composition-of-matter patents, compound patents, patents covering processes and procedures and/or patents issued for additional indications or uses. As such, many of our products have multiple patents that expire at varying dates, thereby strengthening our overall patent protection. However, once patent protection has expired or been lost prior to the expiration

---

## Financial Review

Pfizer Inc and Subsidiary Companies

---

date as the result of a legal challenge, generic pharmaceutical manufacturers generally produce similar products and sell those products for a lower price. This price competition can substantially decrease our revenues for products that lose exclusivity, often in a very short period. In the U.S., substantial revenue declines occur in the first year after patent expiration. Revenues in many international markets do not have the same sharp decline compared to the U.S. in the first year after loss of exclusivity, due to less restrictive policies on generic substitution, different competitive dynamics, and less intervention by government/payers in physician decision-making, among other factors.

- The loss of patent protection with respect to any of our major products can have a material adverse effect on future revenues and our results of operations. As mentioned above, our performance in 2008 was significantly impacted by our loss of U.S. exclusivity for Norvasc in March 2007 and Camptosar in February 2008. Further, we experienced a substantial adverse impact on our 2008 performance from the loss of U.S. exclusivity for Zyrtec/Zyrtec D in late January 2008, at which time we ceased selling this product. These three products represented 6% of our total revenues and 1% of our total U.S. revenues for the year ended December 31, 2008, and 11% of our total revenues and 12% of our total U.S. revenues for the year ended December 31, 2007. Revenues in the U.S. contributed approximately 42% of our total revenues in 2008, 48% of our total revenues in 2007 and 53% of our total revenues in 2006.
- Patents covering our products are also subject to legal challenges. Increasingly, generic pharmaceutical manufacturers are launching products that are under legal challenge for patent infringement before the final resolution of the associated legal proceedings—called an “at-risk” launch. The success of any of these “at-risk” challenges could significantly impact our revenues and results of operations. Generic manufacturers are also advancing increasingly novel interpretations of patent law to establish grounds for legal challenges to branded patents.
- There is a continuing disparity in the recognition and enforcement of intellectual property rights among countries worldwide. Organizations such as the World Trade Organization (WTO), under the WTO Agreement on Trade-Related Aspects of Intellectual Property Rights (TRIPS), have been instrumental in educating governments about the long-term benefits of strong patent laws. However, certain activists have challenged the pharmaceutical industry’s position in developing markets.
- The integrity of our products is subject to an increasingly predatory atmosphere, as seen in the growing problem of counterfeit drugs. These drugs can harm patients through a lack of active ingredients, the inclusion of harmful components or improper accompanying packaging. Our ability to work with law enforcement to successfully counter these dangerous criminal activities will have an impact on our revenues and results of operations.

Our response:

- We will continue to aggressively defend our patent rights against increasingly aggressive infringement whenever appropriate. (See also Notes to Consolidated Financial Statements—*Note 19. Legal Proceedings and Contingencies*).
- We will continue to participate in the generics market for our products, whenever appropriate, once they lose exclusivity.
- We will continue to take actions to deliver more products of greater value more quickly. (See further discussion in the “Regulatory Environment and Pipeline Productivity” section of this Financial Review.)
- We will continue to support efforts that strengthen worldwide recognition of patent rights, while taking necessary steps to ensure appropriate patient access.
- We will continue to employ innovative approaches to prevent counterfeit pharmaceuticals from entering the supply chain and to achieve greater control over the distribution of our products.

### Product Competition

Some of our products face competition in the form of generic drugs or new branded products, which treat similar diseases or indications. For example, we lost U.S. exclusivity for Norvasc in March 2007 and Camptosar in February 2008 and, as expected, significant revenue declines followed. Lipitor began to face competition in the U.S. from generic pravastatin (Pravachol) and generic simvastatin (Zocor) in 2006, in addition to other competitive pressures. The volume of patients who start on or switch to generic simvastatin continues to negatively impact Lipitor prescribing trends, particularly in the managed-care environment.

Our response:

- We will continue to highlight the benefits of our products, in terms of cost, safety and efficacy, as appropriate, as we seek to serve significantly more patients around the world. (For detailed information about Lipitor and other significant products, see further discussion in the “Revenues—Pharmaceutical—Selected Product Descriptions” section of this Financial Review.)
- We took a broad look at our business model and examined it from all angles. We have evolved our Pharmaceutical operations into smaller, more focused units to anticipate and respond more quickly to our customers’ and patients’ changing needs. With the formation of the Primary Care, Specialty Care, Established Products, Oncology and Emerging Markets units, we believe we can better manage our products’ growth and development throughout their entire time on the market; bring innovation to our “go to market” promotional and commercial strategies; develop ways to further enhance the value of mature products, including those close to losing their exclusivity; expand our already substantial presence in emerging markets, and create product-line extensions where feasible.

---

## Financial Review

Pfizer Inc and Subsidiary Companies

---

### Regulatory Environment and Pipeline Productivity

The discovery and development of safe, effective new products, as well as the development of additional uses for existing products, are necessary for the continued strength of our businesses.

- We are confronted by increasing regulatory scrutiny of drug safety and efficacy even as we continue to gather safety and other data on our products, before and after the products have been launched.
- The opportunities for improving human health remain abundant as scientific innovation increases daily into new and more complex areas and as the extent of unmet medical needs remains high.
- Our product lines must be replenished over time in order to offset revenue losses when products lose their exclusivity, as well as to provide for growth.

Our response:

- As the world's largest privately funded biopharmaceutical operation, and through our global scale, we will continue to develop and deliver innovative medicines that will benefit patients around the world. We will continue to make the investments necessary to serve patients' needs and to generate long-term growth. For example:
  - We have taken important steps to prioritize our research and development portfolio to maximize value. After a review of all our therapeutic areas, in 2008, we announced our decision to exit certain disease areas—*anemia, atherosclerosis/hyperlipidemia, bone health/frailty, gastrointestinal, heart failure, liver fibrosis, muscle, obesity, osteoarthritis (disease modifying concepts only) and peripheral arterial disease*—and give higher priority to the following disease areas: *Alzheimer's disease, diabetes, inflammation/immunology, oncology, pain and psychoses (schizophrenia)*. We also will continue to work in many other disease areas, such as *asthma, chronic obstructive pulmonary disorder, genitourinary, infectious diseases, ophthalmology, smoking cessation, thrombosis and transplant, among others*. These decisions did not affect our portfolio of marketed products, the development of compounds currently in Phase 3 or any launches planned over the next three years.
  - We continue to review our products for potential new indications and submit them for regulatory review. For example, in 2008, we submitted a supplemental filing for a pediatric indication to the U.S. Food and Drug Administration (FDA) for Geodon. (For further information about our pending new drug applications (NDAs) and supplemental filings, see further discussion in the "Revenues—Major Pharmaceutical Products—Product Developments" section of this Financial Review.)
  - We continue to conduct research on a significant scale that can help redefine medical practice. As of December 31, 2008, our R&D pipeline includes 106 projects in development: 84 new molecular entities and 22 product-line extensions. They span multiple therapeutic areas, and we are leveraging our status as the industry's partner of choice to expand our licensing operations. In addition, we have more than 170 projects in discovery research. During 2008, 11 new compounds were advanced from discovery research into preclinical development, 26 preclinical development candidates progressed into Phase 1 human testing and 19 Phase 1 clinical development candidates advanced into Phase 2 proof-of-concept trials and safety studies.
- We will continue to focus on reducing attrition as a key component of our R&D productivity improvement effort. For several years, we have been revising the quality hurdles for candidates entering development, as well as throughout the development process. As the quality of candidates has improved, the development attrition rate has begun to fall. Three new molecular entities and multiple new indication programs for in-line products advanced into Phase 3 development during 2008. We expect 15 to 20 new molecular entities and new indication programs to advance to Phase 3 during the 2008-2009 period.
- While a significant portion of R&D is done internally, we will continue to seek to expand our pipeline by entering into agreements with other companies to develop, license or acquire promising compounds, technologies or capabilities. Collaboration, alliance and license agreements and acquisitions allow us to capitalize on these compounds to expand our pipeline of potential future products.
  - Due to our strength in marketing and our global reach, we are able to attract other organizations that may have promising compounds and that can benefit from our strength and skills. We have more than 400 alliances across the entire spectrum of the discovery, development and commercialization process.
  - In 2008, we entered into an agreement with Medivation to develop and commercialize Dimebon, Medivation's investigational drug for treatment of Alzheimer's disease and Huntington's disease, and Auxilium, to develop and commercialize Xiaflex, a novel, late-stage biologic, for the treatment of Dupuytren's contracture and Peyronie's disease, in addition to other collaboration agreements. (See further discussion in the "Our Strategic Initiatives—Strategy and Recent Transactions: Acquisitions, Licensing and Collaborations" section of this Financial Review.)
  - We recognize that our core strength with small molecules must be complemented by large molecules, as they involve some of the most promising R&D technology and cutting-edge science in medical research. We will expand our internal capabilities in biologics through business development where attractive opportunities become available. In January 2009, we announced that we have entered into a definitive merger agreement to acquire Wyeth, a leader in biotherapeutics and vaccines. In 2008, we acquired Encysive, a biopharmaceutical company, whose main product (Thelin) is for the treatment of pulmonary arterial hypertension. For further discussion of these and other acquisitions we have made in biologics, see the "Our Strategic Initiatives—Strategy and Recent Transactions: Acquisitions, Licensing and Collaborations" section of this Financial Review.
  - The acquisitions of Coley in 2008 and PowderMed Ltd. (PowderMed) in 2006 are enabling us to explore vaccines across various therapeutic areas using the acquired vaccine technology and delivery device. (See further discussion in the "Our Strategic Initiatives—Strategy and Recent Transactions: Acquisitions, Licensing and Collaborations" section of this Financial Review.)
  - Our goal is to have a total of 24 to 28 programs in Phase 3 development by the end of 2009 and to make 15 to 20 regulatory submissions during 2010 through 2012.



---

## Financial Review

Pfizer Inc and Subsidiary Companies

---

### Changing Business Environment for Our Industry

With the business environment changing rapidly, as described above, we recognize that we must also fundamentally change the way we run our company to meet those challenges.

As a result, we will:

- Continue to streamline our company to reduce bureaucracy and enable us to move quickly.
- Continue to restructure our cost base to drive efficiencies and enable greater agility and operating flexibility.
- Continue to evolve our research organization. We have organized our research teams around therapeutic areas, each with a Chief Scientific Officer who is accountable for the decisions within his or her portfolio.
- Continue to revitalize our internal R&D approach. We are focusing our efforts to improve productivity and give discovery and development teams more flexibility and clearer goals, by exiting certain disease areas, such as anemia, atherosclerosis/hyperlipidemia, bone health/frailty, gastrointestinal, heart failure, liver fibrosis, muscle, obesity, osteoarthritis (disease modifying concepts only) and peripheral arterial disease, and giving higher priority to certain other disease areas, such as Alzheimer's disease, diabetes, inflammation/immunology, oncology, pain and psychoses (schizophrenia).
- Continue to develop patient-centric areas of focus within our Pharmaceutical business through our Primary Care, Specialty Care, Oncology, Established Products and Emerging Markets units.
- Continue to focus on business development. We have thoroughly assessed every therapeutic area, looked at gaps we have identified and accelerated programs we already have. We are also developing opportunistic strategies concerning the best products, product candidates and technologies.
- Seek complementary opportunities in products and technologies that have the potential to leverage our capabilities and are aligned with our goals of improving health.
- Continue to address the wide array of patient populations through our innovative access and affordability programs.

See further discussion in the "Our Cost-Reduction Initiatives" section of this Financial Review.

In addition to the above challenges and opportunities, we believe that there are other opportunities for revenue generation for our products, including:

- Current demographics of developed countries indicate that people are living longer and, therefore, have a growing demand for high-quality healthcare, and the most effective medicines.
- Revising our commercial model, where appropriate, to better engage physicians and customers.
- The large number of patients within our various therapeutic categories that are untreated. For example, of the tens of millions of Americans who need medical therapy for high cholesterol, we estimate only about 35% are actually receiving treatment.
- Refocusing the debate on health policy to address the cost of disease that remains untreated and the benefits of investing in prevention and wellness to not only improve health, but save money.
- Developing medicines that meet medical needs; that patients will take; that physicians will prescribe; that customers will pay for; and that add the most value for Pfizer.
- Stepping up our focus and investments in emerging markets by developing strategies in areas, especially Eastern Europe and Asia, where changing demographics and economics will drive growing demand for high-quality healthcare and offer the best potential for our products.
- Worldwide emphasis on the need to find solutions to difficult problems in healthcare systems.

### **Our Cost-Reduction Initiatives**

During 2008, we completed the cost-reduction and transformation initiatives which were launched in early 2005, broadened in October 2006 and expanded in January 2007. These initiatives were designed to increase efficiency and streamline decision-making across the company and change the way we run our business to meet the challenges of a changing business environment, as well as take advantage of the diverse opportunities in the marketplace.

We have generated net cost reductions through site rationalization in R&D and manufacturing, streamlining organizational structures, sales force and staff function reductions, and increased outsourcing and procurement savings. These and other actions have allowed us to reduce costs in support services and facilities. These and other initiatives are discussed below.

---

## Financial Review

Pfizer Inc and Subsidiary Companies

---

During 2008, we achieved a reduction of about \$1.6 billion in the *Selling, informational and administrative expenses* (SI&A) pre-tax component of Adjusted income compared to 2006, on a constant currency basis (the actual foreign exchange rates in effect in 2006). In 2008 and 2007, we achieved a total net reduction of the pre-tax total expense component of Adjusted income of \$2.8 billion, compared to 2006 on a constant currency basis (the actual foreign exchange rates in effect in 2006). (For an understanding of Adjusted income, see the "Adjusted Income" section of this Financial Review.) These cost reductions have been achieved despite inflation and compensation increases over the period.

On January 26, 2009, we announced the implementation of a new cost-reduction initiative that we anticipate will achieve a reduction in adjusted total costs of approximately \$3 billion, based on the actual foreign exchange rates in effect during 2008, by the end of 2011, compared with our 2008 adjusted total costs. We expect that this program will be completed by the end of 2010, with full savings to be realized by the end of 2011. We plan to reinvest approximately \$1 billion of these savings in the business, resulting in an expected \$2 billion net decrease compared to our 2008 adjusted total costs. (For an understanding of Adjusted income, see the "Adjusted income" section of this Financial Review.)

As part of this new cost-reduction initiative, we intend to reduce our total worldwide workforce by approximately 10%. Reductions will span sales, manufacturing, research and development, and administrative organizations. We expect to incur costs related to this new cost-reduction initiative of approximately \$6 billion, pre-tax, of which \$1.5 billion was recorded in 2008.

Projects in various stages of implementation include:

Pfizer Global Research and Development (PGRD)—

- *Creating a More Agile and Productive Organization*—In January 2009, we announced that we plan to reduce our global research staff. We expect these reductions, which are part of the planned 10% total workforce reduction discussed above, will be completed during 2009.

After a review of all our therapeutic areas, in 2008, we announced our decision to exit certain disease areas—*anemia, atherosclerosis/hyperlipidemia, bone health/frailty, gastrointestinal, heart failure, liver fibrosis, muscle, obesity, osteoarthritis (disease modifying concepts only) and peripheral arterial disease*—and give higher priority to the following disease areas: *Alzheimer's disease, diabetes, inflammation/immunology, oncology, pain and psychoses (schizophrenia)*. We also will continue to work in many other disease areas, such as *asthma, chronic obstructive pulmonary disorder, genitourinary, infectious diseases, ophthalmology, smoking cessation, thrombosis and transplant*, among others. With a smaller, more focused research portfolio, we will be able to devote our resources to the most valuable opportunities. These decisions did not affect our portfolio of marketed products, the development of compounds currently in Phase 3 or any launches planned over the next three years.

In 2007, we consolidated each research therapeutic area into a single site and focused our research network by closing R&D sites. Since then, we have ceased pharmaceutical R&D operations in six sites that were previously identified for exit by PGRD: *Mumbai, India; Plymouth Township, Michigan; Ann Arbor, Michigan; Kalamazoo, Michigan; Nagoya, Japan; and Amboise, France*. The facilities in *Mumbai, Plymouth Township and downtown Kalamazoo* have been disposed of. We are under contract for sale of the entire *Ann Arbor* campus, with an anticipated closing in mid-2009. In mid-2008, the former *Pfizer R&D site in Nagoya* became the base of operations of an R&D spin-off in which *Pfizer* retains a small interest. R&D operations in *Amboise* have ceased and decommissioning of the R&D site is now underway.

We continue to focus on reduced cycle time and improved compound survival in the drug discovery and development process. Notable cycle time improvements have been demonstrated in the period from *Compound Selection* to the start of *Phase 1*. In addition, over the next two years, we expect to see a 25% to 33% reduction in cycle time in the period from *Final Approved Protocol* to *Last Subject-First Visit*, as new processes and procedures are adopted for newly initiated *Phase 2, 3 and 4* clinical trials. In the past couple of years, a number of steps have been taken to improve compound survival, such as rigorous analyses of the successful and unsuccessful projects in the entire portfolio to ensure that results are captured and applied to on-going programs and to portfolio decisions.

Pfizer Global Manufacturing (PGM)—

- *Supply Network Transformation*—To ensure that our manufacturing facilities are aligned with current and future product needs, we are continuing to optimize *Pfizer's* network of plants. We have focused on innovation and delivering value through a simplified supply network. Since 2005, 34 sites have been identified for rationalization. In addition, there have been extensive consolidations and realignments of operations resulting in streamlined operations and staff reductions.

We are moving our global manufacturing network into a global strategic supply network, consisting of our internal network of plants together with strategic external manufacturers, and including purchasing, packaging and distribution. As of the end of 2008, we have reduced our internal network of plants from 93 five years ago to 46, which includes the acquisition of seven plants and the sites sold in 2006 as part of our *Consumer Healthcare* business. We plan to reduce our internal network of plants around the world to 41. We expect that the cumulative impact will be a more focused, streamlined and competitive manufacturing operation, with less than 50% of our former internal plants and more than 48% fewer manufacturing employees, compared to 2003. As part of our global strategic supply network, we currently expect to increase outsourced manufacturing of our products from approximately 17% of our products, on a cost basis, to approximately 30% over the next two to three years.

Worldwide Pharmaceutical Operations (WPO)—

- *Reorganization of our Field Force*—As part of *Pfizer's* overall restructuring into smaller, more focused business units, we have changed our global field force operations to enable us to adapt to changing market dynamics and respond to local customer needs more quickly

---

## Financial Review

Pfizer Inc and Subsidiary Companies

---

and with more flexibility. This evolutionary process, which began in 2007, will generate savings from de-layering, eliminating duplicative work, and utilizing our sales representative more efficiently through targeted deployment based on sophisticated segmentation analyses, offset modestly by increased investment in certain emerging markets. Between 2004 and 2008, we reduced our global field force by approximately 13%, with approximately 10% of those reductions occurring since the beginning of 2007.

### Information Technology—

- **Strategic Outsourcing**—We have reorganized our information technology infrastructure and are also consolidating a number of third-party service providers, thereby reducing labor costs.
- **Reductions in Application Software**—To achieve cost savings, we have pursued significant reductions in application software and data centers, as well as rationalization of service providers, while enhancing our ability to invest in innovative technology opportunities to further propel our growth.

### Finance—

- **Further Capitalizing on Shared Service Centers**—To achieve cost savings, we have reduced operating costs and improved service levels by standardizing, regionalizing and/or outsourcing certain transactional accounting activities.

### Global Sourcing—

- **Leveraging Purchasing Power**—To achieve cost savings on purchased goods and services, we have focused on rationalizing suppliers, leveraging our substantial purchases of goods and services and improving demand management to optimize levels of outside services needed and strategic sourcing from lower-cost sources. For example, savings from demand management are being derived in part from reductions in travel, entertainment, consulting and other external service expenses. Facilities savings are being found in site rationalization, energy conservation and renegotiated service contracts.

## Our Strategic Initiatives—Strategy and Recent Transactions

### Acquisitions, Licensing and Collaborations

We are committed to capitalizing on new growth opportunities by advancing our own new-product pipeline and maximizing the value of our in-line products, as well as through opportunistic licensing, co-promotion agreements and acquisitions. Our business development strategy targets a number of growth opportunities, including biologics, vaccines, oncology, diabetes, Alzheimer's disease, inflammation/immunology, pain, psychoses (schizophrenia) and other products and services that seek to provide valuable healthcare solutions. Some of our most significant business-development transactions since 2006 are described below.

- On January 26, 2009, we announced that we have entered into a definitive merger agreement under which we will acquire Wyeth in a cash-and-stock transaction valued on that date at \$50.19 per share, or a total of \$68 billion. The Boards of Directors of both Pfizer and Wyeth have approved the transaction. Under the terms of the merger agreement, each outstanding share of Wyeth common stock will be converted into the right to receive \$33 in cash and 0.985 of a share of Pfizer common stock, subject to adjustment as set forth in the merger agreement. Based on the closing price of our stock on January 23, 2009, the last trading day prior to our announcement on January 26, the stock component was valued at \$17.19 per share. We expect the transaction will close at the end of the third quarter or during the fourth quarter of 2009, subject to Wyeth shareholder approval, governmental and regulatory approvals, the satisfaction of the conditions related to the debt financing for the transaction, and other usual and customary closing conditions. We believe that the combination of Pfizer and Wyeth will create the world's premier biopharmaceutical company and will meaningfully deliver on Pfizer's strategic priorities in a single transaction. The combined entity will be one of the most diversified in the industry and will enable us to offer patients a uniquely broad and diversified portfolio of biopharmaceutical innovation through patient-centric units. This transaction, expected to be completed in 2009, is not reflected in our consolidated financial statements as of December 31, 2008. We expect to achieve savings of approximately \$4 billion by the end of 2012 related solely to this transaction.

The merger agreement with Wyeth prohibits us from making acquisitions for cash consideration in excess of \$750 million in the aggregate prior to the completion of the transaction without Wyeth's consent.

- In December 2008, we entered into an agreement with Auxilium Pharmaceuticals, Inc. (Auxilium) to develop, commercialize and supply Xiaflex, a novel, first-in-class biologic, for the treatment of Dupuytren's contracture and Peyronie's disease. Under the collaboration agreement with Auxilium, we will receive exclusive rights to commercialize Xiaflex in the European Union and 19 other European and Eurasian countries. We expect to file Xiaflex for approval in Europe in 2010. Under the agreement with Auxilium, we made an up-front payment of \$75 million, which is included in *Research and development expenses*. We may also make additional payments to Auxilium of up to \$410 million based upon regulatory and commercialization milestones, as well as additional milestone payments based upon the successful commercialization of the product.
- In the fourth quarter of 2008, we concluded the acquisition of a number of animal health product lines from Schering-Plough Corporation for sale in the European Economic Area in the following categories: swine e.coli vaccines; equine influenza and tetanus vaccines; ruminant neonatal and clostridia vaccines; rabies vaccines; companion animal veterinary specialty products; and parasiticides and anti-inflammatories. The cost of acquiring these product lines was approximately \$170 million.
- In September 2008, we announced an agreement with Medivation, Inc. (Medivation) to develop and commercialize Dimebon, Medivation's investigational drug for treatment of Alzheimer's disease and Huntington's disease. Following the expiration of the waiting period under the Hart-Scott-Rodino Antitrust Improvements Act, the agreement went into effect in October 2008. Dimebon currently is

---

## Financial Review

Pfizer Inc and Subsidiary Companies

---

being evaluated in a Phase 3 trial in patients with mild-to-moderate Alzheimer's disease. Under the collaboration agreement with Medivation, we made an up-front payment of \$225 million, which is included in *Research and development expenses*. We may also make additional payments of up to \$500 million based upon development and regulatory milestones, as well as additional milestone payments based upon the successful commercialization of the product.

- In the second quarter of 2008, we acquired Encysive, a biopharmaceutical company, whose main product (Thelin), for the treatment of pulmonary arterial hypertension, is commercially available in much of the E.U., is approved in certain other markets, and is under review by the FDA. The cost of acquiring Encysive, through a tender offer and subsequent merger, was approximately \$200 million, including transaction costs. In addition, in the second quarter of 2008, we acquired Serenex, a privately held biotechnology company that owns SNX-5422, an oral Heat Shock Protein 90 (Hsp90) inhibitor currently in Phase 1 trials for the potential treatment of solid tumors and hematological malignancies. Serenex also owns an extensive Hsp90 inhibitor compound library, which has potential uses in treating cancer and inflammatory and neurodegenerative diseases. In connection with these acquisitions, we recorded approximately \$170 million in *Acquisition-related in-process research and development charges* and approximately \$450 million in intangible assets.
- In the second quarter of 2008, we entered into an agreement with a subsidiary of Celldex for an exclusive worldwide license to CDX-110, an experimental therapeutic vaccine in Phase 2 development for the treatment of glioblastoma multiforme, and exclusive rights to the use of EGFRvIII vaccines in other potential indications. Under the license and development agreement, an up-front payment was made. Additional payments exceeding \$390 million could potentially be made to Celldex based on the successful development and commercialization of CDX-110 and additional EGFRvIII vaccine products.
- In the first quarter of 2008, we acquired CovX, a privately held biotherapeutics company specializing in preclinical oncology and metabolic research and the developer of a biotherapeutics technology platform that we expect will enhance our biologic portfolio. Also in the first quarter of 2008, we acquired all the outstanding shares of Coley, a biopharmaceutical company specializing in vaccines and drug candidates designed to fight cancers, allergy and asthma disorders, and autoimmune diseases, for approximately \$230 million. In connection with these and two smaller acquisitions related to Animal Health, we recorded approximately \$440 million in *Acquisition-related in-process research and development charges*.
- In December 2007, we entered into a license agreement with Scil Technology GmbH (Scil) for worldwide collaboration on Scil cartilage specific growth factor CD-RAP. Under this agreement, Pfizer obtained a worldwide exclusive license to develop and commercialize CD-RAP. We may make payments of up to \$242 million based upon development and regulatory milestones.
- In December 2007, we entered into a license and collaboration agreement with Adolor Corporation (Adolor) to develop and commercialize ADL5859 and ADL577, proprietary delta opioid receptor agonist compounds for the treatment of pain. We may make payments of up to \$233 million to Adolor, based on development and regulatory milestones.
- In December 2007, we entered into a research collaboration and license agreement with Taisho Pharmaceutical Co., Ltd. (Taisho) to acquire worldwide rights outside of Japan for TS-032, a metabolic glutamate receptor agonist that may offer a new treatment option for central nervous system disorders, and is currently in pre-clinical development for the treatment of schizophrenia. We may make payments of up to \$255 million to Taisho based upon development and regulatory milestones.
- In the second quarter of 2007, we entered into a collaboration agreement with BMS to further develop and commercialize apixaban, an oral anticoagulant compound discovered by BMS. We made an initial payment to BMS of \$250 million and additional payments to BMS related to product development efforts, which are included in *Research and development expenses* in 2007. We may also make additional payments of up to \$780 million to BMS, based on development and regulatory milestones. In a separate agreement, we are also collaborating with BMS on the research, development and commercialization of a Pfizer discovery program, which includes preclinical compounds with potential applications for the treatment of metabolic disorders, including diabetes. We exited research efforts in the area of obesity during the third quarter of 2008.
- In April 2007, we agreed with OSI Pharmaceuticals, Inc. (OSI) to terminate a 2002 collaboration agreement to co-promote Macugen, for the treatment of age-related macular degeneration (AMD), in the U.S. We also agreed to amend and restate a 2002 license agreement for Macugen, and to return to OSI all rights to develop and commercialize Macugen in the U.S. In return, OSI granted us an exclusive right to develop and commercialize Macugen in the rest of the world.
- In the first quarter of 2007, we acquired BioRexis, a privately held biopharmaceutical company with a novel technology platform for developing new protein drug candidates, and Embrex, an animal health company that possesses a unique vaccine delivery system known as Inovoject that improves consistency and reliability by inoculating chicks while they are still inside the egg. In connection with these and other smaller acquisitions, we recorded \$283 million in *Acquisition-related in-process research and development charges*.
- In December 2006, we entered into a collaboration agreement with Kosan Biosciences Inc. (Kosan) to develop a gastrointestinal disease treatment. In 2006, we expensed a payment of \$12 million, which was included in *Research and development expenses*. Additional milestone payments of up to approximately \$238 million may be made to Kosan, based upon the successful development and commercialization of a product.
- In September 2006, we entered into a license agreement with Quark Biotech Inc. for exclusive worldwide rights to a compound for the treatment of neovascular (wet) AMD.
- In September 2006, we entered into a license and collaboration agreement with TransTech Pharma Inc. (TransTech) to develop and commercialize small- and large-molecule compounds for treatment of Alzheimer's disease and diabetic neuropathy. Under the terms of the agreement, Pfizer received exclusive worldwide rights to TransTech's portfolio of compounds. In 2006, we expensed a payment of \$101 million, which was included in *Research and development expenses*. Additional significant milestone payments may be made to TransTech, based upon the successful development and commercialization of a product.

---

## Financial Review

Pfizer Inc and Subsidiary Companies

---

- In June 2006, we entered into a license agreement with Bayer Pharmaceuticals Corporation to acquire exclusive worldwide rights to DGAT-1 inhibitors.
- In June 2006, we acquired the worldwide rights to Toviaz (fesoterodine), a drug for treating overactive bladder which was approved in the E.U. in April 2007 and in the U.S. in October 2008, from Schwarz Pharma AG.
- In March 2006, we entered into research collaborations with NicOX SA in ophthalmic disorders and NOXXON Pharma AG in Alzheimer's disease and ophthalmic disorders.
- In February 2006, we completed the acquisition of the sanofi-aventis worldwide rights, including patent rights and production technology, to manufacture and sell Exubera, an inhaled form of insulin, and the insulin-production business and facilities located in Frankfurt, Germany, previously jointly owned by Pfizer and sanofi-aventis, for approximately \$1.4 billion in cash (including transaction costs). Substantially all assets recorded in connection with this acquisition have now been written off. (See the "Our 2008 Performance: Certain Charges—Exubera" section of this Financial Review.) Prior to the acquisition, in connection with our collaboration agreement with sanofi-aventis, we recorded a research and development milestone due to us from sanofi-aventis of approximately \$118 million (\$71 million, after tax) in 2006 in *Research and development expenses* upon the approval of Exubera in January 2006 by the FDA.
- In December 2006, we completed the acquisition of PowderMed, a U.K. company which specializes in the emerging science of DNA-based vaccines for the treatment of influenza and chronic viral diseases, and in May 2006, we completed the acquisition of Rinat, a biologics company with several new central-nervous-system product candidates. In 2006, the aggregate cost of these and other smaller acquisitions was approximately \$880 million (including transaction costs). In connection with these transactions, we recorded \$835 million in *Acquisition-related in-process research and development charges*.

### Dispositions

We evaluate our businesses and product lines periodically for strategic fit within our operations.

In the fourth quarter of 2006, we sold our Consumer Healthcare business for \$16.6 billion, and recorded a gain of approximately \$10.2 billion (\$7.9 billion, net of tax) in *Gains on sales of discontinued operations—net of tax* in the consolidated statement of income for 2006. In 2007, we recorded a loss of approximately \$70 million, after-tax, primarily related to the resolution of contingencies, such as purchase price adjustments and product warranty obligations, as well as pension settlements. This business was composed of:

- substantially all of our former Consumer Healthcare segment;
- other associated amounts, such as purchase-accounting impacts, acquisition-related costs and restructuring and implementation costs related to our cost-reduction initiatives that were previously reported in the Corporate/Other segment; and
- certain manufacturing facility assets and liabilities, which were previously part of our Pharmaceutical or Corporate/Other segment but were included in the sale of the Consumer Healthcare business. The net impact to the Pharmaceutical segment was not significant.

The results of this business are included in *Income from discontinued operations—net of tax* for 2006. (See Notes to Consolidated Financial Statements—*Note 3. Discontinued Operations*.)

We continued during 2008 and 2007, and will continue for a period of time, to generate cash flows and to report income statement activity in continuing operations that are associated with our former Consumer Healthcare business. The activities that give rise to these impacts are transitional in nature and generally result from agreements that ensure and facilitate the orderly transfer of business operations to the new owner. Included in continuing operations for 2008 and 2007 were the following amounts associated with these transition service agreements that will no longer occur after the full transfer of activities to the new owner: for 2008, *Revenues* of \$172 million; *Cost of sales* of \$162 million; and *Selling, informational and administrative expenses* of \$3 million and for 2007, *Revenues* of \$219 million; *Cost of sales* of \$194 million; *Selling, informational and administrative expenses* of \$15 million; and *Other (income)/deductions—net* of \$16 million in income.

### Our Expectations for 2009

While our revenues and income will continue to be tempered in the near term due to patent expirations and other factors, we will continue to make the investments necessary to sustain long-term growth. We remain confident that Pfizer has the organizational strength and resilience, as well as the strategies, the financial depth and flexibility, to succeed in the long term. However, no assurance can be given that the factors described above under "Our Operating Environment and Response to Key Opportunities and Challenges" or below under "Forward-Looking Information and Factors That May Affect Future Results" or other significant factors will not have a material adverse effect on our business and financial results.

Compared to 2008, our 2009 guidance, at current exchange rates, reflects increased pension expenses, lower interest income, as well as an increase in the effective tax rate resulting from financial strategies in connection with our proposed acquisition of Wyeth.

At current exchange rates, we forecast 2009 revenues of \$44.0 billion to \$46.0 billion, reported diluted earnings per common share (EPS) of \$1.34 to \$1.49 and Adjusted diluted EPS of \$1.85 to \$1.95. On January 26, 2009, we announced the implementation of a new cost-reduction initiative that we anticipate will achieve a reduction in adjusted total costs of approximately \$3 billion, on a constant currency basis, by the end of 2011, compared with our 2008 adjusted total costs. We plan to reinvest approximately \$1

## Financial Review

Pfizer Inc and Subsidiary Companies

billion of these savings in the business, resulting in an expected \$2 billion net decrease compared to our 2008 adjusted total costs. (For an understanding of Adjusted income, see the "Adjusted Income" section of this Financial Review.)

As referenced in this section: (i) "current exchange rates" is defined as rates approximating foreign currency spot rates in January 2009 and (ii) "constant currency basis" is defined as the actual foreign currency exchange rates in effect during 2008. Both of these assumptions are critical elements of our guidance and actual foreign currency rates may be materially different from these assumptions. For example, in the fourth quarter of 2008, the foreign currency exchange rates in our largest markets changed by increments ranging from 10% to 25%. As future events and their effects cannot be determined with precision, we provide our guidance by reference to historical foreign currency exchange rates. We will continue to disclose the impact of these rates on our results, if material.

Given these and other factors, a reconciliation, at current exchange rates and reflecting management's current assessment, of 2009 Adjusted income and Adjusted diluted EPS guidance to 2009 reported Net income and reported diluted EPS guidance, follows:

(BILLIONS OF DOLLARS, EXCEPT PER-SHARE AMOUNTS)	FULL-YEAR 2009 GUIDANCE	
	NET INCOME <sup>(a)</sup>	DILUTED EPS <sup>(a)</sup>
Adjusted income/diluted EPS <sup>(b)</sup> guidance	~\$12.5-\$13.2	~\$1.85-\$1.95
Purchase accounting impacts of transactions completed as of 12/31/08	(1.8)	(0.26)
Costs related to cost-reduction initiatives	(1.3-1.7)	(0.20-0.25)
Reported Net income/diluted EPS guidance	~\$9.0-\$10.1	~\$1.34-\$1.49

<sup>(a)</sup> Does not assume the completion of any business-development transactions not completed as of December 31, 2008, and excludes potential effects of litigation-related matters not substantially resolved as of December 31, 2008, as we do not forecast those items.

<sup>(b)</sup> For an understanding of Adjusted income, see the "Adjusted Income" section of this Financial Review.

Our 2009 forecasted financial performance guidance is subject to a number of factors and uncertainties—as described in the "Forward-Looking Information and Factors That May Affect Future Results" section of this Financial Review.

### Accounting Policies

We consider the following accounting policies important in understanding our operating results and financial condition. For additional accounting policies, see Notes to Consolidated Financial Statements—*Note 1. Significant Accounting Policies*.

### Estimates and Assumptions

In preparing the consolidated financial statements, we use certain estimates and assumptions that affect reported amounts and disclosures. These estimates and underlying assumptions can impact all elements of our financial statements. For example, in the consolidated statement of income, estimates are used when accounting for deductions from revenues (such as rebates, chargebacks, sales returns and sales allowances), determining cost of sales, allocating cost in the form of depreciation and amortization, and estimating restructuring charges and the impact of contingencies. On the consolidated balance sheet, estimates are used in determining the valuation and recoverability of assets, such as accounts receivables, investments, inventories, fixed assets and intangible assets (including goodwill), and estimates are used in determining the reported amounts of liabilities, such as taxes payable, benefit obligations, the impact of contingencies, rebates, chargebacks, sales returns and sales allowances and restructuring reserves.

We regularly evaluate our estimates and assumptions, using historical experience and other factors, including the economic environment. Our estimates are often based on complex judgments, probabilities and assumptions that we believe to be reasonable but that are inherently uncertain and unpredictable.

As future events and their effects cannot be determined with precision, our estimates and assumptions may prove to be incomplete or inaccurate, or unanticipated events and circumstances may occur that might cause us to change those estimates and assumptions. Market conditions, such as illiquid credit markets, volatile equity markets, dramatic fluctuations in foreign currency rates and economic recession, can increase the uncertainty already inherent in our estimates and assumptions. We adjust our estimates and assumptions when facts and circumstances indicate the need for change. Those changes will be reflected in our financial statements on a prospective basis. It is possible that other professionals, applying reasonable judgment to the same facts and circumstances, could develop and support a range of alternative estimated amounts. We are also subject to other risks and uncertainties that may cause actual results to differ from estimated amounts, such as changes in the healthcare environment, competition, litigation, legislation and regulations. These and other risks and uncertainties are discussed throughout this Financial Review, particularly in the section "Forward-Looking Information and Factors That May Affect Future Results."

### Contingencies

We and certain of our subsidiaries are involved in various patent, product liability, consumer, commercial, securities, environmental and tax litigations and claims; government investigations; and other legal proceedings that arise from time to time in the ordinary course of our business. Except for income tax contingencies, we record accruals for contingencies to the extent that we conclude their occurrence is probable and that the related liabilities are estimable and we record anticipated recoveries under existing insurance contracts when assured of recovery. For tax matters, beginning in 2007 upon the adoption of a new accounting standard, we record accruals for income tax contingencies to the extent that we conclude that a tax position is not sustainable under a 'more-likely-than-not' standard and we record our estimate of the potential tax benefits in one tax jurisdiction that could result from the payment of income taxes in another tax jurisdiction when we conclude that the potential recovery is more likely than not. (See Notes to Consolidated Financial Statements—*Note 1B. Significant Accounting Policies: New Accounting Standards* and *Note 7E. Taxes on*

---

## Financial Review

Pfizer Inc and Subsidiary Companies

---

*Income: Tax Contingencies.*) We consider many factors in making these assessments. Because litigation and other contingencies are inherently unpredictable and excessive verdicts do occur, these assessments can involve a series of complex judgments about future events and can rely heavily on estimates and assumptions (see Notes to Consolidated Financial Statements—*Note 1C. Significant Accounting Policies: Estimates and Assumptions*).

### Acquisitions

Our consolidated financial statements reflect an acquired business after the completion of the acquisition and are not restated. We account for acquired businesses using the purchase method of accounting, which requires that most assets acquired and liabilities assumed be recorded at the date of acquisition at their fair values. Any excess of the purchase price over the assigned values of the net assets acquired is recorded as goodwill. Amounts allocated to acquired IPR&D have been expensed at the date of acquisition. When we have acquired net assets that do not constitute a business under generally accepted accounting principles in the U.S. (U.S. GAAP), no goodwill has been recognized.

The judgments made in determining the estimated fair value assigned to each class of assets acquired and liabilities assumed, as well as asset lives, can materially impact our results of operations.

There are several methods that can be used to determine fair value. For intangible assets, including IPR&D, we typically use the “income method.” This method starts with our forecast of all of the expected future net cash flows. These cash flows are then adjusted to present value by applying an appropriate discount rate that reflects the risk factors associated with the cash flow streams. Some of the more significant estimates and assumptions inherent in the income method or other methods include:

- the amount and timing of projected future cash flows;
- the amount and timing of projected costs to develop the IPR&D into commercially viable products;
- the discount rate selected to measure the risks inherent in the future cash flows; and
- the assessment of the asset's life cycle and the competitive trends impacting the asset, including consideration of (i) any technical, legal, regulatory, or economic barriers to entry, as well as (ii) expected changes in standards of practice for indications addressed by the asset.

Determining the useful life of an intangible asset also requires judgment, as different types of intangible assets will have different useful lives and certain assets may even be considered to have indefinite useful lives. For example, the useful life of the right to patent associated with a pharmaceutical product's exclusive patent will be finite and will result in amortization expense being recorded in our results of operations over a determinable period. However, the useful life associated with a brand that has no patent protection but that retains, and is expected to retain, a distinct market identity could be considered to be indefinite and the asset would not be amortized.

### Revenues

*Revenue Recognition*—We record revenues from product sales when the goods are shipped and title passes to the customer. At the time of sale, we also record estimates for a variety of sales deductions, such as rebates, discounts and incentives, and product returns. When we cannot reasonably estimate the amount of future product returns, we record revenues when the risk of product return has been substantially eliminated.

*Deductions from Revenues*—Gross product sales are subject to a variety of deductions that are generally estimated and recorded in the same period that the revenues are recognized, and primarily represent rebates and discounts to government agencies, wholesalers, distributors and managed care organizations with respect to our pharmaceutical products. These deductions represent estimates of the related obligations and, as such, judgment and knowledge of market conditions and practice are required when estimating the impact of these sales deductions on gross sales for a reporting period.

Specifically,

- In the U.S., we record provisions for pharmaceutical Medicaid, Medicare and contract rebates based upon our experience ratio of rebates paid and actual prescriptions written during prior quarters. We apply the experience ratio to the respective period's sales to determine the rebate accrual and related expense. This experience ratio is evaluated regularly to ensure that the historical trends are as current as practicable. As appropriate, we will adjust the ratio to better match our current experience or our expected future experience. In assessing this ratio, we consider current contract terms, such as changes in formulary status and discount rates. If our ratio is not indicative of future experience, our results could be materially affected.
- Outside the U.S., the majority of our pharmaceutical rebates, discounts and price reductions are contractual or legislatively mandated, and our estimates are based on actual invoiced sales within each period; both of these elements help to reduce the risk of variations in the estimation process. Some European countries base their rebates on the government's unbudgeted pharmaceutical spending and we use an estimated allocation factor (based on historical payments) and total revenues by country against our actual invoiced sales to project the expected level of reimbursement. We obtain third-party information that helps us monitor the adequacy of these accruals. If our estimates are not indicative of actual unbudgeted spending, our results could be materially affected.
- Provisions for pharmaceutical chargebacks (primarily reimbursements to wholesalers for honoring contracted prices to third parties) closely approximate actual as we settle these deductions generally within two to four weeks of incurring the liability.
- Provisions for pharmaceutical returns are based on a calculation in each market that incorporates the following, as appropriate: local returns policies and practices; returns as a percentage of sales; an understanding of the reasons for past returns; estimated shelf-life by product; and an estimate of the amount of time between shipment and return or lag time; and any other factors that could impact the estimate of future returns, such as loss of exclusivity, product recalls, or a changing competitive environment, as appropriate.

---

## Financial Review

Pfizer Inc and Subsidiary Companies

---

- We record sales incentives as a reduction of revenues at the time the related revenues are recorded or when the incentive is offered, whichever is later. We estimate the cost of our sales incentives based on our historical experience with similar incentives programs.

Historically, our adjustments to actual have not been material; on a quarterly basis, they generally have been less than 1.0% of Pharmaceutical net sales and can result in a net increase to income or a net decrease to income. The sensitivity of our estimates can vary by program, type of customer and geographic location. However, estimates associated with U.S. Medicaid and contract rebates are most at-risk for material adjustment because of the extensive time delay between the recording of the accrual and its ultimate settlement, an interval that can range up to one year. Because of this time lag, in any given quarter, our adjustments to actual can incorporate revisions of several prior quarters.

*Alliances*—We have agreements to co-promote pharmaceutical products discovered by other companies. Alliance revenues are earned when our co-promotion partners ship the related product and title passes to their customer. Alliance revenues are primarily based upon a percentage of our co-promotion partners' net sales. Expenses for selling and marketing these products are included in *Selling, informational and administrative expenses*.

### Long-Lived Assets

We review all of our long-lived assets, including goodwill and other intangible assets, for impairment indicators at least annually and we perform detailed impairment testing for goodwill and indefinite-lived assets annually and for all other long-lived assets whenever impairment indicators are present. When necessary, we record charges for impairments of long-lived assets for the amount by which the present value of future cash flows, or some other fair value measure, is less than the carrying value of these assets. Examples of those events or circumstances that may be indicative of impairment include:

- A significant adverse change in legal factors or in the business climate that could affect the value of the asset. For example, a successful challenge of our patent rights likely would result in generic competition earlier than expected.
- A significant adverse change in the extent or manner in which an asset is used. For example, restrictions imposed by the FDA or other regulatory authorities could affect our ability to manufacture or sell a product.
- A projection or forecast that demonstrates losses associated with an asset. This could include, for example, a change in a government reimbursement program that results in an inability to sustain projected product revenues and profitability. This also could include the introduction of a competitor's product that results in a significant loss of market share or the lack of acceptance of a product by patients, physicians and payers.

Our impairment review process is as follows:

- For finite-lived intangible assets, such as developed technology rights, whenever impairment indicators are present, we perform an in-depth review for impairment. We calculate the undiscounted value of the projected cash flows associated with the asset, or asset group, and compare this estimated amount to the carrying amount. If the carrying amount is found to be greater, we record an impairment loss for the excess of book value over fair value. Fair value is generally calculated by applying an appropriate discount rate to the undiscounted cash flow projections to arrive at net present value. In addition, in all cases of an impairment review, we reevaluate the remaining useful life of the asset and modify it, as appropriate.
- For indefinite-lived intangible assets, such as brands, each year and whenever impairment indicators are present, we calculate the fair value of the asset and record an impairment loss for the excess of book value over fair value, if any. Fair value is generally measured as the net present value of projected cash flows. In addition, in all cases of an impairment review, we reevaluate the remaining useful life of the asset and determine whether continuing to characterize the asset as indefinite-lived is appropriate.
- For Goodwill, which includes amounts related to our Pharmaceutical and Animal Health segments, each year and whenever impairment indicators are present, we calculate the fair value of each business segment and calculate the implied fair value of goodwill by subtracting the fair value of all the identifiable net assets other than goodwill and record an impairment loss for the excess of book value of goodwill over the implied fair value, if any.
- For other long-lived assets, such as property, plant and equipment, we apply procedures similar to those for finite-lived intangible assets to determine if an asset is impaired. When necessary, we record charges for impairments of long-lived assets for the amount by which the fair value is less than the book value of these assets. Long-term investments and loans are subject to periodic impairment reviews whenever impairment indicators are present.
- For non-current deferred tax assets, we provide a valuation allowance when we believe that our deferred tax assets are not recoverable based on an assessment of estimated future taxable income that incorporates ongoing, prudent, feasible tax-planning strategies.

The value of intangible assets is determined primarily using the "income method," which starts with a forecast of all the expected future net cash flows, some of which are more certain than others. For example, the valuation of an intangible asset may include the cash flows associated with selling the approved product throughout the world, as well as the value associated with using the developed technology in current R&D projects. In this situation, the projected cash flows of the approved indications are more likely to be achieved than the potential cash flows associated with R&D projects for the currently unapproved indications. The unequal probability of realizing these cash flow streams reflects the uncertainty associated with the future benefits of individual R&D projects and those that leverage the benefits of developed technology. Accordingly, the potential for impairment for these intangible assets may exist if actual revenues are significantly less than those initially forecasted or actual expenses are significantly more than those



## Financial Review

Pfizer Inc and Subsidiary Companies

initially forecasted. Further, an asset's expected useful life can increase estimation risk and, thus, impairment risk, as longer-lived intangibles necessarily require longer-term forecasts—it should be noted that, for some assets, these time spans can range up to 20 years or longer. Some of the more significant estimates and assumptions inherent in the intangible asset impairment estimation process include: the amount and timing of projected future cash flows; the discount rate selected to measure the risks inherent in the future cash flows; and the assessment of the asset's life cycle and the competitive trends impacting the asset, including consideration of any technical, legal, regulatory or economic barriers to entry, as well as expected changes in standards of practice for indications addressed by the asset.

The implied fair value of goodwill is determined by first estimating the fair value of the associated business segment. To estimate the fair value of the Pharmaceutical business segment, we generally use the "market approach," where we compare the segment to similar businesses or "guideline" companies whose securities are actively traded in public markets or which have recently been sold in a private transaction. For the Animal Health business segment, we generally use the "income approach," where we use a discounted cash flow model in which cash flows anticipated over several periods, plus a terminal value at the end of that time horizon, are discounted to their present value using an appropriate rate of return. Some of the more significant estimates and assumptions inherent in the goodwill impairment estimation process using the "market approach" include: the selection of appropriate guideline companies; the determination of market value multiples for the guideline companies and the subsequent selection of an appropriate market value multiple for the business segment based on a comparison of the business segment to the guideline companies; and the determination of applicable premiums and discounts based on any differences in ownership percentages, ownership rights, business ownership forms, or marketability between the segment and the guideline companies; and/or knowledge of the terms and conditions of comparable transactions. When considering the "income approach," we include the required rate of return used in the discounted cash flow method, which reflects capital market conditions and the specific risks associated with the business segment. Other estimates inherent in the "income approach" include long-term growth rates and cash flow forecasts for the business segment.

A single estimate of fair value results from a complex series of judgments about future events and uncertainties and relies heavily on estimates and assumptions (see "Estimates and Assumptions," above). The judgments made in determining an estimate of fair value can materially impact our results of operations.

### Pension and Postretirement Benefit Plans

We provide defined benefit pension plans for the majority of our employees worldwide. In the U.S., we have both qualified and supplemental (non-qualified) defined benefit plans, as well as other postretirement benefit plans, consisting primarily of healthcare and life insurance for retirees. (See Notes to Consolidated Financial Statements—*Note 13. Pension and Postretirement Benefit Plans and Defined Contribution Plans.*)

The accounting for benefit plans is highly dependent on actuarial estimates, assumptions and calculations, which result from a complex series of judgments about future events and uncertainties (see "Estimates and Assumptions," above). The assumptions and actuarial estimates required to estimate the employee benefit obligations for the defined benefit and postretirement plans, may include discount rate; expected salary increases; certain employee-related factors, such as turnover, retirement age and mortality (life expectancy); expected return on assets; and healthcare cost trend rates. Our assumptions reflect our historical experiences and our best judgment regarding future expectations that have been deemed reasonable by management. The judgments made in determining the costs of our benefit plans can materially impact our results of operations.

As a result of recent global financial market conditions, the fair value of the assets held in our pension plans has decreased by approximately 20%. We estimate those losses will be amortized over the next 10 years (along with previous year's actuarial gains and losses). As a result of the amortization of these losses, as well as a lower asset base on which to earn future returns, we expect U.S. net periodic pension benefit costs in 2009 to increase by approximately \$400 million.

The following table shows the expected versus actual rate of return on plan assets and the discount rate used to determine the benefit obligations for the U.S. qualified pension plans:

	2008	2007	2006
Expected annual rate of return	8.5%	9.0%	9.0%
Actual annual rate of return	(20.7)	7.9	15.2
Discount rate	6.4	6.5	5.9

We reduced our expected long-term return on plan assets from 9.0% in 2007 to 8.5% in 2008 for our U.S. pension plans, which impacts net periodic benefit cost. The decline in our expected return on plan assets reflects the modification made during late 2007 to our strategic asset target allocation to reduce the volatility of our plan funded status and the probability of future contribution requirements. Our revised target allocation increased debt securities allocation by 10.0% and reduced global equity securities allocation by 10.0%. No further changes to the strategic asset allocation were made in 2008 and therefore, we maintain the 8.5% expected long-term rate of return-on-assets in 2009. The assumption for the expected return-on-assets for our U.S. and international plans reflects our actual historical return experience and our long-term assessment of forward-looking return expectations by asset classes, which is used to develop a weighted-average expected return based on the implementation of our targeted asset allocation in our respective plans. The expected return for our U.S. plans and the majority of our international plans is applied to the fair market value of plan assets at each year end. Holding all other assumptions constant, the effect of a 0.5 percentage-point decline in the return-on-assets assumption is an increase in our 2009 U.S. qualified pension plan pre-tax expense by approximately \$27 million.

The discount rate used in calculating our U.S. defined benefit plan obligations as of December 31, 2008, is 6.4%, which represents a 0.1 percentage-point decrease from our December 31, 2007, rate of 6.5%. The discount rate for our U.S. defined benefit plans is based on a bond model constructed from a portfolio of high quality corporate bonds rated AA or better for which the timing and

## Financial Review

Pfizer Inc and Subsidiary Companies

amount of cash flows approximate the estimated payouts of the plans. For our international plans, the discount rates are set by benchmarking against investment grade corporate bonds rated AA or better, including where there is sufficient data, a yield curve approach. Holding all other assumptions constant, the effect of a 0.1 percentage-point decrease in the discount rate assumption is an increase in our 2009 U.S. qualified pension plans' pre-tax expense of approximately \$12 million and an increase in the U.S. qualified pension plans' projected benefit obligations as of December 31, 2008, of approximately \$97 million.

### Analysis of the Consolidated Statement of Income

(MILLIONS OF DOLLARS)	YEAR ENDED DECEMBER 31,			% CHANGE	
	2008	2007	2006	08/07	07/06
Revenues	\$48,296	\$ 48,418	\$ 48,371	—	—
Cost of sales	8,112	11,239	7,640	(28)	47
% of revenues	16.8%	23.2%	15.8%		
SI&A expenses	14,537	15,626	15,589	(7)	—
% of revenues	30.1%	32.3%	32.2%		
R&D expenses	7,945	8,089	7,599	(2)	6
% of revenues	16.5%	16.7%	15.7%		
Amortization of intangible assets	2,668	3,128	3,261	(15)	(4)
% of revenues	5.5%	6.5%	6.7%		
Acquisition-related IPR&D charges	633	283	835	123	(66)
% of revenues	1.3%	0.6%	1.7%		
Restructuring charges and acquisition-related costs	2,675	2,534	1,323	6	92
% of revenues	5.5%	5.2%	2.7%		
Other (income)/deductions—net	2,032	(1,759)	(904)	*	95
Income from continuing operations before provision for taxes on income, and minority interests	9,694	9,278	13,028	4	(29)
% of revenues	20.1%	19.2%	26.9%		
Provision for taxes on income	1,645	1,023	1,992	61	(49)
Effective tax rate	17.0%	11.0%	15.3%		
Minority interest	23	42	12	(45)	235
Discontinued operations—net of tax	78	(69)	8,313	*	*
Net income	\$ 8,104	\$ 8,144	\$ 19,337	—	(58)
% of revenues	16.8%	16.8%	40.0%		

\* Calculation not meaningful.

Percentages in this table and throughout the Financial Review may reflect rounding adjustments.

### Revenues

Total revenues were \$48.3 billion in 2008, essentially flat compared to 2007, primarily due to:

- an aggregate increase in revenues from Pharmaceutical products launched in the U.S. since 2006 and from many in-line products in 2008;
- the weakening of the U.S. dollar relative to many foreign currencies, especially the euro, Japanese yen and Canadian dollar, which increased revenues by approximately \$1.6 billion, or 3.3%, in 2008; and
- increased revenues in our Animal Health segment and other businesses of \$128 million in 2008,

offset by:

- a decrease in revenues for Zytac/Zyrtec D of \$1.4 billion in 2008, primarily due to the loss of U.S. exclusivity and, in connection with our divestiture of our Consumer Healthcare business, the cessation of selling this product in late January 2008;
- a decrease in revenues for Norvasc of \$757 million in 2008, primarily due to the loss of U.S. exclusivity in March 2007;
- an increase in rebates in 2008 due to a 2007 favorable adjustment recorded in 2007 based on the actual claims experienced under the Medicare Act, as well as the impact of our contracting strategies with both government and non-government entities in the U.S.;
- a decrease in revenues for Camptosar in the U.S. of \$457 million in 2008, primarily due to the loss of U.S. exclusivity in February 2008;
- a decrease in revenues for Lipitor in the U.S. of \$863 million in 2008, primarily resulting from competitive pressures from generics, among other factors; and
- an adjustment to the prior years' liabilities for product returns of \$217 million recorded in the third quarter of 2008 (see the "Certain Charges: Adjustment of Prior Years' Liabilities for Product Returns" section of this Financial Review).

In 2008, Lipitor, Norvasc (which lost U.S. exclusivity in March 2007), Lyrica and Celebrex each delivered at least \$2 billion in revenues, while Geodon/Zeldox, Zyvox, Viagra, Detrol/Detrol LA and Xalatan/Xalacom each surpassed \$1 billion.

## Financial Review

Pfizer Inc and Subsidiary Companies

Total revenues were \$48.4 billion in 2007, flat compared to 2006, primarily due to:

- an aggregate increase in revenues from Pharmaceutical products launched in the U.S. since 2005 of \$2.0 billion and from many in-line products in 2007;
- the weakening of the U.S. dollar relative to many foreign currencies, especially the euro, U.K. pound and Canadian dollar, which increased revenues by \$1.5 billion, or 3.0%, in 2007; and
- increased revenues in our Animal Health segment and other businesses of \$706 million in 2007,

offset by:

- a decrease in revenues for Norvasc of \$1.9 billion in 2007, primarily due to the loss of U.S. exclusivity in March 2007;
- a decrease in revenues for Zolofit, primarily due to the loss of U.S. exclusivity in August 2006, of \$1.6 billion in 2007;
- a decrease in revenues for Lipitor in the U.S. of \$654 million in 2007, primarily due to competitive pressures from generics among other factors; and
- the one-time reversal of a sales deduction accrual in 2006 related to a favorable development in a pricing dispute in the U.S. of about \$170 million.

In 2007, Lipitor, Norvasc (which lost U.S. exclusivity in March 2007) and Celebrex each delivered at least \$2 billion in revenues, while Lyrica, Viagra, Detrol/Detrol LA, Xalatan/Xalacom and Zyrtec/Zytec D (which lost U.S. exclusivity in January 2008) each surpassed \$1 billion.

Revenues exceeded \$500 million in each of 14 countries outside the U.S. in 2008 and in each of 12 countries outside the U.S. in 2007. The U.S. was the only country to contribute more than 10% of total revenues in each year.

Our policy relating to the supply of pharmaceutical inventory at domestic wholesalers, and in major international markets, is to maintain stocking levels under one month on average and to keep monthly levels consistent from year to year based on patterns of utilization. We have historically been able to closely monitor these customer stocking levels by purchasing information from our customers directly, or by obtaining other third-party information. We believe our data sources to be directionally reliable, but cannot verify their accuracy. Further, as we do not control this third-party data, we cannot be assured of continuing access. Unusual buying patterns and utilization are promptly investigated.

Rebates reduced revenues, as follows:

(BILLIONS OF DOLLARS)	YEAR ENDED DECEMBER 31,		
	2008	2007	2006
Medicaid and related state program rebates	\$ 0.5	\$ 0.6	\$ 0.5
Medicare rebates	0.8	0.4	0.6
Performance-based contract rebates	2.0	1.9	1.8
Total	\$ 3.3	\$ 2.9	\$ 2.9

The above rebates for 2008 were higher than 2007 and reflect:

- the impact of our contracting strategies with both government and non-government entities in the U.S.; and
- a favorable adjustment recorded in 2007 based on the actual claims experienced under the Medicare Act, which went into effect in 2006,

partially offset by:

- changes in product mix, among other factors.

Performance-based contracts are with managed care customers, including health maintenance organizations and pharmacy benefit managers, who receive rebates based on the achievement of contracted performance terms for products. Rebates are product-specific and, therefore, for any given year are impacted by the mix of products sold. Chargebacks (primarily reimbursements to wholesalers for honoring contracted prices to third parties) reduced revenues by \$1.9 billion in 2008, \$1.6 billion in 2007 and \$1.4 billion in 2006. Chargebacks were impacted by the launch of certain generic products in 2008, 2007 and 2006 by our Greenstone subsidiary.

Our accruals for Medicaid rebates, Medicare rebates, performance-based contract rebates and chargebacks were \$1.5 billion as of December 31, 2008, and are included in *Other current liabilities*.

## Financial Review

Pfizer Inc and Subsidiary Companies

### Revenues by Business Segment

We operate in the following business segments:

- **Pharmaceutical**

—The Pharmaceutical segment includes products that prevent and treat cardiovascular and metabolic diseases, central nervous system disorders, arthritis and pain, infectious and respiratory diseases, urogenital conditions, cancer, eye disease and endocrine disorders, among others.

- **Animal Health**

—The Animal Health segment includes products that prevent and treat diseases in livestock and companion animals.

### Total Revenues by Business Segment

	YEAR ENDED DECEMBER 31,		
	2008	2007	2006
Pharmaceutical	91.5%	91.8%	93.2%
Animal Health	5.8	5.4	4.8
Corporate/Other	2.7	2.8	2.0
<b>Total revenues</b>	<b>100.0</b>	<b>100.0</b>	<b>100.0</b>

### Change in Revenues by Segment and Geographic Area

Worldwide revenues by segment and geographic area follow:

(MILLIONS OF DOLLARS)	YEAR ENDED DECEMBER 31,									% CHANGE					
	WORLDWIDE			U.S.			INTERNATIONAL			WORLDWIDE		U.S.		INTERNATIONAL	
	2008	2007	2006	2008	2007	2006	2008	2007	2006	08/07	07/06	08/07	07/06	08/07	07/06
Pharmaceutical	\$ 44,174	\$ 44,424	\$ 45,083	\$ 18,851	\$ 21,548	\$ 24,503	\$ 25,323	\$ 22,876	\$ 20,580	(1)	(1)	(13)	(12)	11	11
Animal Health	2,825	2,639	2,311	1,168	1,132	1,032	1,657	1,507	1,279	7	14	3	10	10	18
Corporate/Other															
Other	1,297	1,355	977	416	473	287	881	882	690	(4)	39	(12)	65	—	28
<b>Total Revenues</b>	<b>\$ 48,296</b>	<b>\$ 48,418</b>	<b>\$ 48,371</b>	<b>\$ 20,435</b>	<b>\$ 23,153</b>	<b>\$ 25,822</b>	<b>\$ 27,861</b>	<b>\$ 25,265</b>	<b>\$ 22,549</b>	<b>—</b>	<b>—</b>	<b>(12)</b>	<b>(10)</b>	<b>10</b>	<b>12</b>

### Pharmaceutical Revenues

Our pharmaceutical business is the largest in the world. Revenues from this segment contributed approximately 91% of our total revenues in 2008, 92% of our total revenues in 2007 and 93% of our total revenues in 2006. As of September 30, 2008, nine of our pharmaceutical products were number one in their respective therapeutic categories based on revenues.

We recorded direct product sales of more than \$1 billion for each of nine products in 2008, each of eight products in 2007 and each of nine products in 2006. These products represented 60% of our Pharmaceutical revenues in 2008, 58% of our Pharmaceutical revenues in 2007 and 64% of our Pharmaceutical revenues in 2006.

Worldwide Pharmaceutical revenues in 2008 were \$44.2 billion, a decrease of 1% compared to 2007, primarily due to:

- a decrease in revenues for Zyrtec/Zyrtec D of \$1.4 billion in 2008, primarily due to the loss of U.S. exclusivity and, in connection with our divestiture of our Consumer Healthcare business, the cessation of selling this product in late January 2008;
- a decrease in revenues for Norvasc of \$757 million in 2008, primarily due to the loss of U.S. exclusivity in March 2007;
- an increase in rebates in 2008 due to a 2007 favorable adjustment recorded in 2007 based on the actual claims experienced under the Medicare Act, as well as the impact of our contracting strategies with both government and non-government entities in the U.S.;
- a decrease in revenues for Camptosar in the U.S. of \$457 million in 2008, primarily due to the loss of U.S. exclusivity in February 2008;
- a decrease in revenues for Lipitor in the U.S. of \$863 million in 2008, primarily resulting from competitive pressures from generics, among other factors; and
- an adjustment to the prior years' liabilities for product returns of \$217 million recorded in 2008 (see the "Certain Charges: Adjustment of Prior Years' Liabilities for Product Returns" section of this Financial Review),

partially offset by:

- an aggregate increase in revenues from products launched in the U.S. since 2006, particularly Sutent, and from many in-line products, including Lyrica, which increased 41% in 2008; and
- the weakening of the U.S. dollar relative to many foreign currencies, especially the euro, Japanese yen and Canadian dollar, which increased Pharmaceutical revenues by approximately \$1.5 billion, or 3.3%, in 2008.



---

## Financial Review

Pfizer Inc and Subsidiary Companies

---

Geographically:

- in the U.S., Pharmaceutical revenues in 2008 decreased 13% compared to 2007, primarily due to the effect of the loss of exclusivity on Norvasc, Zyrtec/Zyrtec D and Camptosar, an adjustment to the prior years' liabilities for product returns (approximately \$160 million) recorded in the third quarter of 2008, higher rebates, lower sales of Lipitor, and lower sales of Chantix following the changes to its U.S. label in 2008, partially offset by the increase in revenues from products launched since 2006, except for Chantix, and from many in-line products; and
- in our international markets, Pharmaceutical revenues in 2008 increased 11% compared to 2007, primarily due to the favorable impact of foreign exchange on international revenues of approximately \$1.5 billion (6.5%) in 2008, revenues from some of our products launched since 2006, as well as growth of certain in-line products, partially offset by an adjustment to the prior years' liabilities for product returns (approximately \$60 million) recorded in the third quarter of 2008.

During 2008, international Pharmaceutical revenues grew to represent 57.3% of total Pharmaceutical revenues, compared to 51.5% in 2007. This increase has been fueled by higher volumes and the favorable impact of foreign exchange, despite pricing pressures in international markets.

Effective January 3, 2009, August 1, 2008, May 2, 2008, January 1, 2008, July 13, 2007 and January 1, 2007, we increased the published prices for certain U.S. pharmaceutical products. These price increases had no material effect on wholesaler inventory levels in comparison to the prior year.

## Financial Review

Pfizer Inc and Subsidiary Companies

### Revenues—Major Pharmaceutical Products

Revenue information for several of our major Pharmaceutical products follows:

(MILLIONS OF DOLLARS) PRODUCT	PRIMARY INDICATIONS	YEAR ENDED DECEMBER 31,			% CHANGE	
		2008	2007	2006	08/07	07/06
<b>Cardiovascular and metabolic diseases:</b>						
Lipitor	Reduction of LDL cholesterol	\$ 12,401	\$ 12,675	\$ 12,886	(2)	(2)
Norvasc	Hypertension	2,244	3,001	4,866	(25)	(38)
Chantix/Champix	An aid to smoking cessation	846	883	101	(4)	773
Caduet	Reduction of LDL cholesterol and hypertension	589	568	370	4	54
Cardura	Hypertension/Benign prostatic hyperplasia	499	506	538	(1)	(6)
<b>Central nervous system disorders:</b>						
Lyrica	Epilepsy, post-herpetic neuralgia and diabetic peripheral neuropathy, fibromyalgia	2,573	1,829	1,156	41	58
Geodon/Zeldox	Schizophrenia and acute manic or mixed episodes associated with bipolar disorder	1,007	854	758	18	13
Zoloft	Depression and certain anxiety disorders	539	531	2,110	2	(75)
Aricept <sup>(a)</sup>	Alzheimer's disease	482	401	358	20	12
Neurontin	Epilepsy and post-herpetic neuralgia	387	431	496	(10)	(13)
Xanax/Xanax XR	Anxiety/Panic disorders	350	325	316	8	3
Relpax	Migraine headaches	321	315	286	2	10
<b>Arthritis and pain:</b>						
Celebrex	Arthritis pain and inflammation, acute pain	2,489	2,290	2,039	9	12
<b>Infectious and respiratory diseases:</b>						
Zyvox	Bacterial infections	1,115	944	782	18	21
Vfend	Fungal infections	743	632	515	18	23
Zithromax/Zmax	Bacterial infections	429	438	638	(2)	(31)
Diflucan	Fungal infections	373	415	435	(10)	(5)
<b>Urology:</b>						
Viagra	Erectile dysfunction	1,934	1,764	1,657	10	6
Detrol/Detrol LA	Overactive bladder	1,214	1,190	1,100	2	8
<b>Oncology:</b>						
Sutent	Advanced and/or metastatic renal cell carcinoma (mRCC) and refractory gastrointestinal stromal tumors (GIST)	847	581	219	46	166
Camptosar	Metastatic colorectal cancer	563	969	903	(42)	7
Aromasin	Breast cancer	465	401	320	16	25
<b>Ophthalmology:</b>						
Xalatan/Xalacom	Glaucoma and ocular hypertension	1,745	1,604	1,453	9	10
<b>Endocrine disorders:</b>						
Genotropin	Replacement of human growth hormone	898	843	795	6	6
<b>All other:</b>						
Zyrtec/Zyrtec D	Allergies	129	1,541	1,569	(92)	(2)
<b>Alliance revenues</b>	Alzheimer's disease (Aricept), neovascular (wet) Age-related macular degeneration (Macugen), Parkinson's disease (Mirapex), hypertension (Exforge and Olmetec), multiple sclerosis (Rebif) and chronic obstructive pulmonary disease (Spiriva)	2,251	1,789	1,374	26	30

<sup>(a)</sup> Represents direct sales under license agreement with Eisai Co., Ltd. Certain amounts and percentages may reflect rounding adjustments.

### Pharmaceutical—Selected Product Descriptions

- **Lipitor**, for the treatment of elevated LDL-cholesterol levels in the blood, is the most widely used prescription treatment for lowering cholesterol and the best-selling pharmaceutical product of any kind in the world. Lipitor recorded worldwide revenues of \$12.4 billion in 2008, a decrease of 2% compared to 2007 despite the favorable impact of foreign exchange, which increased revenues by approximately \$310 million, or 2%. In the U.S., revenues of \$6.3 billion in 2008 declined 12% compared to 2007. Internationally, Lipitor revenues in 2008 increased 11% compared to 2007, with 6% due to the favorable impact of foreign exchange.

---

## Financial Review

Pfizer Inc and Subsidiary Companies

---

The decrease in Lipitor worldwide revenues in 2008 compared to 2007 was driven by a combination of factors, including the following:

- the impact of an intensely competitive lipid-lowering market, with competition from multi-source generic simvastatin and branded products in the U.S.;
- increased payer pressure in the U.S.; and
- slower growth in the lipid-lowering market, due in part to a slower rate of growth in the Medicare Part D population and heightened overall patient cost-sensitivity in the U.S., resulting in a softening overall market demand,

partially offset by:

- the favorable impact of foreign exchange; and
- operational growth internationally.

See Notes to Consolidated Financial Statements—*Note 19. Legal Proceedings and Contingencies* for a discussion of recent developments with respect to certain patent and product litigation relating to Lipitor.

- **Norvasc**, for treating hypertension, lost exclusivity in the U.S. in March 2007. Norvasc also experienced patent expirations in most other major markets, with the exception of Canada. Norvasc worldwide revenues in 2008 decreased 25% compared to 2007.

See Notes to Consolidated Financial Statements—*Note 19. Legal Proceedings and Contingencies* for a discussion of recent developments with respect to certain patent litigation relating to Norvasc.

- **Chantix/Champix**, the first new prescription treatment to aid smoking cessation in nearly a decade, became available to patients in the U.S. in August 2006 and in select E.U. markets in December 2006 and has been launched in all major markets. Chantix/Champix has been prescribed to more than ten million patients globally since its launch. Chantix/Champix recorded worldwide revenues of \$846 million in 2008, a decrease of 4% compared to 2007. In the U.S., revenues of \$489 million in 2008 declined 30% compared to the same period in 2007 following changes to the Chantix U.S. label during 2008. Internationally, revenues of \$357 million in 2008 increased 95% compared to 2007, due primarily to launches in additional countries and continued growth in the U.K., Spain, Canada, Belgium and Japan.

In January 2008, we added a warning to Chantix's label in the U.S. that patients who are attempting to quit smoking by taking Chantix should be observed by a physician for neuropsychiatric symptoms like changes in behavior, agitation, depressed mood, suicidal ideation and suicidal behavior. A causal relationship between Chantix and these reported symptoms has not been established.

In May 2008, we updated the Chantix label in the U.S. to provide further guidance about the use of Chantix. The updated label advises that patients should stop taking Chantix and contact their healthcare provider immediately if agitation, depressed mood, or changes in behavior that are not typical for them are observed, or if they develop suicidal thoughts or suicidal behavior.

U.S. prescription trends and U.S. revenues for Chantix have declined following the addition of the warnings to the product's label in the U.S. We are continuing our educational and promotional efforts, which are focused on the Chantix benefit-risk proposition, the significant health consequences of smoking and the importance of the physician-patient dialogue in helping patients quit smoking. In September 2008, the U.S. branded direct-to-consumer campaign was relaunched with print, television and web advertising.

See Notes to Consolidated Financial Statements—*Note 19. Legal Proceedings and Contingencies* for a discussion of recent developments with respect to certain product litigation relating to Chantix.

- **Caduet**, a single pill therapy combining Norvasc and Lipitor, recorded worldwide revenues of \$589 million, an increase of 4% for 2008, compared to 2007, due primarily to growth in new launch countries, partially offset by lower revenues in the U.S., due to the introduction of generic amlodipine besylate and increased competition in the hypertension market. A more focused message platform and highly targeted consumer campaign have recently stabilized the rate of new patient starts in the U.S.
- **Lyrica**, indicated for the management of post-herpetic neuralgia (PHN), diabetic peripheral neuropathy (DPN) and fibromyalgia, and as adjunctive therapy for adult patients with partial onset seizures in the U.S., and for neuropathic pain and general anxiety disorder (GAD) outside the U.S., recorded worldwide revenues of \$2.6 billion in 2008, an increase of 41% compared to 2007. In June 2007, Lyrica was approved in the U.S. for the management of fibromyalgia, one of the most common chronic, widespread pain conditions, which affects more than five million Americans. Lyrica is the leading branded treatment for fibromyalgia, PHN and DPN in the U.S.

In July 2008, an FDA advisory committee concurred with the FDA's finding of a potential increased signal regarding suicidal thoughts and behavior for the class of 11 epilepsy drugs reviewed, including Lyrica and Neurontin. However, the committee determined that the available data did not warrant black box labeling as had been recommended by the FDA. We are confident in the efficacy and safety profile of Lyrica and Neurontin for their approved indications. We have conducted an extensive review of controlled clinical trials and post-marketing reports for both medicines, which showed no evidence of an increased signal



---

## Financial Review

Pfizer Inc and Subsidiary Companies

---

regarding suicidal thoughts and behavior. We are working closely with the FDA to update the labeling for these products and we hope that the labeling change will further facilitate important dialogue between patients and their doctors when considering treatment options.

- **Geodon/Zeldox**, a psychotropic agent, is a dopamine and serotonin receptor antagonist indicated for the treatment of schizophrenia and acute manic or mixed episodes associated with bipolar disorder. It is available in both an oral capsule and rapid-acting intramuscular formulation. In 2008, Geodon worldwide revenues grew 18%, compared to 2007. Geodon is supported by Pfizer's recently launched psychiatric field force and Geodon's efficacy and favorable tolerability and metabolic profiles.
- **Celebrex**, a treatment for the signs and symptoms of osteoarthritis and rheumatoid arthritis and acute pain in adults, experienced a 9% increase in worldwide revenues to \$2.5 billion in 2008, supported by continued educational and promotional efforts highlighting Celebrex's efficacy and safety profile.

See Notes to Consolidated Financial Statements—*Note 19. Legal Proceedings and Contingencies* for a discussion of recent developments with respect to certain patent and product litigation relating to Celebrex.

- **Zyvox** is the world's best-selling branded agent for the treatment of certain serious Gram-positive pathogens, including Methicillin-Resistant Staphylococcus-Aureus (MRSA). MRSA remains a serious and growing threat in hospitals and the community. Zyvox is an excellent first-line choice for the treatment of adults and children with complicated skin and skin structure infections and nosocomial pneumonia due to known or suspected MRSA. Zyvox is the only FDA approved agent for MRSA that offers intravenous and oral formulations for these indications. Its unique mechanism of action minimizes the potential for cross-resistance. To date, more than three million patients have been treated worldwide. Zyvox worldwide sales grew 18% to \$1.1 billion in 2008.
- **Selzentry/Celsentri** (maraviroc tablets), a CCR5 antagonist, is the first in a new class of oral HIV medicines in more than a decade known as CCR5 antagonists. CCR5 antagonists work by blocking the CCR5 co-receptor, the virus' predominant entry route into T-cells. Selzentry/Celsentri stops the R5 virus on the outside surface of the cells before it enters, rather than fighting the virus inside, as do all other classes of oral HIV medicines. Selzentry/Celsentri was approved in the U.S. and in Europe in 2007 and in Japan in 2008, and is indicated for combination anti-retroviral treatment of treatment-experienced adults infected with only CCR5-tropic HIV-1, who have evidence of viral replication and have HIV-1 strains resistant to multiple anti-retroviral agents. A diagnostic test confirms whether a patient is infected with CCR5-tropic HIV-1, which is also known as "R5-virus." We accelerated the Selzentry/Celsentri development program to make it available to patients in need. Performance has been driven by increased access and reimbursement of tropism testing, targeted promotion and combination therapy with new agents.
- **Viagra** remains the leading treatment for erectile dysfunction and one of the world's most recognized pharmaceutical brands after more than a decade. Viagra worldwide revenues grew 10% in 2008, compared to 2007.

See Notes to Consolidated Financial Statements—*Note 19. Legal Proceedings and Contingencies* for a discussion of recent developments with respect to certain product litigation relating to Viagra.

- **Detrol/Detrol LA**, a muscarinic receptor antagonist, is the most prescribed branded medicine worldwide for overactive bladder. Detrol LA is an extended-release formulation taken once a day. Detrol/Detrol LA worldwide revenues grew 2% to \$1.2 billion in 2008, compared to 2007.

See Notes to Consolidated Financial Statements—*Note 19. Legal Proceedings and Contingencies* for a discussion of recent developments with respect to certain patent litigation relating to Detrol/Detrol LA.

- **Sutent**, for the treatment of advanced renal cell carcinoma, including metastatic renal cell carcinoma, and gastrointestinal stromal tumors (GIST) after disease progression on, or intolerance to, imatinib mesylate, was launched in the U.S. in January 2006. It has now been launched in all major markets, including Japan, where it was approved in April 2008 for the treatment of GIST, after failure of imatinib treatment due to resistance, and for renal cell carcinoma not indicated for curative resection and mRCC. Sutent recorded worldwide revenues of \$847 million in 2008, an increase of 46% compared to 2007. We continue to drive growth in the U.S. and internationally, supported by cost-effectiveness data and efficacy data in first-line mRCC—including 2-year survival data, which represents the first time overall survival of two years has been seen in the treatment of advanced kidney cancer, as well as through strong promotional efforts and the promotion of access and health care coverage. As of September 30, 2008, Sutent was the best-selling medicine in the world for the treatment of first-line mRCC.
- **Camptosar**, indicated as first-line therapy for metastatic colorectal cancer in combination with 5-fluorouracil and leucovorin, lost exclusivity in the U.S. in February 2008. It is also indicated for patients in whom metastatic colorectal cancer has recurred or progressed following initial fluorouracil-based therapy. Camptosar is for intravenous use only. Camptosar worldwide revenues decreased 42% to \$563 million in 2008, compared to 2007.
- **Xalatan**, a prostaglandin, is the world's leading branded agent to reduce elevated eye pressure in patients with open-angle glaucoma or ocular hypertension. Xalatan's proven clinical benefits and studies demonstrating long-term safety should support the continued growth of this important medicine. **Xalacom**, a fixed combination prostaglandin (Xalatan) and beta blocker (timolol), is available outside the U.S. Xalatan/Xalacom worldwide revenues grew 9% in 2008, compared to 2007.
- **Genotropin**, the world's leading human growth hormone, is used in children for the treatment of short stature with growth hormone deficiency, Prader-Willi Syndrome, Turner Syndrome, Small for Gestational Age Syndrome, Idiopathic Short Stature (in the U.S. only) and Chronic Renal Insufficiency (outside the U.S. only), as well as in adults with growth hormone deficiency. Genotropin worldwide revenues grew 6% in 2008 to \$898 million, compared to 2007, driven by its broad platform of innovative injection-delivery devices.

## Financial Review

Pfizer Inc and Subsidiary Companies

- **Zyrtec/Zyrtec D** allergy medicines experienced a 92% decline in worldwide revenues in 2008 compared to 2007, following the loss of U.S. exclusivity in January 2008. Since we sold our rights to market Zyrtec/Zyrtec D over-the-counter in connection with the sale of our Consumer Healthcare business, we ceased selling this product in late January 2008.
- Alliance revenues reflect revenues primarily associated with our co-promotion of Aricept, Rebif and Spiriva.
- **Aricept**, discovered and developed by our alliance partner Eisai Co., Ltd. is the world's leading medicine to treat symptoms of Alzheimer's disease. See Notes to Consolidated Financial Statements—*Note 19. Legal Proceedings and Contingencies* for a discussion of certain patent litigation relating to Aricept.
- **Rebif**, discovered and developed by EMD Serono, Inc. (Serono), is used to treat symptoms of relapsing forms of multiple sclerosis. Pfizer co-promotes Rebif with Serono in the U.S.
- **Spiriva**, discovered and developed by our alliance partner Boehringer Ingelheim, is used to treat chronic obstructive pulmonary disease, a chronic respiratory disorder that includes chronic bronchitis and emphysema.

Alliances allow us to co-promote or license these products for sale in certain countries. Under the co-promotion agreements, these products are marketed and promoted with our alliance partners. We provide funding through cash, staff and other resources to sell, market, promote and further develop these products.

### Product Developments

We continue to invest in R&D to provide future sources of revenues through the development of new products, as well as through additional uses for existing in-line and alliance products, and we have taken important steps to prioritize our research and development portfolio to maximize value. After a review of all our therapeutic areas, in 2008, we announced our decision to exit certain disease areas—*anemia, atherosclerosis/hyperlipidemia, bone health/frailty, gastrointestinal, heart failure, liver fibrosis, muscle, obesity, osteoarthritis (disease modifying concepts only) and peripheral arterial disease*—and give higher priority to the following disease areas: *Alzheimer's disease, diabetes, inflammation/immunology, oncology, pain and psychoses (schizophrenia)*. We also will continue to work in many other disease areas, such as *asthma, chronic obstructive pulmonary disorder, genitourinary, infectious diseases, ophthalmology, smoking cessation, thrombosis and transplant, among others*. These decisions did not affect our portfolio of marketed products, the development of compounds currently in Phase 3 or any launches planned over the next three years. Notwithstanding our efforts, there are no assurances as to when, or if, we will receive regulatory approval for additional indications for existing products or any of our other products in development. Below are significant regulatory actions by, and filings pending with, the FDA and regulatory authorities in the E.U. and Japan.

Recent FDA approvals:		
PRODUCT	INDICATION	DATE APPROVED
Toviaz (fesoterodine)	Treatment of overactive bladder	October 2008
Zmax	Community-acquired pneumonia—Pediatric filing	October 2008

Pending U.S. new drug applications (NDAs) and supplemental filings:		
PRODUCT	INDICATION	DATE SUBMITTED
Selzentry (maraviroc)	HIV in treatment-naïve patients	December 2008
Geodon	Maintenance treatment of bipolar mania	December 2008
Geodon	Treatment of bipolar disorders—Pediatric filing	October 2008
Fablyn (lasofoxifene)	Treatment of osteoporosis	December 2007
Spiriva	Respimat device for chronic obstructive pulmonary disease	November 2007
Zmax	Treatment of bacterial infections—sustained release—acute otitis media (AOM) and sinusitis—Pediatric filing	November 2006
Vfend	Treatment of fungal infections—Pediatric filing	June 2005
Theelin	Treatment of pulmonary arterial hypertension (PAH)	May 2005

We received "not-approvable" letters from the FDA for Fablyn (lasofoxifene) for the prevention of post-menopausal osteoporosis in September 2005 and for the treatment of vaginal atrophy in January 2006. We submitted a new NDA for the treatment of osteoporosis in post-menopausal women in December 2007, including the three-year interim data from the Postmenopausal Evaluation And Risk-reduction with Lasofoxifene (PEARL) study in support of the new NDA. In September 2008, nine of the 13 members of an FDA advisory committee concluded that there is a population of women with post-menopausal osteoporosis for which the benefit of treatment with Fablyn is likely to outweigh the risks. In January 2009, we received a "complete response" letter from the FDA for the Fablyn submission. The FDA is seeking additional data and we are working with the FDA to determine the appropriate next steps regarding our application.

In September 2008, we received a "complete response" letter from the FDA for the Spiriva Respimat submission. The FDA is seeking additional data and we are working with the FDA to provide the additional information.

## Financial Review

Pfizer Inc and Subsidiary Companies

In September 2007, we received an "approvable" letter from the FDA for Zmax that sets forth requirements to obtain approval for the pediatric AOM indication based on pharmacokinetic data. A supplemental filing for pediatric AOM and sinusitis remains under review.

In December 2005, we received an "approvable" letter from the FDA for our Vfend pediatric filing, which sets forth the additional requirements for approval. We have been systematically working through these requirements and addressing the FDA's concerns, including initiating an additional pharmacokinetics study in November 2008.

In June 2008, we completed the acquisition of Encysive, whose main product is Thelin. In June 2007, Encysive received a third "approvable" letter from the FDA for Thelin for the treatment of PAH. We began an additional Phase 3 clinical trial in patients with PAH during the fourth quarter of 2008 to address the concerns of the FDA regarding efficacy as reflected in that letter.

In September 2008, we announced that we would globally withdraw all dalbavancin marketing applications for the treatment of complicated skin and skin structure gram-positive bacterial infections in adults, including the U.S. NDA and the European marketing authorization application. We plan to conduct an additional Phase 3 clinical trial to support planned future regulatory submissions. A pediatric program with dalbavancin is also planned.

Regulatory approvals and filings in the E.U. and Japan:			
PRODUCT	DESCRIPTION OF EVENT	DATE APPROVED	DATE SUBMITTED
Zithromac	Approval in Japan for bacterial infections	January 2009	—
Celsentri (maraviroc)	Application submitted in the E.U. for HIV in treatment-naïve patients Approval in Japan for HIV in treatment-experienced patients	—	January 2009
Genotropin	Approval in Japan for treatment of short stature/growth problems	December 2008	—
Geodon	Application submitted in the E.U. for pediatric bipolar disorders	—	October 2008
rifabutin	Approval in Japan for mycobacterium infection	July 2008	—
Macugen	Approval in Japan for treatment of age-related macular degeneration	July 2008	—
Lyrica	Application submitted in Japan for the treatment of pain associated with post-herpetic neuralgia Application submitted in the E.U. for the treatment of fibromyalgia	—	May 2008 March 2008
Sutent	Approval in Japan for treatment of mRCC and GIST	April 2008	—
Xalacom	Application submitted in Japan for the treatment of glaucoma	—	February 2008
sildenafil	Approval in Japan for treatment of PAH	January 2008	—
Fablyn (lasofoxifene) <sup>(a)</sup>	Application submitted in the E.U. for the treatment of osteoporosis	—	January 2008
Chantix/Champix	Approval in Japan as an aid to smoking cessation	January 2008	—
Caduet	Application submitted in Japan for hypertension	—	November 2007
Celebrex	Application submitted in Japan for treatment of lower-back pain	—	February 2007

<sup>(a)</sup>In December 2008, the Committee for Medicinal Products for Human Use (CHMP) issued a positive opinion recommending that the European Commission grant marketing authorization for Fablyn (lasofoxifene) as a treatment for osteoporosis in post-menopausal women at increased risk of fracture in Europe.

Ongoing or planned clinical trials for additional uses and dosage forms for our in-line products include:	
PRODUCT	INDICATION
Celebrex	Acute gouty arthritis
Eraxis/Vfend Combination	Aspergillosis fungal infections
Lyrica	Epilepsy monotherapy; post-operative pain; GAD; restless legs syndrome
Macugen	Diabetic macular edema
Revatio	Pediatric pulmonary arterial hypertension
Sutent	Breast cancer; colorectal cancer; non-small cell lung cancer; prostate cancer; liver cancer
Zithromax/chloroquine	Malaria

New drug candidates in late-stage development include: axitinib, a multi-targeted kinase inhibitor for the treatment of renal cell carcinoma; Dimebon, a novel mitochondrial protectant and enhancer being developed in partnership with Medivation for the treatment of Alzheimer's disease; CP-751871, an anti-insulin-like growth factor receptor 1 (IGF1R) human monoclonal antibody for the treatment of non-small cell lung cancer; dalbavancin, for the treatment of skin and skin structure infections; tanezumab, an anti-nerve growth factor monoclonal antibody for the treatment of pain; and apixaban, for the prevention and treatment of venous thromboembolism and the prevention of stroke in patients with atrial fibrillation, which is being developed in collaboration with BMS.

## Financial Review

Pfizer Inc and Subsidiary Companies

In February 2009, we terminated the development programs for PD-332334, an alpha2delta ligand compound for the treatment of GAD, and esreboxetine, for the treatment of fibromyalgia, because it was considered unlikely that either compound would provide meaningful benefit to patients beyond the current standard of care.

In January 2009, we terminated the development program for axitinib, a multi-targeted kinase inhibitor, for the treatment of pancreatic cancer, after the review of interim data showed that the trial would not demonstrate superiority to the current standard of care.

In November 2008, we terminated the development program for CP-945,598, a cannabinoid-1 receptor antagonist for the treatment of obesity, based on changing regulatory perspectives on the benefit-risk profile of the cannabinoid-1 class and likely new regulatory requirements for approval.

In April 2008, we announced the discontinuation of a Phase 3 clinical trial of single-agent tremelimumab (CP-675,206), an anti-CTLA4 monoclonal antibody, in patients with advanced melanoma, after the review of interim data showed that the trial would not demonstrate superiority to standard chemotherapy.

Additional product-related programs are in various stages of discovery and development. Also, see the discussion in the "Our Strategic Initiatives—Strategy and Recent Transactions: Acquisitions, Licensing and Collaborations" section of this Financial Review.

### Animal Health

Revenues of our Animal Health business follow:

(MILLIONS OF DOLLARS)	YEAR ENDED DECEMBER 31,			% CHANGE	
	2008	2007	2006	08/07	07/06
Livestock products	\$ 1,784	\$ 1,654	\$ 1,458	8	13
Companion animal products	1,041	985	853	6	15
Total Animal Health	\$ 2,825	\$ 2,639	\$ 2,311	7	14

Our Animal Health business is one of the largest in the world.

The increase in Animal Health revenues in 2008, compared to 2007, was primarily attributable to:

- for livestock products, the continued good performance of our cattle biologicals and intramammary franchises in 2008;
- for companion animal products, the good performances of Revolution (a parasiticide for dogs and cats), and new product launches, such as Convenia (first-in-class single-dose treatment antibiotic therapy for dogs and cats), Cerenia (treatment and prevention of vomiting in dogs) and Improvac (boar taint vaccine for pigs); and
- the favorable impact of foreign exchange, which increased revenues by 3%.

The increase in Animal Health revenues in 2007, compared to 2006, was primarily attributable to:

- for livestock products, the continued good performance of our cattle biologicals and intramammary franchises in 2007, as well as revenues from Embrex, which we acquired in the first quarter of 2007;
- for companion animal products, the good performances of Revolution; Rimadyl (for treatment of pain and inflammation associated with canine osteoarthritis and soft-tissue orthopedic surgery); and new product launches, such as Convenia, Slentrol (weight management for dogs) and Cerenia; and
- the favorable impact of foreign exchange, which increased revenues by 5%.

### Costs and Expenses

#### Cost of Sales

Cost of sales decreased 28% in 2008, while revenues were essentially flat in 2008, and cost of sales increased 47% in 2007, while revenues were flat in 2007. Cost of sales as a percentage of revenues decreased in 2008 compared to 2007 and increased in 2007 compared to 2006.

Cost of sales in 2008, compared to 2007, decreased as a result of:

- asset impairment charges, write-offs and other exit costs associated with Exubera of \$2.6 billion recorded in 2007 (see the "Our 2008 Performance: Certain Charges—Exubera" section of this Financial Review);
- savings related to our cost-reduction initiatives; and
- the favorable impact of foreign exchange on expenses,

---

## Financial Review

Pfizer Inc and Subsidiary Companies

---

partially offset by:

- the impact of higher implementation costs associated with our cost-reduction initiatives of \$745 million in 2008, compared to \$700 million in 2007.

Cost of sales in 2007, compared to 2006, increased as a result of:

- asset impairment charges, write-offs and other exit costs associated with Exubera of \$2.6 billion recorded in 2007 (see the "Our 2008 Performance: Certain Charges—Exubera" section of this Financial Review);
- the unfavorable impact of foreign exchange on expenses;
- the impact of higher implementation costs associated with our cost-reduction initiatives of \$700 million in 2007, compared to \$392 million in 2006; and
- costs of \$194 million for 2007, related to business transition activities associated with the sale of our Consumer Healthcare business, completed in December 2006,

partially offset by:

- savings related to our cost-reduction initiatives.

### **Selling, Informational and Administrative (SI&A) Expenses**

SI&A expenses decreased 7% in 2008, compared to 2007, which reflects:

- savings related to our cost-reduction initiatives; and
- charges associated with Exubera of \$85 million recorded in 2007 (see the "Our 2008 Performance: Certain Charges—Exubera" section of this Financial Review),

partially offset by:

- the unfavorable impact of foreign exchange on expenses; and
- the impact of higher implementation costs associated with our cost-reduction initiatives of \$413 million in 2008, compared to \$334 million in 2007.

SI&A expenses in 2007 were comparable to 2006, which reflects:

- savings related to our cost-reduction initiatives,

offset by:

- the unfavorable impact of foreign exchange on expenses;
- the impact of higher implementation costs associated with our cost-reduction initiatives of \$334 million in 2007, compared to \$243 million in 2006; and
- charges associated with Exubera of \$85 million recorded in 2007 (see the "Our 2008 Performance: Certain Charges—Exubera" section of this Financial Review).

### **Research and Development (R&D) Expenses**

R&D expenses decreased 2% in 2008, compared to 2007, which reflects:

- the up-front payment to Bristol-Myers Squibb Company (BMS) of \$250 million and additional payments to BMS related to product development efforts, in connection with our collaboration to develop and commercialize apixaban, recorded in 2007;
- exit costs, such as contract termination costs, associated with Exubera of \$100 million recorded in 2007 (see the "Our 2008 Performance: Certain Charges—Exubera" section of this Financial Review); and
- savings related to our cost-reduction initiatives,

---

## Financial Review

Pfizer Inc and Subsidiary Companies

---

partially offset by:

- the impact of higher implementation costs associated with our cost-reduction initiatives of \$433 million in 2008, compared to \$416 million in 2007;
- the up-front payment to Medivation of \$225 million in connection with our collaboration to develop and commercialize Dimebon, recorded in 2008; and
- higher R&D spending in 2008 related to clinical trials for our expanded Phase 3 portfolio.

R&D expenses increased 6% in 2007, compared to 2006, which reflects:

- the impact of higher implementation costs associated with our cost-reduction initiatives of \$416 million in 2007, compared to \$176 million in 2006;
- the up-front payment to BMS of \$250 million and additional payments to BMS related to product development efforts, in connection with our collaboration to develop and commercialize apixaban, recorded in 2007;
- the unfavorable impact of foreign exchange on expenses;
- a one-time R&D milestone due to us from sanofi-aventis (approximately \$118 million) recorded in 2006; and
- exit costs, such as contract termination costs, associated with Exubera of \$100 million recorded in 2007 (see the “Our 2008 Performance: Certain Charges—Exubera” section of this Financial Review),

partially offset by:

- savings related to our cost-reduction initiatives.

R&D expenses also include payments for intellectual property rights of \$377 million in 2008, \$603 million in 2007 and \$292 million in 2006. (For further discussion, see the “Our Strategic Initiatives—Strategy and Recent Transactions: Acquisitions, Licensing and Collaborations” section of this Financial Review.)

### Acquisition-Related In-Process Research and Development Charges

The estimated value of acquisition-related IPR&D is expensed at the acquisition date. In 2008, we expensed \$633 million of IPR&D, primarily related to our acquisitions of Serenex, Encysive, CovX, Coley and a number of animal health product lines from Schering-Plough Corporation, as well as two smaller acquisitions also related to Animal Health. In 2007, we expensed \$283 million of IPR&D, primarily related to our acquisitions of BioRexis and Embrex. In 2006, we expensed \$835 million of IPR&D, primarily related to our acquisitions of Rinat and PowderMed.

### Cost-Reduction Initiatives

In connection with our cost-reduction and transformation initiatives launched in early 2005, broadened in October 2006 and expanded in January 2007, to change the way we run our business to meet the challenges of a changing business environment and take advantage of the diverse opportunities in the marketplace, our management performed a comprehensive review of our processes, organizations, systems and decision-making procedures in a company-wide effort to improve performance and efficiency. We are generating net cost reductions through site rationalization in R&D and manufacturing, streamlined organizational structures, sales force and staff function reductions, and increased outsourcing and procurement savings.

In 2008 and 2007, we achieved a total net reduction of the pre-tax total expense component of Adjusted income of \$2.8 billion, compared to 2006 on a constant currency basis (the actual foreign exchange rates in effect in 2006). (For an understanding of Adjusted income, see the “Adjusted Income” section of this Financial Review.)

The actions associated with the expanded cost-reduction initiatives resulted in restructuring charges, such as asset impairments, exit costs and severance costs (including any related impacts to our benefit plans, including settlements and curtailments) and associated implementation costs, such as accelerated depreciation charges, primarily associated with supply network transformation efforts, and expenses associated with system and process standardization and the expansion of shared services worldwide. (See Notes to Consolidated Financial Statements—*Note 5. Cost-Reduction Initiatives.*) The strengthening of the euro and other currencies relative to the dollar, while favorable on *Revenues*, has had an adverse impact on our total expenses (*Cost of sales, Selling, administrative and informational expenses, and Research and development expenses*), including the reported impact of these cost-reduction efforts.

On January 26, 2009, we announced the implementation of a new cost-reduction initiative that we anticipate will achieve a reduction in adjusted total costs of approximately \$3 billion, at 2008 actual foreign exchange rates, by the end of 2011, compared with our 2008 adjusted total costs. We expect that this program will be completed by the end of 2010, with full savings to be realized by the end of 2011. We plan to reinvest approximately \$1 billion of these savings in the business, resulting in an expected \$2 billion net decrease compared to our 2008 adjusted total costs. (For an understanding of Adjusted income, see the “Adjusted income” section of this Financial Review).

## Financial Review

Pfizer Inc and Subsidiary Companies

As part of this new cost-reduction initiative, we intend to reduce our total worldwide workforce by approximately 10%. Reductions will span sales, manufacturing, research and development, and administrative organizations. We expect to incur costs related to this new cost-reduction initiative of approximately \$6 billion, pre-tax, of which \$1.5 billion was recorded in 2008.

We incurred the following costs in connection with all of our cost-reduction initiatives:

(MILLIONS OF DOLLARS)	YEAR ENDED DECEMBER 31,		
	2008	2007	2006
Implementation costs <sup>(a)</sup>	\$ 1,605	\$ 1,389	\$ 788
Restructuring charges <sup>(b)</sup>	2,626	2,523	1,296
<b>Total costs related to our cost-reduction initiatives</b>	<b>\$ 4,231</b>	<b>\$ 3,912</b>	<b>\$ 2,084</b>

<sup>(a)</sup>For 2008, included in *Cost of sales* (\$745 million), *Selling, informational and administrative expenses* (\$413 million), *Research and development expenses* (\$433 million) and *Other (income)/deductions—net* (\$14 million). For 2007, included in *Cost of sales* (\$700 million), *Selling, informational and administrative expenses* (\$334 million), *Research and development expenses* (\$416 million) and *Other (income)/deductions—net* (\$61 million income). For 2006, included in *Cost of sales* (\$392 million), *Selling, informational and administrative expenses* (\$243 million), *Research and development expenses* (\$176 million) and *Other (income)/deductions—net* (\$23 million income).

<sup>(b)</sup>Included in *Restructuring charges and acquisition-related costs*.

From the beginning of the cost-reduction and transformation initiatives in 2005 through December 31, 2008, the restructuring charges primarily relate to our supply network transformation efforts and the restructuring of our worldwide marketing and research and development operations, and the implementation costs primarily relate to accelerated depreciation of certain assets, as well as system and process standardization and the expansion of shared services.

The components of restructuring charges associated with all of our cost-reduction initiatives follow:

(MILLIONS OF DOLLARS)	COSTS INCURRED				ACTIVITY THROUGH DECEMBER 31,	ACCRUAL AS OF DECEMBER 31,
	2008	2007	2006	2005-2008	2008 <sup>(a)</sup>	2008 <sup>(b)</sup>
Employee termination costs	\$2,004	\$2,034	\$ 809	\$5,150	\$3,045	\$2,105
Asset impairments	543	260	368	1,293	1,293	—
Other	79	229	119	440	390	50
<b>Total</b>	<b>\$2,626</b>	<b>\$2,523</b>	<b>\$1,296</b>	<b>\$6,883</b>	<b>\$4,728</b>	<b>\$2,155</b>

<sup>(a)</sup> Includes adjustments for foreign currency translation.

<sup>(b)</sup> Included in *Other current liabilities* (\$1.5 billion) and *Other noncurrent liabilities* (\$636 million).

From the beginning of the cost-reduction and transformation initiatives in 2005 through December 31, 2008, *Employee termination costs* represent the expected reduction of the workforce by 30,700 employees, mainly in manufacturing, sales and research; and approximately 19,500 of these employees have been terminated. *Employee termination costs* are recorded when the actions are probable and estimable and include accrued severance benefits, pension and postretirement benefits. *Asset impairments* primarily include charges to write down property, plant and equipment. *Other* primarily includes costs to exit certain activities.

### Other (Income)/Deductions—Net

In 2008, we recorded charges of approximately \$2.3 billion resulting from an agreement in principle with the U.S. Department of Justice to resolve the previously reported investigation regarding allegations of past off-label promotional practices concerning Bextra, as well as certain other open investigations, and charges of approximately \$900 million related to agreements and agreements in principle to resolve certain NSAID litigation and claims (see the "Our 2008 Performance: Certain Charges—Bextra and Certain Other Investigations and Certain Charges—Certain Product Litigation—Celebrex and Bextra" sections of this Financial Review). Also in 2008, we recorded lower net interest income of \$772 million, compared to \$1.1 billion in 2007, due primarily to lower average net financial assets, reflecting proceeds of \$16.6 billion from the sale of our Consumer Healthcare business in late December 2006, and lower interest rates, which were partially offset by the receipt of a one-time cash payment of \$425 million, pre-tax, in exchange for the termination of a license agreement, including the right to receive future royalties.

In 2007, we recorded higher net interest income of \$1.1 billion compared to \$437 million in 2006, due primarily to higher average net financial assets during 2007, reflecting proceeds of \$16.6 billion from the sale of our Consumer Healthcare business, and higher interest rates. Also in 2007, we recorded a gain of \$211 million related to the sale of a building in Korea. In 2006, we recorded a charge of \$320 million related to the impairment of our Depo-Provera intangible asset. See also Notes to Consolidated Financial Statements—Note 6. *Other (Income)/Deductions—Net*.

### Provision for Taxes on Income

Our overall effective tax rate for continuing operations was 17.0% in 2008, 11.0% in 2007 and 15.3% in 2006. The tax rate in 2008 reflects the impact of the agreements and the agreements in principle to resolve certain legal matters in 2008, which are either not deductible or deductible at lower tax rates, higher acquired IPR&D expenses in 2008, which are primarily not deductible for tax purposes, and the change in the jurisdictional mix of income, partially offset by the tax benefits discussed below.

In the second quarter of 2008, we effectively settled certain issues common among multinational corporations with various foreign tax authorities primarily relating to years 2000 through 2005. As a result, we recognized \$305 million in tax benefits. Also, in the

## Financial Review

Pfizer Inc and Subsidiary Companies

second quarter of 2008, we sold one of our biopharmaceutical companies, Esperion Therapeutics, Inc. (Esperion), to a newly formed company that is majority-owned by a group of venture capital firms. The sale, for nominal consideration, resulted in a loss for tax purposes that reduced our tax expense by \$426 million. This tax benefit is a result of the significant initial investment in Esperion in 2004, primarily reported on the consolidated statement of income as *Acquisition-related in-process research and development charges* at acquisition date.

On October 3, 2008, the Tax Extenders and Alternative Minimum Tax Relief Act (the Extenders Act) extended the research and development tax credit from January 1, 2008, through December 31, 2009. The research and development credit reduced income tax expense in 2008 by approximately \$110 million.

The lower tax rate in 2007 compared to 2006 is primarily due to the impact of charges associated with our decision to exit Exubera (see the "Our 2008 Performance: Certain Charges—Exubera" section of this Financial Review), higher charges related to our cost-reduction initiatives in 2007, lower non-deductible charges for acquisition-related IPR&D, and the volume and geographic mix of product sales and restructuring charges in 2007 compared to 2006, partially offset by certain one-time tax benefits in 2006, all discussed below.

In the third quarter of 2006, we recorded a decrease to the 2005 estimated U.S. tax provision related to the repatriation of foreign earnings, due primarily to the receipt of information that raised our assessment of the likelihood of prevailing on the technical merits of a certain position, and we recognized a tax benefit of \$124 million.

In the first quarter of 2006, we were notified by the Internal Revenue Service (IRS) Appeals Division that a resolution had been reached on the matter that we were in the process of appealing related to the tax deductibility of an acquisition-related breakup fee paid by the Warner-Lambert Company in 2000. As a result, in the first quarter of 2006, we recorded a tax benefit of approximately \$441 million related to the resolution of this issue.

On January 23, 2006, the IRS issued final regulations on Statutory Mergers and Consolidations, which impacted certain prior-period transactions. In the first quarter of 2006, we recorded a tax benefit of \$217 million, reflecting the total impact of these regulations.

### Discontinued Operations—Net of Tax

For further discussion about our dispositions, see the "Our Strategic Initiatives—Strategy and Recent Transactions: Dispositions" section of this Financial Review. The following amounts, primarily related to our former Consumer Healthcare business, have been segregated from continuing operations and included in *Discontinued operations—net of tax* in the consolidated statements of income:

(MILLIONS OF DOLLARS)	YEAR ENDED DECEMBER 31,		
	2008	2007	2006
Revenues	\$ —	\$ —	\$ 4,044
Pre-tax income/(loss)	(3)	(5)	643
Benefit/(provision) for taxes on income <sup>(a)</sup>	1	2	(210)
Income/(loss) from operations of discontinued businesses—net of tax	(2)	(3)	433
Pre-tax gains/(losses) on sales of discontinued businesses	6	(168)	10,243
(Benefit)/provision for taxes on gains <sup>(b)</sup>	74	102	(2,363)
Gains/(losses) on sales of discontinued businesses—net of tax	80	(66)	7,880
Discontinued operations—net of tax	\$ 78	\$ (69)	\$ 8,313

(a) Includes a deferred tax expense of nil in 2008 and 2007, and \$24 million in 2006.

(b) Includes a deferred tax benefit of nil in 2008 and 2007, and \$444 million in 2006.

### Adjusted Income

#### General Description of Adjusted Income Measure

Adjusted income is an alternative view of performance used by management and we believe that investors' understanding of our performance is enhanced by disclosing this performance measure. We report Adjusted income in order to portray the results of our major operations—the discovery, development, manufacture, marketing and sale of prescription medicines for humans and animals—prior to considering certain income statement elements. We have defined Adjusted income as Net income before the impact of purchase accounting for acquisitions, acquisition-related costs, discontinued operations and certain significant items. The Adjusted income measure is not, and should not be viewed as, a substitute for U.S. GAAP Net income.

The Adjusted income measure is an important internal measurement for Pfizer. We measure the performance of the overall Company on this basis, in conjunction with other performance metrics. The following are examples of how the Adjusted income measure is utilized.

- Senior management receives a monthly analysis of our operating results that is prepared on an Adjusted income basis;
- Our annual budgets are prepared on an Adjusted income basis; and
- Senior management's annual compensation is derived, in part, using this Adjusted income measure. Adjusted income is one of the performance metrics utilized in the determination of bonuses under the Pfizer Inc Executive Annual Incentive Plan that is designed to limit the bonuses payable to the Executive Leadership Team (ELT) for purposes of Internal Revenue Code Section 162(m). Subject to



---

## Financial Review

Pfizer Inc and Subsidiary Companies

---

the Section 162(m) limitation, the bonuses are funded from a pool based on the achievement of three financial metrics, including adjusted diluted earnings per share, which is derived from Adjusted income. These metrics derived from Adjusted income account for (i) 17% of the target bonus for ELT members and (ii) 33% of the bonus pool made available to ELT members and other members of senior management.

Despite the importance of this measure to management in goal setting and performance measurement, we stress that Adjusted income is a non-U.S. GAAP financial measure that has no standardized meaning prescribed by U.S. GAAP and, therefore, has limits in its usefulness to investors. Because of its non-standardized definition, Adjusted income (unlike U.S. GAAP Net income) may not be comparable with the calculation of similar measures for other companies. Adjusted income is presented solely to permit investors to more fully understand how management assesses our performance.

We also recognize that, as an internal measure of performance, the Adjusted income measure has limitations and we do not restrict our performance-management process solely to this metric. A limitation of the Adjusted income measure is that it provides a view of our operations without including all events during a period, such as the effects of an acquisition or amortization of purchased intangibles, and does not provide a comparable view of our performance to other companies in the pharmaceutical industry. We also use other specifically tailored tools designed to ensure the highest levels of our performance. For example, our R&D organization has productivity targets, upon which its effectiveness is measured. In addition, Performance Share Awards grants made in 2006, 2007, 2008 and future years will be paid based on a non-discretionary formula that measures our performance using relative total shareholder return.

### Purchase Accounting Adjustments

Adjusted income is calculated prior to considering certain significant purchase-accounting impacts, such as those related to business combinations and net asset acquisitions (see Notes to Consolidated Financial Statements—*Note 2. Acquisitions*). These impacts can include charges for purchased in-process R&D, the incremental charge to cost of sales from the sale of acquired inventory that was written up to fair value and the incremental charges related to the amortization of finite-lived intangible assets for the increase to fair value. Therefore, the Adjusted income measure includes the revenues earned upon the sale of the acquired products without considering the aforementioned significant charges.

Certain of the purchase-accounting adjustments associated with a business combination, such as the amortization of intangibles acquired in connection with our acquisition of Pharmacia in 2003, can occur for up to 40 years (these assets have a weighted-average useful life of approximately nine years), but this presentation provides an alternative view of our performance that is used by management to internally assess business performance. We believe the elimination of amortization attributable to acquired intangible assets provides management and investors an alternative view of our business results by trying to provide a degree of parity to internally developed intangible assets for which research and development costs have been previously expensed.

However, a completely accurate comparison of internally developed intangible assets and acquired intangible assets cannot be achieved through Adjusted income. This component of Adjusted income is derived solely with the impacts of the items listed in the first paragraph of this section. We have not factored in the impacts of any other differences in experience that might have occurred if we had discovered and developed those intangible assets on our own, and this approach does not intend to be representative of the results that would have occurred in those circumstances. For example, our research and development costs in total, and in the periods presented, may have been different; our speed to commercialization and resulting sales, if any, may have been different; or our costs to manufacture may have been different. In addition, our marketing efforts may have been received differently by our customers. As such, in total, there can be no assurance that our Adjusted income amounts would have been the same as presented had we discovered and developed the acquired intangible assets.

### Acquisition-Related Costs

Adjusted income is calculated prior to considering integration and restructuring costs associated with business combinations because these costs are unique to each transaction and represent costs that were incurred to restructure and integrate two businesses as a result of the acquisition decision. For additional clarity, only restructuring and integration activities that are associated with a purchase business combination or a net-asset acquisition are included in acquisition-related costs. We have made no adjustments for the resulting synergies.

We believe that viewing income prior to considering these charges provides investors with a useful additional perspective because the significant costs incurred in a business combination result primarily from the need to eliminate duplicate assets, activities or employees—a natural result of acquiring a fully integrated set of activities. For this reason, we believe that the costs incurred to convert disparate systems, to close duplicative facilities or to eliminate duplicate positions (for example, in the context of a business combination) can be viewed differently from those costs incurred in other, more normal business contexts.

The integration and restructuring costs associated with a business combination may occur over several years, with the more significant impacts ending within three years of the transaction. Because of the need for certain external approvals for some actions, the span of time needed to achieve certain restructuring and integration activities can be lengthy. For example, due to the highly regulated nature of the pharmaceutical business, the closure of excess facilities can take several years, as all manufacturing changes are subject to extensive validation and testing and must be approved by the FDA and/or other global regulatory authorities.

### Discontinued Operations

Adjusted income is calculated prior to considering the results of operations included in discontinued operations, such as our Consumer Healthcare business, which we sold in December 2006, as well as any related gains or losses on the sale of such operations. We believe that this presentation is meaningful to investors because, while we review our businesses and product lines periodically for strategic fit with our operations, we do not build or run our businesses with an intent to sell them.

## Financial Review

Pfizer Inc and Subsidiary Companies

### Certain Significant Items

Adjusted income is calculated prior to considering certain significant items. Certain significant items represent substantive, unusual items that are evaluated on an individual basis. Such evaluation considers both the quantitative and the qualitative aspect of their unusual nature. Unusual, in this context, may represent items that are not part of our ongoing business; items that, either as a result of their nature or size, we would not expect to occur as part of our normal business on a regular basis; items that would be non-recurring; or items that relate to products we no longer sell. While not all-inclusive, examples of items that could be included as certain significant items would be a major non-acquisition-related restructuring charge and associated implementation costs for a program which is specific in nature with a defined term, such as those related to our cost-reduction initiatives; charges related to certain sales or disposals of products or facilities that do not qualify as discontinued operations as defined by U.S. GAAP; amounts associated with transition service agreements in support of discontinued operations after sale; certain intangible asset impairments; adjustments related to the resolution of certain tax positions; the impact of adopting certain significant, event-driven tax legislation, such as adjustments associated with charges attributable to the repatriation of foreign earnings in accordance with the American Jobs Creation Act of 2004; or possible charges related to legal matters, such as certain of those discussed in *Legal Proceedings* in our Form 10-K and in *Part II: Other Information; Item 1, Legal Proceedings* in our Form 10-Q filings. Normal, ongoing defense costs of the Company or settlements and accruals on legal matters made in the normal course of our business would not be considered certain significant items.

### Reconciliation

A reconciliation between *Net income*, as reported under U.S. GAAP, and Adjusted income follows:

(MILLIONS OF DOLLARS)	YEAR ENDED DECEMBER 31,			% CHANGE	
	2008	2007	2006	08/07	07/06
Reported net income	\$ 8,104	\$ 8,144	\$ 19,337	—	(58)
Purchase accounting adjustments—net of tax	2,439	2,511	3,131	(3)	(20)
Acquisition-related costs—net of tax	39	10	14	305	(30)
Discontinued operations—net of tax	(78)	69	(8,313)	*	*
Certain significant items—net of tax	5,862	4,379	813	34	438
Adjusted income	\$ 16,366	\$ 15,113	\$ 14,982	8	1

\* Calculation not meaningful.

Certain amounts and percentages may reflect rounding adjustments.

## Financial Review

Pfizer Inc and Subsidiary Companies

Adjusted income as shown above excludes the following items:

(MILLIONS OF DOLLARS)	YEAR ENDED DECEMBER 31,		
	2008	2007	2006
Purchase accounting adjustments:			
Intangible amortization and other <sup>(a)</sup>	\$ 2,546	\$ 3,101	\$ 3,220
In-process research and development charges <sup>(b)</sup>	633	283	835
Total purchase accounting adjustments, pre-tax	3,179	3,384	4,055
Income taxes	(740)	(873)	(924)
Total purchase accounting adjustments—net of tax	2,439	2,511	3,131
Acquisition-related costs:			
Integration costs <sup>(c)</sup>	6	17	21
Restructuring charges <sup>(c)</sup>	43	(6)	6
Total acquisition-related costs, pre-tax	49	11	27
Income taxes	(10)	(1)	(13)
Total acquisition-related costs—net of tax	39	10	14
Discontinued operations:			
(Income)/loss from discontinued operations <sup>(d)</sup>	3	5	(643)
(Gains)/losses on sales of discontinued operations <sup>(d)</sup>	(6)	168	(10,243)
Total discontinued operations, pre-tax	(3)	173	(10,886)
Income taxes	(75)	(104)	2,573
Total discontinued operations—net of tax	(78)	69	(8,313)
Certain significant items:			
Restructuring charges—cost-reduction initiatives <sup>(c)</sup>	2,626	2,523	1,296
Implementation costs—cost-reduction initiatives <sup>(e)</sup>	1,605	1,389	788
Legal matters <sup>(f)</sup>	3,249	56	(15)
Returns liabilities adjustment <sup>(g)</sup>	217	—	—
Asset impairment charges and other associated costs <sup>(h)</sup>	213	2,798	320
Consumer Healthcare business transition activity <sup>(i)</sup>	(7)	(26)	—
sanofi-aventis research and development milestone <sup>(i)</sup>	—	—	(118)
Other <sup>(k)</sup>	187	(230)	(158)
Total certain significant items, pre-tax	8,090	6,510	2,113
Income taxes	(2,228)	(2,131)	(735)
Resolution of certain tax positions <sup>(l)</sup>	—	—	(441)
Tax impact of the repatriation of foreign earnings <sup>(l)</sup>	—	—	(124)
Total certain significant items—net of tax	5,862	4,379	813
Total purchase accounting adjustments, acquisition-related costs, discontinued operations and certain significant items—net of tax	\$ 8,262	\$ 6,969	\$ (4,355)

<sup>(a)</sup>Included primarily in *Amortization of intangible assets*. (See Notes to Consolidated Financial Statements—Note 12. *Goodwill and Other Intangible Assets*.)

<sup>(b)</sup>Included in *Acquisition-related in-process research and development charges*. (See Notes to Consolidated Financial Statements—Note 2. *Acquisitions*.)

<sup>(c)</sup>Included in *Restructuring charges and acquisition-related costs*. (See Notes to Consolidated Financial Statements—Note 5. *Cost-Reduction Initiatives*.)

<sup>(d)</sup>*Discontinued operations—net of tax* is primarily related to our Consumer Healthcare business. (See Notes to Consolidated Financial Statements—Note 3. *Discontinued Operations*.)

<sup>(e)</sup>Included in *Cost of sales* (\$745 million), *Selling, informational and administrative expenses* (\$413 million), *Research and development expenses* (\$433 million) and *Other (income)/deductions—net* (\$14 million) for 2008. Included in *Cost of sales* (\$700 million), *Selling, informational and administrative expenses* (\$334 million), *Research and development expenses* (\$416 million) and *Other (income)/deductions—net* (\$61 million income) for 2007. Included in *Cost of sales* (\$392 million), *Selling, informational and administrative expenses* (\$243 million), *Research and development expenses* (\$176 million) and *Other (income)/deductions—net* (\$23 million income) for 2006. (See Notes to Consolidated Financial Statements—Note 5. *Cost-Reduction Initiatives*.)

<sup>(f)</sup>Included in *Other (income)/deductions—net* and for 2008, includes approximately \$2.3 billion in charges resulting from an agreement in principle with the U.S. Department of Justice to resolve the previously reported investigation regarding allegations of past off-label promotional practices concerning Bextra, as well as certain other open investigations, and approximately \$900 million related to the agreements and agreements in principle to resolve certain NSAID litigation and claims. (See Notes to Consolidated Financial Statements—Note 4A. *Certain Charges: Bextra* and *Certain Other Investigations* and Note 4B. *Certain Charges: Certain Product Litigation—Celebrex and Bextra*.)

<sup>(g)</sup>Included in *Revenues* and reflects an adjustment to the prior years' liabilities for product returns. (See Notes to Consolidated Financial Statements—Note 4C. *Certain Charges: Adjustment to Prior Years' Liabilities for Product Returns*.)

<sup>(h)</sup>In 2008, these charges primarily relate to the closing of a manufacturing plant in Italy and are included in *Other (income)/deductions—net*. In 2007, these charges primarily related to the decision to exit Exubera and comprise approximately \$1.1 billion of intangible asset impairments, \$661 million of inventory write-offs, \$454 million of fixed asset impairments and \$578 million of other exit costs and are included in *Cost of sales* (\$2.6 billion), *Selling, informational and administrative expenses* (\$85 million), and *Research and development expenses* (\$100 million). See the "Our 2008 Performance: Certain Charges—Exubera" section of this Financial Review. In 2006, \$320 million related to the impairment of the Depo-Provera intangible asset is included in *Other (income)/deductions—net*. (See Notes to Consolidated Financial Statements—Note 12B. *Goodwill and Other Intangible Assets: Other Intangible Assets*.)

## Financial Review

Pfizer Inc and Subsidiary Companies

<sup>(j)</sup>Included in *Revenues* (\$172 million), *Cost of sales* (\$162 million) and *Selling, informational and administrative expenses* (\$3 million) for 2008. Included in *Revenues* (\$219 million), *Cost of sales* (\$194 million), *Selling, informational and administrative expenses* (\$15 million) and *Other (income)/deductions—net* (\$16 million income) for 2007.

<sup>(i)</sup>Included in *Research and development expenses*.

<sup>(k)</sup>Primarily included in *Other (income)/deductions—net*. (See Notes to Consolidated Financial Statements—*Note 6. Other (Income)/Deductions—Net*.)

<sup>(l)</sup>Included in *Provision for taxes on income*. (See Notes to Consolidated Financial Statements—*Note 7. Taxes on Income*.)

## Financial Condition, Liquidity and Capital Resources

### Net Financial Assets

Our net financial asset position as of December 31 follows:

(MILLIONS OF DOLLARS)	2008	2007
<b>Financial assets:</b>		
Cash and cash equivalents	\$ 2,122	\$ 3,406
Short-term investments	21,609	22,069
Short-term loans	824	617
Long-term investments and loans	11,478	4,856
<b>Total financial assets</b>	<b>36,033</b>	<b>30,948</b>
<b>Debt:</b>		
Short-term borrowings, including current portion of long-term debt	9,320	5,825
Long-term debt	7,963	7,314
<b>Total debt</b>	<b>17,283</b>	<b>13,139</b>
<b>Net financial assets</b>	<b>\$ 18,750</b>	<b>\$ 17,809</b>

We rely largely on operating cash flow, short-term investments, short-term commercial paper borrowings and long-term debt to provide for the working capital needs of our operations, including our R&D activities. We believe that we have the ability to obtain both short-term and long-term debt to meet our financing needs for the foreseeable future.

On January 26, 2009, we announced that we have entered into a definitive merger agreement under which we will acquire Wyeth in a cash-and-stock transaction valued on that date at \$50.19 per share, or a total of \$68 billion. We plan to finance this acquisition with a combination of cash (about \$22.5 billion), debt financing (about \$22.5 billion) and the issuance of common stock (about \$23.0 billion, based on the price of our common stock on January 23, 2009, the last trading day prior to our announcement on January 26). We have received a commitment from a syndicate of banks for the debt financing related to this transaction. The financing commitment is subject to, among other things, there being no material adverse change with respect to Pfizer and Pfizer maintaining credit ratings of A2/A long-term stable/stable and A1/P1 short-term affirmed.

Set forth below is information about our investments, credit ratings and debt capacity as of December 31, 2008.

#### • Investments

Our short-term and long-term investments consist primarily of high-quality, investment-grade available-for-sale debt securities. Our long-term investments include debt securities that totaled \$9.1 billion as of December 31, 2008, which have maturities ranging substantially from one to five years. Wherever possible, cash management is centralized and intercompany financing is used to provide working capital to our operations. Where local restrictions prevent intercompany financing, working capital needs are met through operating cash flows and/or external borrowings. Our portfolio of financial assets increased in 2008 as a result of strong operating cash flow.

#### • Credit Ratings

Two major corporate debt-rating organizations, Moody's Investors Service (Moody's) and Standard & Poor's (S&P), assign ratings to our short-term and long-term debt. The following chart reflects the current ratings assigned by these rating agencies to our commercial paper and senior unsecured non-credit enhanced long-term debt issued by us:

NAME OF RATING AGENCY	COMMERCIAL PAPER	LONG-TERM DEBT		DATE OF LAST ACTION
		RATING	OUTLOOK	
Moody's	P-1	Aa1	Negative	October 2007
S&P	A1+	AAA	Negative	December 2006

On January 26, 2009, after our announcement that we had entered into a definitive merger agreement under which we will acquire Wyeth, Moody's put us on review for possible downgrade and S&P put us on credit watch with negative outlook implications. We do not expect the acquisition to impact our credit ratings for commercial paper, but we do expect a possible reduction in our long-term debt ratings, from Aa1/Negative to A1/Stable long term (Moody's) and from AAA/Negative to AA/Stable long term (S&P).

## Financial Review

Pfizer Inc and Subsidiary Companies

### • Debt Capacity

We have available lines of credit and revolving-credit agreements with a group of banks and other financial intermediaries. We maintain cash and cash equivalent balances and short-term investments in excess of our commercial paper and other short-term borrowings. As of December 31, 2008, we had access to \$7.2 billion of lines of credit, of which \$5.1 billion expire within one year. Of these lines of credit, \$7.1 billion are unused, of which our lenders have committed to loan us \$6.1 billion at our request. \$6.0 billion of the unused lines of credit, of which \$4.0 billion expire in 2009 and \$2.0 billion expire in 2013, may be used to support our commercial paper borrowings.

In March 2007, we filed a securities registration statement with the Securities and Exchange Commission. This registration statement was filed under the automatic "shelf registration" process available to "well-known seasoned issuers" and is effective for three years. We can issue securities of various types under that registration statement at any time, subject to approval by our Board of Directors in certain circumstances.

### Changes in Global Financial Markets

Beginning near the end of the third quarter of 2008, dramatic changes in the global financial markets weakened global economic conditions. These changes have not had, nor do we anticipate they will have, a significant impact on our liquidity. Due to our significant operating cash flow, financial assets, access to the capital markets and available lines of credit and revolving-credit agreements, we continue to believe that we have the ability to meet our financing needs for the foreseeable future. As market conditions change, we continue to monitor our liquidity position.

### Goodwill and Other Intangible Assets

As of December 31, 2008, *Goodwill* totaled \$21.5 billion (19% of our total assets) and *Identifiable intangible assets, less accumulated amortization*, totaled \$17.7 billion (16% of our total assets).

The components of goodwill and other identifiable intangible assets, by segment, as of December 31, 2008, follow:

(MILLIONS OF DOLLARS)	PHARMACEUTICAL	ANIMAL HEALTH	OTHER	TOTAL
Goodwill	\$21,317	\$129	\$18	\$21,464
Finite-lived intangible assets, net <sup>(a)</sup>	14,313	406	69	14,788
Indefinite-lived intangible assets <sup>(b)</sup>	2,823	109	1	2,933

<sup>(a)</sup> Includes \$13.8 billion related to developed technology rights and \$529 million related to brands.

<sup>(b)</sup> Includes \$2.9 billion related to brands.

At least annually, we review all of our intangible assets, including goodwill, for impairment. (See the "Accounting Policies: Long-Lived Assets" section of this Financial Review.) For goodwill, volatility in securities markets and changes in Pfizer's market capitalization can impact these calculations. None of our goodwill is impaired as of December 31, 2008.

- **Developed Technology Rights** — Developed technology rights represent the amortized value associated with developed technology, which has been acquired from third parties, and which can include the right to develop, use, market, sell and/or offer for sale the product, compounds and intellectual property that we have acquired with respect to products, compounds and/or processes that have been completed. We possess a well-diversified portfolio of hundreds of developed technology rights across therapeutic categories, primarily representing the commercialized products included in our Pharmaceutical segment that we acquired in connection with our Pharmacia acquisition in 2003. While the Arthritis and Pain therapeutic category represents about 29% of the total amortized value of developed technology rights as of December 31, 2008, the balance of the amortized value is distributed in a range of 5% to 15% across the following Pharmaceutical therapeutic product categories: Ophthalmology; Oncology; Urology; Infectious and Respiratory Diseases; Endocrine Disorders categories; and, as a group, the Cardiovascular and Metabolic Diseases; Central Nervous System Disorders and All Other categories. The significant components include values determined for Celebrex, Detrol/Detrol LA, Xalatan, Genotropin and Zyvox. Also included in this category are the post-approval milestone payments made under our alliance agreements for certain Pharmaceutical products, such as Rebif and Spiriva.

In 2007, we recorded a charge of \$1.1 billion for the impairment of intangible assets (primarily developed technology rights) associated with Exubera. (See the "Our 2008 Performance: Certain Charges—Exubera" section of this Financial Review.)

- **Brands** — Significant components of brands include values determined for Depo-Provera contraceptive, Xanax and Medrol.

In 2006, we recorded impairment charges of approximately \$320 million related to the Depo-Provera brand (see Notes to Consolidated Financial Statements—*Note 6. Other (Income)/Deductions—Net*).

## Financial Review

Pfizer Inc and Subsidiary Companies

### Selected Measures of Liquidity and Capital Resources

The following table sets forth certain relevant measures of our liquidity and capital resources as of December 31:

(MILLIONS OF DOLLARS, EXCEPT RATIOS AND PER COMMON SHARE DATA)	AS OF DECEMBER 31,	
	2008	2007
Cash and cash equivalents and short-term investments and loans	\$ 24,555	\$ 26,092
Working capital <sup>(a)</sup>	\$ 16,067	\$ 25,014
Ratio of current assets to current liabilities	1.59:1	2.15:1
Shareholders' equity per common share <sup>(b)</sup>	\$ 8.56	\$ 9.65

<sup>(a)</sup>Working capital includes assets held for sale of \$148 million as of December 31, 2008, and \$114 million as of December 31, 2007.

<sup>(b)</sup>Represents total shareholders' equity divided by the actual number of common shares outstanding (which excludes treasury shares and those held by our employee benefit trust).

Working capital and the ratio of current assets to current liabilities in 2008 were lower than in 2007, primarily due to:

- an increase in liabilities of \$3.2 billion, related to legal matters concerning Celebrex and Bextra. (See the "Our 2008 Performance: Certain Charges—Bextra and Certain Other Investigations and Certain Charges—Certain Product Litigation—Celebrex and Bextra" sections of this Financial Review.)
- the unfavorable impact of foreign exchange of about \$1 billion;
- an increase in cash generated from operations being invested in long-term investments; and
- the timing of accruals, cash receipts and payments in the ordinary course of business.

### Summary of Cash Flows

(MILLIONS OF DOLLARS)	YEAR ENDED DECEMBER 31,		
	2008	2007	2006
Cash provided by/(used in):			
Operating activities	\$ 18,238	\$ 13,353	\$ 17,594
Investing activities	(12,835)	795	5,101
Financing activities	(6,560)	(12,610)	(23,100)
Effect of exchange-rate changes on cash and cash equivalents	(127)	41	(15)
Net increase/(decrease) in cash and cash equivalents	\$ (1,284)	\$ 1,579	\$ (420)

#### Operating Activities

Our net cash provided by continuing operating activities was \$18.2 billion in 2008, compared to \$13.4 billion in 2007. The increase in net cash provided by operating activities was primarily attributable to:

- lower tax payments (\$3.4 billion) made in 2008, primarily due to the higher taxes paid in 2007, substantially all of which related to the gain on the sale of our Consumer Healthcare business in December 2006;
- the sale of certain royalty rights (\$425 million); and
- the timing of other receipts and payments in the ordinary course of business.

Our net cash provided by continuing operating activities was \$13.4 billion in 2007, compared to \$17.6 billion in 2006. The decrease in net cash provided by operating activities was primarily attributable to:

- higher tax payments (\$2.2 billion) in 2007, related primarily to the gain on the sale of our Consumer Healthcare business in December 2006; and
- the timing of other receipts and payments in the ordinary course of business.

In 2008, the cash flow line item called *Accounts payable and accrued liabilities* primarily reflects the \$3.2 billion accrued in 2008 for legal matters related to Celebrex and Bextra that has not yet been paid. In 2007 and 2006, the cash flow line item called *Taxes* primarily reflects the taxes provided in 2006 on the gain on the sale of our Consumer Healthcare business that were paid in 2007.

---

## Financial Review

Pfizer Inc and Subsidiary Companies

---

### Investing Activities

Our net cash used in investing activities was \$12.8 billion in 2008, compared to net cash provided by investing activities of \$795 million in 2007. The decrease in net cash provided by investing activities was primarily attributable to:

- net purchases of investments of \$8.3 billion in 2008, compared to net sales and redemptions of investments of \$3.4 billion in 2007 (a negative change in cash and cash equivalents of \$11.7 billion); and
- the acquisitions of Serenex, Encysive, CovX, Coley and animal health product lines from Schering-Plough, as well as two smaller animal health acquisitions in 2008, compared to the acquisitions of BioRexis and Embrex in 2007 (an increased use of cash of \$720 million).

Our net cash provided by investing activities was \$795 million in 2007, compared to \$5.1 billion in 2006. The decrease in net cash provided by investing activities was primarily attributable to:

- lower net sales and redemptions of investments of \$3.4 billion in 2007, compared to \$9.5 billion in 2006 (a negative change in cash and cash equivalents of \$6.1 billion), partially offset by:
- the acquisitions of BioRexis and Embrex in 2007, compared to the acquisitions of PowderMed, Rinat and sanofi-aventis' rights associated with Exubera in 2006 (a decreased use of cash of \$1.9 billion).

In 2008, the cash flow line item called *Other* primarily reflects a \$1.2 billion payment by us upon the redemption of a Swedish krona currency swap. In a related transaction, this payment was offset by the receipt of cash in our operating activities.

### Financing Activities

Our net cash used in financing activities was \$6.6 billion in 2008, compared to \$12.6 billion in 2007. The decrease in net cash used in financing activities was primarily attributable to:

- net borrowings of \$2.4 billion in 2008, compared to net borrowings of \$4.9 billion in 2007;
- lower purchases of common stock of \$500 million in 2008, compared to \$10.0 billion in 2007, partially offset by:
- cash dividends paid of \$8.5 billion in 2008, compared to \$8.0 billion in 2007, primarily reflecting an increase in the dividend rate.

Our net cash used in financing activities was \$12.6 billion in 2007, compared to \$23.1 billion in 2006. The decrease in net cash used in financing activities was primarily attributable to:

- net borrowings of \$4.9 billion in 2007, compared to net repayments of \$9.9 billion on total borrowings in 2006, partially offset by:
- higher purchases of common stock in 2007 of \$10.0 billion, compared to \$7.0 billion in 2006; and
- cash dividends paid of \$8.0 billion in 2007, compared to \$6.9 billion in 2006, reflecting an increase in the dividend rate, partially offset by lower shares outstanding.

In June 2005, we announced a \$5 billion share-purchase program. In June 2006, the Board of Directors increased our share-purchase authorization from \$5 billion to \$18 billion, which is primarily being funded by operating cash flows and a portion of the proceeds from the sale of our Consumer Healthcare business. In total, under the June 2005 program, through December 31, 2008, we purchased approximately 710 million shares for approximately \$18.0 billion.

In January 2008, we announced a new \$5 billion share-purchase program, to be funded by operating cash flows, that may be utilized from time to time. On January 26, 2009, we announced that we have entered into a definitive merger agreement under which we will acquire Wyeth in a cash-and-stock transaction. The merger agreement limits our stock purchases to a maximum of \$500 million prior to the completion of the transaction without Wyeth's consent.

## Financial Review

Pfizer Inc and Subsidiary Companies

A summary of common stock purchases follows:

(MILLIONS OF SHARES AND DOLLARS, EXCEPT PER-SHARE DATA)	SHARES OF COMMON STOCK PURCHASED	AVERAGE PER-SHARE PRICE PAID	TOTAL COST OF COMMON STOCK PURCHASED
2008:			
June 2005 program	26	\$18.96	\$ 500
<b>Total</b>	<b>26</b>		<b>\$ 500</b>
2007:			
June 2005 program	395	\$25.27	\$ 9,994
<b>Total</b>	<b>395</b>		<b>\$ 9,994</b>

## Contractual Obligations

Payments due under contractual obligations as of December 31, 2008, mature as follows:

(MILLIONS OF DOLLARS)	TOTAL	YEARS			
		WITHIN 1	OVER 1 TO 3	OVER 3 TO 5	AFTER 5
Long-term debt <sup>(a)</sup>	\$ 10,357	\$ 1,126	\$ 1,739	\$ 373	\$ 7,119
Other long-term liabilities reflected on our consolidated balance sheet under U.S. GAAP <sup>(b)</sup>	3,355	352	633	649	1,721
Lease commitments <sup>(c)</sup>	1,547	207	298	182	860
Purchase obligations and other <sup>(d)</sup>	2,692	699	798	913	282
Uncertain tax positions <sup>(e)</sup>	129	129	—	—	—

<sup>(a)</sup>Our long-term debt obligations include both our expected principal and interest obligations. Our calculations of expected interest payments incorporates only current period assumptions for interest rates, foreign currency translation rates and hedging strategies. (See Notes to Consolidated Financial Statements—*Note 9. Financial Instruments.*) Long-term debt consists of senior, unsecured notes, floating rate, unsecured notes, foreign currency denominated notes, and other borrowings and mortgages.

<sup>(b)</sup>Includes expected payments relating to our unfunded U.S. supplemental (non-qualified) pension plans, postretirement plans and deferred compensation plans.

<sup>(c)</sup>Includes operating and capital lease obligations.

<sup>(d)</sup>Includes agreements to purchase goods and services that are enforceable and legally binding and include amounts relating to advertising, information technology services, employee benefit administration services, and potential milestone payments deemed reasonably likely to occur.

<sup>(e)</sup>Except for amounts reflected in *Income taxes payable*, we are unable to predict the timing of tax settlements, as tax audits can involve complex issues and the resolution of those issues may span multiple years, particularly if subject to negotiation or litigation.

The above table excludes amounts for potential milestone payments under collaboration, licensing or other arrangements, unless the payments are deemed reasonably likely to occur. Payments under these agreements generally become due and payable only upon the achievement of certain development, regulatory and/or commercialization milestones, which may span several years, and which may never occur.

In 2009, we expect to spend approximately \$1.6 billion on property, plant and equipment. The downward trend in capital expenditures in recent years reflects in part the rationalization of our plant network and other site closures, and Information Technology infrastructure and application rationalization and standardization. Planned capital spending mostly represents investment to maintain existing facilities and capacity. We rely largely on operating cash flow to fund our capital investment needs. Due to our significant operating cash flow, we believe we have the ability to meet our capital investment needs and foresee no delays to planned capital expenditures.

## Off-Balance Sheet Arrangements

In the ordinary course of business and in connection with the sale of assets and businesses, we often indemnify our counterparties against certain liabilities that may arise in connection with a transaction or that are related to activities prior to a transaction. These indemnifications typically pertain to environmental, tax, employee and/or product-related matters, and patent infringement claims. If the indemnified party were to make a successful claim pursuant to the terms of the indemnification, we would be required to reimburse the loss. These indemnifications are generally subject to threshold amounts, specified claim periods and other restrictions and limitations. Historically, we have not paid significant amounts under these provisions and, as of December 31, 2008, recorded amounts for the estimated fair value of these indemnifications are not significant.

Certain of our co-promotion or license agreements give our licensors or partners the rights to negotiate for, or in some cases to obtain, under certain financial conditions, co-promotion or other rights in specified countries with respect to certain of our products.

## Dividends on Common Stock

We declared dividends of \$8.6 billion in 2008 and \$8.2 billion in 2007 on our common stock. In December 2008, our Board of Directors declared a first-quarter 2009 dividend of \$0.32 per share. The first-quarter 2009 cash dividend will be our 281<sup>st</sup> consecutive quarterly dividend. In January 2009, in connection with the proposed merger between Pfizer and Wyeth, the Board of Directors determined that, effective with the dividend to be paid in the second quarter of 2009, it will reduce our quarterly dividend per share to \$0.16. The merger agreement prohibits us from declaring a quarterly dividend on our common stock in excess of \$0.16 per share without Wyeth's consent prior to the completion of the transaction.



---

## Financial Review

Pfizer Inc and Subsidiary Companies

---

Our current and projected dividends provide a return to shareholders while maintaining sufficient capital to invest in growing our businesses and increasing shareholder value, including through the proposed acquisition of Wyeth. Our dividends are funded from operating cash flows, our financial asset portfolio and short-term commercial paper borrowings and are not restricted by debt covenants. We believe that our profitability and access to financial markets provide sufficient capability for us to pay current and future dividends.

### New Accounting Standards

#### Recently Adopted Accounting Standards

As of January 1, 2008, we adopted on a prospective basis certain required provisions of SFAS No. 157, *Fair Value Measurements*. Those provisions relate to our financial assets and liabilities carried at fair value and our fair value disclosures related to financial assets and liabilities. SFAS No. 157, as amended, defines fair value, expands related disclosure requirements and specifies a hierarchy of valuation techniques based on the nature of the inputs used to develop the fair value measures. The adoption of SFAS No. 157, as amended, did not have a significant impact on our consolidated financial statements.

Emerging Issues Task Force (EITF) Issue No. 07-3, *Accounting for Nonrefundable Advance Payments for Goods or Services to Be Used in Future Research and Development Activities*, became effective for new contracts entered into on or after January 1, 2008. EITF Issue No. 07-3 requires that non-refundable advance payments for goods and services that will be used in future R&D activities be expensed when the R&D activity has been performed or when the R&D goods have been received rather than when the payment is made. The adoption of EITF Issue No. 07-3 did not have a significant impact on our consolidated financial statements.

#### Recently Issued Accounting Standards, Not Adopted as of December 31, 2008

In November 2008, the EITF issued EITF Issue No. 08-6, *Equity Method Investment Accounting Considerations*, to clarify how to account for certain transactions involving equity method investments. More specifically, it addresses how to determine the initial carrying value of the investment; allocation of the difference between the investor's carrying value and investor's share of the underlying equity of the investment; impairment assessment of underlying intangibles held with the investee; how to account for the investee's issuance of additional shares; and how to account for a change in an investment from equity method to cost method. The provisions of EITF Issue No. 08-6 will be adopted prospectively on January 1, 2009. We do not currently have any significant equity method investments.

In November 2008, the EITF issued EITF Issue No. 08-7, *Accounting for Defensive Intangible Assets*. EITF No. 08-7 clarifies the accounting for certain separately identifiable assets, which an acquirer does not intend to actively use but intends to hold to prevent its competitors from obtaining access to them. EITF Issue No. 08-7 requires an acquirer to account for a defensive intangible asset as a separate unit of accounting, which should be amortized to expense over the period the asset diminishes in value. The provisions of EITF Issue No. 08-7 will be adopted prospectively on January 1, 2009, and could impact the accounting for future acquisitions, if any.

In April 2008, the FASB issued FSP SFAS 142-3, *Determination of the Useful Life of Intangible Assets*. FSP SFAS 142-3 amends the factors considered in developing renewal or extension assumptions used to determine the useful life of a recognized intangible asset. Among other things, in the absence of historical experience, an entity will be required to consider assumptions used by market participants. The provisions of FSP SFAS 142-3 will be adopted prospectively on January 1, 2009, and could impact the accounting for future acquisitions, if any.

In September 2006, the FASB issued SFAS No. 157, *Fair Value Measurements*, and in February 2008, issued FSP 157-2, *Effective Date of FASB Statement No. 157*. Under the terms of FSP 157-2, the adoption of SFAS No. 157 with respect to nonfinancial assets and nonfinancial liabilities, except for those that are recognized or disclosed at fair value in the financial statements on a recurring basis, will be required on January 1, 2009. We do not expect the adoption of the provisions of SFAS No. 157 to have a significant impact on our consolidated financial statements, but it will impact the accounting for future acquisitions, if any.

In December 2007, the FASB issued SFAS No. 141(R), *Business Combinations*. (SFAS No. 141(R) replaced SFAS No. 141, *Business Combinations*, originally issued in June 2001.) SFAS No. 141(R) retains the purchase method of accounting for acquisitions, but requires a number of changes, including changes in the way assets and liabilities are recognized in purchase accounting. It also changes the recognition of assets acquired and liabilities assumed, including contingencies, requires the capitalization of in-process research and development costs at fair value and requires the expensing of acquisition-related costs and all restructuring charges, as incurred. Generally, SFAS No. 141(R) is effective on a prospective basis for all business combinations completed on or after January 1, 2009, and will impact the accounting for future acquisitions, if any.

In December 2007, the FASB issued SFAS No. 160, *Noncontrolling Interests in Consolidated Financial Statements*, an amendment of Accounting Research Bulletin No. 51, *Consolidated Financial Statements*. SFAS No. 160 provides guidance for the accounting, reporting and disclosure of noncontrolling interests, also called minority interests. A minority interest represents the portion of equity (net assets) in a subsidiary not attributable, directly or indirectly, to a parent. The provisions of SFAS No. 160 will be adopted as of January 1, 2009. The provisions of SFAS No. 160 will impact our current accounting for minority interests, which are not significant, and will impact our accounting for future acquisitions, if any, where we do not acquire 100% of the entity.

In December 2007, the EITF issued EITF Issue No. 07-1, *Accounting for Collaborative Arrangements*. EITF Issue No. 07-1 provides guidance concerning: determining whether an arrangement constitutes a collaborative arrangement within the scope of the Issue; how costs incurred and revenues generated on sales to third parties should be reported in the income statement; how an entity should characterize payments on the income statement; and what participants should disclose in the notes to the financial statements about a collaborative arrangement. The provisions of EITF Issue No. 07-1 will be adopted as of January 1, 2009, and we do not expect the adoption of EITF Issue No. 07-1 to have a significant impact on our consolidated financial statements.

---

## Financial Review

Pfizer Inc and Subsidiary Companies

---

### Forward-Looking Information and Factors That May Affect Future Results

The Securities and Exchange Commission encourages companies to disclose forward-looking information so that investors can better understand a company's future prospects and make informed investment decisions. This report and other written or oral statements that we make from time to time contain such forward-looking statements that set forth anticipated results based on management's plans and assumptions. Such forward-looking statements involve substantial risks and uncertainties. We have tried, wherever possible, to identify such statements by using words such as "will," "anticipate," "estimate," "expect," "project," "intend," "plan," "believe," "target," "forecast" and other words and terms of similar meaning in connection with any discussion of future operating or financial performance or business plans and prospects. In particular, these include statements relating to future actions, business plans and prospects, prospective products or product approvals, future performance or results of current and anticipated products, sales efforts, expenses, interest rates, foreign exchange rates, the outcome of contingencies, such as legal proceedings, and financial results. Among the factors that could cause actual results to differ materially are the following:

- Success of research and development activities;
- Decisions by regulatory authorities regarding whether and when to approve our drug applications as well as their decisions regarding labeling and other matters that could affect the availability or commercial potential of our products;
- Speed with which regulatory authorizations, pricing approvals and product launches may be achieved;
- Success of external business-development activities;
- Competitive developments, including with respect to competitor drugs and drug candidates that treat diseases and conditions similar to those treated by our in-line drugs and drug candidates;
- Ability to successfully market both new and existing products domestically and internationally;
- Difficulties or delays in manufacturing;
- Trade buying patterns;
- Ability to meet generic and branded competition after the loss of patent protection for our products and competitor products;
- Impact of existing and future legislation and regulatory provisions on product exclusivity;
- Trends toward managed care and healthcare cost containment;
- U.S. legislation or regulatory action affecting, among other things, pharmaceutical product pricing, reimbursement or access, including under Medicaid, Medicare and other publicly funded or subsidized health programs; the importation of prescription drugs from outside the U.S. at prices that are regulated by governments of various foreign countries; direct-to-consumer advertising and interactions with healthcare professionals; and the use of comparative effectiveness methodologies that could be implemented in a manner that focuses primarily on the cost differences and minimizes the therapeutic differences among pharmaceutical products and restricts access to innovative medicines;
- Impact of the Medicare Prescription Drug, Improvement and Modernization Act of 2003;
- Legislation or regulatory action in markets outside the U.S. affecting pharmaceutical product pricing, reimbursement or access;
- Contingencies related to actual or alleged environmental contamination;
- Claims and concerns that may arise regarding the safety or efficacy of in-line products and product candidates;
- Significant breakdown, infiltration or interruption of our information technology systems and infrastructure;
- Legal defense costs, insurance expenses, settlement costs and the risk of an adverse decision or settlement related to product liability, patent protection, governmental investigations, ongoing efforts to explore various means for resolving asbestos litigation, and other legal proceedings;
- Ability to protect our patents and other intellectual property both domestically and internationally;
- Interest rate and foreign currency exchange rate fluctuations;

- Governmental laws and regulations affecting domestic and foreign operations, including tax obligations;
- Changes in U.S. generally accepted accounting principles;
- Uncertainties related to general economic, political, business, industry, regulatory and market conditions including, without limitation, uncertainties related to the impact on us, our lenders, our customers, our suppliers and counterparties to our foreign-exchange and interest-rate agreements, of the global economic recession and recent and possible future changes in global financial markets;
- Any changes in business, political and economic conditions due to actual or threatened terrorist activity in the U.S. and other parts of the world, and related U.S. military action overseas;

---

## Financial Review

Pfizer Inc and Subsidiary Companies

---

- Growth in costs and expenses;
- Changes in our product, segment and geographic mix;
- Our ability and Wyeth's ability to satisfy the conditions to closing our merger agreement; and
- Impact of acquisitions, divestitures, restructurings, product withdrawals and other unusual items, including our ability to realize the projected benefits of our proposed acquisition of Wyeth and of our cost-reduction initiatives.

We cannot guarantee that any forward-looking statement will be realized, although we believe we have been prudent in our plans and assumptions. Achievement of anticipated results is subject to substantial risks, uncertainties and inaccurate assumptions. Should known or unknown risks or uncertainties materialize, or should underlying assumptions prove inaccurate, actual results could vary materially from past results and those anticipated, estimated or projected. Investors should bear this in mind as they consider forward-looking statements.

We undertake no obligation to publicly update forward-looking statements, whether as a result of new information, future events or otherwise. You are advised, however, to consult any further disclosures we make on related subjects in our Form 10-Q, 8-K and 10-K reports to the Securities and Exchange Commission.

Certain risks, uncertainties and assumptions are discussed here and under the heading entitled "Risk Factors" in Item 1A of our Annual Report on Form 10-K for the year ended December 31, 2008, which will be filed in February 2009. We note these factors for investors as permitted by the Private Securities Litigation Reform Act of 1995. You should understand that it is not possible to predict or identify all such factors. Consequently, you should not consider any such list to be a complete set of all potential risks or uncertainties.

This report may include discussion of certain clinical studies relating to various in-line products and/or product candidates. These studies typically are part of a larger body of clinical data relating to such products or product candidates, and the discussion herein should be considered in the context of the larger body of data.

### Financial Risk Management

The overall objective of our financial risk management program is to seek to minimize the impact of foreign exchange rate movements and interest rate movements on our earnings. We manage these financial exposures through operational means and by using various financial instruments. These practices may change as economic conditions change.

**Foreign Exchange Risk**—A significant portion of our revenues and earnings is exposed to changes in foreign exchange rates. We seek to manage our foreign exchange risk in part through operational means, including managing same currency revenues in relation to same currency costs, and same currency assets in relation to same currency liabilities.

Foreign exchange risk is also managed through the use of foreign currency forward-exchange contracts. These contracts are used to offset the potential earnings effects from mostly intercompany short-term foreign currency assets and liabilities that arise from operations. Foreign currency swaps are used to offset the potential earnings effects from foreign currency debt. We also use foreign currency forward-exchange contracts and foreign currency swaps to hedge the potential earnings effects from short and long-term foreign currency investments, third-party loans and intercompany loans.

In addition, under certain market conditions, we protect against possible declines in the reported net investments of our Japanese yen, Swedish krona and certain euro functional-currency subsidiaries. In these cases, we use currency swaps or foreign currency debt.

Our financial instrument holdings at year-end were analyzed to determine their sensitivity to foreign exchange rate changes. The fair values of these instruments were determined using various methodologies. For additional details, see Notes to Consolidated Financial Statements—*Note 9E. Financial Instruments: Fair Value*. In this sensitivity analysis, we assumed that the change in one currency's rate relative to the U.S. dollar would not have an effect on other currencies' rates relative to the U.S. dollar; all other factors were held constant.

If the dollar were to devalue against all other currencies by 10%, the expected adverse impact on net income related to our financial instruments would be immaterial. For additional details, see Notes to Consolidated Financial Statements—*Note 9D. Financial Instruments: Derivative Financial Instruments and Hedging Activities*.

**Interest Rate Risk**—Our U.S. dollar interest-bearing investments, loans and borrowings are subject to interest rate risk. We are also subject to interest rate risk on euro debt, investments and currency swaps, Swedish krona currency swaps, and Japanese yen short and long-term borrowings and currency swaps. We invest, loan and borrow primarily on a short-term or variable-rate basis. From time to time, depending on market conditions, we will fix interest rates either through entering into fixed-rate investments and borrowings or through the use of derivative financial instruments such as interest rate swaps.

Our financial instrument holdings at year-end were analyzed to determine their sensitivity to interest rate changes. The fair values of these instruments were determined using various methodologies. For additional details, see Notes to Consolidated Financial Statements—*Note 9E. Financial Instruments: Fair Value*. In this sensitivity analysis, we used a one hundred basis point parallel shift in the interest rate curve for all maturities and for all instruments; all other factors were held constant.

If there were a one hundred basis point increase in interest rates, the expected adverse impact on net income related to our financial instruments would be immaterial.

---

## Financial Review

Pfizer Inc and Subsidiary Companies

---

### Legal Proceedings and Contingencies

We and certain of our subsidiaries are involved in various patent, product liability, consumer, commercial, securities, environmental and tax litigations and claims; government investigations; and other legal proceedings that arise from time to time in the ordinary course of our business. We do not believe any of them will have a material adverse effect on our financial position.

Beginning in 2007 upon the adoption of a new accounting standard, we record accruals for income tax contingencies to the extent that we conclude that a tax position is not sustainable under a 'more likely than not' standard and we record our estimate of the potential tax benefits in one tax jurisdiction that could result from the payment of income taxes in another tax jurisdiction when we conclude that the potential recovery is more likely than not. (See Notes to Consolidated Financial Statements—*Note 1B. Significant Accounting Policies: New Accounting Standards* and *Note 7E. Taxes on Income: Tax Contingencies*.) We record accruals for all other contingencies to the extent that we conclude their occurrence is probable and the related damages are estimable, and we record anticipated recoveries under existing insurance contracts when assured of recovery. If a range of liability is probable and estimable and some amount within the range appears to be a better estimate than any other amount within the range, we accrue that amount. If a range of liability is probable and estimable and no amount within the range appears to be a better estimate than any other amount within the range, we accrue the minimum of such probable range. Many claims involve highly complex issues relating to causation, label warnings, scientific evidence, actual damages and other matters. Often these issues are subject to substantial uncertainties and, therefore, the probability of loss and an estimation of damages are difficult to ascertain. Consequently, we cannot reasonably estimate the maximum potential exposure or the range of possible loss in excess of amounts accrued for these contingencies. These assessments can involve a series of complex judgments about future events and can rely heavily on estimates and assumptions (see Notes to Consolidated Financial Statements—*Note 1C. Significant Accounting Policies: Estimates and Assumptions*). Our assessments are based on estimates and assumptions that have been deemed reasonable by management. Litigation is inherently unpredictable, and excessive verdicts do occur. Although we believe we have substantial defenses in these matters, we could in the future incur judgments or enter into settlements of claims that could have a material adverse effect on our results of operations in any particular period.

Patent claims include challenges to the coverage and/or validity of our patents on various products or processes. Although we believe we have substantial defenses to these challenges with respect to all our material patents, there can be no assurance as to the outcome of these matters, and a loss in any of these cases could result in a loss of patent protection for the drug at issue, which could lead to a significant loss of sales of that drug and could materially affect future results of operations.

---

## Management's Report on Internal Control Over Financial Reporting

---

### Management's Report

We prepared and are responsible for the financial statements that appear in our 2008 Financial Report. These financial statements are in conformity with accounting principles generally accepted in the United States of America and, therefore, include amounts based on informed judgments and estimates. We also accept responsibility for the preparation of other financial information that is included in this document.

### Report on Internal Control Over Financial Reporting

The management of the Company is responsible for establishing and maintaining adequate internal control over financial reporting as defined in Rules 13a-15(f) and 15d-15(f) under the Securities Exchange Act of 1934. The Company's internal control over financial reporting is designed to provide reasonable assurance regarding the reliability of financial reporting and the preparation of financial statements for external purposes in accordance with generally accepted accounting principles in the United States of America. The Company's internal control over financial reporting includes those policies and procedures that: (i) pertain to the maintenance of records that, in reasonable detail, accurately and fairly reflect the transactions and dispositions of the assets of the Company; (ii) provide reasonable assurance that transactions are recorded as necessary to permit preparation of financial statements in accordance with generally accepted accounting principles, and that receipts and expenditures of the Company are being made only in accordance with authorizations of management and directors of the Company; and (iii) provide reasonable assurance regarding prevention or timely detection of unauthorized acquisition, use or disposition of the Company's assets that could have a material effect on the financial statements.

Because of its inherent limitations, internal control over financial reporting may not prevent or detect misstatements. Also, projections of any evaluation of effectiveness to future periods are subject to the risk that controls may become inadequate because of changes in conditions, or that the degree of compliance with the policies or procedures may deteriorate. Management assessed the effectiveness of the Company's internal control over financial reporting as of December 31, 2008. In making this assessment, management used the criteria set forth by the Committee of Sponsoring Organizations of the Treadway Commission in Internal Control-Integrated Framework. Based on our assessment and those criteria, management believes that the Company maintained effective internal control over financial reporting as of December 31, 2008.

The Company's independent auditors have issued their auditors' report on the Company's internal control over financial reporting. That report appears in our 2008 Financial Report under the heading, *Report of Independent Registered Public Accounting Firm on Internal Control Over Financial Reporting*.

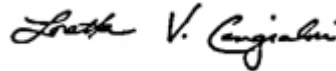


**Jeffrey B. Kindler**  
Chairman and Chief Executive Officer



**Frank A. D'Amelio**  
Principal Financial Officer

February 27, 2009



**Loretta V. Cangialosi**  
Principal Accounting Officer

---

## Audit Committee's Report

---

The Audit Committee reviews the Company's financial reporting process on behalf of the Board of Directors. Management has the primary responsibility for the financial statements and the reporting process, including the system of internal controls.

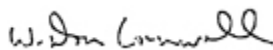
In this context, the Committee has met and held discussions with management and the independent registered public accounting firm regarding the fair and complete presentation of the Company's results and the assessment of the Company's internal control over financial reporting. The Committee has discussed significant accounting policies applied by the Company in its financial statements, as well as alternative treatments. Management represented to the Committee that the Company's consolidated financial statements were prepared in accordance with accounting principles generally accepted in the United States of America, and the Committee has reviewed and discussed the consolidated financial statements with management and the independent registered public accounting firm. The Committee discussed with the independent registered public accounting firm matters required to be discussed by statement on Auditing Standards No. 61, as amended (AICPA, *Professional Standards*, Vol. 1, AU section 380), as adopted by the Public Company Accounting Oversight Board in Rule 3200T.

In addition, the Committee has reviewed and discussed with the independent registered public accounting firm the auditor's independence from the Company and its management. As part of that review, the Committee received the written disclosures and the letter required by applicable requirements of the Public Company Accounting Oversight Board regarding the independent accountant's communications with the Audit Committee concerning independence and the Committee has discussed the independent registered public accounting firm's independence from the Company. The Committee also has considered whether the independent registered public accounting firm's provision of non-audit services to the Company is compatible with the auditor's independence. The Committee has concluded that the independent registered public accounting firm is independent from the Company and its management.

The Committee reviewed and discussed Company policies with respect to risk assessment and risk management.

The Committee discussed with the Company's internal auditors and the independent registered public accounting firm the overall scope and plans for their respective audits. The Committee met with the internal auditors and the independent registered public accounting firm, with and without management present, to discuss the results of their examinations, the evaluations of the Company's internal controls, and the overall quality of the Company's financial reporting.

In reliance on the reviews and discussions referred to above, the Committee recommended to the Board of Directors, and the Board has approved, that the audited financial statements be included in the Company's Annual Report on Form 10-K for the year ended December 31, 2008, for filing with the Securities and Exchange Commission. The Committee has selected and the Board of Directors has ratified, subject to shareholder ratification, the selection of the Company's independent registered public accounting firm.



**W. Don Cornwall**  
Chair, Audit Committee

February 27, 2009

*The Audit Committee's Report shall not be deemed to be filed or incorporated by reference into any Company filing under the Securities Act of 1933, as amended, or the Securities Exchange Act of 1934, as amended, except to the extent that the Company specifically incorporates the Audit Committee's Report by reference therein.*

---

## Report of Independent Registered Public Accounting Firm on the Consolidated Financial Statements

---

### The Board of Directors and Shareholders of Pfizer Inc.:

We have audited the accompanying consolidated balance sheets of Pfizer Inc. and Subsidiary Companies as of December 31, 2008 and 2007, and the related consolidated statements of income, shareholders' equity, and cash flows for each of the years in the three-year period ended December 31, 2008. These consolidated financial statements are the responsibility of the Company's management. Our responsibility is to express an opinion on these consolidated financial statements based on our audits.

We conducted our audits in accordance with the standards of the Public Company Accounting Oversight Board (United States). Those standards require that we plan and perform the audit to obtain reasonable assurance about whether the financial statements are free of material misstatement. An audit includes examining, on a test basis, evidence supporting the amounts and disclosures in the financial statements. An audit also includes assessing the accounting principles used and significant estimates made by management, as well as evaluating the overall financial statement presentation. We believe that our audits provide a reasonable basis for our opinion.

In our opinion, the consolidated financial statements referred to above present fairly, in all material respects, the financial position of Pfizer Inc. and Subsidiary Companies as of December 31, 2008 and 2007, and the results of their operations and their cash flows for each of the years in the three-year period ended December 31, 2008, in conformity with U.S. generally accepted accounting principles.

We also have audited, in accordance with the standards of the Public Company Accounting Oversight Board (United States), the effectiveness of Pfizer Inc. and Subsidiary Companies' internal control over financial reporting as of December 31, 2008, based on criteria established in Internal Control—Integrated Framework issued by the Committee of Sponsoring Organizations of the Treadway Commission (COSO), and our report dated February 27, 2009 expressed an unqualified opinion on the effective operation of the Company's internal control over financial reporting.

**KPMG LLP**

**KPMG LLP**  
New York, New York

February 27, 2009



---

## Report of Independent Registered Public Accounting Firm on Internal Control Over Financial Reporting

---

### The Board of Directors and Shareholders of Pfizer Inc.:

We have audited the internal control over financial reporting of Pfizer Inc. and Subsidiary Companies as of December 31, 2008, based on criteria established in Internal Control—Integrated Framework issued by the Committee of Sponsoring Organizations of the Treadway Commission (COSO). Pfizer Inc. and Subsidiary Companies' management is responsible for maintaining effective internal control over financial reporting and for its assessment of the effectiveness of internal control over financial reporting included in the accompanying Management's Report on Internal Control Over Financial Reporting. Our responsibility is to express an opinion on the Company's internal control over financial reporting based on our audit.

We conducted our audit in accordance with the standards of the Public Company Accounting Oversight Board (United States). Those standards require that we plan and perform the audit to obtain reasonable assurance about whether effective internal control over financial reporting was maintained in all material respects. Our audit included obtaining an understanding of internal control over financial reporting, assessing the risk that a material weakness exists and testing and evaluating the design and operating effectiveness of internal control, based on the assessed risk. Our audit also included performing such other procedures as we considered necessary in the circumstances. We believe that our audit provides a reasonable basis for our opinion.

A company's internal control over financial reporting is a process designed to provide reasonable assurance regarding the reliability of financial reporting and the preparation of financial statements for external purposes in accordance with generally accepted accounting principles. A company's internal control over financial reporting includes those policies and procedures that (i) pertain to the maintenance of records that, in reasonable detail, accurately and fairly reflect the transactions and dispositions of the assets of the company; (ii) provide reasonable assurance that transactions are recorded as necessary to permit preparation of financial statements in accordance with generally accepted accounting principles, and that receipts and expenditures of the company are being made only in accordance with authorizations of management and directors of the company; and (iii) provide reasonable assurance regarding prevention or timely detection of unauthorized acquisition, use, or disposition of the company's assets that could have a material effect on the financial statements.

Because of its inherent limitations, internal control over financial reporting may not prevent or detect misstatements. Also, projections of any evaluation of effectiveness to future periods are subject to the risk that controls may become inadequate because of changes in conditions, or that the degree of compliance with the policies or procedures may deteriorate.

In our opinion, Pfizer Inc. and Subsidiary Companies maintained, in all material respects, effective internal control over financial reporting as of December 31, 2008, based on criteria established in Internal Control—Integrated Framework issued by the Committee of Sponsoring Organizations of the Treadway Commission (COSO).

We also have audited, in accordance with the standards of the Public Company Accounting Oversight Board (United States), the consolidated balance sheets of Pfizer Inc. and Subsidiary Companies as of December 31, 2008 and 2007, and the related consolidated statements of income, shareholders' equity, and cash flows for each of the years in the three-year period ended December 31, 2008, and our report dated February 27, 2009 expressed an unqualified opinion on those consolidated financial statements.

**KPMG LLP**

**KPMG LLP**  
New York, New York

February 27, 2009

## Consolidated Statements of Income

Pfizer Inc and Subsidiary Companies

(MILLIONS, EXCEPT PER COMMON SHARE DATA)	YEAR ENDED DECEMBER 31,		
	2008	2007	2006
Revenues	\$ 48,296	\$ 48,418	\$ 48,371
Costs and expenses:			
Cost of sales <sup>(a)</sup>	8,112	11,239	7,640
Selling, informational and administrative expenses <sup>(a)</sup>	14,537	15,626	15,589
Research and development expenses <sup>(a)</sup>	7,945	8,089	7,599
Amortization of intangible assets	2,668	3,128	3,261
Acquisition-related in-process research and development charges	633	283	835
Restructuring charges and acquisition-related costs	2,675	2,534	1,323
Other (income)/deductions—net	2,032	(1,759)	(904)
Income from continuing operations before provision for taxes on income, and minority interests	9,694	9,278	13,028
Provision for taxes on income	1,645	1,023	1,992
Minority interests	23	42	12
Income from continuing operations	8,026	8,213	11,024
Discontinued operations:			
Income/(loss) from discontinued operations—net of tax	(2)	(3)	433
Gains/(losses) on sales of discontinued operations—net of tax	80	(66)	7,880
Discontinued operations—net of tax	78	(69)	8,313
Net income	\$ 8,104	\$ 8,144	\$ 19,337
<b>Earnings per common share—basic</b>			
Income from continuing operations	\$ 1.19	\$ 1.19	\$ 1.52
Discontinued operations	0.01	(0.01)	1.15
Net income	\$ 1.20	\$ 1.18	\$ 2.67
<b>Earnings per common share—diluted</b>			
Income from continuing operations	\$ 1.19	\$ 1.18	\$ 1.52
Discontinued operations	0.01	(0.01)	1.14
Net income	\$ 1.20	\$ 1.17	\$ 2.66
Weighted-average shares—basic	6,727	6,917	7,242
Weighted-average shares—diluted	6,750	6,939	7,274

<sup>(a)</sup>Exclusive of amortization of intangible assets, except as disclosed in Note 1K. *Amortization of Intangible Assets, Depreciation and Certain Long-Lived Assets.*

See Notes to Consolidated Financial Statements, which are an integral part of these statements.

## Consolidated Balance Sheets

Pfizer Inc and Subsidiary Companies

(MILLIONS, EXCEPT PREFERRED STOCK ISSUED AND PER COMMON SHARE DATA)	AS OF DECEMBER 31,	
	2008	2007
<b>Assets</b>		
Cash and cash equivalents	\$ 2,122	\$ 3,406
Short-term investments	21,609	22,069
Accounts receivable, less allowance for doubtful accounts: 2008—\$190; 2007—\$223	8,958	9,843
Short-term loans	824	617
Inventories	4,381	5,302
Taxes and other current assets	5,034	5,498
Assets held for sale	148	114
Total current assets	43,076	46,849
Long-term investments and loans	11,478	4,856
Property, plant and equipment, less accumulated depreciation	13,287	15,734
Goodwill	21,464	21,382
Identifiable intangible assets, less accumulated amortization	17,721	20,498
Other assets, deferred taxes and deferred charges	4,122	5,949
Total assets	\$ 111,148	\$ 115,268
<b>Liabilities and Shareholders' Equity</b>		
Short-term borrowings, including current portion of long-term debt: 2008—\$937; 2007—\$1,024	\$ 9,320	\$ 5,825
Accounts payable	1,751	2,270
Dividends payable	2,159	2,163
Income taxes payable	656	1,380
Accrued compensation and related items	1,667	1,974
Other current liabilities	11,456	8,223
Total current liabilities	27,009	21,835
Long-term debt	7,963	7,314
Pension benefit obligations	4,235	2,599
Postretirement benefit obligations	1,604	1,708
Deferred taxes	2,959	7,696
Other taxes payable	6,568	6,246
Other noncurrent liabilities	3,070	2,746
Total liabilities	53,408	50,144
Minority interests	184	114
Preferred stock, without par value, at stated value; 27 shares authorized; issued: 2008—1,804; 2007—2,302	73	93
Common stock, \$0.05 par value; 12,000 shares authorized; issued: 2008—8,863; 2007—8,850	443	442
Additional paid-in capital	70,283	69,913
Employee benefit trust	(425)	(550)
Treasury stock, shares at cost; 2008—2,117; 2007—2,089	(57,391)	(56,847)
Retained earnings	49,142	49,660
Accumulated other comprehensive income/(expense)	(4,569)	2,299
Total shareholders' equity	57,556	65,010
Total liabilities and shareholders' equity	\$ 111,148	\$ 115,268

See Notes to Consolidated Financial Statements, which are an integral part of these statements.

## Consolidated Statements of Shareholders' Equity

Pfizer Inc and Subsidiary Companies

(MILLIONS, EXCEPT PREFERRED SHARES)	PREFERRED STOCK		COMMON STOCK		ADDITIONAL PAID-IN CAPITAL	EMPLOYEE BENEFIT TRUST		TREASURY STOCK		RETAINED EARNINGS	ACCUM. OTHER COMPRE- HENSIVE INC./(EXP.)	TOTAL
	SHARES	STATED VALUE	SHARES	PAR VALUE		SHARES	FAIR VALUE	SHARES	COST			
Balance, January 1, 2006	4,193	\$ 169	8,784	\$ 439	\$ 67,759	(40)	\$ (923)	(1,423)	\$ (39,767)	\$ 37,608	\$ 479	\$ 65,764
Comprehensive income:												
Net income										19,337		19,337
Total other comprehensive income—net of tax											1,192	1,192
Total comprehensive income												20,529
Adoption of new accounting standard—net of tax											(2,140)	(2,140)
Cash dividends declared— common stock												
preferred stock										(7,268)		(7,268)
Stock option transactions			28	1	896	11	286	(6)	(8)	(8)		1,175
Purchases of common stock								(266)	(6,979)			(6,979)
Employee benefit trust transactions—net					152	(1)	(151)					1
Preferred stock conversions and redemptions	(696)	(28)										(10)
Other			7	1	285					6		294
Balance, December 31, 2006	3,497	141	8,819	441	69,104	(30)	(788)	(1,695)	(46,740)	49,669	(469)	71,358
Comprehensive income:												
Net income										8,144		8,144
Total other comprehensive income—net of tax											2,768	2,768
Total comprehensive income												10,912
Adoption of new accounting standard										11		11
Cash dividends declared— common stock												
preferred stock										(8,156)		(8,156)
Stock option transactions			23	1	738	5	121	—	(7)	(8)		853
Purchases of common stock								(395)	(9,994)			(9,994)
Employee benefit trust transactions—net					(49)	1	117					68
Preferred stock conversions and redemptions	(1,195)	(48)			(25)			1	5			(68)
Other			8	—	145			—	(111)			34
Balance, December 31, 2007	2,302	93	8,850	442	69,913	(24)	(550)	(2,089)	(56,847)	49,660	2,299	65,010
Comprehensive income:												
Net income										8,104		8,104
Total other comprehensive expense—net of tax											(6,868)	(6,868)
Total comprehensive income												1,236
Cash dividends declared— common stock												
preferred stock										(8,617)		(8,617)
Stock option transactions					207	1	32			(5)		239
Purchases of common stock								(26)	(500)			(500)
Employee benefit trust transactions—net					(113)	(1)	93					(20)
Preferred stock conversions and redemptions	(498)	(20)			(7)				2			(25)
Other			13	1	283			(2)	(46)			238
<b>Balance, December 31, 2008</b>	<b>1,804</b>	<b>\$ 73</b>	<b>8,863</b>	<b>\$ 443</b>	<b>\$ 70,283</b>	<b>(24)</b>	<b>\$ (425)</b>	<b>(2,117)</b>	<b>\$ (57,391)</b>	<b>\$ 49,142</b>	<b>\$ (4,569)</b>	<b>\$ 57,556</b>

See Notes to Consolidated Financial Statements, which are an integral part of these statements.

## Consolidated Statements of Cash Flows

Pfizer Inc and Subsidiary Companies

(MILLIONS OF DOLLARS)	YEAR ENDED DECEMBER 31,		
	2008	2007	2006
<b>Operating Activities</b>			
Net income	\$ 8,104	\$ 8,144	\$ 19,337
Adjustments to reconcile net income to net cash provided by operating activities:			
Depreciation and amortization	5,090	5,200	5,293
Share-based compensation expense	384	437	655
Acquisition-related in-process research and development charges	633	283	835
Certain intangible asset impairments and other associated non-cash charges	—	2,220	320
Gains on disposals	(14)	(326)	(280)
(Gains)/losses on sales of discontinued operations	(6)	168	(10,243)
Deferred taxes from continuing operations	(1,331)	(2,788)	(1,525)
Other deferred taxes	—	—	(420)
Other non-cash adjustments	519	815	606
Changes in assets and liabilities, net of effect of businesses acquired and divested:			
Accounts receivable	195	(320)	(172)
Inventories	294	720	118
Other assets	(538)	(647)	314
Accounts payable and accrued liabilities	3,797	1,509	(450)
Taxes	647	(2,002)	2,909
Other liabilities	464	(60)	297
Net cash provided by operating activities	18,238	13,353	17,594
<b>Investing Activities</b>			
Purchases of property, plant and equipment	(1,701)	(1,880)	(2,050)
Purchases of short-term investments	(35,705)	(25,426)	(9,597)
Proceeds from redemptions and sales of short-term investments	35,796	30,288	20,771
Purchases of long-term investments	(9,357)	(1,635)	(1,925)
Proceeds from redemptions and sales of long-term investments	1,009	172	233
Purchases of other assets	(210)	(111)	(153)
Proceeds from sales of businesses, products and product lines	12	24	200
Acquisitions, net of cash acquired	(1,184)	(464)	(2,320)
Other	(1,495)	(173)	(58)
Net cash (used in)/provided by investing activities	(12,835)	795	5,101
<b>Financing Activities</b>			
Increase in short-term borrowings, net	40,119	3,155	1,040
Principal payments on short-term borrowings	(37,264)	(764)	(11,969)
Proceeds from issuances of long-term debt	605	2,573	1,050
Principal payments on long-term debt	(1,053)	(64)	(55)
Purchases of common stock	(500)	(9,994)	(6,979)
Cash dividends paid	(8,541)	(7,975)	(6,919)
Stock option transactions and other	74	459	732
Net cash used in financing activities	(6,560)	(12,610)	(23,100)
Effect of exchange-rate changes on cash and cash equivalents	(127)	41	(15)
Net (decrease)/ increase in cash and cash equivalents	(1,284)	1,579	(420)
Cash and cash equivalents at beginning of year	3,406	1,827	2,247
Cash and cash equivalents at end of year	\$ 2,122	\$ 3,406	\$ 1,827
<b>Supplemental Cash Flow Information</b>			
Non-cash transactions:			
Sale of the Consumer Healthcare business <sup>(a)</sup>	\$ —	\$ —	\$ 16,429
Cash paid during the period for:			
Income taxes	\$ 2,252	\$ 5,617	\$ 3,443
Interest	782	643	715

(a) Reflects portion of proceeds received in the form of short-term investments.

See Notes to Consolidated Financial Statements, which are an integral part of these statements.

---

## Notes to Consolidated Financial Statements

Pfizer Inc and Subsidiary Companies

---

### 1. Significant Accounting Policies

#### A. Consolidation and Basis of Presentation

The consolidated financial statements include our parent company and all subsidiaries, including those operating outside the U.S., and are prepared in accordance with accounting principles generally accepted in the United States of America (U.S. GAAP). The consolidation decision requires consideration of majority voting interests, as well as effective economic or other control. Typically, we do not seek control by means other than voting interests and we do not have significant interests in non-consolidated entities. For subsidiaries operating outside the U.S., the financial information is included as of and for the year ended November 30 for each year presented. Substantially all unremitted earnings of international subsidiaries are free of legal and contractual restrictions. All significant transactions among our businesses have been eliminated.

#### B. New Accounting Standards

**Financial Instruments—Fair Value**—As of January 1, 2008, we adopted on a prospective basis certain required provisions of SFAS No. 157, *Fair Value Measurements*. Those provisions relate to our financial assets and liabilities carried at fair value and our fair value disclosures related to financial assets and liabilities. SFAS No. 157, as amended, defines fair value, expands related disclosure requirements and specifies a hierarchy of valuation techniques based on the nature of the inputs used to develop the fair value measures. Fair value is defined as the price that would be received to sell an asset or paid to transfer a liability in an orderly transaction between market participants at the measurement date. There are three levels of inputs to fair value measurements—Level 1, meaning the use of quoted prices for identical instruments in active markets; Level 2, meaning the use of quoted prices for similar instruments in active markets or quoted prices for identical or similar instruments in markets that are not active or are directly or indirectly observable; and Level 3, meaning the use of unobservable inputs. Observable market data should be used when available.

Many, but not all, of our financial instruments are carried at fair value. For example, substantially all of our cash equivalents, short-term investments and long-term investments are classified as available-for-sale securities and are carried at fair value, with unrealized gains and losses, net of tax, reported in *Other comprehensive income/(expense)*. Derivative financial instruments are carried at fair value in various balance sheet categories (see *Note 9D. Financial Instruments: Derivative Financial Instruments and Hedging Activities*), with changes in fair value reported in current earnings or deferred on qualifying hedging relationships. Virtually all of our valuation measurements use Level 2 inputs. The adoption of SFAS No. 157, as amended, did not have a significant impact on our consolidated financial statements. As of January 1, 2008, we did not elect to adopt SFAS No. 157, as amended, for acquired nonfinancial assets and assumed nonfinancial liabilities.

**Goodwill and Other Intangible Assets—Other Intangible Assets**—As of January 1, 2008, we adopted the provisions of Emerging Issues Task Force (EITF) Issue No. 07-3, *Accounting for Nonrefundable Advance Payments for Goods or Services to Be Used in Future Research and Development Activities*, for new contracts entered into on or after that date. EITF Issue No. 07-3 requires that non-refundable advance payments for goods and services that will be used in future research and development (R&D) activities be expensed when the R&D activity has been performed or when the R&D goods have been received rather than when the payment is made. The adoption of EITF Issue No. 07-3 did not have a significant impact on our consolidated financial statements.

**Taxes on Income—Income Tax Contingencies**—As of January 1, 2007, we adopted the provisions of FASB Interpretation No. 48 (FIN 48), *Accounting for Uncertainty in Income Taxes, an interpretation of SFAS 109, Accounting for Income Taxes*, as amended, and changed our policy related to the accounting for income tax contingencies to a 'more-likely-than-not' standard from a 'probable' standard. To understand the cumulative effect of this accounting change, see *Note 7A. Taxes on Income: Adoption of New Accounting Standard*.

**Pension and Postretirement Benefit Plans and Defined Contribution Plans**—As of December 31, 2006, we adopted the provisions of SFAS No. 158, *Employers' Accounting for Defined Benefit Pension and Other Postretirement Plans (an amendment of Financial Accounting Standards Board (FASB) Statements No. 87, 88, 106 and 132R)*. SFAS 158 requires us to recognize on our consolidated balance sheet the difference between our benefit obligations and any plan assets of our benefit plans. In addition, we are required to recognize as part of other comprehensive income/(expense), net of taxes, gains and losses due to differences between our actuarial assumptions and actual experience (actuarial gains and losses) and any effects on prior service due to plan amendments (prior service costs or credits) that arise during the period and which are not yet recognized as net periodic benefit costs. At adoption date, we recognized the previously unrecognized actuarial gains and losses, prior service costs and credits and net transition amounts within *Accumulated other comprehensive income/(expense)*, net of tax. To understand the cumulative effect of this accounting change, see *Note 13A. Pension and Postretirement Benefit Plans and Defined Contribution Plans: Adoption of New Accounting Standard*.

#### C. Estimates and Assumptions

In preparing the consolidated financial statements, we use certain estimates and assumptions that affect reported amounts and disclosures. These estimates and underlying assumptions can impact all elements of our financial statements. For example, in the consolidated statement of income, estimates are used when accounting for deductions from revenues (such as rebates, chargebacks, sales returns and sales allowances), determining cost of sales, allocating cost in the form of depreciation and amortization, and estimating restructuring charges and the impact of contingencies. On the consolidated balance sheet, estimates are used in determining the valuation and recoverability of assets, such as accounts receivables, investments, inventories, fixed assets and intangible assets (including goodwill), and estimates are used in determining the reported amounts of liabilities, such as taxes payable, benefit obligations, the impact of contingencies, rebates, chargebacks, sales returns and sales allowances and restructuring reserves.

---

## Notes to Consolidated Financial Statements

Pfizer Inc and Subsidiary Companies

---

We regularly evaluate our estimates and assumptions, using historical experience and other factors, including the economic environment. Our estimates are often based on complex judgments, probabilities and assumptions that we believe to be reasonable but that are inherently uncertain and unpredictable.

As future events and their effects cannot be determined with precision, our estimates and assumptions may prove to be incomplete or inaccurate, or unanticipated events and circumstances may occur that might cause us to change those estimates and assumptions. Market conditions, such as illiquid credit markets, volatile equity markets, dramatic fluctuations in foreign currency rates and economic recession, can increase the uncertainty already inherent in our estimates and assumptions. We adjust our estimates and assumptions when facts and circumstances indicate the need for change. Those changes will be reflected in our financial statements on a prospective basis. It is possible that other professionals, applying reasonable judgment to the same facts and circumstances, could develop and support a range of alternative estimated amounts. We are also subject to other risks and uncertainties that may cause actual results to differ from estimated amounts, such as changes in the healthcare environment, competition, litigation, legislation and regulations. These and other risks and uncertainties are discussed in the accompanying Financial Review, which is unaudited, under the headings "Our Operating Environment and Response to Key Opportunities and Challenges" and "Forward-Looking Information and Factors That May Affect Future Results."

### D. Contingencies

We and certain of our subsidiaries are involved in various patent, product liability, consumer, commercial, securities, environmental and tax litigations and claims; government investigations; and other legal proceedings that arise from time to time in the ordinary course of our business. Except for income tax contingencies, we record accruals for contingencies to the extent that we conclude their occurrence is probable and that the related liabilities are estimable and we record anticipated recoveries under existing insurance contracts when assured of recovery. For tax matters, beginning in 2007 upon the adoption of a new accounting standard, we record accruals for income tax contingencies to the extent that we conclude that a tax position is not sustainable under a 'more-likely-than-not' standard and we record our estimate of the potential tax benefits in one tax jurisdiction that could result from the payment of income taxes in another tax jurisdiction when we conclude that the potential recovery is more likely than not. (See Note 1B, *Significant Accounting Policies: New Accounting Standards* and Note 7E, *Taxes on Income: Tax Contingencies*.) We consider many factors in making these assessments. Because litigation and other contingencies are inherently unpredictable and excessive verdicts do occur, these assessments can involve a series of complex judgments about future events and can rely heavily on estimates and assumptions (see Note 1C, *Significant Accounting Policies: Estimates and Assumptions*).

### E. Acquisitions

Our consolidated financial statements reflect an acquired business after the completion of the acquisition and are not restated. We account for acquired businesses using the purchase method of accounting, which requires that most assets acquired and liabilities assumed be recorded at the date of acquisition at their fair values. Any excess of the purchase price over the assigned values of the net assets acquired is recorded as goodwill. Amounts allocated to acquired in-process research and development (IPR&D) have been expensed at the date of acquisition. When we have acquired net assets that do not constitute a business under U.S. GAAP, no goodwill has been recognized.

### F. Foreign Currency Translation

For most international operations, local currencies have been determined to be the functional currencies. We translate functional currency assets and liabilities to their U.S. dollar equivalents at rates in effect at the balance sheet date and record these translation adjustments in *Shareholders' equity—Accumulated other comprehensive income/(expense)*. We translate functional currency statement of income amounts at average rates for the period. The effects of converting non-functional currency assets and liabilities into the functional currency are recorded in *Other (income)/deductions—net*.

For operations in highly inflationary economies, we translate monetary items at rates in effect at the balance sheet date, with translation adjustments recorded in *Other (income)/deductions—net*, and nonmonetary items at historical rates.

### G. Revenues

**Revenue Recognition**—We record revenues from product sales when the goods are shipped and title passes to the customer. At the time of sale, we also record estimates for a variety of sales deductions, such as sales rebates, discounts and incentives, and product returns. When we cannot reasonably estimate the amount of future product returns, we record revenues when the risk of product return has been substantially eliminated.

**Deductions from Revenues**—Gross product sales are subject to a variety of deductions that are generally estimated and recorded in the same period that the revenues are recognized and primarily represent rebates and discounts to government agencies, wholesalers, distributors and managed care organizations with respect to our pharmaceutical products. These deductions represent estimates of the related obligation and, as such, judgment and knowledge of market conditions and practices are required when estimating the impact of these sales deductions on gross sales for a reporting period.

Specifically:

- In the U.S., we record provisions for pharmaceutical Medicaid, Medicare and contract rebates based upon our experience ratio of rebates paid and actual prescriptions written during prior quarters. We apply the experience ratio to the respective period's sales to determine the rebate accrual and related expense. This experience ratio is evaluated regularly to ensure that the historical trends are as current as practicable. As appropriate, we will adjust the ratio to better match our current experience or our expected future experience. In assessing this ratio, we consider current contract terms, such as changes in formulary status and discount rates.
- Outside the U.S., the majority of our pharmaceutical rebates, discounts and price reductions are contractual or legislatively mandated and our estimates are based on actual invoiced sales within each period; both of these elements help to reduce the risk of variations in the estimation process. Some European countries base their rebates on the government's unbudgeted pharmaceutical spending and

---

## Notes to Consolidated Financial Statements

Pfizer Inc and Subsidiary Companies

---

we use an estimated allocation factor (based on historical payments) and total revenues by country against our actual invoiced sales to project the expected level of reimbursement. We obtain third-party information that helps us to monitor the adequacy of these accruals.

- Provisions for pharmaceutical chargebacks (primarily reimbursements to wholesalers for honoring contracted prices to third parties) closely approximate actual as we settle these deductions generally within two to four weeks of incurring the liability.
- Provisions for pharmaceutical returns are based on a calculation at each market that incorporates the following, as appropriate: local returns policies and practices; returns as a percentage of sales; an understanding of the reasons for past returns; estimated shelf-life by product; an estimate of the amount of time between shipment and return or lag time; and any other factors that could impact the estimate of future returns, such as loss of exclusivity, product recalls, or a changing competitive environment, as appropriate.
- We record sales incentives as a reduction of revenues at the time the related revenues are recorded or when the incentive is offered, whichever is later. We estimate the cost of our sales incentives based on our historical experience with similar incentives programs.
- Our accruals for Medicaid rebates, Medicare rebates, performance-based contract rebates and chargebacks were \$1.5 billion as of December 31, 2008, and \$1.4 billion as of December 31, 2007, and are included in *Other current liabilities*.

Taxes collected from customers relating to product sales and remitted to governmental authorities are presented on a net basis; that is, they are excluded from *Revenues*.

**Alliances**—We have agreements to co-promote pharmaceutical products discovered by other companies. Alliance revenues are earned when our co-promotion partners ship the related product and title passes to their customer. Alliance revenues are primarily based upon a percentage of our co-promotion partners' net sales. Expenses for selling and marketing these products are included in *Selling, informational and administrative expenses*.

### H. Cost of Sales and Inventories

We value inventories at lower of cost or market. Cost is determined as follows:

- finished goods and work in process at average actual cost; and
- raw materials and supplies at average or latest actual cost.

### I. Selling, Informational and Administrative Expenses

Selling, informational and administrative costs are expensed as incurred. Among other things, these expenses include the costs of marketing, advertising, shipping and handling, information technology and non-manufacturing employee compensation.

Advertising expenses relating to production costs are expensed as incurred and the costs of radio time, television time and space in publications are expensed when the related advertising occurs. Advertising expenses totaled approximately \$2.6 billion in 2008, \$2.7 billion in 2007 and \$2.6 billion in 2006.

### J. Research and Development Expenses

Research and development (R&D) costs are expensed as incurred. These expenses include the costs of our proprietary R&D efforts, as well as costs incurred in connection with our third-party collaboration efforts. Before a compound receives regulatory approval, we record milestone payments made by us to third parties under contracted R&D arrangements as expense when the specific milestone has been achieved. Once a compound receives regulatory approval, we record any subsequent milestone payments in *Identifiable intangible assets, less accumulated amortization* and, unless the assets are determined to have an indefinite life, we amortize them evenly over the remaining agreement term or the expected product life cycle, whichever is shorter.

### K. Amortization of Intangible Assets, Depreciation and Certain Long-Lived Assets

Long-lived assets include:

- *Goodwill*—Goodwill represents the excess of the purchase price of an acquired business over the assigned values of its net assets. Goodwill is not amortized.
- *Identifiable intangible assets, less accumulated amortization*—These acquired assets are recorded at our cost. Intangible assets with finite lives are amortized evenly over their estimated useful lives. Intangible assets with indefinite lives are not amortized.
- *Property, plant and equipment, less accumulated depreciation*—These assets are recorded at original cost and increased by the cost of any significant improvements after purchase. We depreciate the cost evenly over the assets' estimated useful lives. For tax purposes, accelerated depreciation methods are used as allowed by tax laws.

Amortization expense related to acquired intangible assets that contribute to our ability to sell, manufacture, research, market and distribute products, compounds and intellectual property are included in *Amortization of intangible assets* as they benefit multiple business functions. Amortization expense related to intangible assets that are associated with a single function and depreciation of property, plant and equipment are included in *Cost of sales, Selling, informational and administrative expenses* and *Research and development expenses*, as appropriate.

We review all of our long-lived assets, including goodwill and other intangible assets, for impairment indicators at least annually and we perform detailed impairment testing for goodwill and indefinite-lived assets annually and for all other long-lived assets whenever impairment indicators are present. When necessary, we record charges for impairments of long-lived assets for the amount by which the present value of future cash flows, or some other fair value measure, is less than the carrying value of these assets. The process



---

## Notes to Consolidated Financial Statements

Pfizer Inc and Subsidiary Companies

---

for evaluating goodwill requires the calculation of the fair value of the corresponding business segment and determining the implied fair value of goodwill by subtracting the fair value of all the identifiable net assets other than goodwill from the fair value of the business segment.

### L. Acquisition-Related In-Process Research and Development Charges and Restructuring Charges and Acquisition-Related Costs

When recording acquisitions, we have expensed amounts related to acquired IPR&D in *Acquisition-related in-process research and development charges*.

We may incur restructuring charges in connection with our cost-reduction initiatives, as well as in connection with acquisitions, when we implement plans to restructure and integrate the acquired operations. For restructuring charges associated with a business acquisition that are identified in the first year after the acquisition date, the related costs have been recorded as additional goodwill, if any, because they have been considered to be liabilities assumed in the acquisition. All other restructuring charges, all integration costs and any charges related to our pre-existing businesses impacted by an acquisition have been expensed as incurred in *Restructuring charges and acquisition-related costs*. Termination costs are a significant component of our restructuring charges and are recorded when the actions are probable and estimable.

### M. Cash Equivalents and Statement of Cash Flows

Cash equivalents include items almost as liquid as cash, such as certificates of deposit and time deposits with maturity periods of three months or less when purchased. If items meeting this definition are part of a larger investment pool, we classify them as *Short-term investments*.

Cash flows associated with financial instruments designated as fair value or cash flow hedges may be included in operating, investing or financing activities, depending on the classification of the items being hedged. Cash flows associated with financial instruments designated as net investment hedges are classified according to the nature of the hedge instrument. Cash flows associated with financial instruments that do not qualify for hedge accounting treatment are classified according to their purpose and accounting nature.

### N. Investments, Loans and Derivative Financial Instruments

Many, but not all, of our financial instruments are carried at fair value. For example, substantially all of our cash equivalents, short-term investments and long-term investments are classified as available-for-sale securities and are carried at fair value, with unrealized gains and losses, net of tax, reported in *Other comprehensive income/(expense)*. Derivative financial instruments are carried at fair value in various balance sheet categories (see *Note 9D. Financial Instruments: Derivative Financial Instruments and Hedging Activities*), with changes in fair value reported in current earnings or deferred on qualifying hedging relationships. Virtually all of our valuation measurements are based on the use of quoted prices for similar instruments in active markets or quoted prices for identical or similar instruments in markets that are not active or are directly or indirectly observable.

Realized gains or losses on sales of investments are determined by using the specific identification cost method.

### O. Income Tax Contingencies

We account for income tax contingencies using a benefit recognition model. If we consider that a tax position is more likely than not of being sustained upon audit, based solely on the technical merits of the position, we recognize the benefit. We measure the benefit by determining the amount that is greater than 50% likely of being realized upon settlement, presuming that the tax position is examined by the appropriate taxing authority that has full knowledge of all relevant information. Under the benefit recognition model, if our initial assessment fails to result in the recognition of a tax benefit, we regularly monitor our position and subsequently recognize the tax benefit: (i) if there are changes in tax law or analogous case law that sufficiently raise the likelihood of prevailing on the technical merits of the position to more likely than not; (ii) if the statute of limitations expires; or (iii) if there is a completion of an audit resulting in a favorable settlement of that tax year with the appropriate agency. We regularly reevaluate our tax positions based on the results of audits of federal, state and foreign income tax filings, statute of limitations expirations, and changes in tax law that would either increase or decrease the technical merits of a position relative to the 'more-likely-than-not' standard. Liabilities associated with uncertain tax positions are classified as current only when we expect to pay cash within the next 12 months. Interest and penalties, if any, are recorded in *Provision for taxes on income* and are classified on our consolidated balance sheet with the related tax liability.

We are subject to income tax in many jurisdictions and a certain degree of estimation is required in recording the assets and liabilities related to income taxes. All of our tax positions are subject to audit by the local taxing authorities in each tax jurisdiction. Tax audits can involve complex issues and the resolution of issues may span multiple years, particularly if subject to negotiation or litigation.

### P. Pension and Postretirement Benefit Plans

We provide defined benefit pension plans for the majority of employees worldwide. In the U.S., we have both qualified and supplemental (non-qualified) defined benefit plans, as well as other postretirement benefit plans, consisting primarily of healthcare and life insurance for retirees. We recognize the overfunded or underfunded status of each of our defined benefit plans as an asset or liability on our consolidated balance sheet. The obligations are generally measured at the actuarial present value of all benefits attributable to employee service rendered, as provided by the applicable benefit formula. Our pension and other postretirement obligations may include assumptions such as long-term rate of return on plan assets, expected employee turnover and participant mortality. For our pension plans, the obligation may also include assumptions as to future compensation levels. For our other postretirement benefit plans, the obligation may include assumptions as to the expected cost of providing the healthcare and life insurance benefits, as well as the extent to which those costs are shared with the employee or others (such as governmental programs). Plan assets are measured at fair value. Net periodic benefit costs are recognized, as required, into *Cost of sales*, *Selling, informational and administrative* and *Research and development expenses*, as appropriate.

---

## Notes to Consolidated Financial Statements

Pfizer Inc and Subsidiary Companies

---

### Q. Share-Based Payments

Our compensation programs can include share-based payments. All grants under share-based payment programs are accounted for at fair value and these fair values are generally amortized on an even basis over the vesting terms into *Cost of sales, Selling, informational and administrative expenses* and *Research and development expenses*, as appropriate.

### 2. Acquisitions

We are committed to capitalizing on new growth opportunities, a strategy that can include acquisitions of companies, products or technologies. During the three years ended December 31, 2008, 2007 and 2006, we acquired the following:

- In the fourth quarter of 2008, we concluded the acquisition of a number of animal health product lines from Schering-Plough Corporation (Schering-Plough) for sale in the European Economic Area in the following categories: swine e.coli vaccines; equine influenza and tetanus vaccines; ruminant neonatal and clostridia vaccines; rabies vaccines; companion animal veterinary specialty products; and parasiticides and anti-inflammatories. The cost of acquiring these product lines was approximately \$170 million.
- In the second quarter of 2008, we acquired Encysive Pharmaceuticals Inc. (Encysive), a biopharmaceutical company, whose main product (Thelin), for the treatment of pulmonary arterial hypertension, is commercially available in much of the E.U., is approved in certain other markets, and is under review by the U.S. Food and Drug Administration (FDA). The cost of acquiring Encysive, through a tender offer and subsequent merger, was approximately \$200 million, including transaction costs. Upon our acquisition of Encysive, Encysive's change of control repurchase obligations under its \$130 million, 2.5% convertible notes came into effect and, as such, Encysive repurchased the convertible notes in consideration for their par value plus accrued interest in June 2008. In addition, in the second quarter of 2008, we acquired Serenex, Inc. (Serenex), a privately held biotechnology company that owns SNX-5422, an oral Heat Shock Protein 90 (Hsp90) inhibitor currently in phase I trials for the potential treatment of solid tumors and hematological malignancies, and an extensive Hsp90 inhibitor compound library, which has potential uses in treating cancer and inflammatory and neurodegenerative diseases. In connection with these acquisitions, we recorded approximately \$170 million in *Acquisition-related in-process research and development charges* and approximately \$450 million in intangible assets.
- In the first quarter of 2008, we acquired CovX, a privately held biotherapeutics company specializing in preclinical oncology and metabolic research and the developer of a biotherapeutics technology platform that we expect will enhance our biologic portfolio. Also in the first quarter of 2008, we acquired all of the outstanding shares of Coley Pharmaceutical Group, Inc., (Coley), a biopharmaceutical company specializing in vaccines and drug candidates designed to fight certain cancers, allergy and asthma disorders, and autoimmune diseases, for approximately \$230 million. In connection with these and two small acquisitions related to Animal Health, we recorded approximately \$440 million in *Acquisition-related in-process research and development charges*.
- In the first quarter of 2007, we acquired BioRexis Pharmaceutical Corp. (BioRexis), a privately held biopharmaceutical company with a novel technology platform for developing new protein drug candidates, and Embrex, Inc. (Embrex), an animal health company that possesses a unique vaccine delivery system known as Inovoject that improves consistency and reliability by inoculating chicks while they are still in the egg. In connection with these and other smaller acquisitions, we recorded \$283 million in *Acquisition-related in-process research and development charges*.
- In February 2006, we completed the acquisition of the sanofi-aventis worldwide rights, including patent rights and production technology, to manufacture and sell Exubera, an inhaled form of insulin, and the insulin-production business and facilities located in Frankfurt, Germany, previously jointly owned by Pfizer and sanofi-aventis, for approximately \$1.4 billion in cash (including transaction costs). Substantially all assets recorded in connection with this acquisition have now been written off. See *Note 4D. Certain Charges: Exubera*. Prior to the acquisition, in connection with our collaboration agreement with sanofi-aventis, we recorded a research and development milestone due to us from sanofi-aventis of \$118 million (\$71 million, after tax) in 2006 in *Research and development expenses* upon the approval of Exubera in January 2006 by the FDA.
- In December 2006, we completed the acquisition of PowderMed Ltd. (PowderMed), a U.K. company which specializes in the emerging science of DNA-based vaccines for the treatment of influenza and chronic viral diseases, and in May 2006, we completed the acquisition of Rinat Neurosciences Corp. (Rinat), a biologics company with several new central-nervous-system product candidates. In 2006, the aggregate cost of these and other smaller acquisitions was approximately \$880 million (including transaction costs). In connection with those transactions, we recorded \$835 million in *Acquisition-related in-process research and development charges*.

### 3. Discontinued Operations

We evaluate our businesses and product lines periodically for strategic fit within our operations.

In the fourth quarter of 2006, we sold our Consumer Healthcare business for \$16.6 billion, and recorded a gain of approximately \$10.2 billion (\$7.9 billion, net of tax) in *Gains on sales of discontinued operations—net of tax* in the consolidated statement of income for 2006. In 2007, we recorded a loss of approximately \$70 million, net of tax, primarily related to the resolution of contingencies, such as purchase price adjustments and product warranty obligations, as well as pension settlements. This business was composed of:

- substantially all of our former Consumer Healthcare segment;
- other associated amounts, such as purchase-accounting impacts, acquisition-related costs and restructuring and implementation costs related to our cost-reduction initiatives that were previously reported in the Corporate/Other segment; and

## Notes to Consolidated Financial Statements

Pfizer Inc and Subsidiary Companies

- certain manufacturing facility assets and liabilities, which were previously part of our Pharmaceutical or Corporate/ Other segment but were included in the sale of our Consumer Healthcare business. The net impact to the Pharmaceutical segment was not significant.

The results of this business are included in *Income from discontinued operations—net of tax* for 2006.

Legal title to certain assets and legal control of the business in certain non-U.S. jurisdictions did not transfer to the buyer on the closing date of December 20, 2006, because the satisfaction of specific local requirements was pending. These operations represented a small portion of our former Consumer Healthcare business and all of these transactions have now closed. In order to ensure that the buyer was placed in the same economic position as if the assets, operations and activities of those businesses had been transferred on the same date as the rest of the business, we entered into an agreement that passed the risks and rewards of ownership to the buyer from December 20, 2006. We treated these delayed-close businesses as sold for accounting purposes on December 20, 2006.

We continued during 2008 and 2007, and we will continue for a period of time, to generate cash flows and to report gross revenues, income and expense activity that are associated with our former Consumer Healthcare business, in continuing operations, although at a substantially reduced level. After the transfer of these activities, these cash flows and the income statement activity reported in continuing operations will be eliminated. The activities that give rise to these impacts are transitional in nature and generally result from agreements that ensure and facilitate the orderly transfer of business operations to the new owner. For example, we entered into a number of transition services agreements that allow the buyer sufficient time to prepare for the transfer of activities and to limit the risk of business disruption. The nature, magnitude and duration of the agreements vary depending on the specific circumstances of the service, location and/or business need. The agreements can include the following: manufacturing and product supply, logistics, customer service, support of financial processes, procurement, human resources, facilities management, data collection and information services. Most of these agreements extended for periods generally less than 24 months, but because of the inherent complexity of manufacturing processes and the risk of product flow disruption, some manufacturing and product supply agreements were extended to 36 months. Included in continuing operations for 2008 and 2007 were the following amounts associated with these transition service agreements that will no longer occur after the full transfer of activities to the new owner: for 2008, included in *Revenues* (\$172 million), *Cost of Sales* (\$162 million) and *Selling, informational and administrative expenses* (\$3 million) and for 2007, included in *Revenues* (\$219 million), *Cost of Sales* (\$194 million), *Selling, informational and administrative expenses* (\$15 million), and *Other (income)/deductions—net* (\$16 million income).

None of these agreements confers upon us the ability to influence the operating and/or financial policies of our former Consumer Healthcare business under its new ownership.

The following amounts, primarily related to our former Consumer Healthcare business, which was sold in December 2006 for \$16.6 billion, have been segregated from continuing operations and included in *Discontinued operations—net of tax* in the consolidated statements of income:

(MILLIONS OF DOLLARS)	YEAR ENDED DECEMBER 31,		
	2008	2007	2006
Revenues	\$ —	\$ —	\$ 4,044
Pre-tax income/(loss)	\$ (3)	\$ (5)	\$ 643
Benefit/(provision) for taxes <sup>(a)</sup>	1	2	(210)
Income/(loss) from operations of discontinued businesses—net of tax	(2)	(3)	433
Pre-tax gains/(losses) on sales of discontinued businesses	6	(168)	10,243
Benefit/(provision) for taxes <sup>(b)</sup>	74	102	(2,363)
Gains/(losses) on sales of discontinued businesses—net of tax	80	(66)	7,880
Discontinued operations—net of tax	\$ 78	\$ (69)	\$ 8,313

<sup>(a)</sup>Includes a deferred tax expense of nil in 2008 and 2007 and \$24 million in 2006.

<sup>(b)</sup>Includes a deferred tax benefit of nil in 2008 and 2007 and \$444 million in 2006.

Net cash flows of our discontinued operations from each of the categories of operating, investing and financing activities were not significant.

## 4. Certain Charges

### A. Bextra and Certain Other Investigations

In January 2009, we entered into an agreement in principle with the U.S. Department of Justice to resolve the previously reported investigation regarding allegations of past off-label promotional practices concerning Bextra, as well as certain other open investigations. In connection with these actions, in the fourth quarter of 2008, we recorded a charge of \$2.3 billion, pre-tax and after-tax, in *Other (income)/deductions—net* and such amount is included in *Other current liabilities*. (See Note 19D. *Legal Proceedings and Contingencies: Government Investigations and Requests for Information*.)

## Notes to Consolidated Financial Statements

Pfizer Inc and Subsidiary Companies

### B. Certain Product Litigation—Celebrex and Bextra

In October 2008, we reached agreements in principle to resolve the pending U.S. consumer fraud purported class action cases and more than 90% of the known U.S. personal injury claims involving Celebrex and Bextra, and we reached agreements to resolve substantially all of the claims of state attorneys general primarily relating to alleged Bextra promotional practices. In connection with these actions, in the third quarter of 2008, we recorded pre-tax charges of approximately:

- \$745 million applicable to all known U.S. personal injury claims;
- \$89 million applicable to the pending U.S. consumer fraud purported class action cases; and
- \$60 million applicable to agreements to resolve civil claims brought by 33 states and the District of Columbia, primarily relating to alleged Bextra promotional practices. Under these agreements, we made a payment of \$60 million to the states and have adopted compliance measures that complement policies and procedures previously established by us.

These litigation-related charges were recorded in *Other (income)/deductions—net*. Virtually all of this amount is included in *Other current liabilities*. Although we believe that we have insurance coverage for a portion of the proposed personal injury settlements, no insurance recoveries have been recorded.

We believe that the charges of approximately \$745 million will be sufficient to resolve all known U.S. personal injury claims, including those not being settled at this time. However, additional charges may have to be taken in the future in connection with certain pending claims and unknown claims relating to Celebrex and Bextra. (See Note 19B, *Legal Proceedings and Contingencies: Product Litigation*.)

### C. Adjustment of Prior Years' Liabilities for Product Returns

Revenues in 2008 include a reduction of \$217 million, pre-tax, to adjust our prior years' liabilities for product returns. After a detailed review in 2008 of our returns experience, we determined that our previous accounting methodology for product returns needed to be revised, as the lag time between product sale and return was actually longer than we had previously assumed. Although fully recorded in 2008, virtually all of the adjustment relates back several years.

We performed an evaluation of the impact of this error on prior years, as well the impact of correcting the error on a cumulative basis in 2008. As a result of that analysis, we determined that the cumulative correction was not material to our results for 2008 and the cumulative correction was recorded in 2008. We have also reviewed our expense calculations for the prior years and determined that the expense recorded in those years was not materially different from what would have been recorded under our revised approach.

### D. Exubera

In the third quarter of 2007, after an assessment of the financial performance of Exubera, an inhalable form of insulin for the treatment of diabetes, as well as its lack of acceptance by patients, physicians and payers, we decided to exit the product.

In connection with these actions, we recorded total pre-tax charges of \$2.8 billion, virtually all of which were recorded in the third quarter of 2007. These charges were included primarily in *Cost of sales* (\$2.6 billion), *Selling, informational and administrative expenses* (\$85 million), and *Research and development expenses* (\$100 million). The charges comprised asset write-offs of \$2.2 billion (intangibles, inventory and fixed assets) and other exit costs, primarily severance, contract and other termination costs. The exit costs resulted in cash expenditures in 2007 and 2008. As of December 31, 2008, the remaining accrual for other exit costs is approximately \$152 million. Substantially all of this cash spending is expected to be completed in 2009.

## 5. Cost-Reduction Initiatives

In the first quarter of 2005, we launched cost-reduction and transformation initiatives to increase efficiency and streamline decision-making across the company. These initiatives, announced in April 2005, broadened in October 2006 and expanded in January 2007, followed the integration of Warner-Lambert and Pharmacia. In January 2009, we announced a new cost-reduction initiative, the implementation of which we expect will be completed by the end of 2010.

We incurred the following costs in connection with all of our cost-reduction initiatives:

(MILLIONS OF DOLLARS)	YEAR ENDED DECEMBER 31,		
	2008	2007	2006
Implementation costs <sup>(a)</sup>	\$ 1,605	\$ 1,389	\$ 788
Restructuring charges <sup>(b)</sup>	2,626	2,523	1,296
Total costs related to our cost-reduction initiatives	\$ 4,231	\$ 3,912	\$ 2,084

<sup>(a)</sup>For 2008, included in *Cost of sales* (\$745 million), *Selling, informational and administrative expenses* (\$413 million), *Research and development expenses* (\$433 million) and *Other (income)/deductions—net* (\$14 million). For 2007, included in *Cost of sales* (\$700 million), *Selling, informational and administrative expenses* (\$334 million), *Research and development expenses* (\$416 million), and *Other (income)/deductions—net* (\$61 million income). For 2006, included in *Cost of sales* (\$392 million), *Selling, informational and administrative expenses* (\$243 million), *Research and development expenses* (\$176 million), and *Other (income)/deductions—net* (\$23 million income).

<sup>(b)</sup>Included in *Restructuring charges and acquisition-related costs*.

## Notes to Consolidated Financial Statements

Pfizer Inc and Subsidiary Companies

From the beginning of the cost-reduction and transformation initiatives in 2005 through December 31, 2008, the restructuring charges primarily relate to our supply network transformation efforts and the restructuring of our worldwide marketing and research and development operations, and the implementation costs primarily relate to accelerated depreciation of certain assets, as well as system and process standardization and the expansion of shared services.

The components of restructuring charges associated with all of our cost-reduction initiatives follow:

(MILLIONS OF DOLLARS)	COSTS INCURRED				ACTIVITY THROUGH DECEMBER 31,	ACCRUAL AS OF DECEMBER 31,
	2008	2007	2006	2005-2008	2008 <sup>(a)</sup>	2008 <sup>(b)</sup>
Employee termination costs	\$ 2,004	\$ 2,034	\$ 809	\$ 5,150	\$ 3,045	\$ 2,105
Asset impairments	543	260	368	1,293	1,293	—
Other	79	229	119	440	390	50
<b>Total</b>	<b>\$ 2,626</b>	<b>\$ 2,523</b>	<b>\$ 1,296</b>	<b>\$ 6,883</b>	<b>\$ 4,728</b>	<b>\$ 2,155</b>

(a) Includes adjustments for foreign currency translation.

(b) Included in *Other current liabilities* (\$1.5 billion) and *Other noncurrent liabilities* (\$636 million).

From the beginning of the cost-reduction and transformation initiatives in 2005 through December 31, 2008, *Employee termination costs* represent the expected reduction of the workforce by approximately 30,700 employees, mainly in manufacturing, sales and research; and approximately 19,500 of these employees have been terminated. *Employee termination costs* are recorded when the actions are probable and estimable and include accrued severance benefits, pension and postretirement benefits. *Asset impairments* primarily include charges to write down property, plant and equipment. *Other* primarily includes costs to exit certain activities.

## 6. Other (Income)/Deductions—Net

The components of *Other (income)/deductions—net* follow:

(MILLIONS OF DOLLARS)	YEAR ENDED DECEMBER 31,		
	2008	2007	2006
Interest income	\$ (1,288)	\$ (1,496)	\$ (925)
Interest expense	562	440	517
Interest expense capitalized	(46)	(43)	(29)
Net interest income <sup>(a)</sup>	(772)	(1,099)	(437)
Royalty-related income <sup>(b)</sup>	(673)	(224)	(395)
Net gains on asset disposals <sup>(c)</sup>	(14)	(326)	(280)
Legal matters <sup>(d)</sup>	3,300	46	(29)
Asset impairment charges <sup>(e)</sup>	143	28	320
Other, net	48	(184)	(83)
<b>Other (income)/deductions—net</b>	<b>\$ 2,032</b>	<b>\$ (1,759)</b>	<b>\$ (904)</b>

(a) The decrease in net interest income in 2008 compared to 2007 is due primarily to lower net financial assets and lower interest rates during 2008 compared to 2007. The increase in net interest income in 2007 compared to 2006 is due primarily to higher net financial assets during 2007 compared to 2006, reflecting proceeds of \$16.6 billion from the sale of our Consumer Healthcare business in late December 2006, and higher interest rates.

(b) In 2008, includes \$425 million related to the sale of certain royalty rights.

(c) In 2007, includes a gain of \$211 million related to the sale of a building in Korea. In 2008, gross realized gains were \$20 million and gross realized losses were nil on sales of available-for-sale securities. In 2007, gross realized gains were \$8 million and gross realized losses were nil on sales of available-for-sale securities. In 2006, gross realized gains were \$65 million and gross realized losses were \$1 million on sales of available-for-sale securities. Proceeds from the sale of available-for-sale securities were \$2.2 billion in 2008, \$663 million in 2007 and \$79 million in 2006.

(d) In 2008, primarily includes charges of \$2.3 billion resulting from an agreement in principle with the U.S. Department of Justice to resolve the previously reported investigation regarding allegations of past off-label promotional practices concerning Bextra, as well as certain other open investigations, and charges of \$900 million related to our agreements and our agreements in principle to resolve certain litigation and claims involving our non-steroidal anti-inflammatory (NSAID) pain medicines. (See Note 4A. *Certain Charges: Bextra and Certain Other Investigations* and Note 4B. *Certain Charges: Certain Product Litigation – Celebrex and Bextra*.)

(e) In 2006, we recorded a charge of \$320 million related to the impairment of our Depo-Provera intangible asset, for which amortization expense was included in *Amortization of intangible assets*.

## 7. Taxes on Income

### A. Adoption of New Accounting Standard

As of January 1, 2007, we adopted the provisions of FIN 48, *Accounting for Uncertainty in Income Taxes*, an interpretation of SFAS 109, *Accounting for Income Taxes*, as supplemented by FASB FSP FIN 48-1, *Definition of Settlement in FASB Interpretation No. 48*, issued May 2, 2007. See Note 10. *Significant Accounting Policies: Income Tax Contingencies* for a full description of our accounting policy related to the accounting for income tax contingencies. As a result of the implementation of FIN 48, as amended, at the date of adoption, we reduced our existing liabilities for uncertain tax positions by approximately \$11 million, recorded as a direct adjustment to the opening balance of *Retained earnings* as of January 1, 2007, and changed the classification of virtually all

## Notes to Consolidated Financial Statements

Pfizer Inc and Subsidiary Companies

amounts associated with uncertain tax positions of approximately \$4.0 billion, including the associated accrued interest of approximately \$780 million, from current to noncurrent. (See Note 7E. *Taxes on Income: Tax Contingencies*.)

### B. Taxes on Income

Income from continuing operations before provision for taxes on income, and minority interests consists of the following:

(MILLIONS OF DOLLARS)	YEAR ENDED DECEMBER 31,		
	2008	2007	2006
United States	\$ (1,760)	\$ 242	\$ 3,266
International	11,454	9,036	9,762
Total income from continuing operations before provision for taxes on income, and minority interests	\$ 9,694	\$ 9,278	\$ 13,028

The decrease in domestic income from continuing operations before taxes in 2008 compared to 2007 is due primarily to charges of \$2.3 billion resulting from an agreement in principle with the U.S. Department of Justice to resolve the previously reported investigation regarding allegations of past off-label promotional practices concerning Bextra, as well as certain other open investigations (see Note 4A. *Certain Charges: Bextra and Certain Other Investigations*), and charges of \$900 million related to our agreements and our agreements in principle to resolve certain litigation and claims involving our NSAID pain medicines (see Note 4B. *Certain Charges: Certain Product Litigation—Celebrex and Bextra*), and an increase in restructuring charges in 2008 compared to 2007, partially offset by the charges associated with Exubera in 2007 (see Note 4D. *Certain Charges: Exubera*). The increase in international income from continuing operations before taxes in 2008 compared to 2007 is due primarily to the charges associated with Exubera in 2007 (see Note 4D. *Certain Charges: Exubera*).

The decrease in domestic income from continuing operations before taxes in 2007 compared to 2006 is due primarily to the volume and geographic mix of product sales and restructuring charges in 2007 compared to 2006, as well as the impact of charges associated with Exubera, partially offset by lower IPR&D charges in 2007 of \$283 million, primarily related to our acquisitions of Biorexis and Embrex, compared to IPR&D charges in 2006 of \$835 million, primarily related to our acquisitions of Rinat and PowderMed.

Provision for taxes on income consists of the following:

(MILLIONS OF DOLLARS)	YEAR ENDED DECEMBER 31,		
	2008	2007	2006
United States:			
Taxes currently payable:			
Federal	\$ 707	\$ 1,393	\$ 1,399
State and local	154	243	205
Deferred income taxes	(30)	(1,986)	(1,371)
Total U.S. tax (benefit)/provision	831	(350)	233
International:			
Taxes currently payable	2,115	2,175	1,913
Deferred income taxes	(1,301)	(802)	(154)
Total international tax provision	814	1,373	1,759
Total provision for taxes on income <sup>(a)</sup>	\$ 1,645	\$ 1,023	\$ 1,992

<sup>(a)</sup>Excludes federal, state and international expense of approximately \$4 million in 2008, \$1 million in 2007, and a benefit of \$119 million in 2006, primarily related to the resolution of certain tax positions related to Pharmacia, which were debited or credited to *Goodwill*, as appropriate.

In 2008, we effectively settled certain issues common among multinational corporations with various foreign tax authorities primarily relating to years 2000 through 2005. As a result, we recognized \$305 million in tax benefits. Also, in 2008, we sold one of our biopharmaceutical companies, Esperion Therapeutics, Inc. (Esperion), to a newly formed company that is majority-owned by a group of venture capital firms. The sale, for nominal consideration, resulted in a loss for tax purposes that reduced our tax expense by \$426 million. This tax benefit is a result of the significant initial investment in Esperion in 2004, primarily reported as an income statement charge for in-process research and development at acquisition date. 2008 also reflects the impact of the third-quarter 2008 provision for the proposed resolution of certain Bextra and Celebrex civil litigation and the impact of the fourth-quarter 2008 provision for the proposed resolution of certain investigations, which are either not deductible or deductible at lower tax rates.

In 2006, we were notified by the Internal Revenue Service (IRS) Appeals Division that a resolution had been reached on the matter that we were in the process of appealing related to the tax deductibility of an acquisition-related breakup fee paid by the Warner-Lambert Company in 2000. As a result, we recorded a tax benefit of approximately \$441 million related to the resolution of this issue (see Note 7E. *Taxes on Income: Tax Contingencies*). Also in 2006, we recorded a decrease to the 2005 estimated U.S. tax provision related to the repatriation of foreign earnings, due primarily to the receipt of information that raised our assessment of the likelihood of prevailing on the technical merits of a certain position, and we recognized a tax benefit of \$124 million. Additionally, in 2006, the IRS issued final regulations on Statutory Mergers and Consolidations, which impacted certain prior-period transactions, and we recorded a tax benefit of \$217 million, reflecting the total impact of these regulations.

Amounts reflected in the preceding tables are based on the location of the taxing authorities.

## Notes to Consolidated Financial Statements

Pfizer Inc and Subsidiary Companies

### C. Tax Rate Reconciliation

Reconciliation of the U.S. statutory income tax rate to our effective tax rate for income from continuing operations follows:

	YEAR ENDED DECEMBER 31,		
	2008	2007	2006
U.S. statutory income tax rate	35.0%	35.0%	35.0%
Earnings taxed at other than U.S. statutory rate	(20.2)	(21.6)	(15.7)
Sale of biopharmaceutical company	(4.3)	—	—
Resolution of certain tax positions	(3.1)	—	(3.4)
U.S. research tax credit and manufacturing deduction	(1.2)	(1.5)	(0.5)
Proposed legal settlements	9.0	—	—
Acquired IPR&D	2.1	1.1	2.2
Tax legislation impact	—	—	(1.7)
Repatriation of foreign earnings	—	—	(1.0)
All other—net	(0.3)	(2.0)	0.4
Effective tax rate for income from continuing operations	17.0%	11.0%	15.3%

For earnings taxed at other than the U.S. rate, this rate impact reflects the fact that we operate manufacturing subsidiaries in Puerto Rico, Ireland and Singapore. We benefit from Puerto Rican incentive grants that expire between 2019 and 2029. Under the grants, we are partially exempt from income, property and municipal taxes. Under Section 936 of the U.S. Internal Revenue Code, Pfizer was a "grandfathered" entity and was entitled to the benefits under such statute until September 30, 2006. In Ireland, we benefit from an incentive tax rate effective through 2010 on income from manufacturing operations. In Singapore, we benefit from incentive tax rates effective through 2031 on income from manufacturing operations. This rate impact also reflects the jurisdictional location of earnings, realization of approximately \$711 million (tax effect) in net operating losses, as well as the costs of certain repatriation decisions.

For a discussion about the sale of the biopharmaceutical company, proposed legal settlements, the tax legislation impact and the repatriation of foreign earnings, see *Note 7B. Taxes on Income: Taxes on Income*. For a discussion about the resolution of certain tax positions, see *Note 7E. Taxes on Income: Tax Contingencies*. On October 3, 2008, the Tax Extenders and Alternative Minimum Tax Relief Act (the Extenders Act) extended the research and development tax credit from January 1, 2008, through December 31, 2009. The charges for acquired IPR&D in 2008, 2007 and 2006 are primarily not deductible.

### D. Deferred Taxes

Deferred taxes arise as a result of basis differentials between financial statement accounting and tax amounts.

The tax effect of the major items recorded as deferred tax assets and liabilities, shown before jurisdictional netting, as of December 31, is as follows:

(MILLIONS OF DOLLARS)	2008 DEFERRED TAX		2007 DEFERRED TAX	
	ASSETS	(LIABILITIES)	ASSETS	(LIABILITIES)
Prepaid/deferred items	\$ 1,095	\$ (256)	\$ 1,315	\$ (431)
Intangibles	872	(5,727)	897	(6,737)
Property, plant and equipment	205	(996)	300	(957)
Employee benefits	3,414	(585)	2,552	(740)
Restructurings and other charges	1,449	(5)	717	(11)
Net operating loss/credit carryforwards	3,065	—	1,842	—
Unremitted earnings	—	(4,471)	—	(3,550)
State and local tax adjustments	585	—	529	—
All other	1,007	(432)	848	(37)
Subtotal	11,692	(12,472)	9,000	(12,463)
Valuation allowance	(194)	—	(158)	—
Total deferred taxes	\$ 11,498	\$ (12,472)	\$ 8,842	\$ (12,463)
Net deferred tax liability		\$ (974)		\$ (3,621)

The reduction in the net deferred tax liability position in 2008 compared to 2007 is primarily due to amortization of noncurrent deferred tax liabilities related to identifiable intangibles in connection with our acquisition of Pharmacia in 2003, an increase in the noncurrent deferred tax asset on employee benefits and net operating loss carryovers, and an increase in the current deferred tax asset on restructuring charges, partially offset by an increase in the current deferred tax liability on unremitted earnings.

We have carryforwards, primarily related to foreign tax credit carryovers and net operating loss carryovers, which are available to reduce future U.S. federal and state, as well as international, income with either an indefinite life or expiring at various times between 2009 and 2028. Certain of our U.S. net operating losses are subject to limitations under Internal Revenue Code Section 382.

## Notes to Consolidated Financial Statements

Pfizer Inc and Subsidiary Companies

Valuation allowances are provided when we believe that our deferred tax assets are not recoverable based on an assessment of estimated future taxable income that incorporates ongoing, prudent, feasible tax planning strategies.

As of December 31, 2008, we have not made a U.S. tax provision on approximately \$63.1 billion of unremitted earnings of our international subsidiaries. As of December 31, 2008, these earnings are intended to be permanently reinvested overseas; as such, it is not practical to compute the estimated deferred tax liability on these permanently reinvested earnings.

Deferred tax assets and liabilities in the preceding table, netted by taxing jurisdiction, are in the following captions in our consolidated balance sheets:

(MILLIONS OF DOLLARS)	AS OF DECEMBER 31,	
	2008	2007
Current deferred tax asset <sup>(a)</sup>	\$ 1,143	\$ 1,664
Noncurrent deferred tax asset <sup>(b)</sup>	1,256	2,441
Current deferred tax liability <sup>(c)</sup>	(414)	(30)
Noncurrent deferred tax liability <sup>(d)</sup>	(2,959)	(7,696)
Net deferred tax liability	\$ (974)	\$ (3,621)

(a) Included in *Taxes and other current assets*.

(b) Included in *Other assets, deferred taxes and deferred charges*.

(c) Included in *Other current liabilities*.

(d) Included in *Deferred taxes*.

### E. Tax Contingencies

We are subject to income tax in many jurisdictions and a certain degree of estimation is required in recording the assets and liabilities related to income taxes. For a description of our accounting policy associated with accounting for income tax contingencies, see *Note 10. Significant Accounting Policies: Income Tax Contingencies*. All of our tax positions are subject to audit by the local taxing authorities in each tax jurisdiction. Tax audits can involve complex issues and the resolution of issues may span multiple years, particularly if subject to negotiation or litigation.

The United States is one of our major tax jurisdictions. We are currently appealing two issues related to the IRS' audits of the Pfizer Inc. tax returns for the years 2002 through 2005. The 2006, 2007 and 2008 tax years are currently under audit as part of the IRS Compliance Assurance Process, a real-time audit process. All other tax years in the U.S. for Pfizer Inc. are closed under the statute of limitations. With respect to Pharmacia Corporation, the IRS is currently conducting an audit for the year 2003 through the date of merger with Pfizer (April 16, 2003). In addition to the open audit years in the U.S., we have open audit years in other major tax jurisdictions, such as Canada (1998-2008), Japan (2006-2008), Europe (1996-2008, primarily reflecting Ireland, the U.K., France, Italy, Spain and Germany) and Puerto Rico (2004-2008).

We regularly reevaluate our tax positions based on the results of audits of federal, state and foreign income tax filings, statute of limitations expirations, and changes in tax law that would either increase or decrease the technical merits of a position relative to the 'more-likely-than-not' standard. We believe that our accruals for tax liabilities are adequate for all open years. Many factors are considered in making these evaluations, including past history, recent interpretations of tax law, and the specifics of each matter. Because tax laws and regulations are subject to interpretation and tax litigation is inherently uncertain, these evaluations can involve a series of complex judgments about future events and can rely heavily on estimates and assumptions (see *Note 1C. Significant Accounting Policies: Estimates and Assumptions*). Our evaluations are based on estimates and assumptions that have been deemed reasonable by management. However, if our estimates and assumptions are not representative of actual outcomes, our results could be materially impacted.

In 2008, we effectively settled certain issues common among multinational corporations with various foreign tax authorities primarily relating to tax years 2000 to 2005. As a result, we recognized \$305 million in tax benefits.

Because tax law is complex and often subject to varied interpretations, it is uncertain whether some of our tax positions will be sustained upon audit. The amounts associated with uncertain tax positions in 2008 and 2007 are as follows:

(MILLIONS OF DOLLARS)	AS OF DECEMBER 31,	
	2008	2007
Noncurrent deferred tax assets <sup>(a)</sup>	\$ 589	\$ 529
Other tax assets <sup>(a)</sup>	809	890
Income taxes payable <sup>(b)(c)</sup>	(129)	(408)
Other taxes payable <sup>(b)</sup>	(6,568)	(6,246)
Total amounts associated with uncertain tax positions	\$ (5,299)	\$ (5,235)

(a) Included in *Other assets, deferred taxes and deferred charges*.

(b) Includes gross accrued interest of \$1.3 billion as of December 31, 2008, and \$1.2 billion as of December 31, 2007. Accrued penalties are not significant.

(c) As of December 31, 2008, included in *Income taxes payable* (\$85 million) and *Taxes and other current assets* (\$44 million). As of December 31, 2007, included in *Income taxes payable* (\$358 million) and *Taxes and other current assets* (\$50 million).



## Notes to Consolidated Financial Statements

Pfizer Inc and Subsidiary Companies

Tax liabilities associated with uncertain tax positions represent unrecognized tax benefits, which arise when the estimated benefit recorded in our financial statements differs from the amounts taken or expected to be taken in a tax return because of the uncertainties described above. These unrecognized tax benefits relate primarily to issues common among multinational corporations. Substantially all of these unrecognized tax benefits, if recognized, would impact our effective income tax rate.

Tax assets associated with uncertain tax positions represent our estimate of the potential tax benefits in one tax jurisdiction that could result from the payment of income taxes in another tax jurisdiction. These potential benefits generally result from cooperative efforts among taxing authorities, as required by tax treaties to minimize double taxation, commonly referred to as the competent authority process. The recoverability of these assets, which we believe to be more likely than not, is dependent upon the actual payment of taxes in one tax jurisdiction and, in some cases, the successful petition for recovery in another tax jurisdiction.

A reconciliation of the beginning and ending amounts of gross unrecognized tax benefits and accrued interest is as follows:

(MILLIONS OF DOLLARS)	2008	2007
Balance, January 1	\$ (6,654)	\$ (5,009)
Decreases based on tax positions taken during a prior period <sup>(a)</sup>	1,022	—
Increases based on tax positions taken during the current period <sup>(b)</sup>	(990)	(1,089)
Increases in accrued interest due to the passage of time	(333)	(331)
Impact of foreign exchange	245	(191)
Other, net <sup>(c)</sup>	13	(34)
Balance, December 31 <sup>(d)</sup>	\$ (6,697)	\$ (6,654)

(a) Decreases are primarily a result of effectively settling certain issues with various foreign tax authorities for a net benefit of \$305 million, reflecting the reversal of the related tax assets associated with the competent authority process (see Note 7B, *Taxes on Income: Taxes on Income*).

(b) Primarily included in *Provision for taxes on income*.

(c) Includes increases based on tax positions taken during a prior period, decreases due to settlements with taxing authorities and decreases as a result of a lapse of the applicable statute of limitations.

(d) In 2008, included in *Income taxes payable* (\$85 million), *Taxes and other current assets* (\$44 million) and *Other taxes payable* (\$6.6 billion). In 2007, included in *Income taxes payable* (\$358 million), *Taxes and other current assets* (\$50 million) and *Other taxes payable* (\$6.2 billion).

If our estimates of unrecognized tax benefits and potential tax benefits are not representative of actual outcomes, our financial statements could be materially affected in the period of settlement or when the statutes of limitations expire, as we treat these events as discrete items in the period of resolution. Finalizing audits with the relevant taxing authorities can include formal administrative and legal proceedings and, as a result, it is difficult to estimate the timing and range of possible change related to our uncertain tax positions. However, any settlements or statute expirations would likely result in a significant decrease in our uncertain tax positions. We estimate that within the next 12 months, our gross uncertain tax positions could decrease by as much as \$200 million, as a result of settlements with taxing authorities or the expiration of the statute of limitations.

## Notes to Consolidated Financial Statements

Pfizer Inc and Subsidiary Companies

### 8. Other Comprehensive Income/(Expense)

Changes, net of tax, in accumulated other comprehensive income/(expense) follow:

(MILLIONS OF DOLLARS)	CURRENCY TRANSLATION ADJUSTMENT AND OTHER	NET UNREALIZED GAINS/(LOSSES)		BENEFIT PLANS			ACCUMULATED OTHER COMPREHENSIVE INCOME/ (EXPENSE)
		DERIVATIVE FINANCIAL INSTRUMENTS	AVAILABLE- FOR-SALE SECURITIES	ACTUARIAL GAINS/ (LOSSES)	PRIOR SERVICE (COSTS)/ CREDITS AND OTHER	MINIMUM PENSION LIABILITY	
Balance, January 1, 2006	\$ 1,113	\$ (107)	\$ 83	\$ —	\$ —	\$ (610)	\$ 479
Other comprehensive income:							
Foreign currency translation adjustments	1,104	—	—	—	—	—	1,104
Unrealized holding gains	—	126	63	—	—	—	189
Reclassification adjustments to income <sup>(a)</sup>	(40)	5	(64)	—	—	—	(99)
Other	(3)	—	—	—	—	(16)	(19)
Income taxes	53	(50)	14	—	—	—	17
							<u>1,192</u>
Adoption of new accounting standard, net of tax <sup>(b)</sup>	—	—	—	(2,739)	(27)	626	(2,140)
Balance, December 31, 2006	2,227	(26)	96	(2,739)	(27)	—	(469)
Other comprehensive income:							
Foreign currency translation adjustments	1,422	—	—	—	—	—	1,422
Unrealized holding gains/(losses)	—	3	(43)	—	—	—	(40)
Reclassification adjustments to income <sup>(a)</sup>	(96)	3	(8)	—	—	—	(101)
Actuarial gains and other benefit plan items	—	—	—	1,374	11	—	1,385
Amortization of actuarial losses and other benefit plan items	—	—	—	248	7	—	255
Curtailments and settlements—net	—	—	—	268	(5)	—	263
Other	6	—	—	(62)	(6)	—	(62)
Income taxes	313	(12)	9	(656)	(8)	—	(354)
							<u>2,768</u>
Balance, December 31, 2007	3,872	(32)	54	(1,567)	(28)	—	2,299
Other comprehensive expense:							
Foreign currency translation adjustments	(5,898)	—	—	—	—	—	(5,898)
Unrealized holding gains/(losses)	—	69	(193)	—	—	—	(124)
Reclassification adjustments to income <sup>(a)</sup>	(2)	—	(20)	—	—	—	(22)
Actuarial gains/(losses) and other benefit plan items	—	—	—	(3,098)	22	—	(3,076)
Amortization of actuarial losses and other benefit plan items	—	—	—	130	3	—	133
Curtailments and settlements—net	—	—	—	280	3	—	283
Other	10	—	—	129	35	—	174
Income taxes	629	(9)	73	994	(25)	—	1,662
							<u>(6,868)</u>
<b>Balance, December 31, 2008</b>	<b>\$ (1,389)</b>	<b>\$ 28</b>	<b>\$ (86)</b>	<b>\$ (3,132)</b>	<b>\$ 10</b>	<b>\$ —</b>	<b>\$ (4,569)</b>

(a) The currency translation adjustments reclassified to income result from the sale of businesses.

(b) Includes pre-tax amounts for Actuarial losses of \$4.3 billion and Prior service costs/(credits) and other of \$27 million. See also Note 13A. Pension and Postretirement Benefit Plans and Defined Contribution Plans: Adoption of New Accounting Standard.

Income taxes are not provided for foreign currency translation relating to permanent investments in international subsidiaries.

As of December 31, 2008, we estimate that we will reclassify into 2009 income the following pre-tax amounts currently held in Accumulated other comprehensive income/(expense): virtually all of the unrealized holding gains on derivative financial instruments; \$302 million of actuarial losses related to benefit plan obligations and plan assets and other benefit plan items; and \$6 million of prior service credits related primarily to benefit plan amendments.

## Notes to Consolidated Financial Statements

Pfizer Inc and Subsidiary Companies

### 9. Financial Instruments

#### A. Investments in Debt and Equity Securities

Information about our investments as of December 31 follows:

(MILLIONS OF DOLLARS)	2008	2007
Trading investments <sup>(a)</sup>	\$ 190	\$ 256
Amortized cost and fair value of available-for-sale debt securities <sup>(b)</sup> :		
Western European and other government debt	14,639	10,848
Corporate debt	5,388	6,579
Western European and other government agency debt	5,040	4,277
Federal Home Loan Mortgage Corporation, Federal National Mortgage Association and Government National Mortgage Association asset-backed securities	2,386	—
Supranational debt	1,956	1,892
Other asset-backed securities	635	490
Certificates of deposit	17	117
<b>Total available-for-sale debt securities</b>	<b>30,061</b>	<b>24,203</b>
Amortized cost and fair value of held-to-maturity debt securities <sup>(b)</sup> :		
Certificates of deposit and other	2,349	2,609
<b>Total held-to-maturity debt securities</b>	<b>2,349</b>	<b>2,609</b>
Available-for-sale money market fund:		
Investing in U.S. government and its agencies' or instrumentalities' securities and reverse repurchase agreements involving the same investments held	398	297
<b>Total available-for-sale money market funds</b>	<b>398</b>	<b>297</b>
Cost of available-for-sale equity securities, excluding money market funds	341	202
Gross unrealized gains	17	127
Gross unrealized losses	(39)	(13)
<b>Fair value of available-for-sale equity securities, excluding money market funds</b>	<b>319</b>	<b>316</b>
<b>Total fair value of available-for-sale equity securities</b>	<b>717</b>	<b>613</b>
<b>Total investments</b>	<b>\$ 33,317</b>	<b>\$ 27,681</b>

(a) Trading investments are held in trust for legacy Pharmacia severance benefits.

(b) Gross unrealized gains and losses are not significant.

These investments are in the following captions in the consolidated balance sheets as of December 31:

(MILLIONS OF DOLLARS)	2008	2007
Cash and cash equivalents	\$ 1,980	\$ 2,467
Short-term investments	21,609	22,069
Long-term investments and loans	9,728	3,145
<b>Total investments</b>	<b>\$ 33,317</b>	<b>\$ 27,681</b>

## Notes to Consolidated Financial Statements

Pfizer Inc and Subsidiary Companies

The contractual maturities of the available-for-sale and held-to-maturity debt securities as of December 31, 2008, follow:

(MILLIONS OF DOLLARS)	YEARS				TOTAL
	WITHIN 1	OVER 1 TO 5	OVER 5 TO 10	OVER 10	
Available-for-sale debt securities:					
Western European and other government debt	\$ 12,729	\$ 1,821	\$ 89	\$ —	\$ 14,639
Corporate debt	2,414	2,974	—	—	5,388
Western European and other government agency debt	4,032	1,008	—	—	5,040
Federal Home Loan Mortgage Corporation, Federal National Mortgage Association and Government National Mortgage Association asset-backed securities	—	2,386	—	—	2,386
Supranational debt	1,328	628	—	—	1,956
Other asset-backed securities	336	299	—	—	635
Certificates of deposit	17	—	—	—	17
Held-to-maturity debt securities:					
Certificates of deposit and other	2,335	4	5	5	2,349
Total debt securities	\$ 23,191	\$ 9,120	\$ 94	\$ 5	\$ 32,410
Trading investments					190
Available-for-sale money market funds					398
Available-for-sale equity securities, excluding money market funds					319
Total investments					\$ 33,317

### B. Short-Term Borrowings

Short-term borrowings include amounts for commercial paper of \$7.8 billion as of December 31, 2008, and \$4.4 billion as of December 31, 2007. The weighted-average effective interest rate on short-term borrowings outstanding was 1.9% as of December 31, 2008, and 3.4% as of December 31, 2007.

As of December 31, 2008, we had access to \$7.2 billion of lines of credit, of which \$5.1 billion expire within one year. Of these lines of credit, \$7.1 billion are unused, of which our lenders have committed to loan us \$6.1 billion at our request. \$6.0 billion of the unused lines of credit, of which \$4.0 billion expire in 2009 and \$2.0 billion expire in 2013, may be used to support our commercial paper borrowings.

### C. Long-Term Debt

Information about our long-term debt as of December 31 follows:

(MILLIONS OF DOLLARS)	MATURITY DATE	2008	2007
Senior unsecured notes:			
4.55% euro	May 2017	\$ 1,312	\$ 1,291
4.75% euro	December 2014	1,311	1,296
6.60%	December 2028	1,015	764
4.50%	February 2014	836	753
1.21% Japanese yen	February 2011	662	530
1.30% Japanese yen	November 2011	662	—
6.50%	December 2018	624	527
1.85% Japanese yen	February 2016	606	484
4.65%	March 2018	357	300
6.75%	December 2027	309	233
5.63%	April 2009	—	612
3.30%	March 2009	—	297
Other:			
Debentures, notes, borrowings and mortgages		269	227
Total long-term debt		\$ 7,963	\$ 7,314
Current portion not included above		\$ 937	\$ 1,024

Long-term debt outstanding as of December 31, 2008, matures in the following years:

(MILLIONS OF DOLLARS)	2010	2011	2012	2013	AFTER 2013
Maturities	\$ 37	\$ 1,348	\$ 19	\$ 8	\$ 6,551

## Notes to Consolidated Financial Statements

Pfizer Inc and Subsidiary Companies

In March 2007, we filed a securities registration statement with the Securities and Exchange Commission. The registration statement was filed under the automatic shelf registration process available to "well-known seasoned issuers" and is effective for three years. We can issue securities of various types under that registration statement at any time, subject to approval by our Board of Directors in certain circumstances.

### D. Derivative Financial Instruments and Hedging Activities

**Foreign Exchange Risk**—A significant portion of revenues, earnings and net investments in foreign affiliates is exposed to changes in foreign exchange rates. We seek to manage our foreign exchange risk in part through operational means, including managing expected same currency revenues in relation to same currency costs and same currency assets in relation to same currency liabilities. Depending on market conditions, foreign exchange risk is also managed through the use of derivative financial instruments and foreign currency debt. These financial instruments serve to protect net income and net investments against the impact of the translation into U.S. dollars of certain foreign exchange denominated transactions.

We entered into financial instruments to hedge, or offset by the same currency, an appropriate portion of the currency risk and the timing of the hedged or offset item. As of December 31, 2008 and 2007, the more significant financial instruments employed to manage foreign exchange risk follow:

INSTRUMENT(a)	PRIMARY BALANCE SHEET CAPTION(b)	HEDGE TYPE(c)	HEDGED OR OFFSET ITEM	NOTIONAL AMOUNT (MILLIONS OF DOLLARS)		MATURITY DATE 08/07
				2008	2007	
Forwards	OCL	—	Short-term foreign currency assets and liabilities <sup>(d)</sup>	\$ 13,381	\$ 10,672	2009/2008
Forwards	OCL	CF	Yen available-for-sale investments	4,224	2,666	2009/2008
Forwards	OCA	CF	Euro available-for-sale investments	2,558	—	2009
Forwards	OCL	CF	Swedish krona intercompany borrowing	2,153	—	2009
ST yen borrowings	STB	NI	Yen net investments	1,574	1,679	2009/2008
LT yen debt	LTD	NI	Yen net investments	1,325	530	2011
Swap	ONCL	—	Euro fixed rate debt	1,247	—	2014
Swap	OA	—	Euro fixed rate debt	1,247	1,321	2017
LT yen debt	LTD	NI	Yen net investments	718	574	After 2013
Swaps	OCL	NI	Swedish krona net investments <sup>(e)</sup>	—	8,288	2008
Forwards	OCL	CF	Euro available-for-sale investments	—	5,297	2008
Swaps	OCA	CF	Swedish krona intercompany loan	—	5,156	2008
Forwards	OCL	CF	U.K. pound available-for-sale investments	—	1,419	2008
Swap	OA	—	Euro fixed rate debt	—	1,321	2014
Swaps	OCA	NI	Euro net investments	—	916	2008
Swaps	OCL	NI	Yen net investments	—	686	2008
ST yen debt	STB	NI	Yen net investments	—	530	2008

(a) Forwards = Forward-exchange contracts; ST yen borrowings = Short-term yen borrowings; ST yen debt = Short-term yen debt; LT yen debt = Long-term yen debt.

(b) The primary consolidated balance sheet caption indicates the financial statement classification of the amount associated with the financial instrument used to hedge or offset foreign exchange risk. The abbreviations used are defined as follows: OCA = Taxes and other current assets; OA = Other assets, deferred taxes and deferred charges; STB = Short-term borrowings, including current portion of long-term debt; OCL = Other current liabilities; LTD = Long-term debt; and ONCL = Other noncurrent liabilities.

(c) CF = Cash flow hedge; NI = Net investment hedge.

(d) Forward-exchange contracts used to offset short-term foreign currency assets and liabilities were primarily for intercompany transactions in euros, Japanese yen, Swedish krona and U.K. pounds for both years ended December 31, 2008 and 2007.

(e) In 2007, reflects an increase in Swedish krona net investments due to the receipt of proceeds related to the sale of our Consumer Healthcare business in Sweden in late 2006.

All derivative contracts used to manage foreign currency risk are measured at fair value and reported as assets or liabilities on the consolidated balance sheet. Changes in fair value are reported in earnings or deferred, depending on the nature and purpose of the financial instrument (offset or hedge relationship) and the effectiveness of the hedge relationships, as follows:

- We recognize the earnings impact of foreign currency swaps and foreign currency forward-exchange contracts designated as cash flow hedges in *Other (income)/deductions—net* upon the recognition of the foreign exchange gain or loss on the translation to U.S. dollars of the hedged items.
- We recognize the earnings impact of foreign currency swaps and forward-exchange contracts that are used to offset foreign currency assets or liabilities in *Other (income)/deductions—net* during the terms of the contracts, along with the earnings impact of the items they generally offset.
- We recognize the earnings impact of foreign currency swaps designated as a hedge of our net investments in *Other (income)/deductions—net* in three ways: over time-for the periodic net swap payments; immediately-to the extent of any change in the difference between the foreign exchange spot rate and forward rate; and upon sale or substantial liquidation of our net investments-to the extent of change in the foreign exchange spot rates.

## Notes to Consolidated Financial Statements

Pfizer Inc and Subsidiary Companies

Any ineffectiveness in a hedging relationship is recognized immediately into earnings. There was no significant ineffectiveness in 2008, 2007 or 2006.

**Interest Rate Risk**—Our interest-bearing investments, loans and borrowings are subject to interest rate risk. We invest, loan and borrow primarily on a short-term or variable-rate basis. From time to time, depending on market conditions, we will fix interest rates either through entering into fixed-rate investments and borrowings or through the use of derivative financial instruments.

We entered into derivative financial instruments to hedge or offset the fixed interest rates on the hedged item, matching the amount and timing of the hedged item. As of December 31, 2008 and 2007, the more significant derivative financial instruments employed to manage interest rate risk follow:

INSTRUMENT	PRIMARY BALANCE SHEET CAPTION <sup>(a)</sup>	HEDGE TYPE <sup>(b)</sup>	HEDGED OR OFFSET ITEM	NOTIONAL AMOUNT (MILLIONS OF DOLLARS)		MATURITY DATE
				2008	2007	
Swaps	OA	—	U.S. dollar fixed rate debt	\$ 1,271	\$ 1,278	2018-2028
Swap	OA	FV	Euro fixed rate debt <sup>(c)</sup>	1,247	—	2014
Swap	OA	FV	Euro fixed rate debt <sup>(c)</sup>	1,247	—	2017
Swaps	OA	FV	U.S. dollar fixed rate debt <sup>(c)</sup>	1,050	1,050	2014-2018
Swaps	OCA	FV	U.S. dollar fixed rate debt <sup>(c)</sup>	900	—	2009
Swap	ONCL	FV	Euro fixed rate debt <sup>(c)</sup>	—	1,321	2014
Swap	ONCL	FV	Euro fixed rate debt <sup>(c)</sup>	—	1,321	2017
Swaps	ONCL	FV	U.S. dollar fixed rate debt <sup>(c)</sup>	—	900	2009
Swaps	OCL	FV	U.S. dollar fixed rate debt <sup>(c)</sup>	—	450	2008

<sup>(a)</sup>The primary consolidated balance sheet caption indicates the financial statement classification of the fair value amount associated with the financial instrument used to hedge or offset interest rate risk. The abbreviations used are defined as follows: OCA = *Taxes and other current assets*; OCL = *Other current liabilities*; ONCL = *Other noncurrent liabilities*; and OA = *Other assets, deferred taxes and deferred charges*.

<sup>(b)</sup>FV = Fair value hedge.

<sup>(c)</sup>Serve to reduce exposure to long-term U.S. dollar and euro interest rates by effectively converting fixed rates associated with long-term debt obligations to floating rates (see also Note 9C. *Financial Instruments: Long-Term Debt*).

All derivative contracts used to manage interest rate risk are measured at fair value and reported as assets or liabilities on the consolidated balance sheet. Changes in fair value are reported in earnings, as follows:

- We recognize the earnings impact of interest rate swaps designated as fair value hedges in *Other (income)/deductions—net* upon the recognition of the change in fair value of the hedged risk.
- We recognize the earnings impact of interest rate swaps that serve as offsets immediately in *Other (income)/deductions—net*.

Any ineffectiveness in a hedging relationship is recognized immediately in earnings. There was no significant ineffectiveness in 2008, 2007 or 2006.

## Notes to Consolidated Financial Statements

Pfizer Inc and Subsidiary Companies

### E. Fair Value

Information about certain of our financial assets and liabilities follows:

(MILLIONS OF DOLLARS)	AS OF DECEMBER 31, 2008	FAIR VALUE (a)		
		LEVEL 1	LEVEL 2	LEVEL 3
<b>Financial assets carried at fair value:</b>				
Trading securities <sup>(b)</sup>	\$ 190	\$ —	\$ 190	\$ —
Available-for-sale debt securities <sup>(c)</sup>	30,061	—	30,061	—
Available-for-sale money market funds <sup>(d)</sup>	398	—	398	—
Available-for-sale equity securities, excluding money market funds <sup>(d)</sup>	319	87	232	—
Derivative financial instruments <sup>(e)</sup>	1,259	—	1,259	—
<b>Total</b>	<b>\$ 32,227</b>	<b>\$ 87</b>	<b>\$ 32,140</b>	<b>\$ —</b>
<b>Other financial assets:</b>				
Held-to-maturity debt securities carried at amortized cost <sup>(f)</sup>	\$ 2,349			
Short-term loans carried at cost	824			
Long-term loans carried at cost <sup>(b)</sup>	1,568			
Non-traded equity securities carried at cost <sup>(b)</sup>	182			
<b>Total</b>	<b>\$ 4,923</b>			
<b>Financial liabilities carried at fair value:</b>				
Derivative financial instruments <sup>(g)</sup>	\$ 1,243	\$ —	\$ 1,243	\$ —
<b>Total</b>	<b>\$ 1,243</b>	<b>\$ —</b>	<b>\$ 1,243</b>	<b>\$ —</b>
<b>Financial liabilities carried at historical proceeds:</b>				
Short-term borrowings	\$ 9,320			
Long-term debt, including adjustments for fair value hedges of interest rate risk	7,963			
<b>Total</b>	<b>\$ 17,283</b>			

(a) Fair values are determined based on valuation techniques categorized as follows: Level 1 means the use of quoted prices for identical instruments in active markets; Level 2 means the use of quoted prices for similar instruments in active markets or quoted prices for identical or similar instruments in markets that are not active or are directly or indirectly observable; Level 3 means the use of unobservable inputs.

(b) Included in *Long-term investments and loans*.

(c) Included in *Short-term investments* (\$20.9 billion) and *Long-term investments and loans* (\$9.2 billion).

(d) Included in *Short-term investments*. Virtually all of these money market funds participate in the U.S. Treasury Department's Temporary Guarantee Program for Money Market Funds.

(e) Included in *Taxes and other current assets* (\$404 million) and *Other assets, deferred taxes and deferred charges* (\$855 million).

(f) Included in *Cash and cash equivalents* (\$2.0 billion), *Short-term investments* (\$355 million) and *Long-term investments and loans* (\$14 million).

(g) Included in *Other current liabilities* (\$1.1 billion) and *Other noncurrent liabilities* (\$124 million).

The differences between the estimated fair values and carrying values of our financial assets and liabilities not carried at fair value on a recurring basis were not significant as of December 31, 2008. See also *Note 9A. Financial Instruments: Investments in Debt and Equity Securities*.

As of December 31, 2008, the following methods and assumptions were used to estimate the fair value of our financial assets and liabilities:

- Trading securities—we use quoted market prices.
- Available-for-sale debt securities—we use a matrix-pricing model using observable market quotes and credit ratings.
- Available-for-sale money market funds—we use observable prices.
- Available-for-sale equity securities, excluding money market funds—we use pricing services that principally use a composite of observable prices.
- Derivative financial instruments (assets and liabilities)—we use a matrix-pricing model using observable market quotes and credit ratings.
- Held-to-maturity debt securities—we use a matrix-pricing model using observable market quotes and credit ratings.
- Short-term and long-term loans—we use discounted future cash flows using current rates at which similar loans would be made to borrowers with similar credit ratings and for the same remaining maturities.

- Non-traded equity securities—we apply the implied volatility associated with an observable biotech index to the carrying amount of our portfolio.
- Short-term borrowings and long-term debt—we use a matrix-pricing model using observable market quotes and our own credit rating.

In addition, we have long-term receivables where fair value uses discounted future cash flows, using current rates at which similar loans would be made to borrowers with similar credit ratings and for the same remaining maturities.



## Notes to Consolidated Financial Statements

Pfizer Inc and Subsidiary Companies

We regularly evaluate all of our financial assets for impairment. For investments in debt and equity securities, when a decline in fair value, if any, is determined to be other-than-temporary, an impairment charge is recorded and a new cost basis in the investment is established. For loans, an impairment charge is recorded if it is probable that we will not be able to collect all amounts due according to the loan agreement. There were no significant impairments recognized in 2008, 2007 or 2006.

### F. Credit Risk

We regularly review the creditworthiness of counterparties to foreign exchange and interest rate agreements and do not expect to incur a significant loss from failure of any counterparties to perform under the agreements.

There are no significant concentrations of credit risk related to our financial instruments with any individual counterparty. As of December 31, 2008, we had \$3.8 billion due from a well-diversified, highly rated group (primarily Standard & Poor's rating of AA or better) of bank counterparties around the world.

In general, there is no requirement for collateral from customers. However, derivative financial instruments are executed under master netting agreements with financial institutions. These agreements contain provisions that provide for the ability for collateral payments, depending on levels of exposure, our credit rating and the credit rating of the counterparty. As of December 31, 2008, we advanced cash collateral of \$497 million and received cash collateral of \$510 million against various counterparties. The collateral primarily supports the approximate fair value of our derivative contracts. The collateral advanced receivables are reported in *Short-term loans*, and the collateral received obligations are reported in *Short-term borrowings, including current portion of long-term debt*.

## 10. Inventories

The components of inventories as of December 31 follow:

(MILLIONS OF DOLLARS)	2008	2007
Finished goods	\$ 2,024	\$ 2,064
Work-in-process	1,527	2,353
Raw materials and supplies	830	885
Total inventories <sup>(a)</sup>	\$ 4,381	\$ 5,302

(a) Certain amounts of inventories are in excess of one year's supply. There are no recoverability issues associated with these quantities and the amounts are not significant.

## 11. Property, Plant and Equipment

The major categories of property, plant and equipment as of December 31 follow:

(MILLIONS OF DOLLARS)	USEFUL LIVES (YEARS)	2008	2007
Land	—	\$ 616	\$ 718
Buildings	33 1/3-50	8,775	10,319
Machinery and equipment	8-20	9,583	10,441
Furniture, fixtures and other	3-12 1/2	4,350	4,867
Construction in progress	—	1,804	1,758
		25,128	28,103
Less: accumulated depreciation		11,841	12,369
Total property, plant and equipment		\$ 13,287	\$ 15,734

## 12. Goodwill and Other Intangible Assets

### A. Goodwill

The changes in the carrying amount of goodwill by segment for the years ended December 31, 2008 and 2007, follow:

(MILLIONS OF DOLLARS)	PHARMACEUTICAL	ANIMAL HEALTH	OTHER	TOTAL
Balance, January 1, 2007	\$20,798	\$ 61	\$ 17	\$ 20,876
Additions <sup>(a)</sup>	—	40	—	40
Other <sup>(b)</sup>	458	7	1	466
Balance, December 31, 2007	21,256	108	18	21,382
Additions <sup>(a)</sup>	21	36	—	57
Other <sup>(b)</sup>	40	(15)	—	25
<b>Balance, December 31, 2008</b>	<b>\$21,317</b>	<b>\$ 129</b>	<b>\$ 18</b>	<b>\$ 21,464</b>

(a) In 2008, primarily related to our acquisitions of Coley and a number of animal health product lines from Schering-Plough, as well as two smaller acquisitions also related to Animal Health. In 2007, primarily related to our acquisition of Embrex.

(b) In 2008, primarily relates to tax adjustments and the impact of foreign exchange. In 2007, primarily relates to the impact of foreign exchange.

## Notes to Consolidated Financial Statements

Pfizer Inc and Subsidiary Companies

### B. Other Intangible Assets

The components of identifiable intangible assets, primarily included in our Pharmaceutical segment, as of December 31 follow:

(MILLIONS OF DOLLARS)	2008			2007		
	GROSS CARRYING AMOUNT	ACCUMULATED AMORTIZATION	IDENTIFIABLE INTANGIBLE ASSETS, LESS ACCUMULATED AMORTIZATION	GROSS CARRYING AMOUNT	ACCUMULATED AMORTIZATION	IDENTIFIABLE INTANGIBLE ASSETS, LESS ACCUMULATED AMORTIZATION
Finite-lived intangible assets:						
Developed technology rights	\$ 31,484	\$ (17,673)	\$ 13,811	\$ 32,433	\$ (15,830)	\$ 16,603
Brands	1,016	(487)	529	1,017	(452)	565
License agreements	246	(78)	168	212	(59)	153
Trademarks	118	(78)	40	128	(82)	46
Other(a)	531	(291)	240	459	(264)	195
<b>Total amortized finite-lived intangible assets</b>	<b>33,395</b>	<b>(18,607)</b>	<b>14,788</b>	<b>34,249</b>	<b>(16,687)</b>	<b>17,562</b>
Indefinite-lived intangible assets:						
Brands	2,860	—	2,860	2,864	—	2,864
Trademarks	70	—	70	71	—	71
Other	3	—	3	1	—	1
<b>Total indefinite-lived intangible assets</b>	<b>2,933</b>	<b>—</b>	<b>2,933</b>	<b>2,936</b>	<b>—</b>	<b>2,936</b>
<b>Total identifiable intangible assets</b>	<b>\$ 36,328</b>	<b>\$ (18,607)</b>	<b>\$ 17,721(b)</b>	<b>\$ 37,185</b>	<b>\$ (16,687)</b>	<b>\$ 20,498</b>

(a) Includes patents, non-compete agreements, customer contracts and other intangible assets.

(b) Decrease was primarily related to amortization and the impact of foreign exchange, partially offset by acquisitions.

Developed technology rights represent the amortized value associated with developed technology, which has been acquired from third parties and which can include the right to develop, use, market, sell and/or offer for sale the product, compounds and intellectual property that we have acquired with respect to products, compounds and/or processes that have been completed. We possess a well-diversified portfolio of hundreds of developed technology rights across therapeutic categories, primarily representing the commercialized products included in our Pharmaceutical segment that we acquired in connection with our Pharmacia acquisition in 2003. While the Arthritis and Pain therapeutic category represents about 29% of the total amortized value of developed technology rights as of December 31, 2008, the balance of the amortized value is distributed in a range of 5% to 15% across the following Pharmaceutical therapeutic product categories: Ophthalmology; Oncology; Urology; Infectious and Respiratory Diseases; Endocrine Disorders categories; and as a group, the Cardiovascular and Metabolic Diseases, Central Nervous System Disorders and All Other categories. The significant components include values determined for Celebrex, Detrol/Detrol LA, Xalatan, Genotropin and Zyvox. Also included in this category are the post-approval milestone payments made under our alliance agreements for certain Pharmaceutical products, such as Rebif and Spiriva. These rights are all subject to our review for impairment, explained in *Note 1K. Significant Accounting Policies: Amortization of Intangible Assets, Depreciation and Certain Long-Lived Assets.*

The weighted-average life of our total finite-lived intangible assets is approximately seven years, which includes developed technology rights at eight years. Total amortization expense for finite-lived intangible assets was \$2.8 billion in 2008, \$3.2 billion in 2007 and \$3.4 billion in 2006.

Brands represent the amortized value associated with tradenames, as the products themselves no longer receive patent protection. Most of these assets are associated with our Pharmaceutical segment and the significant components include values determined for Depo-Provera, Xanax and Medrol.

In 2007, we recorded charges of \$1.1 billion in *Cost of sales and Selling, informational and administrative expenses* related to the impairment of Exubera (included in our Pharmaceutical segment) (see *Note 4D. Certain Charges: Exubera*). In 2006, we recorded charges of \$320 million in *Other (income)/deductions—net* related to the impairment of our Depo-Provera brand, a contraceptive injection (included in our Pharmaceutical segment).

The annual amortization expense expected for the years 2009 through 2013 is as follows:

(MILLIONS OF DOLLARS)	2009	2010	2011	2012	2013
Amortization expense	\$ 2,459	\$ 2,446	\$ 2,421	\$ 2,077	\$ 1,727

## Notes to Consolidated Financial Statements

Pfizer Inc and Subsidiary Companies

### 13. Pension and Postretirement Benefit Plans and Defined Contribution Plans

We provide defined benefit pension plans and defined contribution plans for the majority of our employees worldwide. In the U.S., we have both qualified and supplemental (non-qualified) defined benefit plans. A qualified plan meets the requirements of certain sections of the Internal Revenue Code and, generally, contributions to qualified plans are tax deductible. A qualified plan typically provides benefits to a broad group of employees and may not discriminate in favor of highly compensated employees in its coverage, benefits or contributions. We also provide benefits through supplemental (non-qualified) retirement plans to certain employees. In addition, we provide medical and life insurance benefits to certain retirees and their eligible dependents through our postretirement plans.

We use a measurement date that coincides with our fiscal year-ends; December 31 for our U.S. pension and postretirement plans and November 30 for our international plans. During 2006, pursuant to the divestiture of our Consumer Healthcare business, certain defined benefit obligations and related plan assets, if applicable, were transferred to the purchaser of that business.

#### A. Adoption of New Accounting Standard

As of December 31, 2006, we adopted the provisions of SFAS No. 158, *Employers' Accounting for Defined Benefit Pension and Other Postretirement Plans (an amendment of FASB Statements No. 87, 88, 106 and 132R)*, which requires us to recognize on our balance sheet the difference between our benefit obligations and any plan assets of our defined benefit plans. In addition, we are required to recognize as part of other comprehensive income/(expense), net of taxes, gains and losses due to differences between our actuarial assumptions and actual experience (actuarial gains and losses) and any effects on prior service due to plan amendments (prior service costs or credits) that arise during the period and are not being recognized as net periodic benefit costs. Upon adoption, SFAS 158 requires the recognition of previously unrecognized actuarial gains and losses, prior service costs and credits and net transition amounts within *Accumulated other comprehensive income/(expense)*, net of tax. The incremental impact of applying SFAS 158 to our balance sheet as of December 31, 2006, was to reduce our total shareholders' equity by \$2.1 billion, primarily due to the recognition of previously unrecognized actuarial losses.

#### B. Components of Net Periodic Benefit Costs and Other Amounts Recognized in Other Comprehensive (Income)/Expense

The annual cost and other amounts recognized in other comprehensive (income)/expense of the U.S. qualified, U.S. supplemental (non-qualified) and international pension plans and postretirement plans for the years ended December 31, 2008, 2007 and 2006, follow:

(MILLIONS OF DOLLARS)	PENSION PLANS									POSTRETIREMENT PLANS		
	U.S. QUALIFIED			U.S. SUPPLEMENTAL (NON-QUALIFIED)			INTERNATIONAL			2008	2007	2006
	2008	2007	2006	2008	2007	2006	2008	2007	2006			
Service cost	\$ 236	\$ 282	\$ 368	\$ 23	\$ 27	\$ 43	\$ 249	\$ 292	\$ 303	\$ 39	\$ 42	\$ 47
Interest cost	459	447	444	38	55	60	388	349	307	141	137	127
Expected return on plan assets	(646)	(693)	(628)	—	—	—	(437)	(381)	(311)	(35)	(36)	(28)
Amortization of:												
Actuarial losses	32	65	119	29	45	45	43	96	106	28	42	36
Prior service costs/(credits)	3	8	9	(2)	(2)	(3)	1	—	2	1	1	1
Curtailments and settlements—net	32	58	117	120	5	(8)	3	(155)	(17)	10	5	6
Special termination benefits	30	16	17	—	—	—	25	29	14	17	17	12
Less: amounts included in discontinued operations	—	(27)	(81)	—	—	4	—	—	15	—	—	9
Net periodic benefit costs	146	156	365	208	130	141	272	230	419	201	208	210
Other changes recognized in other comprehensive (income)/expense <sup>(a)</sup>	2,273	(582)	—	(52)	(134)	12	415	(808)	4	(140)	(311)	—
Total recognized in net periodic benefit costs and other comprehensive (income)/expense	\$ 2,419	\$ (426)	\$ 365	\$ 156	\$ (4)	\$ 153	\$ 687	\$ (578)	\$ 423	\$ 61	\$ (103)	\$ 210

<sup>(a)</sup> For details, see Note 8. *Other Comprehensive Income/(Expense)*.

The decrease in the 2008 U.S. qualified pension plans' net periodic benefit cost compared to 2007 was largely driven by the increase in the discount rate and the impact of our cost-reduction initiatives. The decrease in the 2007 U.S. qualified pension plans' net periodic benefit cost compared to 2006 was largely driven by a higher 2006 actual investment return, the increase in the discount rate and the impact of our cost-reduction initiatives.

The increase in the 2008 U.S. supplemental (non-qualified) plans' net periodic benefit costs compared to 2007 was largely driven by settlement charges required to be recognized due to lump sum benefit payments made to certain of our former executive officers and other former executives in 2008.

## Notes to Consolidated Financial Statements

Pfizer Inc and Subsidiary Companies

The decrease in the 2007 international plans' net periodic benefit cost compared to 2006 was largely driven by a settlement gain at our Japanese affiliate. Japanese pension regulations permit employers with certain pension obligations to separate the social security benefits portion of those obligations and transfer it, along with related plan assets, to the Japanese government. During 2007, our Japanese affiliate completed this transfer and effectively received a subsidy from the Japanese government of approximately \$168 million. This subsidy was the result of the transfer of pension obligations of approximately \$309 million (excluding the effect of any future salary increases of approximately \$9 million) along with related plan assets of approximately \$141 million. This transfer resulted in a settlement gain of approximately \$106 million.

The following table presents the amount in *Accumulated other comprehensive income/(expense)* expected to be amortized into 2009 net periodic benefit costs:

(MILLIONS OF DOLLARS)	PENSION PLANS			POSTRETIREMENT PLANS
	U.S. QUALIFIED	U.S. SUPPLEMENTAL (NON-QUALIFIED)	INTERNATIONAL	
Actuarial losses	\$ (228)	\$ (32)	\$ (24)	\$ (18)
Prior service (costs)/credits and other	(3)	2	3	4
<b>Total</b>	<b>\$ (231)</b>	<b>\$ (30)</b>	<b>\$ (21)</b>	<b>\$ (14)</b>

### C. Actuarial Assumptions

The following table provides the weighted-average actuarial assumptions:

(PERCENTAGES)	2008	2007	2006
Weighted-average assumptions used to determine benefit obligations:			
Discount rate:			
U.S. qualified pension plans/non-qualified pension plans	6.4%	6.5%	5.9%
International pension plans	5.6	5.3	4.4
Postretirement plans	6.4	6.5	5.9
Rate of compensation increase:			
U.S. qualified pension plans/non-qualified pension plans	4.3	4.5	4.5
International pension plans	3.2	3.3	3.6
Weighted-average assumptions used to determine net periodic benefit cost:			
Discount rate:			
U.S. qualified pension plans/non-qualified pension plans	6.5	5.9	5.8
International pension plans	5.3	4.4	4.3
Postretirement plans	6.5	5.9	5.8
Expected return on plan assets:			
U.S. qualified pension plans	8.5	9.0	9.0
International pension plans	7.2	6.6	6.9
Postretirement plans	8.5	9.0	9.0
Rate of compensation increase:			
U.S. qualified pension plans/non-qualified pension plans	4.5	4.5	4.5
International pension plans	3.3	3.6	3.6

The assumptions above are used to develop the benefit obligations at fiscal year-end and to develop the net periodic benefit cost for the subsequent fiscal year. Therefore, the assumptions used to determine net periodic benefit cost for each year are established at the end of each previous year, while the assumptions used to determine benefit obligations were established at each year-end.

The net periodic benefit cost and the benefit obligations are based on actuarial assumptions that are reviewed on an annual basis. We revise these assumptions based on an annual evaluation of long-term trends, as well as market conditions that may have an impact on the cost of providing retirement benefits.

The expected rates of return on plan assets for our U.S. qualified, international and postretirement plans represent our long-term assessment of return expectations, which we may change based on shifts in economic and financial market conditions. The 2008 expected rates of return for these plans reflect our long-term outlook for a globally diversified portfolio, which is influenced by a combination of return expectations for individual asset classes, actual historical experience and our diversified investment strategy. The historical returns are one of the inputs used to provide context for the development of our expectations for future returns. Using this information, we develop ranges of returns for each asset class and a weighted-average expected return for our targeted portfolio, which includes the impact of portfolio diversification and active portfolio management.

## Notes to Consolidated Financial Statements

Pfizer Inc and Subsidiary Companies

The healthcare cost trend rate assumptions for our U.S. postretirement benefit plans are as follows:

(PERCENTAGES)	2008	2007
Healthcare cost trend rate assumed for next year	9.0%	9.9%
Rate to which the cost trend rate is assumed to decline	5.0	5.0
Year that the rate reaches the ultimate trend rate	2018	2015

A one-percentage-point increase or decrease in the healthcare cost trend rate assumed for postretirement benefits would have the following effects as of December 31, 2008:

(MILLIONS OF DOLLARS)	INCREASE	DECREASE
Effect on total service and interest cost components	\$ 17	\$ (14)
Effect on postretirement benefit obligation	135	(115)

### D. Obligations and Funded Status

The following table presents an analysis of the changes in 2008 and 2007 in the benefit obligations, the plan assets and the accounting funded status of our U.S. qualified, U.S. supplemental (non-qualified) and international pension plans, and our postretirement plans:

(MILLION OF DOLLARS)	PENSION PLANS						POSTRETIREMENT PLANS	
	U.S. QUALIFIED		U.S. SUPPLEMENTAL (NON-QUALIFIED)		INTERNATIONAL		2008	2007
	2008	2007	2008	2007	2008	2007		
Change in benefit obligation:								
Benefit obligation at beginning of year <sup>(a)</sup>	\$ 7,456	\$ 7,792	\$ 973	\$ 1,045	\$ 7,839	\$ 8,144	\$ 2,178	\$ 2,416
Service cost	236	282	23	27	249	292	39	42
Interest cost	459	447	38	55	388	349	141	137
Employee contributions	—	—	—	—	21	21	39	34
Plan amendments	(6)	(47)	(1)	(5)	18	40	(33)	1
Increases/(decreases) arising primarily from changes in actuarial assumptions	172	(412)	102	(64)	(1,005)	(829)	(221)	(289)
Foreign exchange impact	—	—	—	—	(1,234)	564	(11)	6
Acquisitions	—	5	—	(5)	7	17	—	—
Curtailments	(48)	(107)	(6)	(15)	(74)	(80)	11	5
Settlements	(212)	(253)	(202)	(11)	(58)	(409)	—	—
Special termination benefits	30	16	—	—	25	29	17	17
Benefits paid	(304)	(267)	(51)	(54)	(325)	(299)	(194)	(191)
Benefit obligation at end of year <sup>(a)</sup>	7,783	7,456	876	973	5,851	7,839	1,966	2,178
Change in plan assets:								
Fair value of plan assets at beginning of year	7,989	7,816	—	—	6,579	5,880	413	396
Actual (loss)/gain on plan assets	(1,576)	613	—	—	(1,249)	261	(107)	16
Company contributions	—	106	253	65	471	499	152	158
Employee contributions	—	—	—	—	21	21	39	34
Foreign exchange impact	—	—	—	—	(1,048)	435	—	—
Acquisitions	—	—	—	—	3	14	—	—
Settlements	(212)	(279)	(202)	(11)	(58)	(232)	—	—
Benefits paid	(304)	(267)	(51)	(54)	(325)	(299)	(194)	(191)
Fair value of plan assets at end of year	5,897	7,989	—	—	4,394	6,579	303	413
Funded status (plan assets greater than (less than) benefit obligation) at end of year	\$ (1,886)	\$ 533	\$ (876)	\$ (973)	\$ (1,457)	\$ (1,260)	\$ (1,663)	\$ (1,765)

(a) For the U.S. and international pension plans, the benefit obligation is the projected benefit obligation. For the postretirement plans, the benefit obligation is the accumulated postretirement benefit obligation.

The unfavorable change in our U.S. qualified plans projected benefit obligations funded status from \$533 million overfunded in the aggregate as of December 31, 2007, to \$1.9 billion underfunded in the aggregate as of December 31, 2008, was largely driven by the reduction in plan assets due to investment losses and the 0.1 percentage-point reduction in discount rate. In 2008, contributions to our U.S. qualified plans were not significant. In 2007, we made required U.S. qualified plan contributions of \$6 million and voluntary tax-deductible contributions in excess of minimum requirements of \$100 million to certain of our U.S. qualified pension plans. In the aggregate, the U.S. qualified pension plans are underfunded on a projected benefit measurement basis and on an accumulated benefit obligation measurement basis as of December 31, 2008, and overfunded on a projected benefit measurement basis and on an accumulated benefit obligation measurement basis as of December 31, 2007.

## Notes to Consolidated Financial Statements

Pfizer Inc and Subsidiary Companies

The U.S. supplemental (non-qualified) pension plans are not generally funded, as there are no tax or other incentives that exist, and these obligations, which are substantially greater than the annual cash outlay for these liabilities, are paid from cash generated from operations.

The unfavorable change in our international plans projected benefit obligations funded status from \$1.3 billion underfunded in the aggregate as of December 31, 2007, to \$1.5 billion underfunded in the aggregate as of December 31, 2008, was largely driven by investments losses in the U.K., Japan and other European plans, somewhat offset by the strengthening of the U.S. dollar against the British pound and euro. Outside the U.S., in general, we fund our defined benefit plans to the extent that tax or other incentives exist and we have accrued liabilities on our consolidated balance sheets to reflect those plans that are not fully funded.

The favorable change in our postretirement plans projected benefit obligations funded status from \$1.8 billion underfunded in the aggregate as of December 31, 2007, to \$1.7 billion underfunded in the aggregate as of December 31, 2008, was largely driven by the impact of our cost-reduction initiatives, partially offset by the 0.1 percentage-point decrease in the discount rate.

The accumulated benefit obligations (ABO) for our U.S. qualified pension plans were \$7.0 billion in 2008 and \$6.6 billion in 2007. The ABO for our U.S. supplemental (non-qualified) pension plans was \$762 million in 2008 and \$849 million in 2007. The ABO for our international pension plans was \$5.3 billion in 2008 and \$6.8 billion in 2007.

The U.S. qualified pension plans loan securities to other companies. Such securities may be onward loaned, or sold, or pledged by the other companies, but they may be required to be returned in a short period of time. We also require cash collateral from these companies and a maintenance margin of 103% of the fair value of the collateral relative to the fair value of the loaned securities. As of December 31, 2008, the fair value of collateral received was \$572 million. The securities loaned continue to be included in the table above in *Fair value of plan assets at end of year*.

Amounts recognized in our consolidated balance sheet as of December 31 follow:

(MILLIONS OF DOLLARS)	PENSION PLANS								POSTRETIREMENT PLANS	
	U.S. QUALIFIED		U.S. SUPPLEMENTAL (NON-QUALIFIED)		INTERNATIONAL					
	2008	2007	2008	2007	2008	2007	2008	2007	2008	2007
Noncurrent assets <sup>(a)</sup>	\$ —	\$ 862	\$ —	\$ —	\$ 160	\$ 327	\$ —	\$ —	\$ —	\$ —
Current liabilities <sup>(b)</sup>	—	—	(107)	(253)	(37)	(37)	(60)	(57)	(60)	(57)
Noncurrent liabilities <sup>(c)</sup>	(1,886)	(329)	(769)	(720)	(1,580)	(1,550)	(1,604)	(1,708)	(1,604)	(1,708)
Funded status	\$ (1,886)	\$ 533	\$ (876)	\$ (973)	\$ (1,457)	\$ (1,260)	\$ (1,664)	\$ (1,765)	\$ (1,664)	\$ (1,765)

(a) Included primarily in *Other assets, deferred taxes and deferred charges*.

(b) Included in *Other current liabilities*.

(c) Included in *Pension benefit obligations and Postretirement benefit obligations*, as appropriate.

Amounts recognized in *Accumulated other comprehensive income/(expense)* as of December 31 follow:

(MILLIONS OF DOLLARS)	PENSION PLANS								POSTRETIREMENT PLANS	
	U.S. QUALIFIED		U.S. SUPPLEMENTAL (NON-QUALIFIED)		INTERNATIONAL					
	2008	2007	2008	2007	2008	2007	2008	2007	2008	2007
Actuarial losses	\$ (3,173)	\$ (890)	\$ (433)	\$ (487)	\$ (1,231)	\$ (794)	\$ (204)	\$ (311)	\$ (204)	\$ (311)
Prior service (costs)/credits and other	14	4	23	26	(23)	(45)	29	(5)	29	(5)
Total	\$ (3,159)	\$ (886)	\$ (410)	\$ (461)	\$ (1,254)	\$ (839)	\$ (175)	\$ (316)	\$ (175)	\$ (316)

The actuarial losses primarily represent the cumulative difference between the actuarial assumptions and actual return on plan assets, changes in discount rates and plan experience. These actuarial losses are recognized in *Accumulated other comprehensive income/(expense)* and are amortized into net periodic pension costs over an average period of 10 years for our U.S. plans and an average period of 12.5 years for our international plans.

Information related to the U.S. qualified, U.S. supplemental (non-qualified) and international pension plans as of December 31 follows:

(MILLIONS OF DOLLARS)	PENSION PLANS					
	U.S. QUALIFIED		U.S. SUPPLEMENTAL (NON-QUALIFIED)		INTERNATIONAL	
	2008	2007	2008	2007	2008	2007
Pension plans with an accumulated benefit obligation in excess of plan assets:						
Fair value of plan assets	\$ 5,897	\$ 39	\$ —	\$ —	\$ 1,574	\$ 1,052
Accumulated benefit obligation	7,011	40	762	849	2,961	2,413
Pension plans with a projected benefit obligation in excess of plan assets:						
Fair value of plan assets	5,897	2,927	—	—	1,943	1,445
Projected benefit obligation	7,783	3,256	876	973	3,560	3,033

All of our U.S. plans are underfunded as of December 31, 2008.

## Notes to Consolidated Financial Statements

Pfizer Inc and Subsidiary Companies

### E. Plan Assets

The following table presents the weighted-average long-term target asset allocations and the percentages of the fair value of plan assets for our U.S. qualified and international pension plans and postretirement plans by investment category as of December 31:

(PERCENTAGES)	TARGET ALLOCATION	PERCENTAGE OF PLAN ASSETS	
	2008	2008	2007
U.S. qualified pension plans:			
Global equity securities	55.0	40.6	61.4
Debt securities	35.0	41.2	23.6
Alternative investments <sup>(a)</sup>	10.0	15.9	10.9
Cash and cash equivalents	—	2.3	4.1
<b>Total</b>	<b>100.0</b>	<b>100.0</b>	100.0
International pension plans:			
Global equity securities	57.1	48.5	63.2
Debt securities	28.2	31.6	23.3
Alternative investments <sup>(b)</sup>	14.5	11.2	7.9
Cash and cash equivalents	0.2	8.7	5.6
<b>Total</b>	<b>100.0</b>	<b>100.0</b>	100.0
U.S. postretirement plans <sup>(c)</sup> :			
Global equity securities	69.4	57.9	72.3
Debt securities	27.8	37.0	23.8
Alternative investments <sup>(a)</sup>	2.8	4.5	2.8
Cash and cash equivalents	—	0.6	1.1
<b>Total</b>	<b>100.0</b>	<b>100.0</b>	100.0

(a) Private equity, venture capital, private debt and real estate.

(b) Real estate, insurance contracts and other investments.

(c) Reflects postretirement plan assets, which support a portion of our U.S. retiree medical plans.

All long-term asset allocation targets reflect our asset class return expectations and tolerance for investment risk within the context of the respective plans' long-term benefit obligations. The long-term asset allocation is supported by an analysis that incorporates historical and expected returns by asset class, as well as volatilities and correlations across asset classes and our liability profile. This analysis, referred to as an asset-liability analysis, also provides an estimate of expected returns on plan assets, as well as a forecast of potential future asset and liability balances. Due to market conditions and other factors, actual asset allocations may vary from the target allocation outlined above. For the U.S. qualified pension plans, in late 2007, we modified our strategic asset target allocation to reduce the volatility of our plan funded status and the probability of future contribution requirements. Our target allocations were revised to increase the debt securities allocation by 10% and to reduce the global equity securities allocation by a corresponding amount. The year-end 2008 cash allocations of 2.3% for U.S. qualified pensions plans and 8.7% for international pension plans were above the target allocation, primarily due to cash raised from the termination of certain investment strategies, which will be redeployed during 2009. The assets are periodically rebalanced back to the target allocation.

The U.S. qualified pension plans held no shares of our common stock as of December 31, 2008 and 2007. The plans received no dividends on shares of our common stock in 2008 and approximately \$12 million in dividends on shares of our common stock in 2007.

### F. Cash Flows

It is our practice to fund amounts for our qualified pension plans that are at least sufficient to meet the minimum requirements set forth in applicable employee benefit laws and local tax laws.

The following table presents expected cash flow information:

FOR THE YEAR ENDED DECEMBER 31, (MILLIONS OF DOLLARS)	PENSION PLANS			POST-RETIREMENT PLANS
	U.S. QUALIFIED	U.S. SUPPLEMENTAL (NON-QUALIFIED)	INTERNATIONAL	
Employer contributions:				
2009 (estimated)	\$ 2	\$ 107	\$ 309	\$ 161
Expected benefit payments:				
2009	\$ 625	\$ 107	\$ 279	\$ 182
2010	453	65	283	185
2011	464	68	292	190
2012	477	67	306	192
2013	497	70	314	195
2014–2018	2,868	373	1,745	942

## Notes to Consolidated Financial Statements

Pfizer Inc and Subsidiary Companies

The table reflects the total U.S. and international plan benefits projected to be paid from the plans or from our general assets under the current actuarial assumptions used for the calculation of the benefit obligation and, therefore, actual benefit payments may differ from projected benefit payments.

### G. Defined Contribution Plans

We have savings and investment plans in several countries, including the U.S., Japan, Spain and the Netherlands. For the U.S. plans, employees may contribute a portion of their salaries and bonuses to the plans, and we match, largely in company stock, a portion of the employee contributions. In the U.S., the matching contributions in company stock are made through open market purchases and employees are permitted to subsequently diversify all or any portion of their company match contribution. The contribution match for certain legacy Pfizer U.S. participants is held in an employee stock ownership plan. We recorded charges related to our plans of \$198 million in 2008, \$203 million in 2007 and \$222 million in 2006.

## 14. Equity

### A. Common Stock

We purchase our common stock via privately negotiated transactions or in open market purchases as circumstances and prices warrant. Purchased shares under each of the share-purchase programs, which are authorized by our Board of Directors, are available for general corporate purposes.

A summary of common stock purchases follows:

FOR THE YEAR ENDED DECEMBER 31, (MILLIONS OF SHARES AND DOLLARS, EXCEPT PER-SHARE DATA)	SHARES OF COMMON STOCK PURCHASED	AVERAGE PER-SHARE PRICE PAID	TOTAL COST OF COMMON STOCK PURCHASED
<b>2008:</b>			
June 2005 program <sup>(a)</sup>	26	\$ 18.96	\$ 500
<b>2007:</b>			
June 2005 program <sup>(a)</sup>	395	\$ 25.27	\$ 9,994
<b>2006:</b>			
June 2005 program <sup>(a)</sup>	266	\$ 26.19	\$ 6,979

(a) In June 2005, we announced a \$5 billion share-purchase program, which we increased in June 2006 to \$18 billion.

In January 2008, we announced a new \$5 billion share-purchase program, to be funded by operating cash flows, that may be utilized from time to time. On January 26, 2009, we announced that we have entered into a definitive merger agreement under which we will acquire Wyeth in a cash-and-stock transaction. (See *Note 21. Subsequent Event.*) The merger agreement limits our stock purchases to a maximum of \$500 million prior to the completion of the transaction without Wyeth's consent.

### B. Preferred Stock

The Series A convertible perpetual preferred stock is held by an Employee Stock Ownership Plan ("Preferred ESOP") Trust and provides dividends at the rate of 6.25%, which are accumulated and paid quarterly. The per-share stated value is \$40,300 and the preferred stock ranks senior to our common stock as to dividends and liquidation rights. Each share is convertible, at the holder's option, into 2,574.87 shares of our common stock with equal voting rights. The conversion option is indexed to our common stock and requires share settlement, and therefore, is reported at the fair value at the date of issuance. We may redeem the preferred stock at any time or upon termination of the Preferred ESOP, at our option, in cash, in shares of common stock or a combination of both at a price of \$40,300 per share.

### C. Employee Stock Ownership Plans

We have two employee stock ownership plans (collectively the "ESOPs"), a Preferred ESOP and another that holds common stock of the company (Common ESOP). As of January 1, 2008, the legacy Pharmacia U.S. savings plan was merged with the Pfizer Savings Plan. Prior to the merger, a portion of the matching contributions for legacy Pharmacia U.S. savings plan participants was funded through the ESOPs.

In January 2007, we paid the remaining balance of financing, which was outstanding prior to our acquisition of Pharmacia in 2003, relating to the Preferred ESOP. Compensation expense related to the ESOPs totaled approximately \$35 million in 2007 and \$37 million in 2006.

Allocated shares held by the Common ESOP are considered outstanding for the earnings per share (EPS) calculations and the eventual conversion of allocated preferred shares held by the Preferred ESOP is assumed in the diluted EPS calculation. As of December 31, 2008, the Preferred ESOP held preferred shares with a stated value of approximately \$73 million, convertible into approximately 5 million shares of our common stock. As of December 31, 2008, the Common ESOP held approximately 6 million shares of our common stock. As of December 31, 2008, all preferred and common shares held by the ESOPs have been allocated to the Pharmacia U.S. and certain Puerto Rico savings plan participants.

### D. Employee Benefit Trust

The Pfizer Inc Employee Benefit Trust (EBT) was established in 1999 to fund our employee benefit plans through the use of its holdings of Pfizer Inc stock. Our consolidated balance sheets reflect the fair value of the shares owned by the EBT as a reduction of *Shareholders' equity*.



## Notes to Consolidated Financial Statements

Pfizer Inc and Subsidiary Companies

### 15. Share-Based Payments

Our compensation programs can include share-based payments. In 2008, 2007 and 2006, the primary share-based awards and their general terms and conditions are as follows:

- Stock options, which entitle the holder to purchase, after the end of a vesting term, a specified number of shares of Pfizer common stock at a price per share equal to the market price of Pfizer common stock on the date of grant.
- Restricted stock units (RSUs), which entitle the holder to receive, at the end of a vesting term, a specified number of shares of Pfizer common stock, including shares resulting from dividend equivalents paid on such RSUs.
- Performance share awards (PSAs) and performance-contingent share awards (PCSAs), which entitle the holder to receive, at the end of a vesting term, a number of shares of Pfizer common stock, within a range of shares from zero to a specified maximum, calculated using a non-discretionary formula that measures Pfizer's performance relative to an industry peer group. Dividend equivalents accumulate on PSAs and are paid at the end of the vesting term in respect to any shares that are paid.
- Short-term incentive awards, which entitle the holder to receive a specified dollar value on the first anniversary of the grant date, based upon performance. At the election of the holder, such specified dollar value is paid: (i) all in RSUs, or half in RSUs and half in cash, in the case of senior management; and (ii) all in RSUs, all in cash, or half in RSUs and half in cash, in the case of all other holders.
- Stock appreciation rights (SARs), which entitle the holder to receive, two years after the end of a vesting term, a number of shares of Pfizer common stock with a value equal to the difference between the defined settlement price and the closing market price of Pfizer common stock on the date of grant, plus accumulated dividend equivalents through the payment date.
- Restricted stock grants, which entitle the holder to receive, at the end of a vesting term, a specified number of shares of Pfizer common stock, and which also entitle the holder to receive dividends paid on such grants.

The Company's shareholders approved the Pfizer Inc. 2004 Stock Plan (the 2004 Plan) at the Annual Meeting of Shareholders held on April 22, 2004, and, effective upon that approval, new stock option and other share-based awards may be granted only under the 2004 Plan. The 2004 Plan allows a maximum of 3 million shares to be awarded to any employee per year and 475 million shares in total. RSUs, PSAs, PCSAs and restricted stock grants count as three shares, while stock options and SARs count as one share, under the 2004 Plan toward the maximums.

In the past, we had various employee stock and incentive plans under which stock options and other share-based awards were granted. Stock options and other share-based awards that were granted under prior plans and were outstanding on April 22, 2004, continue in accordance with the terms of the respective plans.

As of December 31, 2008, 159 million shares were available for award, which include two million shares available for award through February 13, 2010, under the Pharmacia 2001 Long-Term Incentive Plan (the "Pharmacia Plan"). Such amounts do not include 40 million shares previously issuable but no longer available for award under the Pharmacia Plan.

Although not required to do so, historically, we have used authorized and unissued shares and, to a lesser extent, shares held in our Employee Benefit Trust and treasury stock to satisfy our obligations under these programs.

#### A. Impact on Net Income

The components of share-based compensation expense and the associated tax benefit follow:

(MILLIONS OF DOLLARS)	YEAR ENDED DECEMBER 31,		
	2008	2007	2006
Stock option expense	\$ 194	\$ 286	\$ 410
Restricted stock unit expense	169	160	184
PSA and PCSA (expense reduction)/expense	(2)	(9)	61
Short-term incentive award expense	13		
SAR expense	10		
Share-based payment expense	384	437	655
Tax benefit for share-based compensation expense	(114)	(141)	(204)
Share-based payment expense, net of tax	\$ 270	\$ 296	\$ 451

Amounts capitalized as part of inventory cost were not significant. In 2008, 2007 and 2006, the impact of modifications under our cost-reduction initiatives to share-based awards was not significant. Generally, these modifications resulted in an acceleration of vesting, either in accordance with plan terms or at management's discretion.

#### B. Stock Options

Stock options, which entitle the holder to purchase, after the end of a vesting term, a specified number of shares of Pfizer common stock at a price per share equal to the market price of Pfizer common stock on the date of grant, are accounted for at fair value at the date of grant in the consolidated income statement. These fair values are generally amortized on an even basis over the vesting term into *Cost of sales, Selling, informational and administrative expenses* and *Research and development expenses*, as appropriate.

## Notes to Consolidated Financial Statements

Pfizer Inc and Subsidiary Companies

Prior to 2006, stock options were accounted for under APB No. 25, using the intrinsic value method in the consolidated income statement and fair value information was disclosed. In these disclosures of fair value, we allocated stock option compensation expense based on the nominal vesting period, rather than the expected time to achieve retirement eligibility. In 2006, we changed our method of allocating stock option compensation expense to a method based on the substantive vesting period for all new awards, while continuing to allocate outstanding nonvested awards not yet recognized as of December 31, 2005, under the nominal vesting period method. Specifically, under this prospective change in accounting policy, compensation expense related to stock options granted prior to 2006, that are subject to accelerated vesting upon retirement eligibility, is being recognized over the vesting term of the grant, even though the service period after retirement eligibility is not considered to be a substantive vesting requirement. The impact of this change was not significant.

All employees may receive stock option grants. Except for stock options awarded to two executive officers at the time they joined Pfizer, no stock options were awarded to senior and key management in 2008. In virtually all instances, stock options granted since 2005 vest after three years of continuous service from the grant date and have a contractual term of ten years. In all cases, even for stock options that are subject to accelerated vesting upon voluntary retirement, stock options must be held for at least one year from grant date before any vesting may occur. In the event of a divestiture or restructuring, options held by employees are immediately vested and are exercisable from three months to their remaining term, depending on various conditions.

The fair value of each stock option grant is estimated on the grant date using, for virtually all grants, the Black-Scholes-Merton option-pricing model, which incorporates a number of valuation assumptions noted in the following table, shown at their weighted-average values:

	YEAR ENDED DECEMBER 31,		
	2008	2007	2006
Expected dividend yield <sup>(a)</sup>	5.54%	4.49%	3.65%
Risk-free interest rate <sup>(b)</sup>	2.90%	4.69%	4.59%
Expected stock price volatility <sup>(c)</sup>	27.21%	21.28%	24.47%
Expected term <sup>(d)</sup> (years)	5.75	5.75	6.00

(a) Determined using a constant dividend yield during the expected term of the option.

(b) Determined using the extrapolated yield on U.S. Treasury zero-coupon issues.

(c) Determined using implied volatility, after consideration of historical volatility.

(d) Determined using historical exercise and post-vesting termination patterns.

The following table summarizes all stock option activity during 2008, 2007 and 2006:

	SHARES (THOUSANDS)	WEIGHTED-AVERAGE EXERCISE PRICE PER SHARE	WEIGHTED-AVERAGE REMAINING CONTRACTUAL TERM (YEARS)	AGGREGATE INTRINSIC VALUE <sup>(a)</sup> (MILLIONS)
Outstanding, January 1, 2006	627,404	\$33.51		
Granted	69,300	26.20		
Exercised	(38,953)	16.09		
Forfeited	(9,370)	39.01		
Cancelled	(63,591)	32.51		
Outstanding, December 31, 2006	584,790	33.96		
Granted	51,215	25.84		
Exercised	(27,391)	19.68		
Forfeited	(8,152)	28.00		
Cancelled	(77,257)	34.47		
Outstanding, December 31, 2007	523,205	33.93		
Granted	49,522	22.49		
Exercised	(1,724)	16.81		
Forfeited	(7,648)	26.55		
Cancelled	(74,301)	34.16		
Outstanding, December 31, 2008	489,054	32.91	4.6	\$—
Vested and expected to vest <sup>(b)</sup> , December 31, 2008	482,360	33.02	4.5	\$—
Exercisable, December 31, 2008	347,164	36.15	3.2	\$—

(a) Market price of underlying Pfizer common stock less exercise price.

(b) The number of options expected to vest takes into account an estimate of expected forfeitures.

## Notes to Consolidated Financial Statements

Pfizer Inc and Subsidiary Companies

The following table provides data related to all stock option activity:

(MILLIONS OF DOLLARS, EXCEPT PER STOCK OPTION AMOUNTS AND YEARS)	YEAR ENDED DECEMBER 31,		
	2008	2007	2006
Weighted-average grant date fair value per stock option	\$ 3.30	\$ 4.11	\$ 5.42
Aggregate intrinsic value on exercise	\$ 9	\$ 173	\$ 380
Cash received upon exercise	\$ 29	\$ 532	\$ 622
Tax benefits realized related to exercise	\$ 3	\$ 54	\$ 114
Total compensation cost related to nonvested stock options not yet recognized, pre-tax	\$ 159	\$ 216	\$ 330
Weighted-average period in years over which stock option compensation cost is expected to be recognized	1.1	1.2	1.1

### C. Restricted Stock Units

RSUs, which entitle the holder to receive, at the end of a vesting term, a specified number of shares of Pfizer common stock, including shares resulting from dividend equivalents paid on such RSUs, are accounted for at fair value at the date of grant. For RSUs granted in 2008 and 2007, in virtually all instances, the units vest after three years of continuous service from the grant date and the fair values are amortized on an even basis over the vesting term into *Cost of sales, Selling, informational and administrative expenses and Research and development expenses*, as appropriate. For RSUs granted in 2006, the units vest in substantially equal portions each year over five years of continuous service and the fair value related to each year's portion is then amortized evenly into *Cost of sales, Selling, informational and administrative expenses and Research and development expenses*, as appropriate. For certain members of senior and key management, vesting may occur after three years of continuous service.

The fair value of each RSU grant is estimated on the grant date. For RSUs granted in 2008 and 2007, the fair value is set using the closing price of Pfizer common stock on the date of grant. For RSUs granted in 2006, the fair value is set using the average price of Pfizer common stock on the date of grant.

The following table summarizes all RSU activity during 2008, 2007 and 2006:

	SHARES (THOUSANDS)	WEIGHTED- AVERAGE GRANT DATE FAIR VALUE PER SHARE
Nonvested, January 1, 2006	12,803	\$ 26.89
Granted	12,734	26.15
Vested	(3,573)	27.29
Reinvested dividend equivalents	700	25.42
Forfeited	(2,334)	26.17
Nonvested, December 31, 2006	20,330	26.56
Granted	10,459	25.77
Vested	(5,337)	27.29
Reinvested dividend equivalents	1,018	24.87
Forfeited	(3,534)	26.09
Nonvested, December 31, 2007	22,936	26.37
Granted	11,454	22.35
Vested	(4,559)	26.20
Reinvested dividend equivalents	1,783	19.36
Forfeited	(2,650)	25.30
Nonvested, December 31, 2008	28,964	24.47

The following table provides data related to all RSU activity:

(MILLIONS OF DOLLARS, EXCEPT YEARS)	YEAR ENDED DECEMBER 31,		
	2008	2007	2006
Total fair value of shares vested	\$ 119	\$ 146	\$ 98
Total compensation cost related to nonvested RSU awards not yet recognized, pre-tax	\$ 257	\$ 254	\$ 270
Weighted-average period in years over which RSU cost is expected to be recognized	1.5	2.1	3.8

### D. Performance Share Awards (PSAs) and Performance-Contingent Share Awards (PCSAs)

PSAs in 2008, 2007 and 2006, and PCSAs in earlier years, entitle the holder to receive, at the end of a vesting term, a number of shares of our common stock, within a specified range of shares, calculated using a non-discretionary formula that measures our performance relative to an industry peer group. PSAs are accounted for at fair value at the date of grant in the consolidated income statement beginning with grants in 2006. Further, PSAs are generally amortized on an even basis over the vesting term into *Cost of*

## Notes to Consolidated Financial Statements

Pfizer Inc and Subsidiary Companies

sales, Selling, informational and administrative expenses and Research and development expenses, as appropriate. The PCSA grants awarded prior to 2006 are accounted for using the intrinsic value method in the consolidated income statement. Senior and other key members of management may receive PSA and PCSA grants. In most instances, PSA grants vest after three years and PCSA grants vest after five years of continuous service from the grant date. In certain instances, PCSA grants vest over two to four years of continuous service from the grant date. The vesting terms are equal to the contractual terms.

The 2004 Plan limitations on the maximum amount of share-based awards apply to all awards, including PCSA and PSA grants. In 2001, our shareholders approved the 2001 Performance-Contingent Share Award Plan (the 2001 Plan), allowing a maximum of 12.5 million shares to be awarded to all participants. This maximum was applied to awards for performance periods beginning after January 1, 2002 through 2004. The 2004 Plan is the only plan under which share-based awards may be granted in the future.

PSA grants made in 2008, 2007 and 2006 will vest and be paid based on a non-discretionary formula that measures our performance using relative total shareholder return over a performance period relative to an industry peer group. If our minimum performance in the measure is below the threshold level relative to the peer group, then no shares will be paid. PCSA grants made prior to 2006 will vest and be paid based on a non-discretionary formula, which measures our performance using relative total shareholder return and relative change in diluted EPS over a performance period relative to an industry peer group. If our minimum performance in the measures is below the threshold level relative to the peer group, then no shares will be paid.

We measure PSA grants at fair value, using a Monte Carlo simulation model, times the target number of shares. The target number of shares is determined by reference to the fair value of share-based awards to similar employees in the industry peer group. We measure PCSA grants at intrinsic value whereby the probable award was allocated over the term of the award, then the resultant shares are adjusted to the fair value of our common stock at each accounting period until the date of payment.

The weighted average assumptions used in the valuation of PSAs are as follows:

	YEAR ENDED DECEMBER 31,		
	2008	2007	2006
Risk-free interest rate	2.05%	4.68%	4.70%
Expected Pfizer stock price volatility	27.21%	21.28%	24.47%
Average peer stock price volatility	32.13%	18.85%	23.34%
Contractual term in years	3	3	3

The following table summarizes all PSA and PCSA activity during 2008, 2007 and 2006, with the shares granted representing the maximum award that could be achieved:

	SHARES (THOUSANDS)	WEIGHTED- AVERAGE GRANT DATE FAIR VALUE PER SHARE
Nonvested, January 1, 2006	15,979	\$23.32
Granted	1,728	34.84
Vested	(1,583)	26.20
Forfeited <sup>(a)</sup>	(2,388)	26.11
Nonvested, December 31, 2006	13,736	26.78
Granted	1,183	28.80
Vested	(1,788)	25.87
Forfeited <sup>(a)</sup>	(5,166)	26.44
Modifications <sup>(b)</sup>	2,192	25.66
Nonvested, December 31, 2007	10,157	24.76
Granted	1,529	30.93
Vested	(657)	22.55
Forfeited <sup>(a)</sup>	(3,591)	23.06
Modifications <sup>(b)</sup>	454	17.55
Nonvested, December 31, 2008	7,892	23.52

<sup>(a)</sup>Forfeited includes nil in 2008 and 2007, and 345 thousand shares in 2006 that were forfeited by retirees. At the discretion of the Compensation Committee of our Board of Directors, \$9 million in 2006 was paid in cash to such retirees, which was equivalent to the fair value of the forfeited shares pro rated for the portion of the performance period that was completed prior to retirement.

<sup>(b)</sup>Modifications includes pro-ration of the awards for service to the date of termination for 15 former employees in 2008 and 34 employees and former employees in 2007. The modifications were made at the discretion of the Senior Vice President of Worldwide Human Resources, or her designee, for 2008, and the Board of Directors, the Executive Leadership Team or the Chairman and Chief Executive Officer for 2007. There was no incremental cost related to the modifications.

## Notes to Consolidated Financial Statements

Pfizer Inc and Subsidiary Companies

The following table provides data related to all PSA and PCSA activity:

(MILLIONS OF DOLLARS, EXCEPT YEARS)	FOR YEAR ENDED DECEMBER 31,		
	2008	2007	2006
Total intrinsic value of vested PCSA shares	\$ 15	\$ 46	\$ 51
Total compensation cost related to nonvested PSA grants not yet recognized, pre-tax	\$ 20	\$ 15	\$ 10
Weighted-average period in years over which PSA cost is expected to be recognized	2	2	2

We entered into forward-purchase contracts that partially offset the potential impact on net income of our obligation under the pre-2006 PCSAs. At settlement date, we would, at the option of the counterparty to each of the contracts, either receive our own stock or settle the contracts for cash. We had contracts for approximately 3 million shares of our stock at a per-share price of \$33.85 outstanding as of December 31, 2006. The contracts matured early in 2007. Changes in the fair value of these contracts were reported in *Other (income)/deductions – net*.

### E. Stock Appreciation Rights (SARs)

SARs are awarded to senior and key management. SARs entitle the holders to receive, two years after the end of a vesting term, a number of shares of our common stock with a value equal to the difference between the defined settlement price and the grant price, plus the dividends accumulated during a five-year term. The settlement price is the average closing price of Pfizer common stock during the 20 trading days ending on the fifth anniversary of the grant; the grant price is the closing price of Pfizer common stock on the date of the grant.

The SARs are automatically settled on the fifth anniversary of the grant but vest on the third anniversary of the grant, after which time there is no longer a risk of forfeiture. SARs are accounted for at fair value at the date of grant in the consolidated income statement and generally amortized on an even basis over the vesting term into *Cost of sales, Selling, informational and administrative expenses* and *Research and development expenses*, as appropriate.

We calculate the fair value by using a Monte Carlo simulation model, using weighted-average assumptions similar to those used in the valuation of stock options, except using the risk-free rate of 2.77% and contractual five years as the expected term.

The following summarizes all SARs activity during 2008:

	SHARES (THOUSANDS)	WEIGHTED-AVERAGE GRANT DATE VALUE PER SHARE
Nonvested, January 1, 2008	—	\$ —
Granted	3,040	22.50
Vested	(35)	22.55
Forfeited	(249)	22.55
Nonvested, December 31, 2008	<b>2,756</b>	<b>22.49</b>

The following table provides data related to all SARs activity:

(MILLIONS OF DOLLARS, EXCEPT PER SARs AMOUNTS AND YEARS)	YEAR ENDED DECEMBER 31,
	2008
Weighted-average grant date fair value per SARs	\$5.54
Total compensation cost related to nonvested SARs grants not yet recognized, pre-tax	\$ 9
Weighted-average period in years over which SARs cost is expected to be recognized	2.2

### F. Restricted Stock

Restricted stock grants, which entitle the holder to receive, at the end of a vesting term, a specified number of shares of our common stock, and which also entitle the holder to receive dividends paid on such grants, are accounted for at fair value at the date of grant.

Senior and key members of management received restricted stock awards prior to 2005. In most instances, restricted stock grants vest after three years of continuous service from the grant date. The vesting terms are equal to the contractual terms. These awards have not been significant.

## Notes to Consolidated Financial Statements

Pfizer Inc and Subsidiary Companies

### 16. Earnings per Common Share

Basic and diluted EPS were computed using the following common share data:

(MILLIONS OF DOLLARS)	YEAR ENDED DECEMBER 31,		
	2008	2007	2006
<b>EPS Numerator—Basic:</b>			
Income from continuing operations	\$ 8,026	\$ 8,213	\$ 11,024
Less: Preferred stock dividends—net of tax	3	4	5
Income available to common shareholders from continuing operations	8,023	8,209	11,019
Discontinued operations:			
Income/(loss) from discontinued operations—net of tax	(2)	(3)	433
Gains/(losses) on sales of discontinued operations—net of tax	80	(66)	7,880
Discontinued operations—net of tax	78	(69)	8,313
Net income available to common shareholders	\$ 8,101	\$ 8,140	\$ 19,332
<b>EPS Denominator—Basic:</b>			
Weighted-average number of common shares outstanding	6,727	6,917	7,242
<b>EPS Numerator—Diluted:</b>			
Income from continuing operations	\$ 8,026	\$ 8,213	\$ 11,024
Less: ESOP contribution—net of tax	—	2	3
Income available to common shareholders from continuing operations	8,026	8,211	11,021
Discontinued operations:			
Income/(loss) from discontinued operations—net of tax	(2)	(3)	433
Gains/(losses) on sales of discontinued operations—net of tax	80	(66)	7,880
Discontinued operations—net of tax	78	(69)	8,313
Net income available to common shareholders	\$ 8,104	\$ 8,142	\$ 19,334
<b>EPS Denominator—Diluted:</b>			
Weighted-average number of common shares outstanding	6,727	6,917	7,242
Common-share equivalents—stock options, stock issuable under employee compensation plans and convertible preferred stock	23	22	32
Weighted-average number of common shares outstanding and common-share equivalents	6,750	6,939	7,274
Stock options that had exercise prices greater than the average market price of our common stock issuable under employee compensation plans <sup>(a)</sup>	489	514	552

<sup>(a)</sup>These common stock equivalents were outstanding during 2008, 2007 and 2006, but were not included in the computation of diluted EPS for those years because their inclusion would have had an anti-dilutive effect.

### 17. Lease Commitments

We lease properties and equipment for use in our operations. In addition to rent, the leases may require us to pay directly for taxes, insurance, maintenance and other operating expenses, or to pay higher rent when operating expenses increase. Rental expense, net of sublease income, was \$370 million in 2008, \$398 million in 2007 and \$420 million in 2006. This table shows future minimum rental commitments under noncancellable operating leases as of December 31 for the following years:

(MILLIONS OF DOLLARS)	2009	2010	2011	2012	2013	AFTER 2013
Lease commitments	\$ 205	\$ 172	\$ 121	\$ 96	\$ 85	\$ 854

### 18. Insurance

Our insurance coverage reflects market conditions (including cost and availability) existing at the time it is written, and our decision to obtain insurance coverage or to self-insure varies accordingly. Depending upon the cost and availability of insurance and the nature of the risk involved, the amount of self-insurance may be significant. The cost and availability of coverage have resulted in our decision to self-insure certain exposures, including product liability. If we incur substantial liabilities that are not covered by insurance or substantially exceed insurance coverage and that are in excess of existing accruals, there could be a material adverse effect on our results of operations in any particular period (see Note 19. *Legal Proceedings and Contingencies*).

---

## Notes to Consolidated Financial Statements

Pfizer Inc and Subsidiary Companies

---

### 19. Legal Proceedings and Contingencies

We and certain of our subsidiaries are involved in various patent, product liability, consumer, commercial, securities, environmental and tax litigations and claims; government investigations; and other legal proceedings that arise from time to time in the ordinary course of our business. We do not believe any of them will have a material adverse effect on our financial position.

Beginning in 2007 upon the adoption of a new accounting standard, we record accruals for income tax contingencies to the extent that we conclude that a tax position is not sustainable under a 'more-likely-than-not' standard and we record our estimate of the potential tax benefits in one tax jurisdiction that could result from the payment of income taxes in another tax jurisdiction when we conclude that the potential recovery is more likely than not. (See *Note 1B. Significant Accounting Policies: New Accounting Standards* and *Note 7E. Taxes on Income: Tax Contingencies*.) We record accruals for all other contingencies to the extent that we conclude their occurrence is probable and the related damages are estimable, and we record anticipated recoveries under existing insurance contracts when assured of recovery. If a range of liability is probable and estimable and some amount within the range appears to be a better estimate than any other amount within the range, we accrue that amount. If a range of liability is probable and estimable and no amount within the range appears to be a better estimate than any other amount within the range, we accrue the minimum of such probable range. Many claims involve highly complex issues relating to causation, label warnings, scientific evidence, actual damages and other matters. Often these issues are subject to substantial uncertainties and, therefore, the probability of loss and an estimation of damages are difficult to ascertain. Consequently, we cannot reasonably estimate the maximum potential exposure or the range of possible loss in excess of amounts accrued for these contingencies. These assessments can involve a series of complex judgments about future events and can rely heavily on estimates and assumptions (see *Note 1C. Significant Accounting Policies: Estimates and Assumptions*). Our assessments are based on estimates and assumptions that have been deemed reasonable by management. Litigation is inherently unpredictable, and excessive verdicts do occur. Although we believe we have substantial defenses in these matters, we could in the future incur judgments or enter into settlements of claims that could have a material adverse effect on our results of operations in any particular period.

Patent claims include challenges to the coverage and/or validity of our patents on various products or processes. Although we believe we have substantial defenses to these challenges with respect to all our material patents, there can be no assurance as to the outcome of these matters, and a loss in any of these cases could result in a loss of patent protection for the drug at issue, which could lead to a significant loss of sales of that drug and could materially affect future results of operations.

Among the principal matters pending to which we are a party are the following:

#### A. Patent Matters

We are involved in a number of suits relating to our patents, most of which involve claims by generic drug manufacturers that patents covering our products, processes or dosage forms are invalid and/or do not cover the product of the generic manufacturer. Challenges have been made by generic manufacturers to patents covering, among other products, Lipitor (atorvastatin), Norvasc (amlodipine), Celebrex (celecoxib), Detrol and Detrol LA (tolterodine), Vfend (voriconazole) and Aricept (donepezil hydrochloride). Also, counterclaims as well as various independent actions have been filed claiming that our assertions of, or attempts to enforce, our patent rights with respect to certain products constitute unfair competition and/or violations of the antitrust laws. In addition to the challenges to the U.S. patents on a number of our products that are discussed below, we note that the patent rights to certain of our products, including without limitation Lipitor and Celebrex, are being challenged in various other countries.

##### Lipitor (atorvastatin)

In April 2007, Teva Pharmaceuticals USA, Inc. (Teva) notified us that it had filed an abbreviated new drug application with the FDA seeking approval to market a generic version of Lipitor. Teva asserts the invalidity of our patent covering the enantiomer form of atorvastatin, which (including the six-month pediatric exclusivity period) expires in June 2011, and the non-infringement of certain later-expiring patents. Teva is not challenging our basic patent, which (including the six-month pediatric exclusivity period) expires in March 2010. In June 2007, we filed suit against Teva in the U.S. District Court for the District of Delaware asserting the validity and infringement of the enantiomer patent.

In November 2008, Apotex Inc. (Apotex) notified us that it had filed an abbreviated new drug application with the FDA seeking approval to market a generic version of Lipitor. Apotex asserts the invalidity of our enantiomer patent and the non-infringement of certain later-expiring patents. Apotex is not challenging our basic patent. In December 2008, we filed suit against Apotex in the U.S. District Court for the District of Delaware and the U.S. District Court for the Northern District of Illinois asserting the validity and infringement of the enantiomer patent.

In January 2007, we filed a reissue application with the U.S. Patent and Trademark Office (the Patent Office) seeking to correct a technical defect in our enantiomer patent. In January 2009, the Patent Office accepted our application for reissue of the enantiomer patent and issued a Notice of Allowance. Certain formalities must be completed before the reissue patent will be granted. The reissued patent will have the same force and effect and same June 2011 expiration date (including the six-month pediatric exclusivity period) as the original enantiomer patent.

In July 2008, we entered into an agreement to settle our litigation with Apotex with respect to certain of our patents for Lipitor in Canada, subject to certain conditions. Those conditions have been satisfied, and that litigation has been settled. The settlement does not apply to the aforementioned litigation against Apotex with respect to our Lipitor enantiomer patent in the U.S., which remains pending.

---

## Notes to Consolidated Financial Statements

Pfizer Inc and Subsidiary Companies

---

### Norvasc (amlodipine)

Certain generic manufacturers are seeking to market their own generic amlodipine products in Canada and are challenging our Norvasc patent in that country, which expires in August 2010. In April 2008, the Canadian Federal Court in Toronto upheld the validity of our Norvasc patent in our action against Pharmascience Inc. (Pharmascience) and issued an order preventing approval of Pharmascience's generic product containing amlodipine besylate, which is the salt form used in Norvasc, until the expiration of our patent in August 2010. In May 2008, Pharmascience appealed the decision to the Federal Court of Appeal of Canada. In September 2008, Dr. Reddy's Laboratories Limited (Dr. Reddy's) filed an application with Health Canada also seeking to market a generic product containing amlodipine besylate, and in October 2008 we filed an action in the Canadian Federal Court in Toronto seeking to prevent approval of Dr. Reddy's generic product.

In addition, in February and April 2008, respectively, Pharmascience and Apotex notified us that they are alleging the non-infringement of our Norvasc patent in connection with their applications with Health Canada seeking to market in Canada products containing amlodipine salt forms that are different from amlodipine besylate. In April and June 2008, respectively, we filed actions against Pharmascience and Apotex in the Canadian Federal Court in Toronto asserting the infringement of our Norvasc patent.

### Celebrex (celecoxib)

In March 2008, Mylan Pharmaceuticals, Inc. (Mylan) notified us that it had filed an abbreviated new drug application with the FDA challenging our patent for Celebrex covering use in the treatment of inflammation, which expires in December 2015. Mylan is seeking to market a product containing celecoxib upon the expiration in May 2014 of our two main patents covering the active ingredient and a pharmaceutical composition thereof.

In April 2008, Teva notified us that it had filed an amendment to its previously filed abbreviated new drug application with the FDA with respect to the 50 mg dose of Celebrex challenging our patent for Celebrex covering use in the treatment of inflammation. Teva is seeking to market a 50 mg product containing celecoxib upon the expiration of our two main patents in May 2014.

### Neurontin (gabapentin)

In August 2005, the U.S. District Court for the District of New Jersey held that the generic gabapentin (Neurontin) products of a number of generic manufacturers did not infringe our gabapentin low-lactam patent, which expires in 2017, and it granted summary judgment in their favor. Several generic manufacturers launched their gabapentin products in 2004 and 2005. In September 2007, the U.S. Court of Appeals for the Federal Circuit reversed the District Court's summary judgment decision and remanded the case to the District Court for trial on the patent-infringement issue. If successful at trial, we intend to seek compensation from the generic manufacturers for damages resulting from their at-risk launches of generic gabapentin.

### Detrol (tolterodine)

In March 2004, we brought a patent infringement suit in the U.S. District Court for the District of New Jersey against Teva, which had filed an abbreviated new drug application with the FDA seeking approval to market a generic version of Detrol. In January 2007, Teva withdrew its challenge to our patent, and the patent infringement suit was dismissed. At about the same time in January 2007, Ivax Pharmaceuticals, Inc. (Ivax), a wholly owned subsidiary of Teva, amended its previously filed abbreviated new drug application for tolterodine to challenge our basic patent for Detrol, and we brought a patent infringement action against Ivax in the U.S. District Court for the District of New Jersey. The basic patent (including the six-month pediatric exclusivity period) expires in September 2012.

### Detrol LA (tolterodine)

In October 2007 and January 2008, respectively, Teva and Impax Laboratories, Inc. notified us that they had filed abbreviated new drug applications with the FDA challenging on various grounds four patents relating to Detrol LA, an extended-release formulation of Detrol (tolterodine), and seeking approval to market their generic versions of Detrol LA. We filed suit against each of them in the U.S. District Court for the Southern District of New York asserting the infringement of three of the patents relating to Detrol LA, which (including the six-month pediatric exclusivity period) expire between 2012 (the basic patent) and 2020. Each of these actions subsequently was transferred to the U.S. District Court for the District of New Jersey.

In March 2008, Sandoz Inc., a division of Novartis AG (Sandoz), also notified us that it had filed an abbreviated new drug application with the FDA seeking approval to market a generic version of Detrol LA. Sandoz is challenging three later-expiring patents, which (including the six-month pediatric exclusivity period) expire in 2020, but not our basic patent.

### Vfend (voriconazole)

In July 2008, Matrix Laboratories Ltd. notified us that it had filed an abbreviated new drug application with the FDA challenging on various grounds four of our patents relating to Vfend, which expire between 2009 and 2016, and seeking approval to market a generic version of Vfend.

In November 2008, Sandoz notified us that it had filed an abbreviated new drug application with the FDA challenging on various grounds two of our patents relating to Vfend, which expire in 2016 and 2018, and seeking approval to market a generic version of Vfend for intravenous use.

### Aricept (donepezil hydrochloride)

In October 2005, Teva notified Eisai Co., Ltd. (Eisai) that Teva had filed an abbreviated new drug application with the FDA challenging on various grounds Eisai's U.S. basic patent for Aricept, which expires in November 2010, and seeking approval to market a generic version of Aricept. In December 2005, Eisai filed suit against Teva in the U.S. District Court for the District of New Jersey asserting infringement of that patent. While Teva has received final approval from the FDA for its generic product, it is subject to a preliminary injunction prohibiting the marketing of its product pending the outcome of Eisai's patent infringement action. We co-promote Aricept with Eisai in the U.S. but are not a party to Eisai's patent infringement action.



---

## Notes to Consolidated Financial Statements

Pfizer Inc and Subsidiary Companies

---

### B. Product Litigation

Like other pharmaceutical companies, we are defendants in numerous product liability cases, including but not limited to those discussed below, in which the plaintiffs seek relief for personal injuries and other purported damages allegedly caused by our drugs and other products.

#### Asbestos

- Quigley

Quigley Company, Inc. (Quigley), a wholly owned subsidiary, was acquired by Pfizer in 1968 and sold small amounts of products containing asbestos until the early 1970s. In September 2004, Pfizer and Quigley took steps that were intended to resolve all pending and future claims against Pfizer and Quigley in which the claimants allege personal injury from exposure to Quigley products containing asbestos, silica or mixed dust. We recorded a charge of \$369 million before-tax (\$229 million after-tax) in the third quarter of 2004 in connection with these matters.

In September 2004, Quigley filed a petition in the U.S. Bankruptcy Court for the Southern District of New York seeking reorganization under Chapter 11 of the U.S. Bankruptcy Code. In March 2005, Quigley filed a reorganization plan in the Bankruptcy Court that needed the approval of both the Bankruptcy Court and the U.S. District Court for the Southern District of New York after receipt of the vote of 75% of the claimants. In connection with that filing, Pfizer entered into settlement agreements with lawyers representing more than 80% of the individuals with claims related to Quigley products against Quigley and Pfizer. The agreements provide for a total of \$430 million in payments, of which \$215 million became due in December 2005 and is being paid to claimants upon receipt by the Company of certain required documentation from each of the claimants. The reorganization plan provided for the establishment of a Trust (the Trust) for the payment of all remaining pending claims as well as any future claims alleging injury from exposure to Quigley products.

As certified by the balloting agent in May 2006, more than 75% of Quigley's claimants holding claims that represented more than two-thirds in value of claims against Quigley voted to accept Quigley's plan of reorganization. In August 2006, in reviewing the voting tabulation methodology, the Bankruptcy Court ruled that certain votes that accepted the plan were not predicated upon the actual value of the claim. As a result, the reorganization plan was not accepted.

In June 2007, Quigley filed an amended plan of reorganization that is intended to address the Bankruptcy Court's concerns regarding the voting tabulation methodology. In February 2008, the Bankruptcy Court authorized Quigley to solicit its amended reorganization plan for acceptance by claimants. According to the official report filed with the court by the balloting agent in July 2008, the requisite number of votes was cast in favor of the amended plan of reorganization. The Bankruptcy Court has scheduled a confirmation hearing to be held sometime after March 16, 2009 at which it will consider any objections to the plan's confirmation and determine whether to approve the plan. If approved by the claimants and the courts, the amended reorganization plan will result in a permanent injunction directing all pending and future claims alleging personal injury from exposure to Quigley products to the Trust.

Under the amended reorganization plan (as under the original reorganization plan), Pfizer will contribute to the Trust \$405 million through a note as well as approximately \$100 million in cash and insurance, and will forgive a \$30 million secured loan to Quigley. In addition, Pfizer entered into an agreement with the representative of future claimants that provides for the contribution to the Trust of an additional amount with a present value of \$88.4 million.

In a separately negotiated transaction with an insurance company in August 2004, we agreed to a settlement related to certain insurance coverage which provides for payments to us over a ten-year period of amounts totaling \$405 million.

- Other Matters

Between 1967 and 1982, Warner-Lambert owned American Optical Corporation, which manufactured and sold respiratory protective devices and asbestos safety clothing. In connection with the sale of American Optical in 1982, Warner-Lambert agreed to indemnify the purchaser for certain liabilities, including certain asbestos-related and other claims. As of December 31, 2008, approximately 104,000 claims naming American Optical and numerous other defendants were pending in various federal and state courts seeking damages for alleged personal injury from exposure to asbestos and other allegedly hazardous materials. We are actively engaged in the defense of, and will continue to explore various means to resolve, these claims. Several of the insurance carriers that provided coverage for the American Optical asbestos and other allegedly hazardous materials claims have denied coverage. We believe that these carriers' position is without merit and are pursuing legal proceedings against such carriers.

Numerous lawsuits are pending against Pfizer in various federal and state courts seeking damages for alleged personal injury from exposure to products containing asbestos and other allegedly hazardous materials sold by Gibsonburg Lime Products Company (Gibsonburg). Gibsonburg was acquired by Pfizer in the 1960s and sold small amounts of products containing asbestos until the early 1970s.

There also is a small number of lawsuits pending in various federal and state courts seeking damages for alleged exposure to asbestos in facilities owned or formerly owned by Pfizer or its subsidiaries.

---

## Notes to Consolidated Financial Statements

Pfizer Inc and Subsidiary Companies

---

### Celebrex and Bextra

- Product Liability and Consumer Actions

Product liability suits, including purported class actions, were filed against Pfizer in various U.S. federal and state courts and in certain other countries alleging personal injury as a result of the use of Celebrex and/or Bextra. In addition, purported class actions were filed against Pfizer in various U.S. federal and state courts and in certain other countries alleging consumer fraud as a result of alleged false advertising of Celebrex and Bextra and the withholding of information from the public regarding the alleged safety risks associated with Celebrex and Bextra. Subsequently, all of the U.S. federal product liability and consumer fraud actions were transferred for consolidated pre-trial proceedings to a Multi-District Litigation (*In re Celebrex and Bextra Marketing, Sales Practices and Product Liability Litigation* MDL-1699) in the U.S. District Court for the Northern District of California.

On October 17, 2008, the Company announced that it had reached agreements in principle to settle the pending U.S. consumer fraud purported class action cases and more than 90% of the known U.S. personal injury claims. The proposed settlements of the pending U.S. consumer fraud purported class action cases are subject to approval by the appropriate courts.

In connection with these agreements in principle, the Company recorded pre-tax charges in the third quarter of 2008 of approximately \$745 million for all known U.S. personal injury claims and approximately \$89 million for the pending U.S. consumer fraud purported class action cases. We believe that the charges of approximately \$745 million will be sufficient to resolve all known U.S. personal injury claims, including those not being settled at this time. However, additional charges may have to be taken in the future in connection with certain pending claims and unknown claims relating to Celebrex and Bextra.

The Company believes that it has insurance coverage for a portion of the proposed personal injury settlements and is seeking to recover payments to which it believes it is entitled under the applicable insurance policies.

The agreements in principle and the charges do not apply to the other actions relating to Celebrex and Bextra discussed immediately below.

- Securities, Fiduciary Duty and ERISA Actions

Beginning in late 2004, actions, including purported class and shareholder derivative actions, have been filed in various federal and state courts against Pfizer, Pharmacia Corporation (Pharmacia) and certain current and former officers, directors and employees of Pfizer and Pharmacia. These actions include: (i) purported class actions alleging that Pfizer and certain current and former officers of Pfizer violated federal securities laws by misrepresenting the safety of Celebrex and Bextra; (ii) purported shareholder derivative actions alleging that certain of Pfizer's current and former officers and directors breached fiduciary duties by causing Pfizer to misrepresent the safety of Celebrex and, in certain of the cases, Bextra; and (iii) purported class actions filed by persons who claim to be participants in the Pfizer or Pharmacia Savings Plan alleging that Pfizer and certain current and former officers, directors and employees of Pfizer or, where applicable, Pharmacia and certain former officers, directors and employees of Pharmacia, violated certain provisions of the Employee Retirement Income Security Act of 1974 (ERISA) by selecting and maintaining Pfizer stock as an investment alternative when it allegedly no longer was a suitable or prudent investment option. In June 2005, the federal securities, fiduciary duty and ERISA actions were transferred for consolidated pre-trial proceedings to a Multi-District Litigation (*In re Pfizer Inc. Securities, Derivative and "ERISA" Litigation MDL-1688*) in the U.S. District Court for the Southern District of New York.

In July 2007, the purported federal shareholder derivative action alleging breach of fiduciary duty was dismissed with prejudice by the court in the Multi-District Litigation. The plaintiffs appealed the decision to the U.S. Court of Appeals for the Second Circuit and, in January 2009, the Second Circuit affirmed the dismissal order. In March 2008, the purported shareholder derivative action in the Supreme Court of the State of New York, New York County, alleging breach of fiduciary duty also was dismissed with prejudice. In April 2008, the plaintiff filed a notice of appeal with the Appellate Division of the Supreme Court of the State of New York, First Department.

- Securities Action in New Jersey

In 2003, several purported class action complaints were filed in the U.S. District Court for the District of New Jersey against Pharmacia, Pfizer and certain former officers of Pharmacia. The complaints allege that the defendants violated federal securities laws by misrepresenting the data from a study concerning the gastrointestinal effects of Celebrex. These cases were consolidated for pre-trial proceedings in the District of New Jersey (*Alaska Electrical Pension Fund et al. v. Pharmacia Corporation et al.*). In January 2007, the court certified a class consisting of all persons who purchased Pharmacia securities from April 17, 2000 through February 6, 2001 and were damaged as a result of the decline in the price of Pharmacia's securities allegedly attributable to the misrepresentations. Plaintiffs seek damages in an unspecified amount. In October 2007, the court granted defendants' motion for summary judgment and dismissed the plaintiffs' claims. In November 2007, the plaintiffs appealed the decision to the U.S. Court of Appeals for the Third Circuit. On January 30, 2009, the Third Circuit vacated the District Court's grant of summary judgment in favor of defendants and remanded the case to the District Court for further proceedings. The Third Circuit also held that the District Court erred in determining that the class period ended on February 6, 2001, and directed that the class period end on August 5, 2001.

### Trovan

In May 2007, the Attorney General of the Federation of Nigeria filed civil and criminal actions in the Federal High Court in Abuja against Pfizer, one of our Nigerian subsidiaries, and several current and former U.S. and Nigerian employees, including a current Pfizer director. Also in May 2007, the Attorney General of the State of Kano, Nigeria, filed substantially similar civil and criminal actions in the High Court of Kano State against substantially the same group of defendants. The federal civil action was voluntarily withdrawn by the federal authorities in July 2007, and a new federal civil complaint seeking substantially similar damages against substantially the same group of defendants was filed shortly thereafter.

---

## Notes to Consolidated Financial Statements

Pfizer Inc and Subsidiary Companies

---

All of these actions arise out of a 1996 pediatric clinical study of Trovan, an antibiotic then in late-stage development, that was conducted during a severe meningitis epidemic in Kano. The actions allege, among other things, that the study was conducted without proper government authorization and without the informed consent of the parents or guardians of the study participants and that it resulted in injury or death to a number of study participants. In the civil actions, the federal government is seeking more than \$6 billion in damages and the Kano state government is seeking \$2.075 billion in damages for, among other things, the costs incurred to provide treatment, compensation and support for the alleged victims and their families; the costs of unrelated health initiatives that failed, allegedly due to societal misgivings attributable to the Trovan study; and general damages. We believe that we have strong defenses in these actions.

The 1996 Trovan clinical study also has been the subject of two civil lawsuits filed against Pfizer in the U.S. District Court for the Southern District of New York on behalf of the study participants. Both of these actions assert that Pfizer violated the federal Alien Tort Statute, and one of the actions also asserts that Pfizer violated the Connecticut Unfair Trade Practices Act and the Connecticut Products Liability Act, in connection with the 1996 Trovan clinical study. The District Court dismissed both cases in 2005, and the plaintiffs appealed the decisions to the U.S. Court of Appeals for the Second Circuit. In January 2009, the Second Circuit reversed the District Court's dismissal of both actions, and remanded them to the District Court for further proceedings, on the ground that the District Court erred in holding that it did not have subject matter jurisdiction over the plaintiffs' claims under the Alien Tort Statute.

### Hormone-Replacement Therapy

Pfizer and certain wholly owned subsidiaries and limited liability companies, along with several other pharmaceutical manufacturers, have been named as defendants in a number of lawsuits in various federal and state courts alleging personal injury resulting from the use of certain estrogen and progestin medications prescribed for women to treat the symptoms of menopause. Plaintiffs in these suits allege a variety of personal injuries, including breast cancer, stroke and heart disease. Certain co-defendants in some of these actions have asserted indemnification rights against Pfizer and its affiliated companies. The cases against Pfizer and its affiliated companies involve the products femhrt (which Pfizer divested in 2003), Activella and Vagifem (which are Novo Nordisk products that were marketed by a Pfizer affiliate from 2000 to 2004), and Provera, Ogen, Depo-Estradiol, Estring and generic MPA, all of which remain approved by the FDA for use in the treatment of menopause. The federal cases have been transferred for consolidated pre-trial proceedings to a Multi-District Litigation (*In re Prempro Products Liability Litigation MDL-1507*) in the U.S. District Court for the Eastern District of Arkansas.

This litigation originally included both individual actions as well as various purported nationwide and statewide class actions. However, as a result of the voluntary dismissal of certain purported class actions and the withdrawal of the class action allegations by the plaintiffs in certain other actions, this litigation now consists of individual actions and a few purported statewide class actions.

In November 2008, the State of Nevada filed an action against Pfizer, Pharmacia & Upjohn Company and Wyeth in state court in Nevada alleging that they had engaged in deceptive marketing of their respective hormone replacement therapy medications in Nevada in violation of the Nevada Deceptive Trade Practices Act. In January 2009, the action was removed to the U.S. District Court for the District of Nevada. The action seeks monetary relief, including civil penalties and treble damages.

### Viagra

A number of lawsuits, including purported class actions, have been filed against us in various federal and state courts alleging that Viagra causes certain types of visual injuries. The plaintiffs in the purported class actions seek to represent nationwide and certain statewide classes of Viagra users. All of the actions seek damages for personal injury, and the purported class actions also seek medical monitoring. In January 2006, the federal cases were transferred for consolidated pre-trial proceedings to a Multi-District Litigation (*In re Viagra Products Liability Litigation MDL-1724*) in the U.S. District Court for the District of Minnesota.

### Zolof

A number of individual lawsuits have been filed against us in various federal and state courts alleging personal injury as a result of the purported ingesting of Zolof.

### Mirapex

A number of individual lawsuits seeking damages have been filed against us and Boehringer Ingelheim Pharmaceuticals, Inc. (BIP) in various U.S. federal and state courts and one purported class action has been filed in Canada alleging that Mirapex, a treatment for Parkinson's disease, causes certain impulse-control disorders. We co-promoted Mirapex with BIP until May 2005 but, as a result of the sale of our interests in this product to BIP, we no longer manufacture or sell Mirapex. In June 2007, all of the U.S. federal cases were transferred for consolidated pre-trial proceedings to a Multi-District Litigation (*In re Mirapex Products Liability Litigation MDL -1836*) in the U.S. District Court for the District of Minnesota. We and BIP have agreed to indemnify each other with respect to portions of certain of the claims in these actions. We and BIP have resolved or are in the process of resolving a majority of the lawsuits pending in the U.S. on terms we consider favorable to the Company.

### Neurontin

A number of lawsuits, including purported class actions, have been filed against us in various federal and state courts alleging claims arising from the promotion and sale of Neurontin. The plaintiffs in the purported class actions seek to represent nationwide and certain statewide classes consisting of persons, including individuals, health insurers, employee benefit plans and other third-party payers, who purchased or reimbursed patients for the purchase of Neurontin that allegedly was used for indications other than those included in the product labeling approved by the FDA. In October 2004, many of the suits pending in federal courts, including individual actions as well as purported class actions, were transferred for consolidated pre-trial proceedings to a Multi-District Litigation (*In re Neurontin Marketing, Sales Practices and Product Liability Litigation MDL-1629*) in the U.S. District Court for the District of Massachusetts. Purported class actions also have been filed against us in various Canadian provincial courts alleging claims arising from the promotion and sale of Neurontin and generic gabapentin.

---

## Notes to Consolidated Financial Statements

Pfizer Inc and Subsidiary Companies

---

In the Multi-District Litigation, in August 2007, the court denied without prejudice plaintiffs' motion to certify a nationwide class of all consumers and third-party payers who allegedly purchased or reimbursed patients for the purchase of Neurontin for "off-label" uses from 1994 through 2004. In December 2007, plaintiffs filed a renewed motion for class certification.

In June 2007, a Pennsylvania state court certified a class of all individuals in Pennsylvania who allegedly purchased Neurontin for "off-label" uses from 1995 to the present. The court subsequently expanded the class to include purchasers of generic gabapentin. However, in February 2009, the court determined that class certification was not appropriate and entered an order decertifying the class. Plaintiffs are seeking certification of statewide classes of Neurontin purchasers in actions pending in California, Illinois, Indiana, Missouri and Oklahoma. State courts in New York and New Mexico have declined to certify statewide classes of Neurontin purchasers.

A number of individual lawsuits have been filed against us in various U.S. federal and state courts and in certain other countries alleging suicide, attempted suicide and other personal injuries as a result of the purported ingesting of Neurontin. Certain of the U.S. federal actions have been transferred for consolidated pre-trial proceedings to the same Multi-District Litigation referred to in the first paragraph of this section.

### Lipitor

In March and April 2006, six purported class actions were filed against us in various federal courts alleging claims relating to the promotion of Lipitor. In May 2006, five of the actions were voluntarily dismissed without prejudice, and the plaintiffs in those actions were added as plaintiffs in the remaining action, which had been filed in the U.S. District Court for the Northern District of Illinois. In May 2008, on the Company's uncontested motion, the action was transferred to the U.S. District Court for the Southern District of New York. Plaintiffs, who are third-party payers, allege that, through patient and medical education programs and other actions, the Company promoted Lipitor for use by certain patients contrary to national cholesterol guidelines that plaintiffs claim are a part of the labeled indications for the product. In addition, in an amended complaint, plaintiffs allege that, primarily as the result of the Company's purported failure to fully disclose the risks of alleged side-effects of Lipitor, the prices that plaintiffs paid for Lipitor were higher than they otherwise would have been. The plaintiffs seek to represent nationwide and certain statewide classes consisting of health and welfare funds and other third-party payers that purchased Lipitor or reimbursed patients for the purchase of Lipitor since January 1, 2002. The plaintiffs allege, among other things, fraud, unjust enrichment and a violation of the federal Racketeer Influenced and Corrupt Organizations (RICO) Act and certain state consumer fraud statutes and seek monetary and injunctive relief, including treble damages.

In 2004, a former employee filed a "whistleblower" action against us in the U.S. District Court for the Eastern District of New York. The complaint remained under seal until September 2007, at which time the U.S. Attorney for the Eastern District of New York declined to intervene in the case. We were served with the complaint in December 2007. Plaintiff alleges that, through patient and medical education programs, written materials and other actions aimed at doctors, consumers, payers and investors, the Company promoted Lipitor for use by certain patients contrary to national cholesterol guidelines that plaintiff claims are a part of the labeled indications for the product. Plaintiff alleges violations of the Federal Civil False Claims Act and the false claims acts of certain states and seeks treble damages and civil penalties on behalf of the federal government and the specified states as the result their purchase, or reimbursement of patients for the purchase, of Lipitor allegedly for such "off-label" uses. Plaintiff also seeks compensation as a whistleblower under those federal and state statutes. In addition, plaintiff alleges that he was wrongfully terminated, in violation of the anti-retaliation provisions of the Federal Civil False Claims Act, the Civil Rights Act of 1964 and applicable New York law, for raising concerns about the alleged "off-label" promotion of Lipitor and about alleged instances of sexual harassment in the workplace, and he seeks damages and the reinstatement of his employment.

### Chantix/Champix

In August 2008, an individual filed a purported nationwide class action against us in the U.S. District Court for the Southern District of Illinois alleging claims relating to the marketing of Chantix. In November 2008, the action was dismissed without prejudice by the court at the request of the plaintiff.

A number of individual lawsuits have been filed against us in various federal and state courts alleging suicide, attempted suicide and other personal injuries as a result of the purported ingesting of Chantix, as well as economic loss. Plaintiffs in these actions seek compensatory and punitive damages and the disgorgement of profits resulting from the sale of Chantix.

In December 2008, a purported class action was filed against us in the Ontario Superior Court of Justice (Toronto office) on behalf of all individuals and third-party payers in Canada who have purchased and ingested Champix or reimbursed patients for the purchase of Champix. This action asserts claims under Canadian product liability law, including with respect to the safety and efficacy of Champix, and, on behalf of the putative class, seeks monetary relief, including punitive damages.

## C. Commercial and Other Matters

### Merger Agreement Between Pfizer and Wyeth

In late January and early February 2009, four purported class action complaints were filed by Wyeth shareholders challenging Wyeth's proposed merger with Pfizer. (See *Note 21. Subsequent Event*.) The actions were filed in federal court in New Jersey and in state courts in New Jersey and Delaware. The complaints in all four actions name as defendants the members of Wyeth's board of directors and Wyeth. The complaints in three of the actions also name Pfizer as a defendant. The plaintiffs allege that (i) each of the members of Wyeth's board of directors breached his or her fiduciary duties to Wyeth and its shareholders by authorizing the sale of Wyeth to Pfizer for what plaintiffs deem "inadequate" consideration; (ii) Wyeth directly breached and/or aided and abetted the other defendants' alleged breaches of fiduciary duties; and (iii) in the three actions in which Pfizer is a defendant, that Pfizer aided and abetted the alleged breaches of fiduciary duties by Wyeth and its directors. The plaintiffs seek, among other things, to enjoin the defendants from consummating the merger on the agreed-upon terms.

---

## Notes to Consolidated Financial Statements

Pfizer Inc and Subsidiary Companies

---

### Average Wholesale Price Litigation

A number of states as well as most counties in New York have sued Pharmacia, Pfizer and other pharmaceutical manufacturers alleging that they provided average wholesale price (AWP) information for certain of their products that was higher than the actual prices at which those products were sold. The AWP is used to determine reimbursement levels under Medicare Part B and Medicaid and in many private-sector insurance policies and medical plans. The plaintiffs claim that the alleged spread between the AWP at which purchasers were reimbursed and the actual sale prices was promoted by the defendants as an incentive to purchase certain of their products. In addition to suing on their own behalf, many of the plaintiff states seek to recover on behalf of individual Medicare Part B co-payers and private-sector insurance companies and medical plans in their states. These various actions generally assert fraud claims as well as claims under state deceptive trade practice laws, and seek monetary and other relief, including civil penalties and treble damages. Several of the suits also allege that Pharmacia and/or Pfizer did not report to the states their best price for certain products under the Medicaid program.

In addition, Pharmacia, Pfizer and other pharmaceutical manufacturers are defendants in a number of purported class action suits in various federal and state courts brought by employee benefit plans and other third-party payers that assert claims similar to those in the state and county actions. These suits allege, among other things, fraud, unfair competition and unfair trade practices and seek monetary and other relief, including civil penalties and treble damages.

All of these state, county and purported class action suits were transferred for consolidated pre-trial proceedings to a Multi-District Litigation (*In re Pharmaceutical Industry Average Wholesale Price Litigation MDL-1456*) in the U.S. District Court for the District of Massachusetts. Certain of the state and private suits have been remanded to their respective state courts. In November 2006, the claims against Pfizer in the Multi-District Litigation were dismissed with prejudice; the claims against Pharmacia are still pending.

In April 2008, the court in the Multi-District Litigation granted preliminary approval with respect to the fairness of a proposed settlement of the claims against 11 defendants, including Pharmacia, for a total of \$125 million. The court has scheduled a hearing in March 2009 to consider final approval of the settlement. If the settlement is approved, Pharmacia's contribution would be immaterial.

### Monsanto-Related Matters

In 1997, Monsanto Company (Former Monsanto) contributed certain chemical manufacturing operations and facilities to a newly formed corporation, Solutia Inc. (Solutia), and spun off the shares of Solutia. In 2000, Former Monsanto merged with Pharmacia & Upjohn Company to form Pharmacia Corporation (Pharmacia). Pharmacia then transferred its agricultural operations to a newly created subsidiary, named Monsanto Company (New Monsanto), which it spun off in a two-stage process that was completed in 2002. Pharmacia was acquired by Pfizer in 2003 and is now a wholly owned subsidiary of Pfizer.

In connection with its spin-off that was completed in 2002, New Monsanto assumed, and agreed to indemnify Pharmacia for, any liabilities related to Pharmacia's former agricultural business. New Monsanto is defending and indemnifying Pharmacia for various claims and litigation arising out of, or related to, the agricultural business.

In connection with its spin-off in 1997, Solutia assumed, and agreed to indemnify Pharmacia for, liabilities related to Former Monsanto's chemical businesses. As the result of its reorganization under Chapter 11 of the U.S. Bankruptcy Code, Solutia's indemnification obligations related to Former Monsanto's chemical businesses are limited to sites that Solutia has owned or operated. In addition, in connection with its spinoff that was completed in 2002, New Monsanto assumed, and agreed to indemnify Pharmacia for, any liabilities primarily related to Former Monsanto's chemical businesses, including, but not limited to, any such liabilities that Solutia assumed. Solutia's and New Monsanto's assumption of and agreement to indemnify Pharmacia for these liabilities apply to pending actions and any future actions related to Former Monsanto's chemical businesses in which Pharmacia is named as a defendant, including, without limitation, actions asserting environmental claims, including alleged exposure to polychlorinated biphenyls.

### Pharmacia Cash Balance Pension Plan

In 2006, several current and former employees of Pharmacia Corporation filed a purported class action in the U.S. District Court for the Southern District of Illinois against the Pharmacia Cash Balance Pension Plan (the Plan), Pharmacia Corporation, Pharmacia & Upjohn Company and Pfizer Inc. Plaintiffs seek monetary and injunctive relief on behalf of a class consisting of certain current and former participants in the Plan who accrued a benefit in the Monsanto Company Pension Plan prior to its conversion to a cash balance plan in 1997. In January 2002, after various corporate reorganizations, certain of the assets and liabilities of the Monsanto Company Pension Plan were transferred to the Plan. Plaintiffs claim that the Plan violates the age discrimination provisions of the Employee Retirement Income Security Act of 1974 by providing certain credits to such participants only to age 55. This action has been consolidated in the U.S. District Court for the Southern District of Illinois (*Walker, et al., v. The Monsanto Company Pension Plan et al.*) with purported class actions pending in the same court that make largely similar claims against substantially similar cash balance plans sponsored by Monsanto Company and Solutia Inc., two former affiliates of Pharmacia. In May 2008, at the request of the parties, the court issued an order permitting the case to proceed as a class action.

### Trade Secrets Action in California

In 2004, Ischemia Research and Education Foundation (IREF) and its chief executive officer brought an action in California Superior Court, Santa Clara County, against a former IREF employee and Pfizer. Plaintiffs allege that defendants conspired to misappropriate certain information from IREF's allegedly proprietary database in order to assist Pfizer in designing and executing a clinical study of a Pfizer drug. In December 2008, the jury returned a verdict for compensatory damages of approximately \$38.7 million. In February 2009, the judge held a hearing on plaintiffs' motions seeking punitive damages (which, under applicable law, may not exceed two times compensatory damages) as well as prejudgment interest from 2002 to the present. We are awaiting rulings on those motions. Separately, we will be filing motions for judgment notwithstanding the verdict and for a new trial.

---

## Notes to Consolidated Financial Statements

Pfizer Inc and Subsidiary Companies

---

### Environmental Matters

In January 2009, we submitted a corrective measures study report to the U.S Environmental Protection Agency with regard to Pharmacia Corporation's discontinued industrial chemical facility in North Haven, Connecticut.

We are a party to a number of other proceedings brought under the Comprehensive Environmental Response, Compensation, and Liability Act of 1980, as amended (CERCLA or Superfund), and other state, local or foreign laws in which the primary relief sought is the cost of past and/or future remediation.

### D. Government Investigations and Requests for Information

Like other pharmaceutical companies, we are subject to extensive regulation by national, state and local government agencies in the U.S. and in the other countries in which we operate. As a result, we have interactions with government agencies on an ongoing basis. Among the investigations and requests for information by government agencies are those discussed below. It is possible that criminal charges and substantial fines and/or civil penalties could result from pending government investigations, including but not limited to those discussed below.

In January 2009, the Company entered into an agreement in principle with the U.S. Department of Justice to resolve the previously reported investigation regarding allegations of past "off-label" promotional practices concerning Bextra as well as certain other open investigations. In connection with the agreement in principle, we recorded a pre-tax and after-tax charge of \$2.3 billion in the fourth quarter of 2008.

The Company has voluntarily provided the Department of Justice and the Securities and Exchange Commission with information concerning potentially improper payments made in connection with certain sales activities outside the U.S. Certain potentially improper payments and other matters are the subject of investigations by government authorities in certain foreign countries, including the following: In Germany, a wholly owned subsidiary of Pfizer is the subject of a civil and criminal investigation with respect to certain tax matters. In Italy, a wholly owned subsidiary of Pfizer is under criminal investigation by various government authorities with respect to gifts and payments allegedly provided to certain doctors operating within Italy's national healthcare system. The Pfizer subsidiaries are fully cooperating in these investigations. In November 2008, final court approval was granted to a plea bargain agreement between the prosecutor in Bari, Italy and a wholly owned subsidiary of Pfizer pursuant to which the subsidiary paid a total of 1.5 million euros, which included a criminal penalty of 90,000 euros, to resolve allegations of improper payments to certain doctors in the Puglia region of Italy, which includes Bari. Criminal investigations by various other government authorities in Italy of alleged improper payments to certain doctors are continuing.

### E. Guarantees and Indemnifications

In the ordinary course of business and in connection with the sale of assets and businesses, we often indemnify our counterparties against certain liabilities that may arise in connection with the transaction or related to activities prior to the transaction. These indemnifications typically pertain to environmental, tax, employee and/or product-related matters and patent infringement claims. If the indemnified party were to make a successful claim pursuant to the terms of the indemnification, we would be required to reimburse the loss. These indemnifications are generally subject to threshold amounts, specified claim periods and other restrictions and limitations. Historically, we have not paid significant amounts under these provisions and, as of December 31, 2008, recorded amounts for the estimated fair value of these indemnifications were not significant.

## 20. Segment, Geographic and Revenue Information

### Business Segments

We operate in the following business segments:

- **Pharmaceutical**

- The Pharmaceutical segment includes products that prevent and treat cardiovascular and metabolic diseases, central nervous system disorders, arthritis and pain, infectious and respiratory diseases, urogenital conditions, cancer, eye diseases and endocrine disorders, among others.

- **Animal Health**

- The Animal Health segment includes products that prevent and treat diseases in livestock and companion animals.

For our reportable operating segments (i.e., Pharmaceutical and Animal Health), segment profit/(loss) is measured based on income from continuing operations before provision for taxes on income and minority interests. Certain costs, such as significant impacts of purchase accounting for acquisitions, acquisition-related costs and costs related to our cost-reduction initiatives and transition activity associated with our former Consumer Healthcare business, are included in *Corporate/Other* only. This methodology is utilized by management to evaluate our businesses.

Each segment is managed separately and offers different products requiring different marketing and distribution strategies.

We sell our products primarily to customers in the wholesale sector. In 2008, sales to our three largest U.S. wholesaler customers represented approximately 16%, 10% and 10% of total revenues and, collectively, represented approximately 19% of accounts receivable as of December 31, 2008. In 2007, sales to our three largest U.S. wholesaler customers represented approximately 18%, 12% and 10% of total revenues and, collectively, represented approximately 20% of accounts receivable as of December 31, 2007. These sales and related accounts receivable were concentrated in the Pharmaceutical segment.

Revenues exceeded \$500 million in each of 14 countries outside the U.S. in 2008 and in each of 12 countries outside the U.S. in 2007. The U.S. was the only country to contribute more than 10% of total revenues in each year.

## Notes to Consolidated Financial Statements

Pfizer Inc and Subsidiary Companies

The following tables present segment, geographic and revenue information:

### Segment

(MILLIONS OF DOLLARS)	FOR/AS OF THE YEAR ENDED DECEMBER 31,		
	2008	2007	2006
Revenues			
Pharmaceutical	\$ 44,174	\$ 44,424	\$ 45,083
Animal Health	2,825	2,639	2,311
Corporate/Other <sup>(a)</sup>	1,297	1,355	977
Total revenues	\$ 48,296	\$ 48,418	\$ 48,371
Segment profit/(loss) <sup>(b)</sup>			
Pharmaceutical	\$ 21,786	\$ 20,740	\$ 21,615
Animal Health	772	620	455
Corporate/Other <sup>(a)(c)</sup>	(12,864)	(12,082)	(9,042)
Total profit/(loss)	\$ 9,694	\$ 9,278	\$ 13,028
Identifiable assets			
Pharmaceutical	\$ 60,591	\$ 67,431	\$ 72,497
Animal Health	2,075	2,043	1,951
Discontinued operations/Held for sale	148	114	62
Corporate/Other <sup>(a)(d)</sup>	48,334	45,680	41,036
Total identifiable assets	\$ 111,148	\$ 115,268	\$ 115,546
Property, plant and equipment additions <sup>(e)</sup>			
Pharmaceutical	\$ 1,351	\$ 1,608	\$ 1,681
Animal Health	183	70	51
Discontinued operations/Held for sale	—	—	162
Corporate/Other <sup>(a)</sup>	167	202	156
Total property, plant and equipment additions	\$ 1,701	\$ 1,880	\$ 2,050
Depreciation and amortization <sup>(e)</sup>			
Pharmaceutical	\$ 2,223	\$ 1,886	\$ 1,765
Animal Health	61	52	49
Discontinued operations/Held for sale	—	—	71
Corporate/Other <sup>(a)(f)</sup>	2,806	3,262	3,408
Total depreciation and amortization	\$ 5,090	\$ 5,200	\$ 5,293

<sup>(a)</sup>Corporate/Other includes our gelatin capsules business, our contract manufacturing business and a bulk pharmaceutical chemicals business, and transition activity associated with our former Consumer Healthcare business (sold in December 2006). Corporate/Other under Segment profit/(loss) also includes interest income/(expense), corporate expenses (e.g., corporate administration costs), other income/(expense) (e.g., realized gains and losses attributable to our investments in debt and equity securities), certain performance-based and all share-based compensation expenses, significant impacts of purchase accounting for acquisitions, acquisition-related costs, intangible asset impairments and costs related to our cost-reduction initiatives.

<sup>(b)</sup>Segment profit/(loss) equals *Income from continuing operations before provision for taxes on income and minority interests*. Certain costs, such as significant impacts of purchase accounting for acquisitions, acquisition-related costs and costs related to our cost-reduction initiatives and transition activity associated with our former Consumer Healthcare business, are included in Corporate/Other only. This methodology is utilized by management to evaluate our businesses.

<sup>(c)</sup>In 2008, Corporate/Other includes: (i) restructuring charges and implementation costs associated with our cost-reduction initiatives of \$4.2 billion; (ii) significant impacts of purchase accounting for acquisitions of \$3.2 billion, including acquired in-process research and development, intangible asset amortization and other charges; (iii) charges of approximately \$2.3 billion resulting from an agreement in principle with the U.S. Department of Justice to resolve the previously reported investigation regarding allegations of past off-label promotional practices concerning Bextra, as well as certain other open investigations, and charges of approximately \$900 million associated with agreements and agreements in principle to resolve certain NSAID litigation and claims (see Note 4A, *Certain Charges: Bextra and Certain Other Investigations* and Note 4B, *Certain Charges: Certain Product Litigation—Celebrex and Bextra*); (iv) all share-based compensation expense; (v) net interest income of \$772 million; (vi) asset impairment charges of \$213 million; (vii) acquisition-related costs of \$49 million; and (viii) transition activity associated with our former Consumer Healthcare business of \$7 million in income.

In 2007, Corporate/Other includes: (i) restructuring charges and implementation costs associated with our cost-reduction initiatives of \$3.9 billion; (ii) significant impacts of purchase accounting for acquisitions of \$3.4 billion, including acquired in-process research and development, intangible asset amortization and other charges; (iii) \$2.8 billion of charges associated with Exubera (see Note 4D, *Certain Charges: Exubera*); (iv) net interest income of \$1.1 billion; (v) all share-based compensation expense; (vi) gain on disposal of assets and other of \$174 million; (vii) transition activity associated with our former Consumer Healthcare business of \$26 million in income; and (viii) acquisition-related costs of \$11 million.

In 2006, Corporate/Other includes: (i) significant impacts of purchase accounting for acquisitions of \$4.1 billion, including acquired in-process research and development, intangible asset amortization and other charges; (ii) restructuring charges and implementation costs associated with our cost-reduction initiatives of \$2.1 billion; (iii) all share-based compensation expense; (iv) net interest income of \$437 million; (v) impairment of the Depo-Provera intangible asset of \$320 million; (vi) gain on disposals of investments and other of \$173 million; (vii) a research and development milestone due to us from sanofi-aventis of approximately \$118 million; and (viii) acquisition-related costs of \$27 million.

<sup>(d)</sup>Corporate assets are primarily cash and cash equivalents, short-term investments and long-term investments and loans.

<sup>(e)</sup>Certain production facilities are shared by various segments. Property, plant and equipment, as well as capital additions and depreciation, are allocated based on estimates of physical production.

<sup>(f)</sup>Corporate/Other includes non-cash charges associated with purchase accounting related to intangible asset amortization of \$2.5 billion in 2008, \$3.0 billion in 2007 and \$3.2 billion in 2006.

## Notes to Consolidated Financial Statements

Pfizer Inc and Subsidiary Companies

### Geographic

(MILLIONS OF DOLLARS)	FOR/AS OF THE YEAR ENDED DECEMBER 31,		
	2008	2007	2006
<b>Revenues</b>			
United States <sup>(a)</sup>	\$ 20,435	\$ 23,153	\$ 25,822
Europe <sup>(b)</sup>	14,980	13,647	12,213
Japan/Asia <sup>(c)</sup>	7,166	6,511	5,939
Canada/Latin America/AFME <sup>(d)</sup>	5,715	5,107	4,397
<b>Consolidated</b>	<b>\$ 48,296</b>	<b>\$ 48,418</b>	<b>\$ 48,371</b>
<b>Long-lived assets<sup>(e)</sup></b>			
United States <sup>(a)</sup>	\$ 17,296	\$ 19,145	\$ 21,795
Europe <sup>(b)</sup>	12,220	15,416	17,488
Japan/Asia <sup>(c)</sup>	1,080	1,177	1,205
Canada/Latin America/AFME <sup>(d)</sup>	412	494	494
<b>Consolidated</b>	<b>\$ 31,008</b>	<b>\$ 36,232</b>	<b>\$ 40,982</b>

(a) Includes operations in Puerto Rico.

(b) Includes France, Italy, Spain, Germany, the U.K., Ireland, Northern Europe and Central-South Europe.

(c) Includes Japan, Australia, Korea, China, Taiwan, Thailand, Singapore and India.

(d) Includes Canada, South America, Central America, Mexico, Africa and the Middle East.

(e) Long-lived assets include identifiable intangible assets (excluding goodwill) and property, plant and equipment.

### Revenues by Therapeutic Area

(MILLIONS OF DOLLARS)	YEAR ENDED DECEMBER 31,		
	2008	2007	2006
<b>Pharmaceutical</b>			
Cardiovascular and metabolic diseases	\$ 17,922	\$ 18,853	\$ 19,871
Central nervous system disorders	6,005	5,152	6,038
Arthritis and pain	3,096	2,914	2,711
Infectious and respiratory diseases	3,931	3,552	3,474
Urology	3,204	3,010	2,809
Oncology	2,551	2,640	2,191
Ophthalmology	1,777	1,643	1,461
Endocrine disorders	1,153	1,052	985
All other	2,284	3,819	4,169
Alliance revenues	2,251	1,789	1,374
<b>Total Pharmaceutical</b>	<b>44,174</b>	<b>44,424</b>	<b>45,083</b>
<b>Animal Health</b>	<b>2,825</b>	<b>2,639</b>	<b>2,311</b>
<b>Other</b>	<b>1,297</b>	<b>1,355</b>	<b>977</b>
<b>Total revenues</b>	<b>\$ 48,296</b>	<b>\$ 48,418</b>	<b>\$ 48,371</b>

## 21. Subsequent Event

On January 26, 2009, we announced that we have entered into a definitive merger agreement under which we will acquire Wyeth in a cash-and-stock transaction valued on that date at \$50.19 per share, or a total of \$68 billion. The Boards of Directors of both Pfizer and Wyeth have approved the transaction. Under the terms of the merger agreement, each outstanding share of Wyeth common stock will be converted into the right to receive \$33 in cash and 0.985 of a share of Pfizer common stock, subject to adjustment as set forth in the merger agreement. Based on the closing price of our stock on January 23, 2009, the last trading day prior to our announcement on January 26, the stock component was valued at \$17.19 per share. We expect the transaction will close at the end of the third quarter or during the fourth quarter of 2009, subject to Wyeth shareholder approval, governmental and regulatory approvals, the satisfaction of the conditions related to the debt financing for the transaction, and other usual and customary closing conditions.



## Quarterly Consolidated Financial Data (Unaudited)

Pfizer Inc and Subsidiary Companies

(MILLIONS OF DOLLARS, EXCEPT PER COMMON SHARE DATA) 2008	QUARTER			
	FIRST	SECOND	THIRD	FOURTH
Revenues	\$ 11,848	\$ 12,129	\$ 11,973	\$ 12,346
Costs and expenses	7,715	8,614	8,872	10,093
Acquisition-related in-process research and development charges	398	156	13	66
Restructuring charges and acquisition-related costs	178	569	366	1,562
Income from continuing operations before (benefit)/provision for taxes on income, and minority interests	3,557	2,790	2,722	625
(Benefit)/provision for taxes on income	763	25	463	394
Minority interests	6	6	6	5
Income from continuing operations	2,788	2,759	2,253	226
Discontinued operations:				
Income/(loss) from discontinued operations—net of tax	(4)	(1)	1	2
Gains/(losses) on sales of discontinued operations—net of tax	—	18	24	38
Discontinued operations—net of tax	(4)	17	25	40
Net income	\$ 2,784	\$ 2,776	\$ 2,278	\$ 266
Earnings per common share—basic:				
Income from continuing operations	\$ 0.41	\$ 0.41	\$ 0.34	\$ 0.03
Discontinued operations—net of tax	—	—	—	0.01
Net income	\$ 0.41	\$ 0.41	\$ 0.34	\$ 0.04
Earnings per common share—diluted:				
Income from continuing operations	\$ 0.41	\$ 0.41	\$ 0.33	\$ 0.03
Discontinued operations—net of tax	—	—	0.01	0.01
Net income	\$ 0.41	\$ 0.41	\$ 0.34	\$ 0.04
Cash dividends paid per common share	\$ 0.32	\$ 0.32	\$ 0.32	\$ 0.32
Stock prices				
High	\$ 24.08	\$ 21.51	\$ 19.97	\$ 19.00
Low	\$ 20.50	\$ 17.17	\$ 17.17	\$ 14.45

Basic and diluted EPS are computed independently for each of the periods presented. Accordingly, the sum of the quarterly EPS amounts may not agree to the total for the year.

*Revenues* include a reduction of \$217 million recorded in the third quarter of 2008 to adjust our prior years' liabilities for product returns. (See *Note 4C. Certain Charges: Adjustment of Prior Years' Liabilities for Product Returns.*)

*Costs and expenses* includes a charge of \$2.3 billion recorded in the fourth quarter of 2008 resulting from an agreement in principle with the U.S. Department of Justice to resolve the previously reported investigation regarding allegations of past off-label promotional practices concerning Bextra, as well as certain other open investigations, and charges of \$900 million recorded in the third quarter of 2008 related to our agreements and agreements in principle to resolve certain litigation and claims involving our NSAID pain medicines. (See *Note 4A. Certain Charges: Bextra and Certain Other Investigations* and *Note 4B. Certain Charges: Certain Product Litigation—Celebrex and Bextra.*)

*Acquisition-related in-process research and development charges* primarily includes amounts incurred in connection with our acquisitions of Serenex, Encysive, CovX, Coley and a number of animal health product lines in Europe from Schering-Plough, as well as two smaller acquisitions also related to Animal Health (see *Note 2. Acquisitions*).

*Restructuring charges and acquisition-related costs* includes restructuring charges primarily related to our cost-reduction initiatives (see *Note 5. Cost-Reduction Initiatives*).

As of January 31, 2009, there were 226,383 holders of record of our common stock (symbol PFE).

## Quarterly Consolidated Financial Data (Unaudited)

Pfizer Inc and Subsidiary Companies

(MILLIONS OF DOLLARS, EXCEPT PER COMMON SHARE DATA)	QUARTER			
	FIRST	SECOND	THIRD	FOURTH
<b>2007</b>				
Revenues	\$ 12,474	\$ 11,084	\$ 11,990	\$ 12,870
Costs and expenses	7,326	8,414	10,899	9,684
Acquisition-related in-process research and development charges	283	—	—	—
Restructuring charges and acquisition-related costs	812	1,051	455	216
Income from continuing operations before (benefit)/provision for taxes on income, and minority interests	4,053	1,619	636	2,970
(Benefit)/provision for taxes on income	689	272	(161)	223
Minority interests	3	2	1	36
Income from continuing operations	3,361	1,345	796	2,711
Discontinued operations:				
Income/(loss) from discontinued operations—net of tax	—	—	—	(3)
Gains/(losses) on sales of discontinued operations—net of tax	31	(78)	(35)	16
Discontinued operations—net of tax	31	(78)	(35)	13
Net income	\$ 3,392	\$ 1,267	\$ 761	\$ 2,724
Earnings per common share—basic:				
Income from continuing operations	\$ 0.48	\$ 0.19	\$ 0.12	\$ 0.40
Discontinued operations—net of tax	—	(0.01)	(0.01)	—
Net income	\$ 0.48	\$ 0.18	\$ 0.11	\$ 0.40
Earnings per common share—diluted:				
Income from continuing operations	\$ 0.48	\$ 0.19	\$ 0.12	\$ 0.40
Discontinued operations—net of tax	—	(0.01)	(0.01)	—
Net income	\$ 0.48	\$ 0.18	\$ 0.11	\$ 0.40
Cash dividends paid per common share	\$ 0.29	\$ 0.29	\$ 0.29	\$ 0.29
Stock prices				
High	\$ 27.41	\$ 27.73	\$ 26.15	\$ 25.71
Low	\$ 24.55	\$ 25.23	\$ 23.13	\$ 22.24

Basic and diluted EPS are computed independently for each of the periods presented. Accordingly, the sum of the quarterly EPS amounts may not agree to the total for the year.

*Costs and expenses* includes a charge of \$2.8 billion recorded in the third quarter of 2007 resulting from our decision to exit Exubera (See *Note 4D. Certain Charges: Exubera*).

*Acquisition-related in-process research and development charges* primarily includes amounts incurred in connection with our acquisitions of BioRexis Pharmaceutical Corp. and Embrex Inc. (see *Note 2. Acquisitions*).

*Restructuring charges and acquisition-related costs* includes restructuring charges primarily related to our cost-reduction initiatives (see *Note 5. Cost-Reduction Initiatives*).

## Financial Summary

Pfizer Inc and Subsidiary Companies

	AS OF/FOR THE YEAR ENDED DECEMBER 31					
(MILLIONS, EXCEPT PER COMMON SHARE DATA)	2008	2007	2006	2005	2004	2003
Revenues	\$ 48,296	\$ 48,418	\$ 48,371	\$ 47,405	\$ 48,988	\$ 41,787
Research and development expenses <sup>(a)</sup>	7,945	8,089	7,599	7,256	7,513	7,279
Other costs and expenses	27,349	28,234	25,586	26,341	25,850	25,652
Acquisition-related in-process research and development charges <sup>(b)</sup>	633	283	835	1,652	1,071	5,052
Restructuring charges and acquisition-related costs <sup>(c)</sup>	2,675	2,534	1,323	1,356	1,151	1,023
Income from continuing operations before provision for taxes on income, minority interests and cumulative effect of a change in accounting principles	9,694	9,278	13,028	10,800	13,403	2,781
Provision for taxes on income	(1,645)	(1,023)	(1,992)	(3,178)	(2,460)	(1,614)
Income from continuing operations before cumulative effect of a change in accounting principles	8,026	8,213	11,024	7,610	10,936	1,164
Discontinued operations—net of tax	78	(69)	8,313	498	425	2,776
Cumulative effect of a change in accounting principles—net of tax <sup>(d)</sup>	—	—	—	(23)	—	(30)
Net income	8,104	8,144	19,337	8,085	11,361	3,910
Effective tax rate—continuing operations	17.0%	11.0%	15.3%	29.4%	18.4%	58.0%
Depreciation and amortization <sup>(e)</sup>	5,090	5,200	5,293	5,576	5,093	4,025
Property, plant and equipment additions <sup>(e)</sup>	1,701	1,880	2,050	2,106	2,601	2,629
Cash dividends paid	8,541	7,975	6,919	5,555	5,082	4,353
Working capital <sup>(f)</sup>	16,067	25,014	25,559	18,433	17,582	6,059
Property, plant and equipment, less accumulated depreciation	13,287	15,734	16,632	16,233	17,593	17,573
Total assets <sup>(f)</sup>	111,148	115,268	115,546	116,970	125,848	111,131
Long-term debt	7,963	7,314	5,546	6,347	7,279	5,755
Long-term capital <sup>(g)</sup>	68,662	80,134	84,993	81,895	88,959	78,866
Shareholders' equity	57,556	65,010	71,358	65,764	68,433	60,049
Earnings per common share—basic:						
Income from continuing operations before cumulative effect of a change in accounting principles	1.19	1.19	1.52	1.03	1.45	0.16
Discontinued operations—net of tax	0.01	(0.01)	1.15	0.07	0.06	0.38
Cumulative effect of a change in accounting principles—net of tax <sup>(d)</sup>	—	—	—	—	—	—
Net income	1.20	1.18	2.67	1.10	1.51	0.54
Earnings per common share—diluted:						
Income from continuing operations before cumulative effect of a change in accounting principles	1.19	1.18	1.52	1.02	1.43	0.16
Discontinued operations—net of tax	0.01	(0.01)	1.14	0.07	0.06	0.38
Cumulative effect of a change in accounting principles—net of tax <sup>(d)</sup>	—	—	—	—	—	—
Net income	1.20	1.17	2.66	1.09	1.49	0.54
Market value per share (December 31)	17.71	22.73	25.90	23.32	26.89	35.33
Return on shareholders' equity	13.22%	11.94%	28.20%	12.0%	17.7%	10.0%
Cash dividends paid per common share	1.28	1.16	0.96	0.76	0.68	0.60
Shareholders' equity per common share	8.56	9.65	10.05	8.98	9.21	7.93
Current ratio	1.59:1	2.15:1	2.16:1	1.65:1	1.63:1	1.26:1
Weighted-average shares used to calculate:						
Basic earnings per common share amounts	6,727	6,917	7,242	7,361	7,531	7,213
Diluted earnings per common share amounts	6,750	6,939	7,274	7,411	7,614	7,286

On April 16, 2003, Pfizer acquired Pharmacia Corporation in a transaction accounted for as a purchase. All financial information reflects the following as discontinued operations: our Consumer Healthcare, in-vitro allergy and autoimmune diagnostic testing, certain European generics, surgical ophthalmic, confectionery, shaving and fish-care products businesses and the femhrt, Loestrin and Estrostep women's health product lines, as applicable.

## Financial Summary

Pfizer Inc and Subsidiary Companies

(a) *Research and development expenses* includes co-promotion charges and milestone payments for intellectual property rights of \$377 million in 2008, \$603 million in 2007; \$292 million in 2006; \$156 million in 2005; \$160 million in 2004; and \$380 million in 2003.

(b) In 2008, 2007, 2006, 2005, 2004 and 2003, we recorded charges for the estimated portion of the purchase price of acquisitions allocated to in-process research and development.

(c) *Restructuring charges and acquisition-related costs* primarily includes the following:

2008—Restructuring charges of \$2.6 billion related to our cost-reduction initiatives.

2007—Restructuring charges of \$2.5 billion related to our cost-reduction initiatives.

2006—Restructuring charges of \$1.3 billion related to our cost-reduction initiatives.

2005—Integration costs of \$532 million and restructuring charges of \$372 million related to our acquisition of Pharmacia in 2003 and restructuring charges of \$438 million related to our cost-reduction initiatives.

2004—Integration costs of \$454 million and restructuring charges of \$680 million related to our acquisition of Pharmacia in 2003.

2003—Integration costs of \$808 million and restructuring charges of \$166 million related to our acquisition of Pharmacia in 2003.

(d) In 2005, as a result of adopting FIN 47, *Accounting for Conditional Asset Retirement Obligations*, we recorded a non-cash pre-tax charge of \$40 million (\$23 million, net of tax). In 2003, as a result of adopting SFAS No. 143, *Accounting for Asset Retirement Obligations*, we recorded a non-cash pre-tax charge of \$47 million (\$30 million, net of tax).

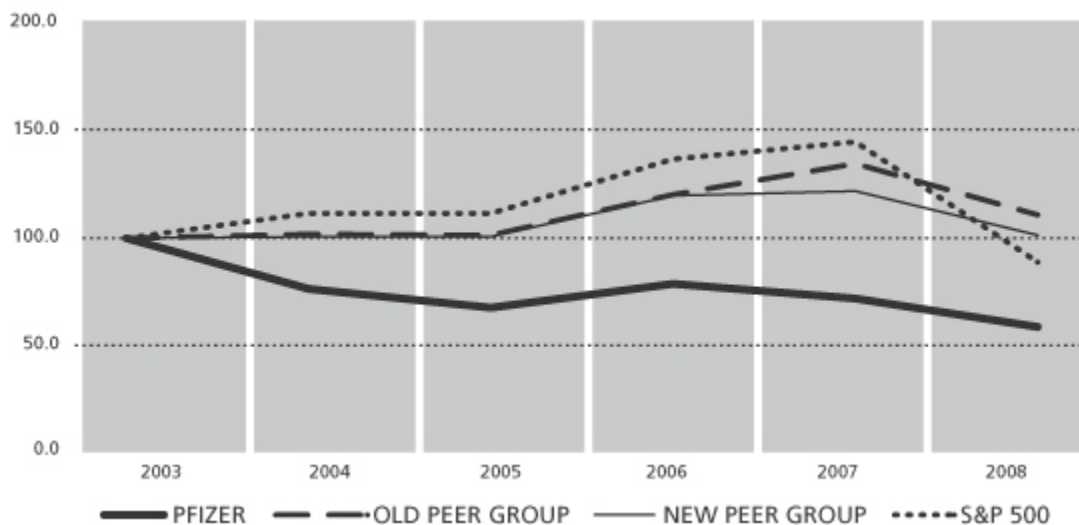
(e) Includes discontinued operations, (see Notes to Consolidated Financial Statements—*Note 20. Segment, Geographic and Revenue Information.*)

(f) For 2005 through 2003, includes assets held for sale of our Consumer Healthcare business, and for 2004 through 2003, also includes in-vitro allergy and autoimmune diagnostic testing, surgical ophthalmic, certain European generics, confectionery and shaving businesses and the femhrt, Loestrin and Estrostep women's health product lines.

(g) Defined as long-term debt, deferred taxes, minority interests and shareholders' equity.

### Peer Group Performance Graph

#### Five Year Performance



	2003	2004	2005	2006	2007	2008
Pfizer	100.0	77.7	69.4	80.0	73.5	61.1
Old Peer Group	100.0	101.8	101.2	119.0	132.7	110.1
New Peer Group	100.0	100.6	100.6	118.6	120.5	101.3
S&P 500	100.0	110.9	110.9	134.7	142.1	89.5

Since 2005, Pfizer's pharmaceutical peer group has consisted of the following companies: Abbott Laboratories, Amgen, AstraZeneca, Bristol-Myers Squibb Company, Eli Lilly and Company, GlaxoSmithKline, Johnson & Johnson, Merck and Co., Schering-Plough Corporation and Wyeth (New Peer Group). Prior to that, Pfizer's pharmaceutical peer group was comprised of Abbot Laboratories, Baxter International, Bristol-Myers Squibb Company, Colgate-Palmolive Company, Eli Lilly and Company, Johnson & Johnson, Merck and Co., Schering-Plough Corporation and Wyeth (Old Peer Group).

We believe that the companies included in the New Peer Group are more reflective of the Company's core business, and therefore will provide a more meaningful comparison of stock performance. We have included the New Peer Group in the graph to show what the comparison to those companies would have been if the New Peer Group had been in place during the periods shown on the graph.

## SUBSIDIARIES OF THE COMPANY

The following is a list of subsidiaries of the Company as of December 31, 2008, omitting some subsidiaries which, considered in the aggregate, would not constitute a significant subsidiary.

<u>NAME</u>	<u>Where Incorporated</u>
412357 Ontario Inc.	Canada
A S Ruffel (Mozambique) Limitada	Mozambique
A.S. Ruffel (Private) Limited	Zimbabwe
A/O Pfizer	Russia
Agouron Pharmaceuticals, Inc.	California
Alginate Industries (Ireland) Ltd.	Ireland
American Food Industries, Inc.	Delaware
Andean Services S.A.	Colombia
Angiosyn, Inc.	Delaware
Argatroban Royalty Sub LLC	Delaware
Balverda S.R.L.	Italy
BINESA 2002, S.L.	Spain
Biocor Animal Health Inc.	Delaware
Bioindustria Farmaceutici S.R.L.	Italy
Bioren, Inc.	Delaware
BioRexis Pharmaceutical Corporation	Delaware
Biosearch Manufacturing S.r.l.	Italy
Blue Whale Re Ltd.	Vermont
C.P. Pharmaceuticals International C.V.	Netherlands
Capsugel (Thailand) Co. Ltd.	Thailand
Capsugel Belgium BVBA	Belgium
Capsugel de Mexico, S. de R.L. de C.V.	Mexico
Capsugel France	France
Capsugel Healthcare Limited	India
Capsugel Japan Inc. (KK)	Japan
Capsugel Ploermel	France
CARDEL	France
Carlerba—Produtos Químicos e Farmacêuticos, Lda.	Portugal
Catapult Genetics (Australia) Pty Ltd	Australia
Catapult Genetics (New Zealand) Limited	New Zealand
Catapult Genetics Pty Ltd	Australia
Catapult Global Limited	New Zealand
Catapult Systems Limited	United Kingdom
Ceuticlab Laboratorios de Produtos Farmaceuticos, Lda.	Portugal
Charlie Papa Operations, LLC	New Jersey
Coley Pharmaceutical GmbH	Germany
Coley Pharmaceutical Group, Inc.	Delaware
Coley Pharmaceutical Group, Ltd.	Canada
Compania Farmaceutica Upjohn, S.A.	Guatemala
Consumer Health Products (Minority Interests) Company	United Kingdom
Continental Farmaceutica, S.L.	Spain
Continental Pharma, Inc.	Delaware/Belgium
CovX Research LLC	Delaware
Covx Technologies Ireland Limited	Ireland
Davis Medica, Sociedad Limitada, Sociedad Unipersonal	Spain
Distribuidora Mercantil Centro Americana, S.A	Delaware

Duchem Laboratories Limited	India
Embrex Bio-Tech Trade (Shanghai) Co., Ltd.	People's Republic of China
Embrex De Mexico S. de R.L. de C.V.	Mexico
Embrex Europe Limited	United Kingdom
Embrex Poultry Health, LLC	North Carolina
Embrex, Inc.	North Carolina
Encysive (Switzerland) GmbH	Switzerland
Encysive (UK) Limited	United Kingdom
Encysive Canada Inc.	Canada
Encysive GmbH	Germany
Encysive Italy S.r.l.	Italy
Encysive Pharmaceuticals Inc.	Delaware
Encysive, L.P.	Delaware
EP-ET, LLC	Delaware
Esperion LUV Development, Inc.	Delaware
Farminova Produtos Farmaceuticos de Inovacao, Lda.	Portugal
Farmitalia Carlo Erba Limited	United Kingdom
Farmogene Productos Farmaceuticos Lda	Portugal
G. D. Searle & Co. Limited	United Kingdom
G. D. Searle (Thailand) Limited	Thailand
G. D. Searle International Capital LLC	Delaware
G. D. Searle LLC	Delaware
G. D. Searle South Africa (Pty) Ltd.	South Africa
Gödecke GmbH	Germany
Gödecke OTC Beteiligungs GmbH	Germany
Greenstone LLC	Delaware
Idun Pharmaceuticals, Inc.	Delaware
ImmunoPharmaceutics, Inc.	California
International Affiliated Corporation LLC	Delaware
Invicta Farma, S.A.	Spain
J B Tillott Limited	United Kingdom
Jouveinal Holland B.V.	Netherlands
Kenfarma, S.A.	Spain
Kiinteistö oy Espoon Pellavaniementie 14	Finland
Kiinteistö Oy Helsingin Tietokuja	Finland
Kommanditbolaget Hus Gron	Sweden
Korea Pharma Holding Company Limited	Hong Kong
Laboratoires Pfizer SA	Morocco
Laboratorios Parke Davis, S.L.	Spain
Laboratorios Pfizer Ltda.	Brazil
Laboratórios Pfizer, Lda.	Portugal
Lothian Developments V SPRL	Belgium
MED Urological, Inc.	Minnesota
Meridica Limited	United Kingdom
Monterey Kelp Corporation	California
MTG Divestitures Handels GmbH	Austria
MTG Divestitures Limited	United Kingdom
MTG Divestitures LLC	Delaware
Nefox Farma, S.A.	Spain
Nostrum Farma, S.A.	Spain
O.C.T. (Thailand) Ltd.	Thailand
Orsim	France
Paris Montrouge II (Nederland) B.V.	Netherlands
Paris Montrouge II SARL	France
Parke Davis & Co. Limited	Isle of Jersey
Parke Davis International Limited	Bahamas

Parke Davis Productos Farmaceuticos Lda	Portugal
Parke Davis Pty Limited	Australia
Parke, Davis & Company Limited	Pakistan
Parke, Davis & Company LLC	Michigan
Parke-Davis GmbH	Germany
Parke-Davis Manufacturing Corp.	Delaware
P-D Co., Inc.	Delaware
Pfidev3 (S.A.S.)	France
Pfidev4 (S.A.S.)	France
Pfizer (China) Research and Development Co. Ltd.	People's Republic of China
Pfizer (Malaysia) Sdn Bhd	Malaysia
Pfizer (Perth) Pty Limited	Australia
Pfizer (S.A.S.)	France
Pfizer (Thailand) Limited	Thailand
Pfizer A.G.	Switzerland
Pfizer AB	Sweden
Pfizer Africa & Middle East for Pharmaceuticals, Animal Health & Chemicals S.A.E.	Egypt
Pfizer Afrique de L'Ouest	Senegal
Pfizer Animal Health B.V.	Netherlands
Pfizer Animal Health Korea Ltd.	South Korea
Pfizer Animal Health MA EEIG	United Kingdom
Pfizer Animal Health SA	Belgium
Pfizer ApS	Denmark
Pfizer AS	Norway
Pfizer Asia Contract Operations Pte. Ltd.	Singapore
Pfizer Asia Holdings B.V.	Netherlands
Pfizer Asia Manufacturing PTE. LTD	Singapore
Pfizer Asia Pacific Pte Ltd.	Singapore
Pfizer Australia Holdings Pty Limited	Australia
Pfizer Australia Pty Limited	Australia
Pfizer Australia Superannuation Pty Ltd	Australia
Pfizer B.V.	Netherlands
Pfizer Berlin GmbH	Germany
Pfizer Beteiligungs-G.m.b.H.	Germany
Pfizer Biologics Ireland Holdings Limited	Ireland
Pfizer Biotechnology Ireland	Ireland
Pfizer Bolivia S.A.	Bolivia
Pfizer Canada Inc.	Canada
Pfizer Caribe Limited	Guernsey
Pfizer CentreSource Asia Pacific Pte. Ltd.	Singapore
Pfizer Chile S.A.	Chile
Pfizer Cia. Ltda.	Ecuador
Pfizer Consumer Inc.	Japan
Pfizer Continental Holdings SARL	Luxembourg
Pfizer Continental Services LLC	Delaware
Pfizer Convention III LLC	Delaware
Pfizer Convention IV LLC	Delaware
Pfizer Co-Promotions Limited	Isle of Jersey
Pfizer Cork Limited	Ireland
Pfizer Corporation	Panama
Pfizer Corporation Austria Gesellschaft m.b.H.	Austria
Pfizer Corporation Hong Kong Limited	Hong Kong
Pfizer Croatia d.o.o.	Croatia
Pfizer Deutschland GmbH	Germany



---

Pfizer Distribution Company	Ireland
Pfizer Distribution Services	Belgium
Pfizer Domestic Ventures Limited	Isle of Jersey
Pfizer Dominicana, S.A.	Dominican Republic
Pfizer Egypt S.A.E.	Egypt
Pfizer Enterprises Inc.	Delaware
Pfizer Enterprises SARL	Luxembourg
Pfizer ESP Pty Ltd	Australia
Pfizer Europe Holdings SARL	Luxembourg
Pfizer Europe MA EEIG	United Kingdom
Pfizer Europe Services LLC	Delaware
Pfizer European Service Center BVBA	Belgium
Pfizer Export AB	Sweden
Pfizer Export Company	Ireland
Pfizer Finance GmbH & Co. KG	Germany
Pfizer Finance International	Ireland
Pfizer Finance Share Service (Dalian) Co., Ltd.	People's Republic of China
Pfizer Finance Verwaltungs GmbH	Germany
Pfizer Financial Services NV/SA	Belgium
Pfizer Global Holdings B.V.	Netherlands
Pfizer Global Investments SARL	Luxembourg
Pfizer Global Supply	Ireland
Pfizer Global Trading	Ireland
Pfizer GmbH	Germany
Pfizer Group Limited	United Kingdom
Pfizer H.C.P. Corporation	New York
Pfizer Health AB	Sweden
Pfizer Health Solutions Inc.	Delaware
Pfizer Healthcare Consultant (Shanghai) Co., Ltd	People's Republic of China
Pfizer Healthcare Ireland	Ireland
Pfizer Hellas, A.E.	Greece
Pfizer HK Service Company Limited	Hong Kong
Pfizer Holding France (S.C.A.)	France
Pfizer Holding Italy S.p.A.	Italy
Pfizer Holding und Verwaltungs G.m.b.H.	Germany
Pfizer Holding Ventures	Ireland
Pfizer Holdings Bermuda Ltd.	Bermuda
Pfizer Holdings Europe	Ireland
Pfizer Holdings International Luxembourg (PHIL) Sarl	Luxembourg
Pfizer Holdings Luxembourg SARL	Luxembourg
Pfizer Holdings Mexico, S. de R.L. de C.V.	Mexico
Pfizer Holdings Netherlands B.V.	Netherlands
Pfizer Holdings Turkey Limited	Isle of Jersey
Pfizer Hungary Asset Management LLC	Hungary
Pfizer Ilaclari Limited Sirketi	Turkey
Pfizer International Bank Europe	Ireland
Pfizer International Corporation	Panama
Pfizer International Holdings	Ireland
Pfizer International LLC	New York
Pfizer International Luxembourg SA	Luxembourg
Pfizer International Operations (S. A. S.)	France
Pfizer International Trading (Shanghai) Limited	People's Republic of China
Pfizer Investment Capital	Ireland
Pfizer Investment Co. Ltd.	People's Republic of China
Pfizer Ireland Investments Limited	Ireland

---

Pfizer Ireland Pharmaceuticals	Ireland
Pfizer Ireland Pharmaceuticals	Ireland
Pfizer Ireland Ventures	Ireland
Pfizer Italia S.r.l.	Italy
Pfizer Japan Inc.	Japan
Pfizer Jersey Capital Limited	Isle of Jersey
Pfizer Jersey Company Limited	Isle of Jersey
Pfizer Jersey Finance Limited	Isle of Jersey
Pfizer Laboratories (Pty) Limited	South Africa
Pfizer Laboratories Limited	Kenya
Pfizer Laboratories Limited	Pakistan
Pfizer Limitada	Angola
Pfizer Limited	Taiwan
Pfizer Limited	Tanzania
Pfizer Limited	Thailand
Pfizer Limited	Uganda
Pfizer Limited	United Kingdom
Pfizer LLC	Russia
Pfizer Luxco Holdings Sarl	Luxembourg
Pfizer Luxembourg SARL	Luxembourg
Pfizer Manufacturing Belgium NV	Belgium
Pfizer Manufacturing Deutschland GmbH	Germany
Pfizer Manufacturing Frankfurt GmbH	Germany
Pfizer Manufacturing Frankfurt Verwaltungs GmbH	Germany
Pfizer Manufacturing LLC	Delaware
Pfizer Manufacturing Services	Ireland
Pfizer Medical Technology Group (Belgium) N.V.	Belgium
Pfizer Middle East for Pharmaceuticals, Animal Health and Chemicals S.A.E.	Egypt
Pfizer Namibia (Proprietary) Limited	Namibia
Pfizer New Zealand Limited	New Zealand
Pfizer OTC B.V.	Netherlands
Pfizer OTC Beteiligungs GmbH	Germany
Pfizer Overseas LLC	Delaware
Pfizer Oy	Finland
Pfizer Pension Trustees (Ireland) Limited	Ireland
Pfizer Pension Trustees Ltd.	United Kingdom
Pfizer PGM (S.A.S.)	France
Pfizer PGRD (S.A.S.)	France
Pfizer Pharm Algerie	Algeria
Pfizer Pharma GmbH	Germany
Pfizer Pharma Trade LLC	Egypt
Pfizer Pharmaceutical (Wuxi) Co., Ltd.	People's Republic of China
Pfizer Pharmaceutical India Pvt. Ltd.	India
Pfizer Pharmaceutical Trading Limited Liability Company (a/k/a Pfizer Kft. or Pfizer LLC)	Hungary
Pfizer Pharmaceuticals B.V.	Netherlands
Pfizer Pharmaceuticals Israel Ltd.	Israel
Pfizer Pharmaceuticals Jersey Limited	Isle of Jersey
Pfizer Pharmaceuticals Korea Limited	South Korea
Pfizer Pharmaceuticals Limited	Cayman Island
Pfizer Pharmaceuticals LLC	Delaware
Pfizer Pharmaceuticals Ltd.	People's Republic of China
Pfizer Pharmaceuticals Tunisie Sarl	Tunisia
Pfizer PHF	Ireland

Pfizer Pigments Inc.	Delaware
Pfizer Polska Sp. z.o.o.	Poland
Pfizer Precision Holdings SARL	Luxembourg
Pfizer Prev—Sociedade de Previdencia Privada	Brazil
Pfizer Private Limited	Malaysia
Pfizer Private Ltd.	Singapore
Pfizer Production LLC	Delaware
Pfizer Products Inc.	Connecticut
Pfizer Products India Private Limited	India
Pfizer Romania SRL	Romania
Pfizer S.A.	Colombia
Pfizer S.A.	Peru
Pfizer S.G.P.S. Lda.	Portugal
Pfizer S.R.L.	Argentina
Pfizer SA (Belgium)	Belgium
Pfizer Soidal Manufacturing	Algeria
Pfizer Science and Technology Ireland Limited	Ireland
Pfizer Service Company BVBA	Belgium
Pfizer Service Company Ireland	Ireland
Pfizer Services 1 (S.N.C.)	France
Pfizer Services LLC	Delaware
Pfizer Shared Services	Ireland
Pfizer Shareholdings Intermediate SARL	Luxembourg
Pfizer Singapore Trading Pte. Ltd.	Singapore
Pfizer Specialities Ghana	Ghana
Pfizer Specialities Limited	Nigeria
Pfizer Sterling Investments Limited	Isle of Jersey
Pfizer Strategic Investment Company Limited	Isle of Jersey
Pfizer Suzhou Animal Health Products Co., Ltd.	People's Republic of China
Pfizer Suzhou Pharmaceutical Co., Ltd.	People's Republic of China
Pfizer Technologies Limited	United Kingdom
Pfizer Trading Polska sp.z.o.o.	Poland
Pfizer Tunisie SA	Tunisia
Pfizer UK Group Limited	United Kingdom
Pfizer Vaccines LLC	Delaware
Pfizer Venezuela, S.A.	Venezuela
Pfizer Ventures Limited	Isle of Jersey
Pfizer Warner Lambert Luxembourg SARL	Luxembourg
Pfizer Zona Franca, S.A.	Costa Rica
Pfizer, Inc.	Philippines
Pfizer, S.A.	Costa Rica
Pfizer, S.A.	Spain
Pfizer, S.A. de C.V.	Mexico
Pfizer, spol. s r.o.	Czech Republic
Pharmacia & Upjohn Cambridge Limited	United Kingdom
Pharmacia & Upjohn Company LLC	Delaware
Pharmacia & Upjohn Company, Inc.	Delaware
Pharmacia & Upjohn LLC	Delaware
Pharmacia & Upjohn Management Company Limited	United Kingdom
Pharmacia & Upjohn S.p.A.	Italy
Pharmacia & Upjohn Trading Corporation	Michigan
Pharmacia & Upjohn, S.A. de C.V.	Mexico
Pharmacia (South Africa) (Pty) Ltd	South Africa
Pharmacia Africa Ltd.	United Kingdom
Pharmacia Animal Health Limited	United Kingdom
Pharmacia Asia Limited	Hong Kong

Pharmacia Australia Pty Ltd	Australia
Pharmacia B.V.	Netherlands
Pharmacia Brasil Ltda.	Brazil
Pharmacia Corporation	Delaware
Pharmacia de Centroamerica S.A.	Panama
Pharmacia de Mexico, S.A. de C.V.	Mexico
Pharmacia GmbH	Germany
Pharmacia Grupo Pfizer, S.L.	Spain
Pharmacia Hepar Inc.	Delaware
Pharmacia Holding AB	Sweden
Pharmacia Ilac Sanayi ve Ticaret Limited Sirketi	Turkey
Pharmacia Inter-American LLC	Michigan
Pharmacia International B.V.	Netherlands
Pharmacia International Inc.	South Dakota
Pharmacia Ireland Limited	Ireland
Pharmacia Korea Ltd.	South Korea
Pharmacia Laboratories Limited	United Kingdom
Pharmacia Limited	United Kingdom
Pharmacia Limited Company	Michigan
Pharmacia Little Island Limited	Ireland
Pharmacia Malaysia Sdn Bhd	Malaysia
Pharmacia Polska Sp.z.o.o.	Poland
Pharmacia S.A.	Peru
Pharmacia Searle Limited	United Kingdom
Pharmacia UK Limited	United Kingdom
PowderJect Research Limited	United Kingdom
PowderJect Vaccines, Inc.	Delaware
PowderMed Limited	United Kingdom
PowderMed, Inc.	Delaware
ProRe SA	Luxembourg
Prosec (Ireland) Limited	Ireland
Prosec Forsakrings AB (Prosec Insurance Co. Ltd.)	Sweden
PT. Capsugel Indonesia	Indonesia
PT. Pfidex Pharma	Indonesia
PT. Pfizer Indonesia	Indonesia
Quigley Company, Inc.	New York
Renrall LLC	Wyoming
Rinat Neuroscience Corp.	Delaware
Rivepar	France
Roerig Produtos Farmaceuticos, Lda.	Portugal
Roerig S.A.	Chile
Roerig, Inc.	Philippines
Roerig, S.A.	Venezuela
Searle & Co.	Delaware
Searle Belgium BVBA	Belgium
Searle Holdings B. V.	Netherlands
Searle Laboratorios, Lda.	Portugal
Searle LLC	Nevada
Searle Ltd.	Bermuda
Sefarma S.r.l.	Italy
Serenex, Inc.	Delaware
Shiley International	California
Shiley LLC	California
Sinergis Farma-Produtos Farmaceuticos, Lda.	Portugal
Site Realty, Inc.	Delaware

SmithKline Beecham Animal Health (SWA) (Pty) Ltd.	Namibia
Solinor LLC	Delaware
Substantia (S.A.S.)	France
Sugen, Inc.	Delaware
Suzhou Capsugel Ltd.	People's Republic of China
Tabor Corporation	Delaware
The Pfizer Incubator LLC	Delaware
The Upjohn Holding Company M LLC	Delaware
The Upjohn Manufacturing Company LLC	Delaware
Thorney Company	Ireland
Upjohn International Holding Company	Delaware
Upjohn Laboratorios Lda.	Portugal
Upjohn Pharmaceuticals Limited	Delaware
Viagra Ltd	United Kingdom
Vicuron Pharmaceuticals Inc.	Delaware
Vicuron Pharmaceuticals Italy S.r.l.	Italy
Vinci Farma, S.A.	Spain
Warner Lambert (UK) Limited	United Kingdom
Warner Lambert Company (M) Sdn Bhd	Malaysia
Warner Lambert Consumer Healthcare Pty Limited	Australia
Warner Lambert del Uruguay S.A.	Uruguay
Warner Lambert Ilac Sanayi ve Ticaret Limited Sirketi	Turkey
Warner Lambert Poland Sp.z.o.o.	Poland
Warner Lambert Pty Limited	Australia
Warner Lambert Zimbabwe (Private) Limited	Zimbabwe
Warner-Lambert (East Africa) Limited	Kenya
Warner-Lambert (Nigeria) Limited	Nigeria
Warner-Lambert (Tanzania), Limited	Tanzania
Warner-Lambert (Thailand) Limited	Thailand
Warner-Lambert Company AG	Switzerland
Warner-Lambert Company LLC	Delaware
Warner-Lambert de El Salvador, S.A. de C.V.	El Salvador
Warner-Lambert de Honduras, Sociedad Anonima	Honduras
Warner-Lambert de Puerto Rico, Inc.	Puerto Rico
Warner-Lambert GmbH	Germany
Warner-Lambert Guatemala, Sociedad Anonima	Guatemala
Warner-Lambert Ireland	Ireland
Warner-Lambert Kenya Limited	Kenya
Warner-Lambert Pottery Road Limited	Ireland
Warner-Lambert SA (Pty) Limited	South Africa
Warner-Lambert, S.A.	Delaware
Wilcox Sweets (Pty) Limited	South Africa
W-L (Europe)	United Kingdom
W-L (Portugal)	United Kingdom
W-L (Spain)	United Kingdom
WL de Guatemala, Sociedad Anonima	Guatemala
W-L LLC	Delaware
Yusafarm D.O.O.	Serbia

**Consent of Independent Registered Public Accounting Firm**

To the Shareholders and the Board of Directors of Pfizer Inc.:

We consent to the incorporation by reference of our reports dated February 27, 2009, with respect to the consolidated balance sheets of Pfizer Inc. and Subsidiary Companies as of December 31, 2008 and 2007, and the related consolidated statements of income, shareholders' equity and cash flows for each of the years in the three-year period ended December 31, 2008, and all related financial statement schedules, and the effectiveness of internal control over financial reporting as of December 31, 2008, which reports appear in the December 31, 2008 annual report on Form 10-K of Pfizer Inc. and Subsidiary Companies in the following Registration Statements:

- Form S-8 dated October 27, 1983 (File No. 2-87473),
- Form S-8 dated March 22, 1990 (File No. 33-34139),
- Form S-8 dated January 24, 1991 (File No. 33-38708),
- Form S-8 dated November 18, 1991 (File No. 33-44053),
- Form S-8 dated May 27, 1993 (File No. 33-49631),
- Form S-8 dated May 19, 1994 (File No. 33-53713),
- Form S-8 dated October 5, 1994 (File No. 33-55771),
- Form S-8 dated December 20, 1994 (File No. 33-56979),
- Form S-8 dated March 29, 1996 (File No. 33-02061),
- Form S-8 dated September 25, 1997 (File No. 333-36371),
- Form S-8 dated April 24, 1998 (File No. 333-50899),
- Form S-8 dated April 22, 1999 (File No. 333-76839),
- Form S-8 dated June 19, 2000 (File No. 333-90975),
- Form S-8 dated June 19, 2000 (File No. 333-39606),
- Form S-8 dated April 27, 2001 (File No. 333-59660),
- Form S-8 dated April 27, 2001 (File No. 333-59654),
- Form S-8 dated April 16, 2003 (File No. 333-104581),
- Form S-8 dated April 16, 2003 (File No. 333-104582),
- Form S-8 dated November 18, 2003 (File No. 333-110571),
- Form S-8 dated December 18, 2003 (File No. 333-111333),
- Form S-8 dated April 26, 2004 (File No. 333-114852),
- Form S-8 dated March 1, 2007 (File No. 333-140987),
- Form S-3 dated March 1, 2007 (File No. 333-140989) and
- Form S-3 dated March 30, 2007 (file No. 333-141729)

KPMG LLP

New York, New York  
February 27, 2009

**Certification by the Chief Executive Officer Pursuant to  
Section 302 of the Sarbanes-Oxley Act of 2002**

I, Jeffrey B. Kindler, certify that:

1. I have reviewed this report on Form 10-K of Pfizer Inc.;
2. Based on my knowledge, this report does not contain any untrue statement of a material fact or omit to state a material fact necessary to make the statements made, in light of the circumstances under which such statements were made, not misleading with respect to the period covered by this report;
3. Based on my knowledge, the financial statements, and other financial information included in this report, fairly present in all material respects the financial condition, results of operations and cash flows of the registrant as of, and for, the periods presented in this report;
4. The registrant's other certifying officer and I are responsible for establishing and maintaining disclosure controls and procedures (as defined in Exchange Act Rules 13a-15(e) and 15d-15(e)) and internal control over financial reporting (as defined in Exchange Act Rules 13a-15(f) and 15d-15(f)) for the registrant and have:
  - (a) Designed such disclosure controls and procedures, or caused such disclosure controls and procedures to be designed under our supervision, to ensure that material information relating to the registrant, including its consolidated subsidiaries, is made known to us by others within those entities, particularly during the period in which this report is being prepared;
  - (b) Designed such internal control over financial reporting, or caused such internal control over financial reporting to be designed under our supervision, to provide reasonable assurance regarding the reliability of financial reporting and the preparation of financial statements for external purposes in accordance with generally accepted accounting principles;
  - (c) Evaluated the effectiveness of the registrant's disclosure controls and procedures and presented in this report our conclusions about the effectiveness of the disclosure controls and procedures, as of the end of the period covered by this report based on such evaluation; and
  - (d) Disclosed in this report any change in the registrant's internal control over financial reporting that occurred during the registrant's most recent fiscal quarter that has materially affected, or is reasonably likely to materially affect, the registrant's internal control over financial reporting; and
5. The registrant's other certifying officer and I have disclosed, based on our most recent evaluation of internal control over financial reporting, to the registrant's auditors and the audit committee of the registrant's board of directors (or persons performing the equivalent functions):
  - (a) All significant deficiencies and material weaknesses in the design or operation of internal control over financial reporting which are reasonably likely to adversely affect the registrant's ability to record, process, summarize and report financial information; and
  - (b) Any fraud, whether or not material, that involves management or other employees who have a significant role in the registrant's internal control over financial reporting.

Date: February 27, 2009

/s/ JEFFREY B. KINDLER  
**Jeffrey B. Kindler**  
**Chairman of the Board**  
**and Chief Executive Officer**

**Certification by the Chief Financial Officer Pursuant to  
Section 302 of the Sarbanes-Oxley Act of 2002**

I, Frank A. D'Amelio, certify that:

1. I have reviewed this report on Form 10-K of Pfizer Inc.;
2. Based on my knowledge, this report does not contain any untrue statement of a material fact or omit to state a material fact necessary to make the statements made, in light of the circumstances under which such statements were made, not misleading with respect to the period covered by this report;
3. Based on my knowledge, the financial statements, and other financial information included in this report, fairly present in all material respects the financial condition, results of operations and cash flows of the registrant as of, and for, the periods presented in this report;
4. The registrant's other certifying officer and I are responsible for establishing and maintaining disclosure controls and procedures (as defined in Exchange Act Rules 13a-15(e) and 15d-15(e)) and internal control over financial reporting (as defined in Exchange Act Rules 13a-15(f) and 15d-15(f)) for the registrant and have:
  - (a) Designed such disclosure controls and procedures, or caused such disclosure controls and procedures to be designed under our supervision, to ensure that material information relating to the registrant, including its consolidated subsidiaries, is made known to us by others within those entities, particularly during the period in which this report is being prepared;
  - (b) Designed such internal control over financial reporting, or caused such internal control over financial reporting to be designed under our supervision, to provide reasonable assurance regarding the reliability of financial reporting and the preparation of financial statements for external purposes in accordance with generally accepted accounting principles;
  - (c) Evaluated the effectiveness of the registrant's disclosure controls and procedures and presented in this report our conclusions about the effectiveness of the disclosure controls and procedures, as of the end of the period covered by this report based on such evaluation; and
  - (d) Disclosed in this report any change in the registrant's internal control over financial reporting that occurred during the registrant's most recent fiscal quarter that has materially affected, or is reasonably likely to materially affect, the registrant's internal control over financial reporting; and
5. The registrant's other certifying officer and I have disclosed, based on our most recent evaluation of internal control over financial reporting, to the registrant's auditors and the audit committee of the registrant's board of directors (or persons performing the equivalent functions):
  - (a) All significant deficiencies and material weaknesses in the design or operation of internal control over financial reporting which are reasonably likely to adversely affect the registrant's ability to record, process, summarize and report financial information; and
  - (b) Any fraud, whether or not material, that involves management or other employees who have a significant role in the registrant's internal control over financial reporting.

Date: February 27, 2009

/s/ FRANK A. D'AMELIO  
Frank A. D'Amelio  
Senior Vice President and  
Chief Financial Officer



**Certification by the Chief Executive Officer Pursuant to 18 U. S. C. Section 1350, as Adopted  
Pursuant to Section 906 of the Sarbanes-Oxley Act of 2002**

Pursuant to 18 U. S. C. Section 1350, I, Jeffrey B. Kindler, hereby certify that, to the best of my knowledge, the Annual Report on Form 10-K of Pfizer Inc. for the fiscal year ended December 31, 2008 (the "Report") fully complies with the requirements of Section 13(a) or Section 15(d) of the Securities Exchange Act of 1934, and that the information contained in the Report fairly presents, in all material respects, the financial condition and results of operations of Pfizer Inc.

/s/ JEFFREY B. KINDLER  
**Jeffrey B. Kindler**  
Chairman of the Board and Chief Executive Officer

February 27, 2009

This certification accompanies this Report on Form 10-K pursuant to Section 906 of the Sarbanes-Oxley Act of 2002 and shall not, except to the extent required by such Act, be deemed filed by the Company for purposes of Section 18 of the Securities Exchange Act of 1934, as amended (the "Exchange Act"). Such certification will not be deemed to be incorporated by reference into any filing under the Securities Act of 1933, as amended, or the Exchange Act, except to the extent that the Company specifically incorporates it by reference.

**Certification by the Chief Financial Officer Pursuant to 18 U. S. C. Section 1350, as Adopted  
Pursuant to Section 906 of the Sarbanes-Oxley Act of 2002**

Pursuant to 18 U. S. C. Section 1350, I, Frank A. D'Amelio, hereby certify that, to the best of my knowledge, the Annual Report on Form 10-K of Pfizer Inc. for the fiscal year ended December 31, 2008 (the "Report") fully complies with the requirements of Section 13(a) or Section 15(d) of the Securities Exchange Act of 1934, and that the information contained in the Report fairly presents, in all material respects, the financial condition and results of operations of Pfizer Inc.

/s/ FRANK A. D'AMELIO  
**Frank A. D'Amelio**  
**Senior Vice President and Chief Financial Officer**

February 27, 2009

This certification accompanies this Report on Form 10-K pursuant to Section 906 of the Sarbanes-Oxley Act of 2002 and shall not, except to the extent required by such Act, be deemed filed by the Company for purposes of Section 18 of the Securities Exchange Act of 1934, as amended (the "Exchange Act"). Such certification will not be deemed to be incorporated by reference into any filing under the Securities Act of 1933, as amended, or the Exchange Act, except to the extent that the Company specifically incorporates it by reference.

---

Created by 10KWizard [www.10KWizard.com](http://www.10KWizard.com)