

10CFR50, Appendix E

April 2, 2009

U. S. Nuclear Regulatory Commission
ATTN: Document Control Desk
11555 Rockville Pike
Rockville, MD 20852

Peach Bottom Atomic Power Station, Units 2 and 3
Renewed Facility Operating License Nos. DPR-44 and DPR-56
NRC Docket Nos. 50-277 and 50-278

Subject: EP-AA-113-F-08, Revision D, "PBAPS Assembly, Accountability and
Evacuation Guidelines"

Enclosed is the subject Emergency Plan Procedure for Peach Bottom Atomic Power Station (PBAPS), Units 2 and 3. This procedure is required to be submitted within thirty (30) days of its revision in accordance with 10CFR50, Appendix E, and 10CFR50.4.

There are no commitments in this letter. If you have any questions or require additional information, please contact Richard Gropp at (610) 765-5557.

Very truly yours,



David P. Helker
Manager - Licensing

Enclosure

cc: Regional Administrator - NRC Region I
NRC Project Manager, NRR – PBAPS
NRC Senior Resident Inspector – PBAPS
PSEG – Financial Controls and Co-Owners Affairs (w/o Enclosures)
R. R. Janati, Commonwealth of Pennsylvania (w/o Enclosures)
S. T. Gray, State of Maryland (w/o Enclosures)

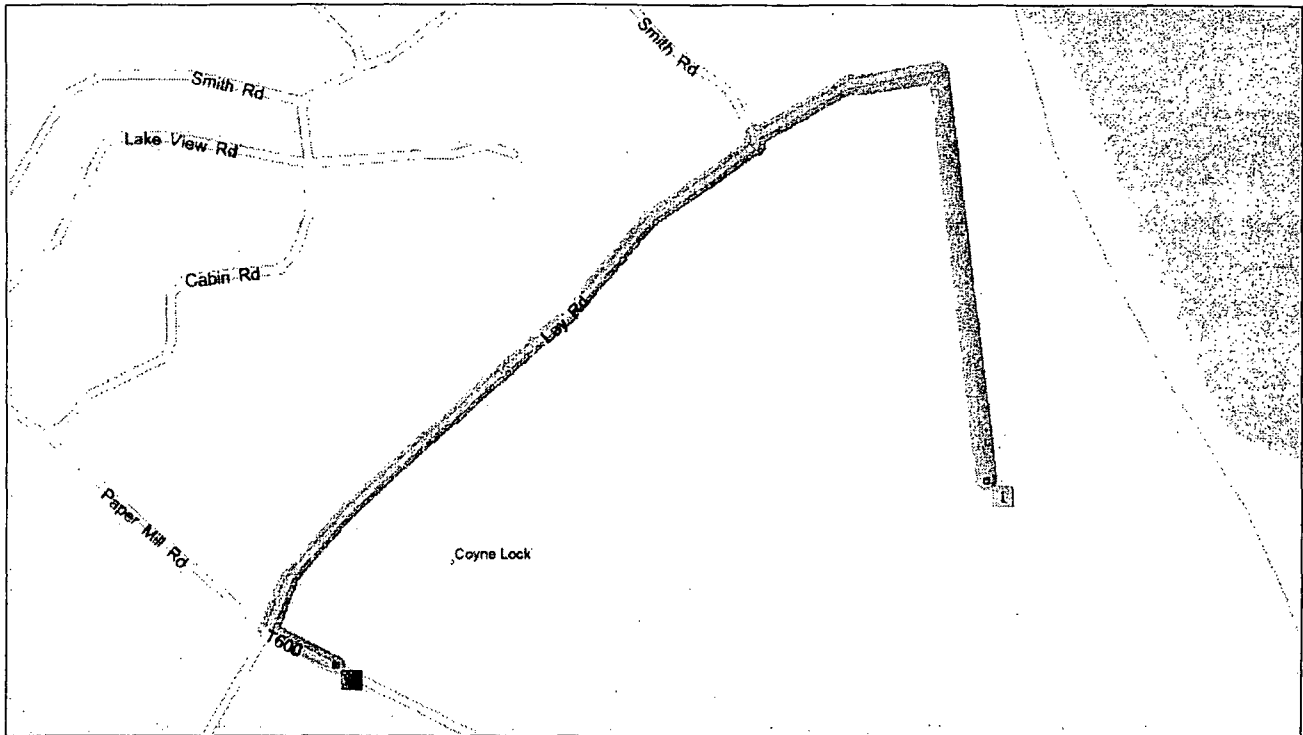
AX45
NRR

ENCLOSURE

**EP-AA-113-F-08, Revision D,
"PBAPS Assembly, Accountability and Evacuation Guidelines"**

PBAPS ASSEMBLY, ACCOUNTABILITY AND EVACUATION GUIDELINES

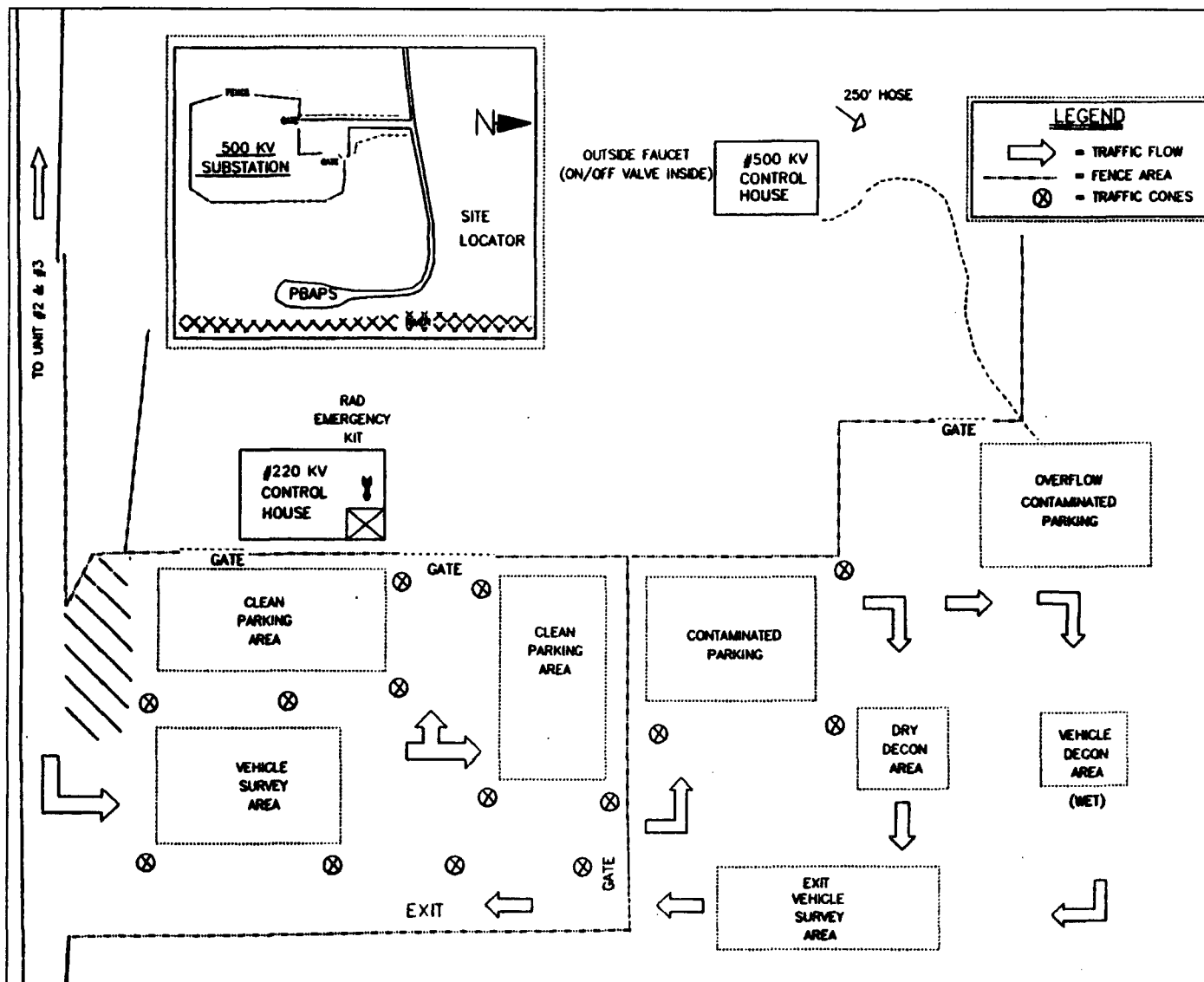
Remote Assembly Area – North Substation – Layout / Directions



1- Peach Bottom Units 2 & 3 2- North Sub Station Remote Assembly Area

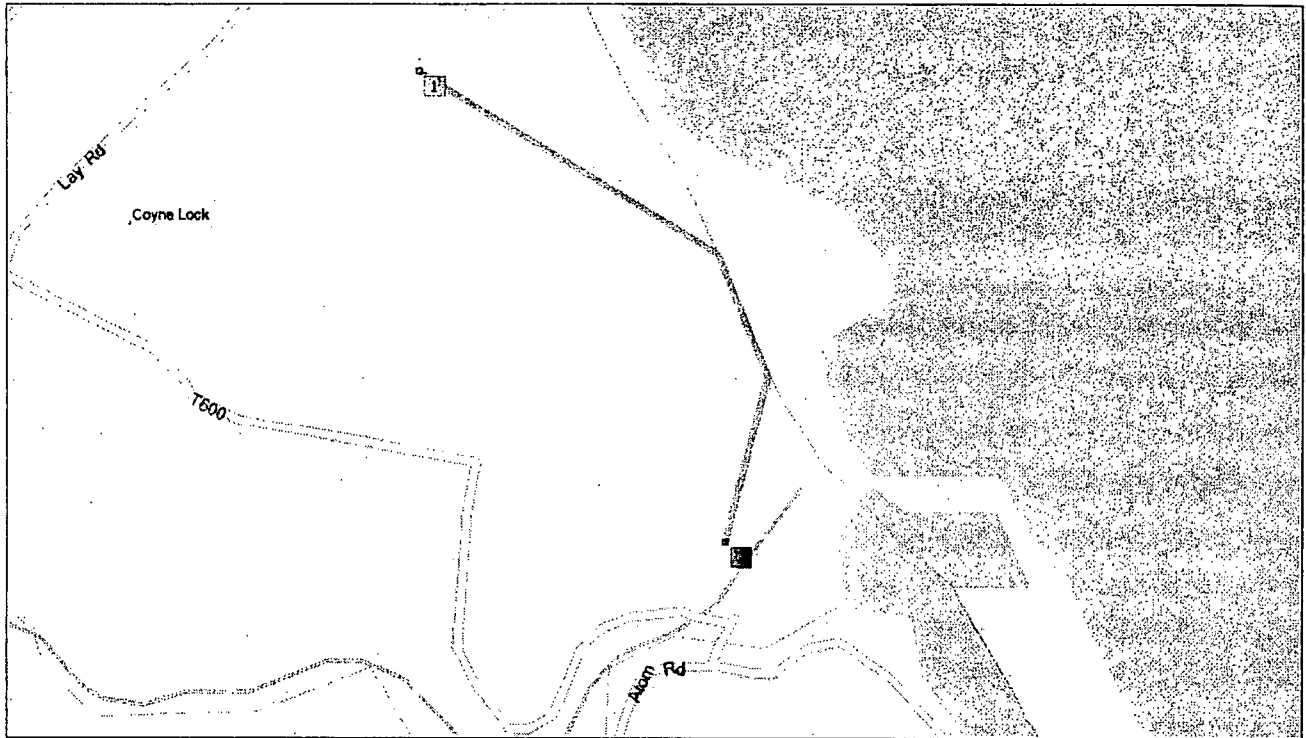
When driving to the Assembly Area:

- Keep windows up
- Turn off air-conditioning/heater or place on re-circulation mode
- Leave keys in the car upon arrival at the Assembly Area
- Ensure Contamination is not spread
- Upon arrival follow Security / RP directions



PBAPS ASSEMBLY, ACCOUNTABILITY AND EVACUATION GUIDELINES

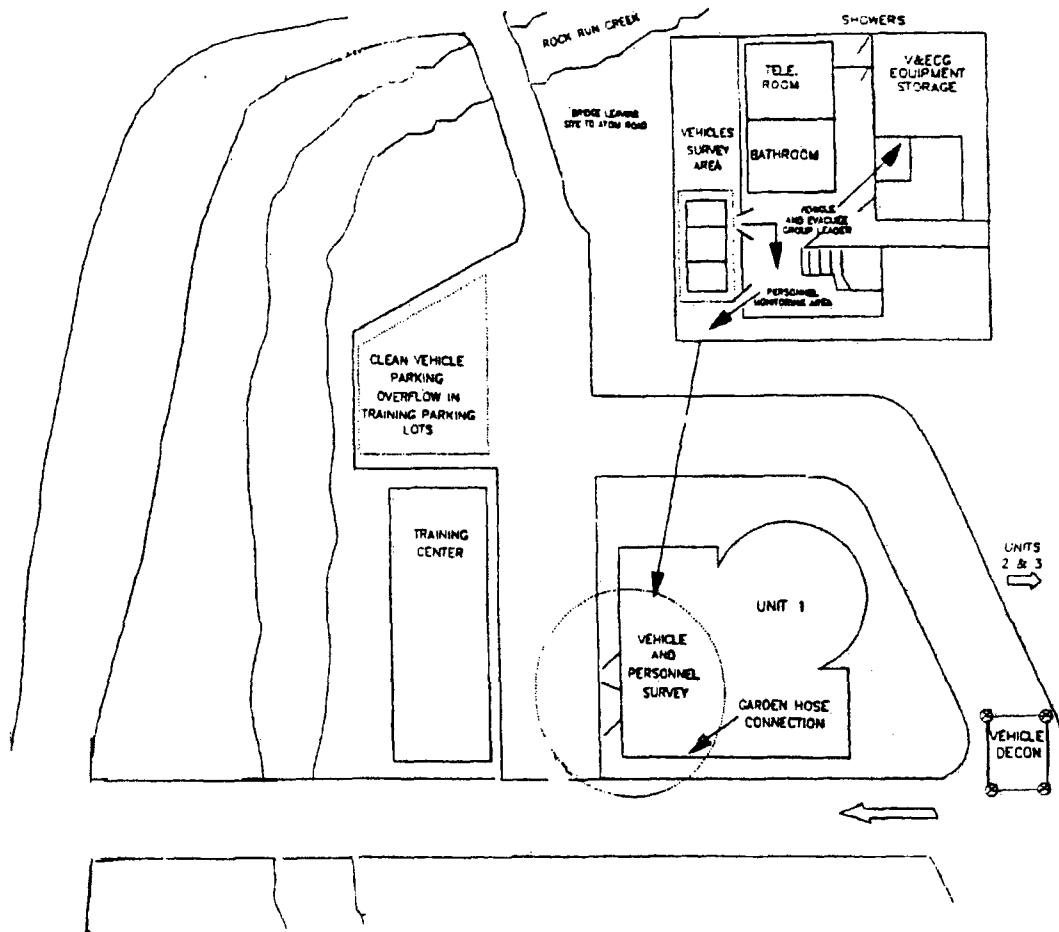
Remote Assembly Area – Unit 1 – Layout / Directions



1 – Peach Bottom Units 2 & 3 2- Unit 1 Remote Assembly Area

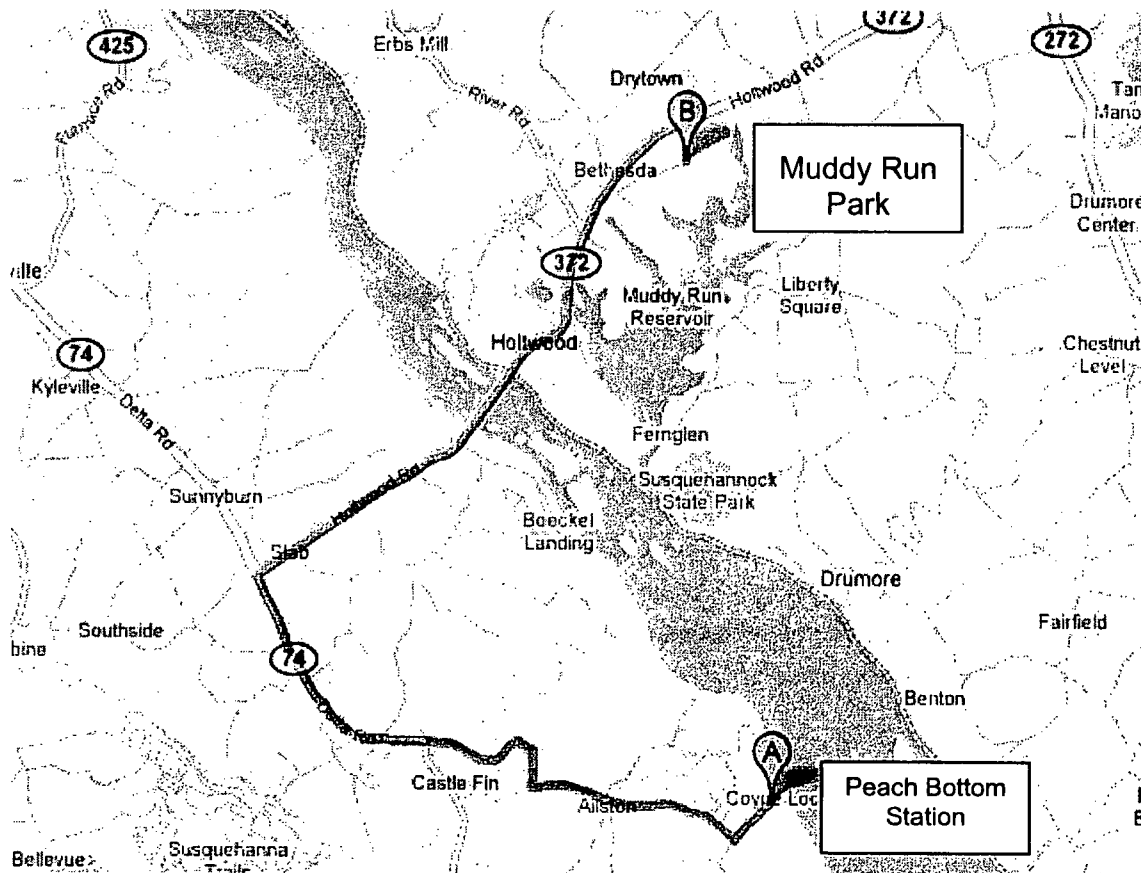
When driving to the Assembly Area:

- Keep windows up
- Turn off air-conditioning/heater or place on re-circulation mode
- Leave keys in the car upon arrival at the Assembly Area
- Ensure Contamination is not spread
- Upon arrival follow Security / RP directions



PBAPS ASSEMBLY, ACCOUNTABILITY AND EVACUATION GUIDELINES**Potential Occupied Areas Outside the Protected Area**

<u>LOCATION</u>	<u>TYPE OF OCCUPANT</u>
1. Mason-Dixon trail	Open to Public
2. Dorsey Park & Boat Launch	Open to Public
3. Site Management Building	Full Time
4. Unit #1	Full Time
5. Training Center	Full Time
6. Spent Fuel Storage	Part Time
7. Radwaste Shipping Facility	Part Time
8. North Sub-Station	Part Time
9. South Sub-Station	Part Time
10. Cooling Tower Area	Part Time
11. Outer Screen House	Part Time

PBAPS ASSEMBLY, ACCOUNTABILITY AND EVACUATION GUIDELINES**Peach Bottom to Muddy Run Information Center**

From Peach Bottom use Lay Road or Papermill Road to Route 74

1. Bear Right unto Rte 74 N (Delta Road)
2. Turn **right** at Rte 372 W (Holtwood Road) 5.0 mi
3. Turn right at Hilldale Road 0.1 mi
4. Turn **left** at **Bethesda Church Road** 0.5 mi
5. Enter Muddy Run Park Entrance

After Entering the Park Bear Right and follow posted signs to the Muddy Run Information center