







- Precip. Int.
(mm/hr)
-  >= 22
 -  17 - 21
 -  11 - 17
 -  7 - 11
 -  4 - 7
 -  1 - 4

Dry Hours: 97.9

Reference: NCDC 2005, Local Climatological Data ,NCDC Local Climatological Data-Unedited, Online Individual Station, Hourly Surface Data, Greenville/Spartanburg, South Carolina, 1/01/2001 through 12/31/2005. Quality Controlled online data, Order No. W15119.

WLS COL 2.3-2

<p>WILLIAM STATES LEE III NUCLEAR STATION UNITS 1 & 2</p>
<p>March Precipitation Rose (Percent of Total Observations) Greenville/Spartanburg, SC 2001-2005</p>
<p>FIGURE 2.3-250 Rev 0</p>