







Precip. Int.
(mm/hr)

-  >= 22
-  17 - 21
-  11 - 17
-  7 - 11
-  4 - 7
-  1 - 4

Dry Hours: 98.5

Reference: Lee Nuclear Site Data, 12/1/2005 - 11/30/2006.

WLS COL 2.3-2

WILLIAM STATES LEE III NUCLEAR STATION UNITS 1 & 2
Lee Nuclear Precipitation Rose (Percent of Total Observations) Annual Precipitation Intensity
FIGURE 2.3-241 Rev 0