




BOX 51
(483'-492' BGS)



BOX 52
(492'-502' BGS)

Notes:


1. GW-1 Core lengths are shown in feet.
Metric conversion is 1 m = 3.281 ft.

Figure C-2 Sheet 26


Rev. 0

GW-1 Core Photos - Sheet 26

**EAGLE ROCK ENRICHMENT FACILITY
ENVIRONMENTAL REPORT**



BOX 53
(502'-511.5' BGS)



BOX 54
(511.5'-521' BGS)

Notes:

1. GW-1 Core lengths are shown in feet.
Metric conversion is 1 m = 3.281 ft.

Figure C-2 Sheet 27

Rev. 0

GW-1 Core Photos - Sheet 27

**EAGLE ROCK ENRICHMENT FACILITY
ENVIRONMENTAL REPORT**



BOX 55
(521'-530' BGS)



BOX 56
(530'-540' BGS)

Notes:


1. GW-1 Core lengths are shown in feet.
Metric conversion is 1 m = 3.281 ft.

Figure C-2 Sheet 28


Rev. 0

GW-1 Core Photos - Sheet 28

**EAGLE ROCK ENRICHMENT FACILITY
ENVIRONMENTAL REPORT**



BOX 57
(540'-549' BGS)



BOX 58
(549'-558' BGS)

Notes:

1. GW-1 Core lengths are shown in feet.
Metric conversion is 1 m = 3.281 ft.

Figure C-2 Sheet 29

Rev. 0

GW-1 Core Photos - Sheet 29

**EAGLE ROCK ENRICHMENT FACILITY
ENVIRONMENTAL REPORT**



BOX 59
(558'-567' BGS)



BOX 60
(567'-577' BGS)

Notes:

1. GW-1 Core lengths are shown in feet.
Metric conversion is 1 m = 3.281 ft.

Figure C-2 Sheet 30

Rev. 0

GW-1 Core Photos - Sheet 30

**EAGLE ROCK ENRICHMENT FACILITY
ENVIRONMENTAL REPORT**



BOX 61
(577'-586' BGS)



BOX 62
(586'-595.5' BGS)

Notes:

1. GW-1 Core lengths are shown in feet.
Metric conversion is 1 m = 3.281 ft.

Figure C-2 Sheet 31

Rev. 0

GW-1 Core Photos - Sheet 31

**EAGLE ROCK ENRICHMENT FACILITY
ENVIRONMENTAL REPORT**



BOX 63
(595.5'-604' BGS)



BOX 64
(604'-613' BGS)

Notes:

1. GW-1 Core lengths are shown in feet.
Metric conversion is 1 m = 3.281 ft.

Figure C-2 Sheet 32


Rev. 0

GW-1 Core Photos - Sheet 32

**EAGLE ROCK ENRICHMENT FACILITY
ENVIRONMENTAL REPORT**



BOX 65
(613'-622' BGS)



BOX 66
(622'-631' BGS)

Notes:

1. GW-1 Core lengths are shown in feet.
Metric conversion is 1 m = 3.281 ft.

Figure C-2 Sheet 33


Rev. 0

GW-1 Core Photos - Sheet 33

**EAGLE ROCK ENRICHMENT FACILITY
ENVIRONMENTAL REPORT**



BOX 67
(631'-640.5' BGS)



BOX 68
(640.5'-650' BGS)

Notes:

1. GW-1 Core lengths are shown in feet.
Metric conversion is 1 m = 3.281 ft.

Figure C-2 Sheet 34


Rev. 0

GW-1 Core Photos - Sheet 34

**EAGLE ROCK ENRICHMENT FACILITY
ENVIRONMENTAL REPORT**



BOX 69
(650'-659' BGS)



BOX 70
(659'-668' BGS)

Notes:

1. GW-1 Core lengths are shown in feet.
Metric conversion is 1 m = 3.281 ft.

Figure C-2 Sheet 35

Rev. 0

GW-1 Core Photos - Sheet 35

**EAGLE ROCK ENRICHMENT FACILITY
ENVIRONMENTAL REPORT**



BOX 71
(668'-678' BGS)



BOX 72
(678'-688' BGS)

Notes:


1. GW-1 Core lengths are shown in feet.
Metric conversion is 1 m = 3.281 ft.

Figure C-2 Sheet 36


Rev. 0

GW-1 Core Photos - Sheet 36

**EAGLE ROCK ENRICHMENT FACILITY
ENVIRONMENTAL REPORT**



BOX 73
(688'-697' BGS)



BOX 74
(697'-706' BGS)

Notes:


1. GW-1 Core lengths are shown in feet.
Metric conversion is 1 m = 3.281 ft.

Figure C-2 Sheet 37

Rev. 0

GW-1 Core Photos - Sheet 37

**EAGLE ROCK ENRICHMENT FACILITY
ENVIRONMENTAL REPORT**



BOX 75
(706'-716' BGS)



BOX 76
(716'-725' BGS)

Notes:

1. GW-1 Core lengths are shown in feet.
Metric conversion is 1 m = 3.281 ft.

Figure C-2 Sheet 38

Rev. 0

GW-1 Core Photos - Sheet 38

**EAGLE ROCK ENRICHMENT FACILITY
ENVIRONMENTAL REPORT**