



January 12, 2009

Br 1

U.S. Nuclear Regulatory commission
Region 1
Nuclear Material Section B
475 Allendale Road
King of Prussia, PA 19406

03002228

RECEIVED
REGION 1
2009 JAN 22 AM 11:08

RE: Bayhealth Medical Center- Milford Memorial Hospital
License 07-14900-01

Dear Sir or Madam,

Please amend the above ~~license~~ license to release the current brachytherapy storage room for general use.

Please see the results of the final survey and wipe test of the brachytherapy storage room. There are no radioactive materials stored in this room. All radioactive waste has been disposed following the NRC guidelines.

In future, the Nuclear Medicine Hot Lab will be used for receiving and storing for brachytherapy radio nuclides.

If further information is needed, please contact Raji Subramanyam Ph.D., 302-674-4402 or Dr. Ashima Lall, Milford Memorial Hospital at 302-430-5673.

Thank You for attention to this matter.

Sincerely,

Ms. Deborah Watson
Vice President Southern Region

143226



Cancer Center
Radiation Therapy
21 West Clarke Avenue
Milford, DE 19963

DATE: 1-20-09 TIME: 2:40 PM

TO: NRC / Penney Lanziera

Urgent Reply ASAP

FAX#: 610-337-5269

For your Review

Please Comment

FROM: R. Subramangam
The Cancer Centers
@ Bayhealth Medical Center
21 West Clarke Avenue
Milford, DE 19963
Telephone: (302) 430-5303

FAX# (302) 430-5326

Contents:
Total of 6 pages.

RE: _____

NOTE: IF YOU DO NOT RECEIVE ALL OF THE PAGES INCLUDED CALL (302) 430-5303 IMMEDIATELY.

*This message is intended for the use of the individual or entity to which it is addressed and may contain information that is privileged, confidential and exempt from disclosure under applicable law. If the reader of this message is not the intended recipient or the employee or agent responsible for delivering the message to the intended recipient, you are hereby notified that any dissemination, distribution, or copying of this communication is strictly prohibited. If you have received this communication in error, please notify us immediately by telephone (collect) to arrange for the return of the materials.
Thank you.*



CALIBRATION SERVICES

15875 Gaither Rd., Gaithersburg, MD 20877 (301) 926-9106

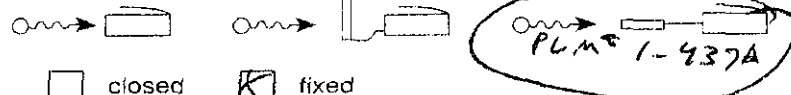
CALIBRATION CERTIFICATE

Owner: MILFORD MEMORIAL Calibration Date: 6/23/08 Next Due: 6/23/09

Manufacturer: BICRON Model Number: 2000 Serial Number: 1-493A

Batteries Changed: NO Internal Adjustment: Yes No

This instrumentation was calibrated with a Cs-137 source: Sheppard 28.6 #10258/300 MCI

Calibration geometry: 

Window: open closed fixed

Meter Response (mR/hr)	Scale	True Exposure (mR/hr)	CF	Meter Response (mR/hr)	Scale	True Exposure (mR/hr)	CF
1350.0	x1000	1350.0	1.00	1.45	x1	1.450	1.00
5000	-	475.0	.95	0.450	-	0.450	1.00
SCALE F = 0.976				SCALE F = 1.00			
110.0	x100	115.0	1.045	0.150	x1	0.150	1.00
420	-	34.0	0.809	0.0750	-	0.0750	1.00
SCALE F = 0.827				SCALE F = 1.00			
14.50	x10	14.50	1.00				
40	-	3.90	0.975				
SCALE F = 0.99							

Exposure Rate from Check Source 1.9 mR/hr

THIS CERTIFIES that the instrument described above was calibrated with a Cs-137 source. Exposure rates for this source have been verified with instrumentation whose calibration is traceable to the National Institute of Standards and Technology.

MD License #MD-31-206-01


Health Physics Technician

AM Calibration Services verifies all the above before shipping, not responsible for damages incurred in shipping.

Specialties Electronic Company

P.O. Box 606 -- Mt. Holly, NJ 08060 -- (609) 267-5593

FIELD SERVICE REPORT

Date: 9-4-2008

BAYHEALTH MEDICAL - MILFORD
CLARKE AVENUE
MILFORD DE 19963

Complaint: Model # 8501-S2 Thyroid System - Preventive Maint.

Action Taken:

- 1) Disassembled and cleaned MISCRA spectrometer -
checked all voltage levels - calibrated pulse height
ANALYZER.
- 2) Ran Chi evaluation and Cs¹³⁷ spectrum on
well and probe.
- 3) Ran Auto CALIBRATOR on well and probe

Comments, Recommendations:

Quantity	Material	Price
Material Total		

P.O. No: _____

Labor 2 Hrs @ 175 = 350⁰⁰

Travel 4 Hrs @ 75 = 450⁰⁰

Material Total = _____

Sub Total = 800⁰⁰

TOTAL CHARGES **\$ 800⁰⁰**

Customer Approval: _____

Service Engineer: [Signature]

Wipe Test Report

Milford Memorial Hospital
Model #8501-G Thyroid / In-Vitro System

Wipe Test Settings

Counting Time : 60 Seconds

Window = 999 KeV
Baseline = 50 KeV

Efficiency = 96.4 %

Minimum Detectable Activity = .0000394 µCi

Display Results as CPM

Background Count = 328 CPM

Threshold Limit = 200 CPM

<u>Sample #</u>	<u>CPM</u>	<u>Location of Sample Counted</u>
* 1)	274	
* 2)	296	
* 3)	313	
* 4)	322	
* 5)	288	
* 6)	321	

* Indicates the Sample Count exceeds the Threshold Limit.

Above information is RAW DATA, in CPM, with no Background Subtracted.

BRCHYTHERAPY STORAGE AREA SURVEY AND WIPE TEST RESULTS


Survey Meter: Model and Serial Number: Bicron 2000, SN# I493A
Calibration Date 6-23-2008
Wipe Test Well Chamber: Model and Serial Number: Micro Spectrometer
Model # 8501-C Thyroid/In-Vitro System SN # 0701443
Calibration Date 9-04-2008


Survey Date: Monday, January 12, 2009

Survey Locations	Wipe Readings	Reading-Background	Survey Readings
Background	328 cpm	0 dpm	<0.02 mr/hr
Sink	274 cpm	0 dpm	<0.02 mr/hr
Faucet handles	296 cpm	0 dpm	<0.02 mr/hr
Lucite L Block	313 cpm	0 dpm	<0.02 mr/hr
Counter top1	322 cpm	0 dpm	<0.02 mr/hr
Counter top 2	288 cpm	0 dpm	<0.02 mr/hr
Floor	321 cpm	0 dpm	<0.02 mr/hr

Calibration Reports and Well Wipe test results are attached.

Survey and wipe test results performed by

 1-12-09
Alex Hall CNMT/RTR
Chief Nuclear Medicine Tech

 1/12/09
R. Subramanyam, Ph. D. DABR, DACMP
Chief Radiation Physicist

This is to acknowledge the receipt of your letter/application dated

1/12/2009, and to inform you that the initial processing which includes an administrative review has been performed.

AMEND. 07-14900-d There were no administrative omissions. Your application was assigned to a technical reviewer. Please note that the technical review may identify additional omissions or require additional information.

Please provide to this office within 30 days of your receipt of this card

A copy of your action has been forwarded to our License Fee & Accounts Receivable Branch, who will contact you separately if there is a fee issue involved.

Your action has been assigned **Mail Control Number** 143226.
When calling to inquire about this action, please refer to this control number.
You may call us on (610) 337-5398, or 337-5260.