

RECEIVED
REGION 1

2009 JAN -7 PM 1:08

44-00728-13
03013022

UVM DECOMM FUND
FROM 01/01/08 THROUGH 12/31/08

ACCOUNT OFFICER:
DEBRA A. BILODEAU (802) 660-1490

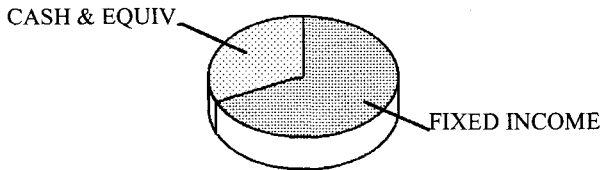
U S NUCLEAR REGULATORY
COMMISSION, REGION 1
475 ALLENDALE ROAD
KING OF PRUSSIA PA 19406-1415



MARKET SUMMARY


BEGINNING MARKET VALUE	1,144,186.86
TOTAL RECEIPTS	40,550.53
TOTAL DISBURSEMENTS	-38,576.48
REALIZED GAIN/LOSS	-7,003.20
UNREALIZED GAIN/LOSS	25,450.45
ENDING MARKET VALUE	1,164,608.16

DIVERSIFICATION SUMMARY



	PERCENT OF ASSETS	MARKET VALUE
CASH & EQUIV	32.4%	377,303.15
FIXED INCOME	67.6%	787,305.01
TOTAL ASSETS	100.0%	1,164,608.16

BOND QUALITY SUMMARY

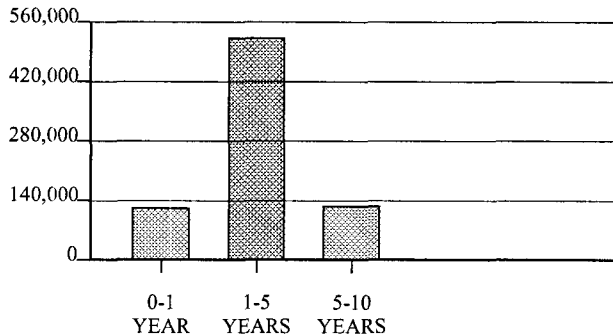


QUALITY RATING	PERCENT OF BONDS	MARKET VALUE
US GOVERNMENT	100.0%	787,305.01
TOTAL BONDS	100.0%	787,305.01

*NO ADDITIONAL
review required*

UVM DECOMM FUND
FROM 01/01/08 THROUGH 12/31/08

BOND MATURITY SUMMARY



<u>YEARS TO MATURITY</u>	<u>PERCENT OF BONDS</u>	<u>MARKET VALUE</u>
0-1	16.4%	128,906.25
1-5	66.9%	526,933.76
5-10	16.7%	131,465.00
TOTAL BONDS	100.0%	787,305.01

ASSET DETAIL

	<u>QUANTITY</u>	<u>CURRENT YIELD</u>	<u>COST</u>	<u>MARKET VALUE</u>
CASH & EQUIVALENTS				
CASH				
PRINCIPAL CASH	0.000	0.00%	0.00	0.00
INCOME CASH	0.000	0.00%	0.00	0.00
TOTAL CASH			0.00	0.00
CASH & EQUIVALENTS				
JANUS INSTL MONEY MARKET FUND SERVICE SHS #871	357,050.170	0.77%	357,050.17	357,050.17
JANUS INSTL MONEY MARKET FUND SERVICE SHS #871 (INVESTED INCOME)	20,252.980	0.77%	20,252.98	20,252.98
TOTAL CASH & EQUIVALENTS			377,303.15	377,303.15
TOTAL CASH & EQUIVALENTS			377,303.15	377,303.15
FIXED INCOME				
GOVERNMENT BONDS				
FEDERAL HOME LOAN BANK DTD 12/05/02 4.25% 11/13/09	125,000.000	4.12%	125,310.79	128,906.25
FEDERAL FARM CREDIT BANK DTD 12/20/02 4.375% 12/20/10	125,000.000	4.12%	130,543.50	132,636.88
FEDERAL HOME LOAN BANK DTD 02/22/08 3.25% 03/11/11	125,000.000	3.12%	126,377.50	130,371.25
FEDERAL HOME LOAN BANK DTD 02/28/08 3.5% 03/09/12	125,000.000	3.32%	126,332.13	131,816.25
FEDERAL HOME LOAN BANK DTD 02/27/08 3.875% 03/08/13	125,000.000	3.67%	127,016.25	132,109.38



UVM DECOMM FUND
FROM 01/01/08 THROUGH 12/31/08

ASSET DETAIL				
	QUANTITY	CURRENT YIELD	COST	MARKET VALUE
FEDERAL HOME LOAN BANKS DTD 12/08/08 3.875% 12/11/15	125,000.000	3.68%	130,444.00	131,465.00
TOTAL GOVERNMENT BONDS			766,024.17	787,305.01
TOTAL FIXED INCOME			766,024.17	787,305.01

TRANSACTIONS				
DATE	DESCRIPTION	INCOME CASH	PRINCIPAL CASH	COST
RECEIPTS				
INTEREST				
	FEDERAL HOME LOAN BANK DTD 12/05/02 4.25% 11/13/09			
05/15/08	INT TO 05/15/08 ON 125,000	2,656.25		
11/17/08	INT TO 11/15/08 ON 125,000	2,656.25		
	FEDERAL HOME LOAN BANK DTD 10/14/98 4.925% 10/14/08			
04/14/08	INT TO 04/14/08 ON 250,000	6,156.25		
10/14/08	INT TO 10/14/08 ON 250,000	6,156.25		
	FEDERAL HOME LOAN BANK DTD 02/22/08 3.25% 03/11/11			
09/11/08	INT 02/22/08 TO 09/11/08 ON 125000	2,245.66		
	FEDERAL HOME LOAN BANK DTD 02/27/08 3.875% 03/08/13			
09/08/08	INT 02/27/08 TO 09/08/08 ON 125000	2,569.88		
	FEDERAL HOME LOAN BANK DTD 02/28/08 3.5% 03/09/12			
09/09/08	INT 02/28/08 TO 09/09/08 ON 125000	2,321.18		
	FEDERAL FARM CREDIT BANK DTD 12/20/02 4.375% 12/20/10			
06/20/08	INT TO 06/20/08 ON 125,000	2,734.37		
12/22/08	INT TO 12/20/08 ON 125,000	2,734.37		
	TOTAL INTEREST	30,230.46	0.00	0.00
DIVIDENDS				
	JANUS INSTL MONEY MARKET FUND SERVICE SHS #871			
01/02/08	DIV TO 12/31/07	57.12		
01/02/08	DIV TO 12/31/07	2,941.10		
02/01/08	DIV TO 01/31/08	6.38		
02/01/08	DIV TO 01/31/08	2,709.66		
03/03/08	DIV TO 02/29/08	6.47		
03/03/08	DIV TO 02/29/08	2,006.83		
04/01/08	DIV TO 03/31/08	11.73		
04/01/08	DIV TO 03/31/08	1,913.60		
05/01/08	DIV TO 04/30/08	7.39		

UVM DECOMM FUND
FROM 01/01/08 THROUGH 12/31/08

TRANSACTIONS				
DATE	DESCRIPTION	INCOME CASH	PRINCIPAL CASH	COST
05/01/08	DIV TO 04/30/08	502.95		
06/02/08	DIV TO 05/31/08	16.10		
06/02/08	DIV TO 05/31/08	475.93		
07/01/08	DIV TO 06/30/08	20.30		
07/01/08	DIV TO 06/30/08	449.50		
08/01/08	DIV TO 07/31/08	14.79		
08/01/08	DIV TO 07/31/08	457.72		
09/02/08	DIV TO 08/31/08	14.74		
09/02/08	DIV TO 08/31/08	452.42		
10/01/08	DIV TO 09/30/08	25.05		
10/01/08	DIV TO 09/30/08	443.88		
11/03/08	DIV TO 10/31/08	15.57		
11/03/08	DIV TO 10/31/08	494.95		
12/01/08	DIV TO 11/30/08	13.34		
12/01/08	DIV TO 11/30/08	404.93		
TOTAL DIVIDENDS		13,462.45	0.00	0.00
PURCHASED INCOME				
FEDERAL HOME LOAN BANK DTD 02/22/08				
3.25% 03/11/11				
03/31/08	ACCRUED INT TO 03/31/08 PAID ON PURCHASE OF 125,000	-440.11		
FEDERAL HOME LOAN BANK DTD 02/27/08				
3.875% 03/08/13				
03/31/08	ACCRUED INT TO 03/31/08 PAID ON PURCHASE OF 125,000	-457.47		
FEDERAL HOME LOAN BANK DTD 02/28/08				
3.5% 03/09/12				
03/31/08	ACCRUED INT TO 03/31/08 PAID ON PURCHASE OF 125,000	-401.04		
FEDERAL HOME LOAN BANKS DTD 12/08/08				
3.875% 12/11/15				
12/31/08	ACCRUED INT TO 12/31/08 PAID ON PURCHASE OF 125,000	-309.47		
FEDERAL FARM CREDIT BANK				
DTD 12/20/02 4.375% 12/20/10				
03/31/08	ACCRUED INT TO 03/31/08 PAID ON PURCHASE OF 125,000	-1,534.29		
TOTAL PURCHASED INCOME		-3,142.38	0.00	0.00
TOTAL RECEIPTS		40,550.53	0.00	0.00
DISBURSEMENTS				
FEES				
01/11/08	FEE 10/01/07 TO 01/02/08		-877.34	
04/11/08	FEE 01/02/08 TO 04/01/08		-837.92	
07/11/08	QUARTERLY FEE TO 07/01/08		-847.41	



UVM DECOMM FUND
FROM 01/01/08 THROUGH 12/31/08

TRANSACTIONS

DATE	DESCRIPTION	INCOME CASH	PRINCIPAL CASH	COST
10/10/08	QUARTERLY FEE TO 10/01/08		-843.58	
	TOTAL FEES	0.00	-3,406.25	0.00
	PAYMENTS TO OR FOR BENEFICIARY			
01/03/08	UNIVERSITY OF VERMONT PAYMENTS INCOME EARNED BY FUND DURING PERVIOUS QUARTER CHECK NUMBER: 0151486	-17,870.90		
04/01/08	UNIVERSITY OF VERMONT PAYMENTS INCOME EARNED BY FUND DURING PERVIOUS QUARTER CHECK NUMBER: 0160930	-3,821.76		
07/02/08	PAYMENTS UNIVERSITY OF VERMONT INCOME EARNED BY FUND DURING PERVIOUS QUARTER CHECK NUMBER: 0164616	-5,682.35		
10/01/08	PAYMENTS UNIVERSITY OF VERMONT INCOME EARNED BY FUND DURING PREVIOUS QUARTER CHECK NUMBER: 0167953	-7,795.22		
	TOTAL PAYMENTS TO OR FOR BENEFICIARY	-35,170.23	0.00	0.00
TOTAL DISBURSEMENTS		-35,170.23	-3,406.25	0.00
	PURCHASES			
	FEDERAL HOME LOAN BANK DTD 02/22/08 3.25% 03/11/11			
03/31/08	PURCHASED 125000 03/28/08 FROM GRIFFIN KUBIK @ 101.102		-126,377.50	126,377.50
	FEDERAL HOME LOAN BANK DTD 02/27/08 3.875% 03/08/13			
03/31/08	PURCHASED 125000 03/28/08 FROM GRIFFIN KUBIK @ 101.613		-127,016.25	127,016.25
	FEDERAL HOME LOAN BANK DTD 02/28/08 3.5% 03/09/12			
03/31/08	PURCHASED 125000 03/28/08 FROM GILFORD SECURITIES INC @ 101.0657		-126,332.13	126,332.13

UVM DECOMM FUND
FROM 01/01/08 THROUGH 12/31/08

TRANSACTIONS				
DATE	DESCRIPTION	INCOME CASH	PRINCIPAL CASH	COST
	FEDERAL HOME LOAN BANKS DTD 12/08/08			
	3.875% 12/11/15			
12/31/08	PURCHASED 125000 12/30/08 FROM GILFORD SECURITIES INC @ 104.3552		-130,444.00	130,444.00
	FEDERAL FARM CREDIT BANK			
	DTD 12/20/02 4.375% 12/20/10			
03/31/08	PURCHASED 125000 03/28/08 FROM GILFORD SECURITIES INC @ 104.4348		-130,543.50	130,543.50
	JANUS INSTL MONEY MARKET FUND			
12/31/08	PURCHASES (21) 01/01/08 TO 12/31/08	-43,223.98	-250,000.00	293,223.98
TOTAL PURCHASES		-43,223.98	-890,713.38	933,937.36
SALES				
	FEDERAL HOME LOAN BANK DTD 10/14/98			
	4.925% 10/14/08			
10/14/08	RECD PROCEEDS ON MATURITY OF 250,000 PAR VALUE		250,000.00	-257,003.20
	JANUS INSTL MONEY MARKET FUND			
12/31/08	SALES (12) 01/01/08 TO 12/31/08	37,843.68	644,119.63	-681,963.31
TOTAL SALES		37,843.68	894,119.63	-938,966.51

MONEY MARKET FUND PROVIDERS PAY THE WEALTH MANAGEMENT DIVISION A FEE ON CASH BALANCES INVESTED DAILY. FUND YIELDS REFLECTED ON CUSTOMER STATEMENTS ARE NET OF THIS FEE.