

Book # 2NM 3256E

2-2NM-92-240-E  
2-2NM-92-240-E  
REV: RD CONDS 1-2C SIZE 16  
FROM 2-PNL-92-M131-E  
TO: 2-PNL-99-R461-A  
FOR: NIS CHANNEL II CONT

77A  
54

INSTALLATION CABLE  
TYP WVK LGTH 00152  
LOC CRQ 753 CONN 45N267  
LOC C&P 798 CONN 45N268  
SCHM

CND: 2M43256E  
TRY: 6,7,8,9

FEB 16 1992

**PULL**

WBNP-QCP-3.5

CABLE PULL INSTRUCTIONS

MAXIMUM ALLOWABLE PULL TENSION 42 LBS.

ROPE PULL DEVICE SIZE  YES  NO

POWER ASSIST PULL REQ'D.  YES  NO

SPECIAL PULL INSTRUCTIONS: WBFIE- N/A

DATA BY: N. Ray DATE: 6-1-78

CABLE PULL DATA  
START FT MK 13180 STOP FT MK 13380  
REEL 3534 INST LENGTH 200  
FOREMAN [Signature]  
ENGINEER [Signature]

INFORMATION ONLY

2-2NM-92-241-E

77A

2-2NM-92-241-E  
REVI RD CO'DS 1-2C SIZE 16  
FROM 2-2NM-92-1113/-E  
TO: 2-PVL-99-R46/-A  
FOR: HIS CHANNEL II CNT


INSTALLATION CABLE  
TYP WVK LGTH 00152  
LOC CBQ 755 COUN 45N267  
LOC CBP 70E COUN 45N265  
SCHM

CND: 2NM32F6E

TRY: 6,7,8,9



**PULL**



WBNP-QCP-3.5

CABLE PULL INSTRUCTIONS

MAXIMUM ALLOWABLE PULL TENSION 42 LBS.

ROPE PULL DEVICE SIZE  YES  NO

POWER ASSIST PULL REQ'D.  YES  NO

SPECIAL PULL INSTRUCTIONS: WBFIE- N/A

DATA BY: W. Ray DATE: 5-4-78

CABLE PULL DATA

START FT MK 798.36 STOP FT MK 800.82  
REEL WB 3551 INST LENGTH 246  
FOREMAN DOUG MANNING  
ENGINEER J. Wallace

INFORMATION ONLY

2-2NM-92-242-E

57A

2-2NM-92-242-E  
REV: RD 0000 1-20 SIZE 16  
FROM 2-PNL-92-M13/-E  
TO: 2-PNL-92-R46/-A  
FOR: NIS CHANNEL II CONT

INSTALLATION CABLE  
TYP: WVK LGTH: 00152  
LDC: C60 755 CONN: 45N267  
LUC: C8P 70P CONN: 45N265  
SCH:

CND: 2.43256E

TRY: 6,7,8,9



**PULL**

WBNP-QCP-3.5

CABLE PULL INSTRUCTIONS

MAXIMUM ALLOWABLE PULL TENSION 42 LBS.

ROPE PULL DEVICE SIZE  YES  NO

POWER ASSIST PULL REQ'D.  YES  NO

SPECIAL PULL INSTRUCTIONS: WBF1-E- N/A

DATA BY: N. Ray DATE: 5-4-78

CABLE PULL DATA

START FT MK 80082 STOP FT MK 80328

REEL NB 3551 INST LENGTH 246'

FOREMAN Doug MANGRUM

ENGINEER R. Wallace

INFORMATION ONLY

2-2NM-92-243-E

2-2NM-92-243-E

27A

REV: RO COMOS 1-2C SIZE 16

FROM 2-PVL-92-M13/-E

TO: 2-PVL-09-R46/-A

FOR: HIS CHANNEL II CONT

INSTALLATION CABLE

TYP WVK

LGTH 00152

LCC C8Q 755

CONN 45N267


LCC C8P 705

CONN 45N265

SCHM

CNDI 2MM3256E

TRY: 5,7,8,9



**PULL**

WBNP-QCP-3.5

CABLE PULL INSTRUCTIONS

MAXIMUM ALLOWABLE PULL TENSION 42 LBS.

ROPE PULL DEVICE SIZE  YES  NO

POWER ASSIST PULL REQ'D.  YES  NO

SPECIAL PULL INSTRUCTIONS: WBFIE- N/A

DATA BY: D. Ray DATE: 5-4-78

CABLE PULL DATA

START FT. MK 80326 STOP FT MK 80572

REEL 418 5551 INST LENGTH 246

FOREMAN Paul Mangrum

ENGINEER RJ Wallace

INFORMATION ONLY

2-2NM-92-244-E  
2-2NM-72-244-E  
REV: RO - CO. DS 1-2C SIZE 16  
FROM 2-PNL-02-M13/-E  
TO: 2-PNL-09-R46/-A  
FOR: HIS CHANNEL II CONT

77R

INSTALLATION CABLE  
TYP WVK LGTH 00152  
LOC C8Q 755 CONN 45N267  
LOC C8P 70A CONN 45N265  
SCH

CND: 2NH3256E

TRY: 6,7,8,9

CC  
FEB 15 1982

**PULL**

WBNP-QCP-3.5

CABLE PULL INSTRUCTIONS

MAXIMUM ALLOWABLE PULL TENSION 42 LBS.

ROPE PULL DEVICE SIZE  YES  NO

POWER ASSIST PULL REQ'D.  YES  NO

SPECIAL PULL INSTRUCTIONS: WBF1-E- N/A

DATA BY: D. Ray DATE: 5-4-78

CABLE PULL DATA

START FT MK 58510 STOP FT MK 58762  
REEL WB3252 INST LENGTH 276  
FOREMAN Dave MANGRUM  
ENGINEER RJ Wallace

INFORMATION ONLY

2-2NM-92-245-E

77A

2-2NM-92-245-E

54

REV: RD CDS 1-20

SIZE 16

FROM 2-PNL-92-M13/-E

INSTALLATION CABLE

TYP WVK

LGTH 00152

TO: 2-PNL-99-R46/-A

LCC CBQ 755

CUNN 45N267

FOR: HIS CHANNEL II CONT

LCC CBP 70P

CUNN 45N265

SCHM

CND: 24M3256E

QC&P  
FEB 15 1982

TRY: 6,7,8,9

**PULL**

WBNP-QCP-3.5

CABLE PULL INSTRUCTIONS

MAXIMUM ALLOWABLE PULL TENSION 42 LBS.

ROPE PULL DEVICE SIZE  YES  NO

POWER ASSIST PULL REQ'D.  YES  NO

SPECIAL PULL INSTRUCTIONS: WBFIE- N/A

DATA BY: W. Ray DATE: 5-4-78

CABLE PULL DATA

START FT MK 58762 STOP FT MK 59008

REEL WB 502 INST LENGTH 246

FOREMAN DR. MANGRAM

ENGINEER R. J. Wallace

INFORMATION ONLY


2-2NM-92-246-E  
2-2NM-92-246-E  
KEY: RD COND 1-2C SIZE 16  
FROM 2-PNL-92-M131-E  
TO: 2-PNL-99-R461-A  
FOR: NIS CHANNEL II CONT

77A  
54

INSTALLATION CABLE  
TYP KVK LGTH 00152  
LOC C80 755 CONN 45N267  
LOC C8P 708 CONN 45N265  
SCHM

CND: 2NM3256E

TRY: 5,7,8,9



**PULL**

WBNP-QCP-3.5

CABLE PULL INSTRUCTIONS

MAXIMUM ALLOWABLE PULL TENSION 42 LBS.

ROPE PULL DEVICE SIZE  YES  NO

POWER ASSIST PULL REQ'D.  YES  NO

SPECIAL PULL INSTRUCTIONS: WBF-E- N/A

DATA BY: O. Ray DATE: 5-4-78

CABLE PULL DATA  
START FT MK 59008 STOP FT MK 59254  
REEL NR3552 INST LENGTH 246  
FOREMAN Doug M. Nigrum  
ENGINEER R. J. Wallace

INFORMATION  
ONLY

2-2NM-92-247-E  
2-2NM-92-247-E  
REVI RO COND'S 1-2C SIZE 16  
FROM 2-PNL-92-M131-E  
TO: 2-PNL-99-2461-A  
FOR: NIS CHANNEL II CENT

77A  
54

INSTALLATION CARLE  
TYP WVK LGTH 00152  
LOC C80 755 CONN 45N267  
LOC C8P 708 CONN 45N265  
SCHM

CNDI 2NM3256E  
TRY: 6,7,8,9



**PULL**

WBNP-QCP-3.5

CABLE PULL INSTRUCTIONS

MAXIMUM ALLOWABLE PULL TENSION 42 LBS.

ROPE PULL DEVICE SIZE  YES  NO

POWER ASSIST PULL REQ'D.  YES  NO

SPECIAL PULL INSTRUCTIONS: WBF1-E N/A

DATA BY: D. Ray DATE: 5-4-78

CABLE PULL DATA

START FT MK 59254 STOP FT MK 59500  
REEL WB 3552 INST LENGTH 246  
FOREMAN Dang MANG RUM  
ENGINEER [Signature]

INFORMATION  
ONLY



2-2NM-92-248-E

77A  
54

2-2NM-92-248-E  
REV: RO CONDS 1-2C SIZE 16

FROM 2-PNL-92-M13/-E  
TO: 2-PNL-99-R46/-A  
FDR: MIS CHANNEL II CONT

INSTALLATION CABLE  
TYP WVK LGTH 00152  
LCC C8Q 755 CONN 45N267  
LCC C8P 706 CONN 45N265  
SCHM

CND: 2NM13256E

TRY: 6,7,8,9



**PULL**

WBNP-QCP-3.5

CABLE PULL INSTRUCTIONS

MAXIMUM ALLOWABLE PULL TENSION 42 LBS.

ROPE PULL DEVICE SIZE  YES  NO

POWER ASSIST PULL REQ'D.  YES  NO

SPECIAL PULL INSTRUCTIONS: WBFIE- N/A

DATA BY: D. Ray DATE: 5-4-78

CABLE PULL DATA

START FT MK 59500 STOP FT MK 59746

REEL 3552 INST LENGTH 246

FOREMAN DAUG NIANQ RUM

ENGINEER J. C. Walker

INFORMATION ONLY

2-2NM-92-249-E  
2-2NM-92-249-E  
REV: RO CD IDS 1-2C  
FROM 2-PNL-92-M13/-E  
TO: 2-PNL-99-R46/-A  
FOR: HIS CHANNEL II CONT

MA  
54

SIZE 16

INSTALLATION CABLE  
TYP WVK LGTH 00152  
LCC C8Q 755 CONN 45N267  
LCC C8P 708 CONN 45N265  
SCHM

CRD: 2M2256E

TRY: 5,7,8,9

OCB  
FEB 15 1982

**PULL**

WBNP-QCP-3.5

CABLE PULL INSTRUCTIONS

MAXIMUM ALLOWABLE PULL TENSION 42 LBS.

ROPE PULL DEVICE SIZE  YES  NO

POWER ASSIST PULL REQ'D.  YES  NO

SPECIAL PULL INSTRUCTIONS: WBFIE- N/A

DATA BY: D. Ray DATE: 5-4-78

CABLE PULL DATA

START FT MK 51746 STOP FT MK 59992

REEL 3552 INST LENGTH 246

FOREMAN Doug MANABRO

ENGINEER [Signature]

INFORMATION ONLY

2-2NM-92-250-E

54  
77A

2-2NM-92-250-E

DEVI RO COND 1-2C SIZE 16

FROM: 2-PNL-92-M13/-E

TO: 2-PNL-99-R46/-A

FOR: HIS CHANNEL II CONT

INSTALLATION CABLE

TYP WVK LGTH 00192

LCC C80 755 CONN 45N267

LCC C8P 702 CONN 45N265

SCH#

CND: 2NM3256E

TRY: 6,7,8,9



**PULL**

WBNP-QCP-3.5

CABLE PULL INSTRUCTIONS

MAXIMUM ALLOWABLE PULL TENSION 42 LBS.

ROPE PULL DEVICE SIZE  YES  NO

POWER ASSIST PULL REQ'D.  YES  NO

SPECIAL PULL INSTRUCTIONS: WBFIE- N/A

DATA BY: D. Ray DATE: 5-4-78

CABLE PULL DATA

START FT MK 5999.2 STOP FT MK 6123.8

REEL 3552 INST LENGTH 246

FOREMAN Doug Mangrum

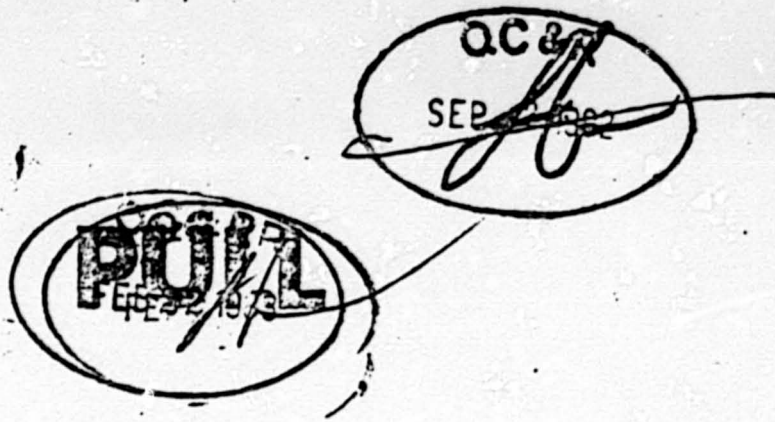
ENGINEER [Signature]

INFORMATION ONLY

2-2NM-92-251-E  
 2-2NM-92-251-E **F092 P03 97A**  
 REV: RO CONDS 1-2C SIZE 16  
 FROM 2-PNL-92-1131-E  
 TO: 2-PNL-99-R461-A  
 FOR: HIS CHANNEL II CONT  
 ECH: 2700

INSTALLATION CABLE ACTY:  
 TY: 1.VK LGTH 00177  
 LUC C90 755 CONN  
 LDC C9P 739 CONN  
 HV 2E

CND: 2NM3256E  
 TRY: 6,7,8,9



WBNP-QCP-3.5

CABLE PULL INSTRUCTIONS

MAXIMUM ALLOWABLE PULL TENSION 42 LBS.

ROPE PULL DEVICE SIZE  YES  NO

POWER ASSIST PULL REQ'D.  YES  NO

SPECIAL PULL INSTRUCTIONS: WBF1-E- N/A

DATA BY: ST McGill DATE: 12-19-81

CABLE PULL DATA

START FT MK 21940 STOP FT MK 22164

REEL WB 11368 INST LENGTH 224

FOREMAN [Signature]

ENGINEER CRN Charles R. Wilson W. Cropper  
1-31-83 WDE 2-21-83

INFORMATION ONLY

2-2NM-92-260-E  
2-2NM-92-260-E  
REV: RO CONDS 1-2C SIZE 16  
FROM 2-PNL-92-M13/-E  
TO: 2-PNL-99-R49/-B  
FOR: HIS CHANNEL II CONT

77A  
54

INSTALLATION CABLE  
TYP WVK LGTH 00145  
LDC C60 755 CONN 45N267  
LDC C9P + 708 CONN 45N265  
SCHM

CND: 2:IM3256E  
TRY: 6,7,8,10



**PULL**

WBNP-QCP-3.5  
CABLE PULL INSTRUCTIONS

MAXIMUM ALLOWABLE PULL TENSION 42 LBS.  
ROPE PULL DEVICE SIZE  YES  NO  
POWER ASSIST PULL REQ'D.  YES  NO  
SPECIAL PULL INSTRUCTIONS: WBFIE- N/A

DATA BY: D. Ray DATE: 5-4-78

CABLE PULL DATA  
START FT MK 61238 STOP FT MK 61450  
REEL 3552 INST LENGTH 212  
FOREMAN BOUG MANGRUM  
ENGINEER RJ Wallace

INFORMATION  
ONLY

2-2NM-92-261-E

77A

2-2NM-92-261-E

REV: RO CONDS 1-2C SIZE 16

FROM 2-PNL-92-M131-E

TO: 2-PNL-99-R491-A

FOR: NIS CHANNEL II CONT

INSTALLATION CABLE

TYP WVK LGTH 00145


LCC CBQ .755 CONN 45N267

LCC C9P .70P CONN 45N265

SCHM

CND: 2NM3256E

TRY: 6,7,8,10



PULL

WBNP-QCP-3.5

CABLE PULL INSTRUCTIONS

MAXIMUM ALLOWABLE PULL TENSION 42 LBS.

ROPE PULL DEVICE SIZE  YES  NO

POWER ASSIST PULL REQ'D.  YES  NO

SPECIAL PULL INSTRUCTIONS: WBF1-E- N/A

DATA BY: D. Ray DATE: 5-4-78

CABLE PULL DATA

START FT MK 61450 STOP FT MK 61662

REEL 3552 INST LENGTH 212

FOREMAN Doug Mangrum

ENGINEER Rj Wallace

INFORMATION ONLY

2-2NM-92-262-E  
2-2NM-92-262-E  
REV: AD CONDS 1-2C SIZE 16  
FROM 2-PNL-52-M13/-E  
TO: 2-PNL-99-R49/-P  
FOR: HIS CHANNEL II CONT

777  
54

INSTALLATION CABLE  
TYP WVK LGTH 00145  
LOC C80 759 CONN 45N267  
LOC C9P 706 CONN 45N265  
SCHM

CND: 2MH256E  
TRY: 6,7,8,10

WCBK  
FEB 15 1982

**PULL**

WBNP-QCP-3.5  
CABLE PULL INSTRUCTIONS

MAXIMUM ALLOWABLE PULL TENSION 42 LBS.

ROPE PULL DEVICE SIZE  YES  NO

POWER ASSIST PULL REQ'D.  YES  NO

SPECIAL PULL INSTRUCTIONS: WBFIE- N/A

DATA BY: W. Ray DATE: 5-4-78

CABLE PULL DATA  
START FT MK 90930 STOP FT MK 91142  
REEL 3537 INST LENGTH 212  
FOREMAN Don MAWBRUM  
ENGINEER RJ White

INFORMATION ONLY

2-2NM-92-263-E

77A

2-2NM-92-263-E

54

INSTALLATION CABLE

HEVI RO CORDS 1-2C SIZE 16

TYP MK

LGTH 00145

FROM 2-PNL-92-M13/-F

LCC C80 755

CONN 45N267

TO: 2-PNL-99-R49/-B

LCC C9P 708


CONN 45N265

FOR: HIS CHANNEL II CONT

SCH4

CHD: 2NM3256E

TRY: 6,7,8,10



**PULL**

WBNP-QCP-3.5

CABLE PULL INSTRUCTIONS

MAXIMUM ALLOWABLE PULL TENSION 42 LBS.

ROPE PULL DEVICE SIZE  YES  NO

POWER ASSIST PULL REQ'D.  YES  NO

SPECIAL PULL INSTRUCTIONS: WBF-E. NIA

DATA BY: W. Ray DATE: 5-4-78

CABLE PULL DATA

START FT MK 91142 STOP FT MK 91354

REEL 3537 INST LENGTH 212

FOREMAN Paul MANGRUM

ENGINEER [Signature]

INFORMATION ONLY



2-2NM-92-264-E

MA

2-2NM-92-264-E

54

REV: RD COMDS 1-20 SIZE 16

INSTALLATION: CARLE

FROM: 2-PNL-92-1131-E

TYP WVK LGTH 00145

TO: 2-PNL-99-R491-P

LDC C8Q 7\*5 COMN 45N267


FOR: HIS CHANNEL II CONT

LDC C9P 70R COMN 45N265

SCHN

CND: 2-113256E

TRY: 6,7,8,10



PULL

WBNP-QCP-3.5

CABLE PULL INSTRUCTIONS

MAXIMUM ALLOWABLE PULL TENSION 42 LBS.

ROPE PULL DEVICE SIZE  YES  NO

POWER ASSIST PULL REQ'D.  YES  NO

SPECIAL PULL INSTRUCTIONS: WBF1-E- N/A

DATA BY: W. Ray DATE: 5-4-78

CABLE PULL DATA

START FT MK 91354 STOP FT MK 91566

REEL 3527 INST LENGTH 212

FOREMAN Doug Manning

ENGINEER A. Williams

INFORMATION ONLY

2-2NM-92-265-E

77A

2-2NM-92-265-E

54

REV: RO CONDS 1-2C

SIZE 16

INSTALLATION: CABLE

FROM 2-PNL-92-M13/-E

TYP WVK

LGTH 00145

TO: 2-PNL-99-R49/-R

LDC C8Q 755

CONN 45N267

FOR: NIS CHANNEL II CONT

LDC C9P 708

CONN 45N265

SCHM

CNO: 2NM3256E

TRY: 6,7,8,10



**PULL**

WBNP-QCP-3.5

CABLE PULL INSTRUCTIONS

MAXIMUM ALLOWABLE PULL TENSION 42 LBS.

ROPE PULL DEVICE SIZE  YES  NO

POWER ASSIST PULL REQ'D.  YES  NO

SPECIAL PULL INSTRUCTIONS: WBF-E- N/A

DATA BY: W. Ray DATE: 5-4-78

CABLE PULL DATA

START FT MK 91566 STOP FT MK 91778

REEL 3537 INST LENGTH 212

FOREMAN Doug Mangrum

ENGINEER J. Wilcox

INFORMATION ONLY

2-2NM-92-266-E  
2-2NM-92-266-E  
REVI RO COMDS 1-2C SIZE 16  
FROM 2-PNL-92-M13/-E  
TO: 2-PNL-99-R49/-R  
FOR: NIS CHANNEL II CONT

77A

INSTALLATION CABLE  
TYP WVK LGTH 00145  
LOC CBQ 755 CONN 45N267  
LOC C9P 700 CONN 45N265  
SCHM

CND: 2NM3256E  
TRY: 6,7,8,10



**PULL**

WBNP-QCP-3.5

CABLE PULL INSTRUCTIONS

MAXIMUM ALLOWABLE PULL TENSION 42 LBS.

ROPE PULL DEVICE SIZE  YES  NO

POWER ASSIST PULL REQ'D.  YES  NO

SPECIAL PULL INSTRUCTIONS: WBF1-E- N/A

DATA BY: D. Ray DATE: 5-4-78

CABLE PULL DATA  
START FT MK 91778 STOP FT MK 91990  
REEL 3537 INST LENGTH 212  
FOREMAN MIANG RUM  
ENGINEER R. Wallace

INFORMATION ON

2-2NM 92-267-E

2-2M 92-267-E

REV: RO CONDS 1-2C  
FROM 2-PVL-92-M13/-E  
TO: 2-PVL-99-R49/-R  
FOR: HIS CHANNEL II CONT

77A

SIZE 16

INSTALLATION CABLE

TYP WVK

LCC C80 755

LCC C9P 706

LGTH 00145

CONN 45N267

CONN 45N265

SCHM

CND: 2:M2256E

TRY: 6,7,8,10



**PULL**

WBNP-QCP-3.5

CABLE PULL INSTRUCTIONS

MAXIMUM ALLOWABLE PULL TENSION 42 LBS.

ROPE PULL DEVICE SIZE  YES  NO

POWER ASSIST PULL REQ'D.  YES  NO

SPECIAL PULL INSTRUCTIONS: WBF-I-E- N/A

DATA BY: W. Ray DATE: 5-4-78

CABLE PULL DATA

START FT MK 92202 STOP FT MK 92414

REEL 3537 INST LENGTH 212

FOREMAN J. W. ADAMS

ENGINEER J. W. Adams

INFORMATION ONLY

2-ANM-92-268-E

77#

2-2111-92-268-E

34

INSTALLATION CABLE

REV: RO COIDS 1-2C SIZE 16

TYF MVK

LGTH 00145

FROM 2-PNL-92-M13/-E

LDC C8Q 755

CONN 45N267

TO: 2-PNL-99-R49/-R

LDC C9P 708

CONN 45N265

FOR: HIS CHANNEL II CONT

SCH:

CND: 2MM3256E



TRY: 6,7,8,10

PULL

WBNP-QCP-3.5

CABLE PULL INSTRUCTIONS

MAXIMUM ALLOWABLE PULL TENSION 42 LBS.

ROPE PULL DEVICE SIZE  YES  NO

POWER ASSIST PULL REQ'D.  YES  NO

SPECIAL PULL INSTRUCTIONS: WBF1-E- N/A

DATA BY: 10-Ray DATE: 5-4-78

CABLE PULL DATA

START FT MK 92990 STOP FT MK 92202

REEL 3537 INST LENGTH 212

FOREMAN Doug MANGRANA

ENGINEER Sj/celatore

INFORMATION ONLY

2-2NM-92-269-E

77A

2-2NM-92-269-E

54

REV: R0 CONDS 1-2C SIZE 16

INSTALLATION CABLE

FROM 2-PNL-92-M131-E

TYP WVK

LGTH 00145

TO: 2-PNL-99-R491-B

LCC C80 75#

CONN 45N267

FOR: HIS CHANNEL II CONT

LCC C9P 70#

CONN 45N265

SCH#

CND: 2UM3256E

QC&R  
FEB 15 1982

TRY: 5,7,8,10

**PULL**

WBNP-QCP-3.5

CABLE PULL INSTRUCTIONS

MAXIMUM ALLOWABLE PULL TENSION 42 LBS.

ROPE PULL DEVICE SIZE  YES  NO

POWER ASSIST PULL REQ'D.  YES  NO

SPECIAL PULL INSTRUCTIONS: WBF1-E- N/A

DATA BY: N. Ray DATE: 5-4-78

CABLE PULL DATA

START FT MK 92414 STOP FT MK 92626

REEL 2557 INST LENGTH 212

FOREMAN MANSURKIA

ENGINEER J. J. [Signature]


INFORMATION ONLY

2-2NM-92-270-E  
2-2NM-92-270-E  
REV: RO CONDS 1-2C SIZE 16  
FROM: 2-PNL-92-M13/-E  
TO: 2-PNL-99-R49/-B  
FOR: HIS CHANNEL II CONT

77A  
54

INSTALLATION CABLE  
TYP WVK LGTH 00145  
LCC C8Q 755 CONN 45M267  
LCC C9P 700 CONN 45M265  
SCH

CNO: 2NM3256E  
TRY: 5,7,8,10



**PULL**

WBNP-QCP-3.5  
CABLE PULL INSTRUCTIONS

MAXIMUM ALLOWABLE PULL TENSION 42 LBS.  
ROPE PULL DEVICE SIZE  YES  NO  
POWER ASSIST PULL REQ'D.  YES  NO  
SPECIAL PULL INSTRUCTIONS: WBF1-E- N/A  
DATA BY: D. Ray DATE: 5-4-78

CABLE PULL DATA  
START FT MK 12626 STOP FT MK 92838  
REEL 3537 INST LENGTH 212'  
FOREMAN [Signature]  
ENGINEER [Signature]

INFORMATION  
ONLY

2-2NM-92-271-E  
2-2NH-92-271-E

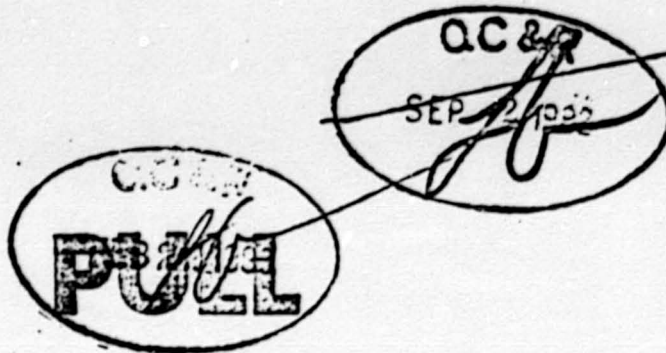
EO92 P03 779

REV: R0 COND: 1-2C SIZE 1L  
FROM 2-PHL-92-1131-E  
TO: 2-PHL-92-1491-3  
FOR: NIS CHANNEL II CONT  
ECH: 2900

INSTALLATION: CABLE ACTY=  
TY: 1VK LGTH 00170  
LOC: C80 755 CUN:  
LOC: C87 780 COM:  
NV 2E

CND: 2NH2250E

TRY: 6,7,8,10



WBNP-QCP-3.5

CABLE PULL INSTRUCTIONS

MAXIMUM ALLOWABLE PULL TENSION 42 LBS.

ROPE PULL DEVICE SIZE  YES  NO

POWER ASSIST PULL REQ'D.  YES  NO

SPECIAL PULL INSTRUCTIONS: WBF1-E NA

DATA BY: SP Magill DATE: 12-19-81

CABLE PULL DATA

START FT MK 82166 STOP FT MK 82390

REEL WB 113103 INST LENGTH 224

FOREMAN [Signature]

ENGINEER C.R.H. Carter R. Hinton W. C. [Signature]

1-31-83

WDC 2-2183

INFORMATION ONLY



2-2NM92-281-E

77A

2-2NM92-281-E

REV: RO CONDS 1-20 SIZE 16

FROM 2-PNL-92-1113/-E

TO: 2-PNL-99-R55/-A

FOR: HIS CHANNEL II CONT

INSTALLATION CABLE

TYPE MK

LGTH 00142

LCC C80 755

CONN 45M265

LCC C9P 708

CONN 45M265

SCHM

CND: 2NM3256E, 2NM3250E, 2NM3251E

TRY: 6,7

FEB 15 1992

PULL

✓

WBNP-QCP-3.5

CABLE PULL INSTRUCTIONS

MAXIMUM ALLOWABLE PULL TENSION 42 LBS.

ROPE PULL DEVICE SIZE  YES  NO

POWER ASSIST PULL REQ'D.  YES  NO

SPECIAL PULL INSTRUCTIONS: WBF1-E N/A

DATA BY: D. Ray DATE: 5-4-78

CABLE PULL DATA

START FT MK 79590 STOP FT MK 79836

REEL WB 3551 INST LENGTH 246

FOREMAN Alapetum

ENGINEER W. Wallace

2-2PM-92-649-E

2-2PM-92-649-E

REV: RD COMDS 1-20 SIZE 15

FROM 2-PNL-92-M131-E

TO: 2-PNL-99-R6

FOR: NIS CHANNEL II CONT

77A  
54

INSTALLATION CABLE

TYP VA

LGTH 00103

LCC C8Q

755

CON: 45N266

LCC C90

708

CON: 45N265

SCH:

CND: 2HM3256E, 2PM6211E

TRY: 7,5

FEB 15 1982

**PULL**

← done

WBNP-QCP-3.5

CABLE PULL INSTRUCTIONS

MAXIMUM ALLOWABLE PULL TENSION 42 LBS.

ROPE PULL DEVICE SIZE  YES  NO

POWER ASSIST PULL REQ'D.  YES  NO

SPECIAL PULL INSTRUCTIONS: WBF1-E N/A

DATA BY: W. Ray DATE: 5-4-78

CABLE PULL DATA

START FT MK 79278 STOP FT MK 79434

REEL W133551 INST LENGTH 156

FOREMAN Doug Mangrum

ENGINEER A. J. Wallace

INFORMATION ONLY

2-2PM-92-650-E  
2-2PM-92-550-E  
REV: RO CMDS 1-2C SIZE 16  
FROM 2-PNL-92-M131-E  
TO: 2-PNL-99-R6  
FOR: MIS CHANNEL II CNT

77A

INSTALLATION CABLE  
TYP MVA LGTH 00103  
LDC C8Q 755 CONN 45N266  
LDC C9Q 705 CONN 45N265  
SCHM

CND: 2MM2256E, 2PM6211E  
TRY: 7,6



**PULL**

WBNP-QCP-3.5

CABLE PULL INSTRUCTIONS

MAXIMUM ALLOWABLE PULL TENSION 42 LBS.

ROPE PULL DEVICE SIZE  YES  NO

POWER ASSIST PULL REQ'D.  YES  NO

SPECIAL PULL INSTRUCTIONS: WBFIE- N/A

DATA BY: D. Ray DATE: 5-4-78

CABLE PULL DATA  
START FT MK 79434 STOP FT MK 79590  
REEL WB 3551 INST LENGTH 156'  
FOREMAN Doug MANGRUM  
ENGINEER RJ Williams

INFORMATION ONLY

2-2PM-3-2161-E  
REVI RO CONDS 1-2C  
FROM 2-PNL-99-R7  
TO: 2-PNL-92-M13/-E  
FOR: INST LOOP 407

5477A  
SIZE 16

INSTALLATION CABLE  
TYP WVA LGTH 00042  
LOC C9Q 708 CONN 45N266  
LOC C8Q 755 CONN 45N265  
SCHM

CND: 2PM6209E, 2NM3256E

TRY: 7,6

**PULL**

MAR 16 1982  
*M*

INFORMATION ONLY

WBNP-QCP-3.5  
CABLE PULL INSTRUCTIONS

MAXIMUM ALLOWABLE PULL TENSION 72 LBS.

ROPE PULL DEVICE SIZE  YES  NO

POWER ASSIST PULL REQ'D.  YES  NO

SPECIAL PULL INSTRUCTIONS: WBF1-E- N/A

DATA BY: W. H. Wilson DATE: 6-21-78

CABLE PULL DATA

START FT MK 27504 STOP FT MK 27626

REEL WB 8690 INST LENGTH 122

FOREMAN Dave S. Shroy

ENGINEER Marjorie E. Hallahan

2-350-3-321-B  
 REV: 20 CONDS 1-20 SIZE 14  
 FROM 2-PNL-275-R70/-8  
 TO: 2-PNL-278-L119/I  
 FROM FW BYPASS VLV LOP 1 AUX RLY-TR B

5477A INSTALLATION CABLE  
 TYP WHB-1 LGTH 00439  
 LOC C11P 708 CONN 45N26  
 LOC A10R 757 CONN  
 NV 38

CNO: 2PLC215B, 2PV959B

TRY: 266, 265, 264, 2190, 2191, 2145, 2146, 2167, 2161, 2321, 2322, 2324, 2325, 2326, 2327, 2328, 2329, 2330, 2331, 2352, 2333, 2319, 2320

APR 1982  
*[Handwritten signature]*

**PULL**

120  
 55  
 65

WBNP-QCP-3.5

CABLE PULL INSTRUCTIONS

MAXIMUM ALLOWABLE PULL TENSION 65 LBS.

ROPE PULL DEVICE SIZE  YES  NO

POWER ASSIST PULL REQ'D.  YES  NO

SPECIAL PULL INSTRUCTIONS: WBFI-E- N/A

DATA BY: P. Wilson DATE: 12-22-78

CABLE PULL DATA

START FT MK 01436 STOP FT MK 01874  
 REEL WB8153 INST LENGTH 438  
 FOREMAN W. G. [Signature]  
 ENGINEER [Signature]

INFORMATION ONLY

2-BSG-3-331-B  
REV: RC COND 1-2C SIZE 14  
FRM: 2-PNL-275-R75/-8  
TO: 2-PNL-278-L11B/I  
FR: FW BYPASS VLV LP 3 AUX RLY-TP 3

77A

INSTALLATION CABLE  
TYP H3-1 LGTH 00444  
LOC C11P 709 CONN 45N26  
LOC 410R 757 CONN  
LV 3B

CNO: 2PLC215B, 2PV959B

TRY: 266, 265, 264, 2190, 2191, 2145, 2146, 2147, 2161, 2321, 2322, 2324, 2325, 2326, 2327, 2328, 2329, 2330, 2331, 2352, 2333, 2319, 2320

7 215'

**PULL**

*[Handwritten signature]*

WBNP-QCP-3.5  
CABLE PULL INSTRUCTIONS

MAXIMUM ALLOWABLE PULL TENSION 65 LBS.

ROPE PULL DEVICE SIZE  YES  NO

POWER ASSIST PULL REQ'D.  YES  NO

SPECIAL PULL INSTRUCTIONS: WBF1-E. N/A

DATA BY: P. Wilson DATE: 12-22-78

CABLE PULL DATA  
START FT MK 02362 STOP FT MK 01874  
REEL WB9121 INST LENGTH 508  
FOREMAN [Signature]  
ENGINEER [Signature]

INFORMATION  
ONLY

M-74-2451-B 54  
R : RO CONDS 1-2C SIZE 14  
F : M 2-PNL-275-R78/-B  
T : 2-JB-292-3444/-B  
F : RHR RET LN PIPE BK ANN

INSTALLATION CABLE  
TYP 'HB-1 LGTH 00480  
LOC C11P 708 CONN  
LOC A11V 737 CONN  
NV 38

C : 2PLC215B, 2M3923B, 2VC881B  
T : 266, 265, 264, 2190, 2191, 2145, 2146, 2147, 2154, 2150, 2164, 2073  
2059, 2069, 2057, 2076, 2077, 2091, 2092

*Handwritten notes:*  
4-5-79

52°

*Handwritten signature:*  
FEB 27 1980

**PULL**

# INFORMATION ONLY

WBNP-QCP-3.5

## CABLE PULL INSTRUCTIONS

MAXIMUM ALLOWABLE PULL TENSION 65 LBS.

ROPE PULL DEVICE SIZE  YES  NO

POWER ASSIST PULL REQ'D.  YES  NO

SPECIAL PULL INSTRUCTIONS: WBFIE- N/A

DATA BY: W. Robinson DATE: 2-23-79

### CABLE PULL DATA

START FT MK 02452 STOP FT MK 01878

REEL WB-9395 INST LENGTH 574ft

FOREMAN George G. ...

ENGINEER 212080 T. W. ...

2 PLC 215B

Item 174

2-3PL-31-3491-0	54	INSTALLATION CABLE
REV: RO COMDS 1-3C	SIZE 14	TYP WHC LGTH 001
FRQM 2-PNL-27R-M9/2		LDC C9P 755 CONN
TD: 2-PNL-275-R79/-B		LDC C11P 706 CONN
FOR: 480V SD RM A PRES SUP FAN A2-B CNT		SCHM

CNJ: OZ89B, 2PLC215B

TRY: 255, 266

2-3D needs Brown Tag M9/2  
 W-5 WDC  
 B-G  
 R-7

**PULL**

OCAR  
 DEC 9 1981  
 SW

INFORMATION ONLY

WBNP-QCP-3.5

CABLE PULL INSTRUCTIONS

MAXIMUM ALLOWABLE PULL TENSION 98 LBS.

ROPE PULL DEVICE SIZE  YES  NO

POWER ASSIST PULL REQ'D.  YES  NO

SPECIAL PULL INSTRUCTIONS: WBFIE- N/A

DATA BY: Lynne H. Franks DATE: 12/15/77

CABLE PULL DATA

START FT. MK 10252 STOP FT. MK 10296

REEL W-5 INST LENGTH 141

FOREMAN [Signature]

ENGINEER [Signature]



2PLC215B

2-3PL-70-4749-B

77A

2-3PL-7C-4749-R

54

INSTALLATION CABLE

REV: RO CONDS 1-2C SIZE 14

TYP HB-1 LGTH 00317

FROM: 2-20-212-B1/3C-B

LOC A14T 757 CONN 45N26

TO: 2-PNL-275-R7P/-B

LOC C11P 706 CONN 6947D

FOR: CCS PUMP 6-8 CONT

NV 38

2371, 70, 69, 68, 47, 66, 65, 64, 63, 62, 61

CND: 2PLC2525B, 2PLC215B

QCUR

TRY: 2279, 2341, 2327, 2321, 2161, 2147, 2145 FEB 8 1982 2150, 264

266

OK

PULL

MAY 1-17-79  
make NCR

BEEN RECORDED

NCR 1721

INFORMATION ONLY

WBNP-QCP-3.5  
CABLE PULL INSTRUCTIONS

MAXIMUM ALLOWABLE PULL TENSION 65 LBS.

ROPE PULL DEVICE SIZE  YES  NO

POWER ASSIST PULL REQ'D.  YES  NO

SPECIAL PULL INSTRUCTIONS: WBFIE- N/A

DATA BY: P. Wilson DATE: 12-22-78

Start 00688

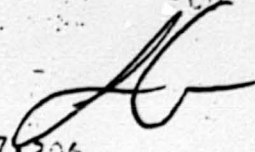
CABLE PULL DATA  
START FT MK 00688 STOP FT MK 01076  
REEL WB 8120 INST LENGTH 388'  
FOREMAN James C. [unclear]  
ENGINEER Theresa A. Ballaban

2-3P-00-215-R  
REV: 00 DS 1-20 SIZE 16  
FR: 2-3P-00-275-271/-R  
TO: 2-3P-00-250/-R  
CIR: AT 215 IN CNTNT AIR

77A  
PSU-30-8A

INSTALLATION CABLE  
TYPE: SMA  
LGC C11P 700 LGT: 00175  
LGC C2P 700 CUM: 454260  
LGC C3P 700 CUM: 454267  
SCHE

DATE: 2-11-77  
TIME: 200, 205, 204, 203, 202, 201, 200, 207, 206



# PULL

WBNP-QCP-3.5

## CABLE PULL INSTRUCTIONS

MAXIMUM ALLOWABLE PULL TENSION 42 LBS.

ROPE PULL DEVICE SIZE  YES  NO

POWER ASSIST PULL REQ'D.  YES  NO

SPECIAL PULL INSTRUCTIONS: WBI-E- N/A

DATA BY: J. Frankis DATE: 12/9/77

### CABLE PULL DATA

START FT MK 08574 STOP FT MK 08924  
REEL LB-7691 INST LENGTH 250  
FOREMAN Jayson E. Simpson  
ENGINEER Peggy Wilson

1107-00-000 170680 T-115

2-3PV-99-148-B  
REV: EQ CONDS 1-2C SIZE 10  
FROM 2-20-235-4/-G  
TO: 2-PNL-275-R7P/-B  
FOR: VITAL AC SUP

77A

INSTALLATION CABLE  
TYP. W/LV LGTH 00503  
LOC A12R 757 CONN 45N26  
LOC C11P 703 CONN 45N70  
36

FEB 5 1982

CRD: 2PV950B, 2FLC215B

TRY: 2402, 2403, 2341, 2340, 2339, 2338, 2337, 2336, 2335, 2334, 2333, 2331, 2330, 2329, 2328, 2327, 2326, 2325, 2324, 2323, 2322, 2321, 2147, 2159, 2145, 2191, 2190, 264, 265, 266

**PULL**

WBNP-QCP-3.5

CABLE PULL INSTRUCTIONS

MAXIMUM ALLOWABLE PULL TENSION 166 LBS.

ROPE PULL DEVICE SIZE  YES  NO

POWER ASSIST PULL REQ'D.  YES  NO

SPECIAL PULL INSTRUCTIONS: WBF1-E- N/A

DATA BY: P. Hilson DATE: 12-22-78

CABLE PULL DATA

START FT. MK 32406 STOP FT. MK 32908

REEL WB6488 INST LENGTH 502

FOREMAN D.A. Boyl

ENGINEER Sandy John

2-SPV-235-203-R  
REV: RD CONDS 1-2C  
FROM 2-60-235-4/-C  
TO: 2-PNL-275-R7B/-B  
FOR: VITAL AC SUP

77A  
54  
SIZE 10

INSTALLATION CABLE  
TYP WLN  
LOC A12R 757 LGTH 00503  
LOC C11P 70R CONN 45N26  
CONN 45N70  
"V 3R

CON: 2PV550B, 2PLC215B

TRY: 2402, 2403, 2341, 2340, 2339, 2330, 2337, 2336, 2335, 2334, 2333, 2331, 2330, 2327, 2329, 2327, 2326, 2325, 2324, 2323, 2322, 2321, 2147, 2159, 2145, 2191, 2190, 264, 263, 266

**PULL**

WBNP-QCP-3.5

CABLE PULL INSTRUCTIONS

MAXIMUM ALLOWABLE PULL TENSION 166 LBS.

ROPE PULL DEVICE SIZE  YES  NO

POWER ASSIST PULL REQ'D.  YES  NO

SPECIAL PULL INSTRUCTIONS: WBFIE- N/A

DATA BY: P. Wilson DATE: 12-22-78

CABLE PULL DATA

START FT MK 42742 STOP FT MK 43240

REEL WB6497 INST LENGTH 498

FOREMAN D. O. Ray

ENGINEER D. S. G. J. J.

77A

2-3R11-90-321-B  
REV: RO COND'S 1-2C SIZE 14  
FROM 0-PNL-90-M12/4  
TG: 2-PNL-275-R78/-B  
FOR: FCV-90-108-B CONT

INSTALLATION CABLE  
TYP WHB-1 LGTH 001  
LDC C6P 755 CONN  
LDC C11P 709 CONN  
SCHM

CND: 0Z359, 2PLC215B

TRY: 258, 259, 260, 261, 262, 263, 264, 265, 266

**PULL**

WBNP-QCP-3.5  
CABLE PULL INSTRUCTIONS

MAXIMUM ALLOWABLE PULL TENSION 65 LBS.

ROPE PULL DEVICE SIZE  YES  NO

POWER ASSIST PULL REQ'D.  YES  NO

SPECIAL PULL INSTRUCTIONS: WBFIE- N/A

DATA BY: Lynne H. Franks DATE: 12/15/77

CABLE PULL DATA  
START FT MK 472' STOP FT MK 216'  
REEL WB 7444 INST LENGTH 256'  
FOREMAN W. J. ...  
ENGINEER W. J. ...

2-3RM-90-331-B  
REV: RO CONDS 1-2C  
FROM 0-PNL-90-M12/4  
TO: 2-PNL-275-R73/-B  
FOR: FCV-90-109-B CONT

77A

54

SIZE 14

INSTALLATION CABLE  
TYP WHB-1 LGTH 001  
LOC C6P 755 CONN  
LOC C11P 703 CONN  
SCHM

CNO: 02358, 2PLC215B

TRY: 259, 259, 260, 261, 262, 263, 264, 265, 266

FEB 1977

**PULL**

WBNP-QCP-3.5

CABLE PULL INSTRUCTIONS

MAXIMUM ALLOWABLE PULL TENSION 65 LBS.

ROPE PULL DEVICE SIZE  YES  NO

POWER ASSIST PULL REQ'D.  YES  NO

SPECIAL PULL INSTRUCTIONS: WBF-E- N/A

DATA BY: Lynne H. Franks DATE: 12/15/77

CABLE PULL DATA

START FT MK 2034' STOP FT MK 1776'

REEL 2464 INST LENGTH 258'

FOREMAN [Signature]

ENGINEER [Signature]

2-3RM-90-341-B  
REV: RC CONDS 1-2C  
FROM 0-PNL-90-M12/4  
TO: 2-PNL-275-E78/-B  
FOR: FCV-90-110-B CNT

54

SIZE 14

77R  
INSTALLATION CABLE  
TYP WHB-1 LGTH 001  
LCC C6P 755 CONN  
LCC C11P 700 CONN  
SCHM

CND: 0Z35R, 2PLC215H

TRY: 258, 259, 260, 261, 262, 263, 264, 265, 266

**PULL**

WBNP-QCP-3.5

CABLE PULL INSTRUCTIONS

MAXIMUM ALLOWABLE PULL TENSION 65 LBS.

ROPE PULL DEVICE SIZE  YES  NO

POWER ASSIST PULL REQ'D.  YES  NO

SPECIAL PULL INSTRUCTIONS: WBFIE- N/A

DATA BY: Lynne G. Franko DATE: 12/15/77

CABLE PULL DATA

START FT MK 725' STOP FT MK 470'

REEL WB 7444 INST LENGTH 255'

FOREMAN [Signature]

ENGINEER [Signature]

2-3RM-90-351-B  
REV: RO CONDS 1-2C SIZE 14  
FROM: 0-PNL-90-M12/4  
TO: 2-PNL-275-R78/-B  
FOR: FCV-90-114-B CONT

77A  
54

INSTALLATION CABLE  
TYP WNB-1 LGTH 001  
LOC C6P 755 CONN  
LOC C11P 708 CONN  
SCH1

CND: 0Z35B, 2FLC215A



TRY: 258, 259, 260, 261, 262, 263, 264, 265, 266

**PULL**

5034

WBNP-QCP-3.5

WBNP-QCP-3.5

CABLE PULL INSTRUCTIONS

MAXIMUM ALLOWABLE PULL TENSION 65 LBS.

ROPE PULL DEVICE SIZE  YES  NO

POWER ASSIST PULL REQ'D.  YES  NO

SPECIAL PULL INSTRUCTIONS: WBFIE- N/A

DATA BY: Lynne H. Franks DATE: 12/15/77

CABLE PULL DATA

START FT MK 1774 STOP FT MK 1516'

REEL W12 2-16-1 INST LENGTH 255'

FOREMAN [Signature]

ENGINEER [Signature]



2-3RM-90-361-B  
REV: RO CONDS 1-2C SIZE 14  
FROM: 0-PNL-90-412/4  
TO: 2-PNL-275-R70/-B  
FOR: FCV-90-115-B CONT

77A  
54

INSTALLATION CABLE  
TYP WH8-1 LGTH 001  
LOC C6P 755 CONN  
LOC C11P 702 CONN  
SCHM

CND: 02358, 2PLC2154

TRY: 258, 259, 260, 261, 262, 263, 264, 265, 266

**PULL**

WBNP-QCP-3.5

CABLE PULL INSTRUCTIONS

MAXIMUM ALLOWABLE PULL TENSION 65 LBS.

ROPE PULL DEVICE SIZE  YES  NO

POWER ASSIST PULL REQ'D.  YES  NO

SPECIAL PULL INSTRUCTIONS: WBFIE- N/A

DATA BY: Lynne H. Franks DATE: 12/15/77

CABLE PULL DATA

START FT MK 1514'

REEL W17469

FOREMAN [Signature]

ENGINEER [Signature]

STOP FT MK 1256'

INST LENGTH 258'

2-3RM-90-371-B  
REV: RO CONDS 1-2C  
FROM 0-PNL-90-M12/4  
TO: 2-PNL-275-278/-B  
FOR: FCV-90-116-B CONT

77A

SIZE 14

INSTALLATION: CABLE  
TYP WHB-1 LGTH 001  
LOC C6P 755 CONN  
LOC C11P 700 CONN  
SCM

CND: 0Z35B, 2PLC215B

FEB 1

TRY: 258, 259, 260, 261, 262, 263, 264, 265, 266

# PULL

WBNP-QCP-3.5

### CABLE PULL INSTRUCTIONS

MAXIMUM ALLOWABLE PULL TENSION 65 LBS.

ROPE PULL DEVICE SIZE  YES  NO

POWER ASSIST PULL REQ'D.  YES  NO

SPECIAL PULL INSTRUCTIONS: WBF1-E- N/A

DATA BY: Lynne J. Franks DATE: 12/15/77

#### CABLE PULL DATA

START FT MK 1254 STOP FT MK 296  
REEL WB 7969 INST LENGTH 255  
FOREMAN W. J. Franks  
ENGINEER W. J. Franks

2-3V-65-6712-B  
REV: R0 COND'S 1-20 SIZE 12  
FR: 2-3D-235-4/-C  
TO: 2-PNL-275-R78/-B  
FOR: EMER GAS TRTNT SYS

77A

INSTALLATION CABLE  
TYP WGB LGTH 00513  
LOC 4120 757 COMM 45N26  
LOC 4110 708 COMM 45N70  
MV 30

CND: 2PV9508, 2PLC215B

TRY: 2402, 2403, 2341, 2340, 2339, 2338, 2337, 2336, 2335, 2334, 2333, 2331, 2330, 2329, 2328, 2327, 2326, 2325, 2324, 2323, 2322, 2321, 2147, 2159, 2145, 2171, 2190, 264, 263, 266

**PULL**

WBNP-QCP-3.5  
CABLE PULL INSTRUCTIONS

MAXIMUM ALLOWABLE PULL TENSION 105 LBS.

ROPE PULL DEVICE SIZE  YES  NO

POWER ASSIST PULL REQ'D.  YES  NO

SPECIAL PULL INSTRUCTIONS: WBF-E. N/A

DATA BY: P. Wilson DATE: 12-22-78

CABLE PULL DATA

START FT MK 08354 STOP FT MK 07848  
REEL WB 346 INST LENGTH 506  
FOREMAN W. L. Lyell  
ENGINEER Sandy John

E065P02  
77A

114-3  
CUMOS 1-30  
-775-771-3  
-272-47101-3  
SIS THT SY

CICOR  
OCT 1982

PULL

WBNP-QCP-3.5

CABLE PULL INSTRUCTIONS

MAXIMUM ALLOWABLE PULL TENSION 157 LBS.

ROPE PULL DEVICE SIZE  YES  NO

POWER ASSIST PULL REQ'D.  YES  NO

SPECIAL PULL INSTRUCTIONS: WBF1-E- NP

DATA BY: B Magill DATE: 11-12-82

CABLE PULL DATA

START FT MK 3146 STOP FT MK 2746  
REEL WB 8093 INST LENGTH 400  
FOREMAN Bob W. Wright  
ENGINEER Claine (Clair)  
9/23/82

2-37-65-0715-B  
REV: NO CO-DS 1-3C SIZE 12  
FROM 2-PUL-275-270/-P  
TO: 2-PUL-29-R51/-P  
FOR: ENR GAS TRNT SYS

54 77A

INSTALLATION CABLE  
TYPE CC  
LDC 0110 70% COMM  
LDC 050 70% COMM  
SCHE

CON: 2VLC215, 2VC22308

TRY: 206, 205, 264, 263, 262, 261, 272, 224, 223, 273, 272



# PULL

WBNP-QCP-3.5

### CABLE PULL INSTRUCTIONS

MAXIMUM ALLOWABLE PULL TENSION 157 LBS.

ROPE PULL DEVICE SIZE  YES  NO

POWER ASSIST PULL REQ'D.  YES  NO

SPECIAL PULL INSTRUCTIONS: WBF1-E- N/A

DATA BY: Lynne B. Franks DATE: 12/9/77

#### CABLE PULL DATA

START FT MK 11522 STOP FT MK 11304

REEL WB 2598 INST LENGTH 218'

FOREMAN [Signature]

ENGINEER [Signature]

7-14-40-2157-B  
CONDOS 1-50  
2-PNL-275-278/-B  
2-JB-222-4262/-B  
FCV-40-590-B CJNT

77A  
54  
SIZE 14

INSTALLATION CABLE  
LGTH 00400  
CONV 4512692  
CONV 4512630  
LV 30

2PLC215, 2VC34018

308, 307, 306, 2239, 2240, 2203, 2203, 2203, 2204, 2206, 2207, 2210, 2211  
2105, 2115, 2114, 2113, 2112, 2110, 2123, 2121, 2122, 2123

**PULL**

*du*

WBNP-QCP-3.5  
CABLE PULL INSTRUCTIONS

MAXIMUM ALLOWABLE PULL TENSION 164 LBS.

ROPE PULL DEVICE SIZE  YES  NO

POWER ASSIST PULL REQ'D.  YES  NO

SPECIAL PULL INSTRUCTIONS: WBFI-E. N/A

DATA BY: D. Ray DATE: 3-3-80

CABLE PULL DATA

START FT MK 02014

REEL WB10264

FOREMAN Edmund L. Schick

ENGINEER W. B. [Signature]

STOP FT MK 01460

INST LENGTH 5501

7-24-80

FCV-43-0905-B  
CV: RD COND5 1-5C  
FROM 2-PNL-275-2711-4  
TO: 2-JB-292-42621-4  
CMT: FCV-43-0905-B CMT

77A  
54  
SIZE 14

INSTALLATION CABLE  
TYP SHE-1 LGTH 00484  
LOC 011F 708 COND 45.2605  
LOC 02V 712 COND 45.2605  
HV 37

2PLC2150, 2VC3401

308, 307, 306, 2239, 2240, 2202, 2213, 2204, 2210, 2207, 2210, 2111, 2105, 2115, 2114, 2111, 2112, 2113, 2120, 2121, 2122, 2125

**PULL**

*DW*

WBNP-QCP-3.5  
CABLE PULL INSTRUCTIONS

MAXIMUM ALLOWABLE PULL TENSION 164 LBS.

ROPE PULL DEVICE SIZE  YES  NO

POWER ASSIST PULL REQ'D.  YES  NO

SPECIAL PULL INSTRUCTIONS: WBFIE- N/A

DATA BY: D. Ray DATE: 3-3-80

CABLE PULL DATA

START FT MK 02094 STOP FT MK 01540

REEL WB 10265 INST LENGTH 554

FOREMAN [Signature]

ENGINEER [Signature]  
3-24-80

2-4PL-90-3877-B

Conduit 2PLC 631B

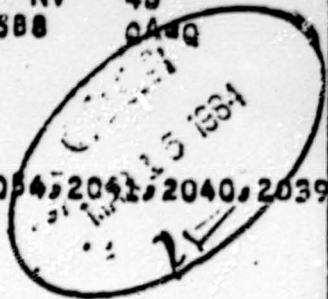
Rework

W.P. 3760

2	L-90-3877-B	DATE: 01/10/84	778	INSTALLATION	CABLE ACTY-	XXXX
R	RJ CONDS 1-3C	SIZE 10	TYP WLD	LGTH	00362	
F	2-MCC-214-81/4F1-B		LOC A13T	757	CONN	45B2772-4F
T	2-RE-90-131-B		LOC A15L	713	CONN	45N2620-3
F	VITAL AC SUP				NV	4B
E	CBL MAX. PULL 0249		MIN. BEND	0002.588		0A8Q

2PLC2752B, 2PLC631B

2364, 2363, 2327, 2326, 2100, 2101, 2102, 2100, 2054, 2051, 2040, 2039, 2056, 2057, 2088



PULL

WORK PLAN No. 3760

WBNP-QCP-3.5

CABLE PULL INSTRUCTIONS

MAXIMUM ALLOWABLE PULL TENSION ON FRONT LBS.

ROPE PULL DEVICE SIZE  YES  NO

POWER ASSIST PULL REQ'D.  YES  NO

SPECIAL PULL INSTRUCTIONS: WBFIE- N/A

DATA BY: M. Medley DATE: 1-10-84

CABLE PULL DATA	DOCUMENTATION UPDATE ONLY
START FT M	TEST REVISION IN CONSTRUCTION
REEL	UP-DATED IN ERROR
FOREMAN	<i>[Signature]</i>
ENGINEER	



CONDUIT 2PLC852A

2-4PL-236-4900-A  
 REV: RO CONDS 3-1C SIZE 400  
 FROM 2-BD-212-A1/10A-A  
 TO: 0-XSW-236-3/-F  
 FOR: 125V VITAL BATT III SYS NDR SUP

77A  
54

INSTALLATION CABLE  
 TYP WDD LGTH 00264  
 LOC A14R 757 CONN 45W709  
 LOC A10Q 772 CONN 6947D6  
 NV 4A

CND: 2PLC2498A, 2PLC852A

TRY: 2371, 2370, 2369, 2368, 2392, 2430, 2498, 2497, 2496, 2495, 2494, 2493, 2492, 2471, 2470, 2469, 2468, 2467

**PULL**

OCS  
 MAY 18 1982  
*Jul*

INFO ONLY  
 20500 HTS  
 POWER INFO

WBNP-QCP-3.5  
 CABLE PULL INSTRUCTIONS

MAXIMUM ALLOWABLE PULL TENSION 3200 LBS.

ROPE PULL DEVICE SIZE  YES  NO

POWER ASSIST PULL REQ'D.  YES  NO

SPECIAL PULL INSTRUCTIONS: WBF1-E- N/A

DATA BY: D. Ray DATE: 1-20-79

CABLE PULL DATA  
 START FT MK 022076 STOP FT MK 022610  
 REEL WB 8251 INST LENGTH 794  
 FOREMAN R. [Signature]  
 ENGINEER W. [Signature]

STAR. 01134 SP.01394  
 WB 8244