

1-2PS-68-303-E

E068A04  
77A

1-2PS-68-303-E

REV: R2 CUNDS 1-2C SIZE 14

INSTALLATION CABLE ACTY#E60  
TYPE MHS-1 LGTH 00309  
LOC A4T 757 CORR 45W1720-1  
LOC C6M 708 CORR 45H1632-13  
NV 2E

FROM 1-DHL-202-1/18  
TO: 1-JS-290-3401/-E  
FOR: RCP 2 LIVEUF CONT  
ECH: 2432

PM 6217E  
PRs 9-10-81

CND: 1P5705E, 1P5704E, 1PM6444E, 1PM6445E, 1F5721E

TRY: 1,2,3

FOR E7949

COOP  
MAR 31 1982  
PW

RE-INSTALLATION O.K.  
INITIAL P.A.M. DATE 2/8/82

INFORMATION ONLY

WBNP-QCP-3.5

CABLE PULL INSTRUCTIONS

MAXIMUM ALLOWABLE PULL TENSION 25 LBS.

ROPE PULL DEVICE SIZE  YES  NO

POWER ASSIST PULL REQ'D.  YES  NO

SPECIAL PULL INSTRUCTIONS: WBF1-E- NA

DATA BY: Judith Locke DATE: 5-2-81

CABLE PULL DATA

START FT MK 4898 STOP FT MK 4358

REEL ND 9377 INST LENGTH 540'

FOREMAN [Signature]

ENGINEER JAC Paul R. Smith  
9-10-81

1-2PS-68-304.E

E068 A04

1-2PS-60-304-E  
REV: R2 CUNOS 1-2C SIZE 14  
FROM 1-PNL-202-1/1B  
TO: 1-JS-290-3401/-E  
FOR: FCP 2 UV&UF CONT  
CCH: 2432

54

INSTALLATION CABLE ACTY#E6  
TYP WMB-1 LGTH 00309  
LOC A4T 757 CONN 4541720-1  
LOC C64 708 CONN 4541632-1  
IIV 2E

IPM6217E PRS  
9-10-81

CND: 1PS705E, 1PS704E, 1PM6444E, 1PM6445E, 1PST21E

TRY: 1,2,3

FCR  
E 2949

QC&R  
MAR 31 1982

PULL  
RE-INSTALLATION C.R.  
INITIAL P.A.M. DATE 2/8/82

INFORMATION  
ONLY

WBNP-QCP-3.5

CABLE PULL INSTRUCTIONS

MAXIMUM ALLOWABLE PULL TENSION 25 LBS.

ROPE PULL DEVICE SIZE  YES  NO

POWER ASSIST PULL REQ'D.  YES  NO

SPECIAL PULL INSTRUCTIONS: WBF-E- NA

DATA BY: Juliet Scott DATE: 5-2-81

CABLE PULL DATA

START FT MK 4356 STOP FT MK 3816

REEL WB 9377 INST LENGTH 540'

FOREMAN [Signature]

ENGINEER [Signature]


9-10-81

1-2PS-68-305-E  
REV: R3 CONDS 1-2C  
FROM: 1-PNL-202-1/1B  
TO: 1-JB-290-3401-E  
FOR: RCP 2 UV&UF CONT

E068A57 54  
77A 55  
SIZE 14

INSTALLATION CABLE  
TYP WHB-1 LGTH 00540  
LOC A4T 757 CONN 45W1720-1  
LOC C6N 708 CONN 45N1632-13  
NV 2E

CND: 1PS705E, 1PS704E, 1PM6444E, 1PM6445E, 1PM6217E, 1PS721E  
TRY: 1,2,3



QC&R  
AUG 9 1983

**PULL**

INFORMATION ONLY

WBNP-QCP-3.5  
CABLE PULL INSTRUCTIONS

MAXIMUM ALLOWABLE PULL TENSION 65 LBS.  
ROPE PULL DEVICE SIZE  YES  NO  
POWER ASSIST PULL REQ'D.  YES  NO  
SPECIAL PULL INSTRUCTIONS: WBF1-E- NA

DATA BY: R McGill DATE: 8/28/82

CABLE PULL DATA 10158  
START FT MK 10158 STOP FT MK 09508  
REEL WB 12134 INST LENGTH 650 650'  
FOREMAN [Signature]

Solice  
Start Ft Mk 09222 Stop Ft Mk 09000  
REEL 12134 INST Length 222

CRIMP # 46 Vincent Wayne Sanford

WB 234



CONDUIT 1PV961D

77A

1-3PV-92-11-0 54  
REV: RO CONDS 1-2C SIZE 10  
FROM 1-60-235-1/-0  
TO: 1-PNL-92-M13/-0  
FOR: VITAL AC SUP REG

INSTALLATION CABLE  
TYP VLN LGTH 00120  
LOC A4R 757 CONN 45N165  
LOC C6Q 755 CONN 45N705

CNO: 1PV989D, 1PV990D, 1PV960D, 1PV961D, 1PV962D

TRY:

*See NY 3  
accepted  
Don't need  
according  
to  
prints*  
FEB 15 1982

**PULL**

INFORMATION  
ONLY

WBNP-QCP-3.5

CABLE PULL INSTRUCTIONS

MAXIMUM ALLOWABLE PULL TENSION 166 LBS.

ROPE PULL DEVICE SIZE  YES  NO

POWER ASSIST PULL REQ'D.  YES  NO

SPECIAL PULL INSTRUCTIONS: WBF1-E. N/A

DATA BY: W. Ray DATE: 7-25-78

CABLE PULL DATA

START FT MK 01554 STOP FT MK 01764

REEL 6804 INST LENGTH 1901

FOREMAN W. Ray

ENGINEER Terry Debird



771

1-3PV-92-11-0  
REV: R1 CONDS 1-2C  
FROM 1-00-235-1/-0  
TO: 1-PNL-92-M13/-0  
FOR: VITAL AC SUP REG

54  
SIZE 10

INSTALLATION CABLE  
TYP WLR LGTH 00120  
LDC A4R 757 CONN 45N165  
LDC C6Q 755 CONN 45N706  
3

CND: 1PV9890, 1PV9900, 1PV9600, 1PV9600  
TRY: FEB 15 1982

**PULL**

INFORMATION ONLY

WBNP-QCP-3.5  
CABLE PULL INSTRUCTIONS

MAXIMUM ALLOWABLE PULL TENSION \_\_\_\_\_ LBS.

ROPE PULL DEVICE SIZE \_\_\_\_\_  YES  NO

POWER ASSIST PULL REQ'D.  YES  NO

SPECIAL PULL INSTRUCTIONS: WBF1-E: \_\_\_\_\_

DATA BY: \_\_\_\_\_ DATE: \_\_\_\_\_

CABLE PULL DATA

START FT MK \_\_\_\_\_ STOP FT MK \_\_\_\_\_

REEL \_\_\_\_\_ INST LENGTH \_\_\_\_\_

FOREMAN \_\_\_\_\_

ENGINEER \_\_\_\_\_

77A

1-3PV-92-13-D  
REV: RO CONDS 1-2C  
FROM 1-80-235-1/-0  
TO: 1-PNL-92-M13/-0  
FOR: VITAL AC SUP

54  
SIZE 10

INSTALLATION CABLE  
TYP WLN  
LOC A4R 757  
LOC C6Q 755  
LGTH 00125  
CONN 45N165  
CONN 45N706  
NV 3

CND: 1PV989D, 1PV990D, 1PV960D, 1PV961D, ~~1PV962D~~

TRY:

**PULL**

INFORMATION  
ONLY

WBNP-QCP-3.5  
CABLE PULL INSTRUCTIONS

MAXIMUM ALLOWABLE PULL TENSION 166 LBS.

ROPE PULL DEVICE SIZE  YES  NO

POWER ASSIST PULL REQ'D.  YES  NO

SPECIAL PULL INSTRUCTIONS: WBFIE. N/A

DATA BY: D. Ray DATE: 7-25-78

CABLE PULL DATA  
START FT MK 01746 STOP FT MK 21936  
REEL 10904 INST LENGTH 190  
FOREMAN Doug Mancum  
ENGINEER Tony Deabis

1-3PV-92-13-D  
REV: R1 CONDS 1-2C SIZE 10  
FROM 1-BD-235-1/-D  
TU: 1-PNL-92-M13/-D  
FOR: VITAL AC SUP  
ECN:

54 77A

INSTALLATION CABLE ACTY=XX X  
TYP WLN LGTH 01250  
LOC A4R 757 CONN 45N706-1  
LOC C6Q 755 CONN 45N1652-3  
NV 3

CND: 1PV989D,1PV990D,1PV960D,1PV961D

TRY:

QC&R  
MAR 31 1982  
*De*

**PULL**

INFORMATION  
ONLY

CABLE PULL DATA

START FT MK \_\_\_\_\_ STOP FT MK \_\_\_\_\_  
REEL \_\_\_\_\_ INST LENGTH \_\_\_\_\_  
FOREMAN \_\_\_\_\_  
ENGINEER \_\_\_\_\_



Conduit 1-3VC-27 500' 1

1-3V-63-2121-A  
REVI RO COND 1-12C SIZE 14  
FROM 1-MCC-213-A1/10A-A  
TO: 1-JB-292-1564/-A  
FOR: PCV-63-1-A CONT

INSTALLATION CABLE  
TYP WHJ LGTH 00684  
LOC A4T 772 CONN 45B176 10A  
LOC ASU 692 CONN 45W176 4  
NV 3A

CNO: 1PLC731A, 1VC580A

UC&P  
MAR 17 1982

TRY: 2537, 2495, 2476, 2453, 2452, 2451, 2423, 2399, 2258, 2255, 2193 149  
2148, 2147, 2178, 2080, 2049, 2067, 2066, 2065, 2008, 2009, 2010 011  
2012, 2013, 2014, 2015, 2016, 2017

**PULL**

WBNP-QCP-3.5

CABLE PULL INSTRUCTIONS

MAXIMUM ALLOWABLE PULL TENSION 393 LBS.

ROPE PULL DEVICE SIZE  YES  NO

POWER ASSIST PULL REQ'D.  YES  NO

SPECIAL PULL INSTRUCTIONS: WBF1-E. NA

DATA BY: M. Halliker DATE: 10-11-78

CABLE PULL DATA  
START FT MK 36908 STOP FT MK 37594  
REEL 4547 INST LENGTH 686  
FOREMAN Russ Marquison  
ENGINEER Richard K. ...

37594  
36908  
686

INFORMATION ONLY

1-3V-63-2903-A  
REV: R2 CONDS 1-16C SIZE 14  
FROM: 1-MCC-213-A1/10B-A  
TO: 1-JB-292-1564/-A  
FOR: FCV-63-3-A CONT

477A INSTALLATION CABLE  
TYP WHL-1 LGTH 00680  
LDC B4T 772 CONN 45B176 10B  
LDC ASU 692 CONN 45W176 4  
NV 3A

-CND: 1PLC731A, 1VC580A  
-TRY: 2537, 2496, 2476, 2473, 2472, 2422, 2398, 2256, 2259, 2194, 2149 148  
2147, 2177, 2079, 2049, 2067, 2066, 2065, 2000, 2010, 2011 012  
2013, 2014, 2015, 2016, 2017

**NULL**

MAR 15 1982

WBNP-QCP-3.5  
CABLE PULL INSTRUCTIONS

MAXIMUM ALLOWABLE PULL TENSION 528 LBS.

ROPE PULL DEVICE SIZE  YES  NO

POWER ASSIST PULL REQ'D.  YES  NO

SPECIAL PULL INSTRUCTIONS: WBFIE- N/A

DATA BY: N. Ray DATE: 2-5-79

CABLE PULL DATA  
START FT MK 3757429 STOP FT MK 292786  
REEL WB10020 INST LENGTH 668  
FOREMAN R. [Signature]  
ENGINEER Sue [Signature] 8/13/79 [Signature]

7421  
INFORMATION  
668 ONLY



CONDUIT 1K582A

Conduit 1-3VC-771-5

V-69-2114-A  
RO CONDS 1-9C SIZE 14  
1-MCC-213-A1/98-A  
1-JB-292-1567/-A  
PCV-63-177-A CONT

5477A

INSTALLATION CABLE  
TYP WHH LGTH 00670  
LOC A4T 772 CONN 45B1766-9B  
LOC A5V 692 CONN 45W1766-4  
NV 3A

1PLC729A, 1VC591A, 1VC594A, 1VC5P2A

2537, 2496, 2474, 2473, 2472, 2422, 2398, 2256, 2235, 2194, 2149, 214  
2147, 2177, 2079, 2049, 2067, 2066, 2065, 2008, 2009, 2010, 2011, 201  
2013, 2014, 2015, 2016, 2017

MAR 17 1982

**PULL**

4

WBNP-QCP-3.5

CABLE PULL INSTRUCTIONS

MAXIMUM ALLOWABLE PULL TENSION 295 LBS.

ROPE PUL. DEVICE SIZE  YES  NO

POWER ASSIST PULL REQ'D.  YES  NO

SPECIAL PULL INSTRUCTIONS: WBFIE. VIA

DATA BY: D.R. McNeil DATE: FEB 23 1979

CABLE PULL DATA

START FT MK 1168 STOP FT MK DIS 96

REEL 1785 INST LENGTH 728

FOREMAN Paul M. ...

ENGINEER Ferry Deakin

INFORMATION ONLY



V-63-2327-A  
 1 RO CONDS 1-9C SIZE 14 <sup>8577A</sup> INSTALLATION CABLE  
 M 1-MCC-213-A1/11A-A TYP WHH LGTH 00670  
 1-JB-292-1567/-A LOC 44T 772 CONN 45B1766-11  
 1 PCV-63-7-A CONT LOC 45V 692 CONN 45W1766-4

QO&P  
 MAR 17 1982

1PLC733A, 1VC591A, 1VC594A, 1VC582A

2537, 2496, 2474, 2473, 2472, 2422, 2398, 2256, 2259, 2194, 2149, 214  
 2147, 2177, 2079, 2049, 2067, 2066, 2065, 2008, 2009, 2010, 2011, 201  
 2013, 2014, 2015, 2016, 2017

**PULL**

115

WBNP-QCP-3.5

CABLE PULL INSTRUCTIONS

MAXIMUM ALLOWABLE PULL TENSION 295 LBS.

ROPE PULL DEVICE SIZE  YES  NO

POWER ASSIST PULL REQ'D.  YES  NO

SPECIAL PULL INSTRUCTIONS: WBF.I.E. N/A

DATA BY: D.R. McQuaid DATE: FEB 23 1979

CABLE PULL DATA

START FT MK 00518 STOP FT MK 01222

REEL 5678 INST LENGTH 704

FOREMAN Drew McQuaid

ENGINEER Terry Deakin

INFORMATION  
 ONLY

774  
-3V-72-3164-A  
EVI RO CONDS 1-9C SIZE 14  
ROM 1-MCC-213-41/10F-A  
DI 1-JB-292-1567/-A  
ORI FCV-72-34-A CO.IT

INSTALLATION CABLE  
TYP WHH LGTH 00680  
LOC 44T 772 CONN 45W1766-  
LOC A5V 692 CONN 45B1766-  
NV 3A

NDI: 1PLC731A, 1VC591A, 1VC594A, 1VC5825  
RY: 2537, 2496, 2474, 2473, 2472, 2422, 2398, 2259, 2194, 2149, 2  
2147, 2177, 2079, 2049, 2067, 2066, 2065, 2008, 2009, 2010, 2011, 2  
2013, 2014, 2015, 2016, 2017

**PULL**

WBNP-QCP-3.5  
CABLE PULL INSTRUCTIONS

MAXIMUM ALLOWABLE PULL TENSION 295 LBS.  
ROPE PULL DEVICE SIZE  YES  NO  
POWER ASSIST PULL REQ'D.  YES  NO  
SPECIAL PULL INSTRUCTIONS: WBF-I-E N/A  
DATA BY: D. Ray DATE: 3-23-79

CABLE PULL DATA  
START FT MK 00656 STOP FT MK 01372  
REEL WB 5662 INST LENGTH 722  
FOREMAN R. [Signature]  
ENGINEER W. [Signature]

INFORMATION  
ONLY

RE PULL

1-3V-74-1923-A  
REV: R2 CONDS 1-4C  
FROM 1-JB-292-2508-A  
TO: 1-JR-292-2063-A  
FOR: FCV-74-3-A CONT

WP 0372

SIZE 14 54 77A

INSTALLATION CABLE

TYP WHD  
LOC A6W 676  
LOC A4V 692

LGTH 0910  
CONN 45W1  
CONN 45W1  
NV 3A

CND: 1VC2837A, 1VC1077A

TRY:

FEB 1981  
*[Handwritten Signature]*

INFORMATION ONLY

WBNP-QCP-3.5

CABLE PULL INSTRUCTIONS

MAXIMUM ALLOWABLE PULL TENSION 131 LBS

ROPE PULL DEVICE SIZE  YES  NO

POWER ASSIST PULL REQ'D.  YES  NO

SPECIAL PULL INSTRUCTIONS: WBF1-E- NA

DATA BY: Duliet Jacobs DATE: 6-8-81

CABLE PULL DATA 94808  
START FT MK 82228 STOP FT MK 84580  
REEL 4145254 INST LENGTH 228  
FOREMAN [Signature]  
ENGINEER [Signature]  
5/9/81 8-23-81



1-37-52-2134-A  
REV: 97 CONDS 1-20 SIZE 14  
FROM: 1-JB-272-2003/-A  
TO: 1-JB-272-2503/-A  
FOR: FCV-63-72-A CUNT

777 INSTALLATION CABLE  
TYP WND LGTH 00100  
LOC A4V 622 COND  
LOC A6V 676 COND  
SCH

CNT: 1VC10716 2387A

TEY: MOVED TO

*Pull out  
to short*

QC  
MAR 17 1982

**PULL**

*RI coming*

INFORMATION  
ONLY

WBNP-QCP-3.5  
CABLE PULL INSTRUCTIONS

MAXIMUM ALLOWABLE PULL TENSION 65 LBS.

ROPE PULL DEVICE SIZE  YES  NO

POWER ASSIST PULL REQ'D.  YES  NO

SPECIAL PULL INSTRUCTIONS: WBF-E. N/A

DATA BY: N. Ray DATE: 5-4-78

CABLE PULL DATA  
START FT MK 8940 STOP FT MK 9172  
REEL WB4320 INST LENGTH 224  
FOREMAN W. Lane  
ENGINEER W. C. ...

*9098*

*5-25-78*

1-3V-63-3134-A  
REV: 01 CONDS 1-2C  
FROM: 1-JB-292-2063-A  
TO: 1-JB-292-2508-A  
FOR: FCV-63-72-A CONT

54773  
SIZE 14

INSTALLATION CABLE  
TYP WHB LGTH 00224A  
LOC A4V 692 CONN 45W1766  
LOC A6W 676 CONN 45W1766  
NV 3A

CND: 1VC1077A, 1VQ2837A

TRY

QC&R  
FEB 23 1985  
aw

~~QC&R  
M.P. 7-1985~~

PULL

# INFORMATION ONLY

WBNP-QCP-3.5

## CABLE PULL INSTRUCTIONS

MAXIMUM ALLOWABLE PULL TENSION 25 LBS.

ROPE PULL DEVICE SIZE  YES  NO

POWER ASSIST PULL REQ'D.  YES  NO

SPECIAL PULL INSTRUCTIONS: WBF1-E- N/A

DATA BY: K. Ray DATE: 3-30-79

### CABLE PULL DATA

START FT MK 01482 STOP FT MK 01222  
REEL 8502 INST LENGTH 260  
FOREMAN [Signature]  
ENGINEER [Signature]

CONDUIT IVC1082B

1-4V-63-3140-B

1-63-3140-B	5477A	INSTALLATION CABLE	
29 CM'DS 1-3C	SIZE 10	TYP 'LC	LGTH 09652
1-MCC-213-A1/12D-B		LCC 245	772 CONN 45B1769-120
1-FCV-63-73-A		LCC 24V	492 CONN 45W1769-1
FCV-63-73-B SUP			NV 4B

1PLC7713, IVC1083B, IVC1082B, IVC1085B, IVC1129B

2493, 2474, 2473, 2472, 2471, 2470, 2469, 2411, 2222, 2220, 2185, 2200, 2187, 2201, 2202, 2203, 2204, 2205, 2206, 2207, 2147, 2143, 2123, 2122, 2054, 2030, 2029, 2028, 2027, 2000, 2-01, 2002

**PULL**

*Penetration OK*  
TP

ONLY INFORMATION

WBNP-QCP-3.5

CABLE PULL INSTRUCTIONS

MAXIMUM ALLOWABLE PULL TENSION 250 LBS.

ROPE PULL DEVICE SIZE  YES  NO

POWER ASSIST PULL REQ'D.  YES  NO

SPECIAL PULL INSTRUCTIONS: WBFIE- N/A

DATA BY: D. Robinson DATE: 2-23-79

CABLE PULL DATA

START FT. MK 01270 STOP FT. MK 00640

REEL 106809 INST LENGTH 630

FOREMAN S. Eng...  
ENGINEER W. H. W. 5-4-79



4PL-10-3141-B

5477A

INSTALLATION CABLE

-CY: RD COND 1-3C SIZE 1" TY. LF LGTH 00562  
 FROM 1-100-214-01/80-0 L.W. 137 757 CONN 45W1772  
 TO: 1-100-50-187/-3 L.W. 14V 692 CONN 45W1772  
 FROM: FROM AM EL 692 CLR FAN 8-1 500 NV 4B

NO: 1PLC2771B, 1PLC305B, 1VC1082B, 1VC1085B

TRY: 2218, 2219, 2187, 2188, 2189, 2190, 2191, 2192, 2193, 2194, 2148, 13  
 2112, 2111, 2053, 2030, 2029, 2013, 2127, 2006, 2001, 2002

**PULL**

*Installation OK*  
*11/13/80 LP*

# INFORMATION ONLY

WBNP-QCP-3.5

## CABLE PULL INSTRUCTIONS

MAXIMUM ALLOWABLE PULL TENSION 250 LBS.

ROPE PULL DEVICE SIZE  YES  NO

POWER ASSIST PULL REQ'D.  YES  NO

SPECIAL PULL INSTRUCTIONS: WBF1-E- N/A

DATA BY: D. Ray DATE: 2-19-80

### CABLE PULL DATA

START FT MK 45.000 STOP FT MK 440.000

REEL WBF1-E-1 INST LENGTH 540

FOREMAN [Signature]

ENGINEER [Signature]

3-26-80

CONDUIT  
2M2987B

WBNP-QCP-3.5  
CABLE PULL INSTRUCTIONS

MAXIMUM ALLOWABLE PULL TENSION 65 LBS.

ROPE PULL DEVICE SIZE  YES  NO

POWER ASSIST PULL REQ'D.  YES  NO

SPECIAL PULL INSTRUCTIONS: WBF1-E- 2/A

DATA BY: S. Magid DATE: 9-29-81

CABLE PULL DATA

START FT MK 0.5826 STOP FT MK 0.5226

REEL WB11401 INST. LENGTH 600

FOREMAN Bob W. [unclear]

ENGINEER Clare Clark

8/9/82

Ⓢ walk out  
8/4/82

INFORMATION  
ONLY.


2-3M-43-591-B

E043P02  
71A

Rm 7-26-82

FCR  
E  
3393

PULL



2-31-3-1435-8

5-71A INSTALLATION CABLE

REV: R1 CONDOS 1-20 SIZE 14 TYP: HU-1 LGTH 00452  
 FROM: 2-PNL-275-276/-B LOC: 11P 70A - CONN: 45N26 -3  
 TO: 2-PNL-211-3/2-F LOC: 412S 757 - CONN: E-362 -6  
 FOR: TO AFWP VLV & MTR DR AFWP VLV AUX RLY NV 30

CHD: 2M 2987-B <sup>OK per D. P. H. m</sup>  
~~240-2260~~, 2PP2667E <sup>1479</sup> *TRV* *TRIK IN SPREAD ROOM*  
*AT CONDUIT*  
 TRY: 266, 265, 264, 2190, 2191, 2145, 2146, 2147, 2151, 2321, 2322, 2324, 2325, 2326, 2327, 2328, 2329, 2330, 2331, 2332, 2333, 2335, 2336, 2337

**PULL**

*1982*

+ 230

INFORMATION ONLY

WBNP-QCP-3.5  
CABLE PULL INSTRUCTIONS

MAXIMUM ALLOWABLE PULL TENSION 65 LBS.

ROPE PULL DEVICE SIZE  YES  NO

POWER ASSIST PULL REQ'D.  YES  NO

SPECIAL PULL INSTRUCTIONS: WBF1-E- N/A

DATA BY: P. Wilson DATE: 12-22-78

CABLE PULL DATA  
 START FT MK 01972 STOP FT MK 01466  
 REEL WB8126 INST LENGTH 506  
 FOREMAN [Signature]  
 ENGINEER [Signature]



Pittman

2-3M-3-1437-B

54 77A

INSTALLATION CABLE

REV: R1 CONDS 1-2C SIZE 14

TYP WHB-1

LGTH 00421

FROM 2-PNL-275-R78/-B

LOC C11P 700

CONN 45N2692

TO: 2-JB-292-1934/-S

LOC A14U 692

CONN 45W2614

FOR: TD AEWB VLVCMTR OR AFWP VLV AUX RLY

NV 3B

CNDI: ~~2M3446B~~, 2M3446B, 2SG701B, 2VC2864B, 2VC2865B, 2VC2866B

TRX: 266, 265, 264, 2190, 2191, 2145, 2146, 2147, 2148, 2150, 2164, 2059, 2060, 2061, 2016

ECR-EE-3099

1982

G. HILL

PULL

BEEN LOGGED

3077

WBNP-QCP-3.5

CABLE PULL INSTRUCTIONS

INFORMATION ONLY

MAXIMUM ALLOWABLE PULL TENSION 65 LBS.

ROPE PULL DEVICE SIZE  YES  NO

POWER ASSIST PULL REQ'D.  YES  NO

SPECIAL PULL INSTRUCTIONS: WBF-E- N/A

DATA BY: D.R. McLeod DATE: NOV 22 1978

CABLE PULL DATA  
START FT MK 1011.6 STOP FT MK 1011.6  
REEL 1011.6 INST LENGTH 1011.6  
FOREMAN [Signature]  
ENGINEER [Signature]

77A  
54  
-3P-31-2246-3  
EV: R3 CONDS 1-2C SIZE 14  
RCM 2-P L-275-R70/-B  
D: 2-FS-31-287-B  
CR: 48CV 30 KM PRESS SLP FAN A2-B  
CN:

INSTALLATION CABLE  
TYP WPJ-1 LGTH 00537  
LCC C11P 703 CONN 45N2693-  
LCC A11G 772 CONN 45N2632-  
KV 30

RB.

2M2987B

ND: ~~2M2987B~~, 2PLC29088, 2M35608

RY: 266, 265, 264, 2190, 2191, 2145, 2146, 2147, 2148, 2160, 2394, 2322,  
2361, 2373, 2362, 2390, 2420, 2471, 2470, 2467, 2468, 2457, 2466, 2464

# I

FCR-52358

PULL



WBNP-QCP-3.5

CABLE PULL INSTRUCTIONS

MAXIMUM ALLOWABLE PULL TENSION 65 LBS.

ROPE PULL DEVICE SIZE  YES  NO

POWER ASSIST PULL REQ'D.  YES  NO

SPECIAL PULL INSTRUCTIONS: WBF1-E- N/A

DATA BY: [Signature] DATE: 5-9-80

INFORMATION  
ONLY

CABLE PULL DATA

START FT MK 07639 STOP FT MK 07188

REEL 240 INST LENGTH 700

FOREMAN [Signature]

ENGINEER [Signature]

PRB-2/10/80

07838  
07138

71A  
 -24-31-2259-B 54  
 EVIDENCE CO:105 1-2C SIZE 14  
 RCM 2-PAL-275-278/-B  
 D: 2-FS-31-205-B  
 DR: 400V BU RM PRESS SLP FAN B2-D  
 CNE  
 INSTALLATION CABLE  
 TY: MPB-1 LGTH 00501  
 LCC C11P 709 CONN 45K2693-  
 LCC A12R 706 CONN 45K2632-  
 NV 30



NO: 2P2787B, 2PLC2679B, 2P3277B  
 RY: 266, 265, 264, 219C, 2191, 2145, 2146, 2147, 2161, 2321, 2322, 2361, 2373, 2363, 239C, 242E, 2471, 247C, 2463, 2468, 2467, 2466, 2465, 2463, 2462

**PULL**

*Correct as pulled*

WBNP-QCP-3.5

**CABLE PULL INSTRUCTIONS**

**INFORMATION ONLY**

MAXIMUM ALLOWABLE PULL TENSION 65 LBS.

ROPE PULL DEVICE SIZE  YES  NO

POWER ASSIST PULL REQ'D.  YES  NO

SPECIAL PULL INSTRUCTIONS: WBF-E. N/A

DATA BY: [Signature] DATE: 5-9-80

**CABLE PULL DATA**

START FT MK 05-10 STOP FT MK 175-10  
 REEL 7389 INST LENGTH 700  
 FOREMAN [Signature]  
 ENGINEER [Signature] REC. 5/9/80

07840

04580



2-3M-31-2367-B  
REVI R1 CONDS 1-2C SIZE 14  
FROM 2-PNL-275-278/-B  
TO: 2-FS-31-463-B  
FOR: 480V BD RM PRESS SUP FAN A2-B CONT  
ECMI

77A  
54

INSTALLATION CABLE  
TYE WIG-1 LGTH 00355  
LOC C11P 708 CONN 45N2693  
LOC A13T 772 CONN 45N2632  
NV 30

CNDI 2M2987B, 2M3276B, 2PLC2979B

TRYI 308, 307, 306, 2239, 2240, 2202, 2203, 2204, 2205, 2210, 2395, 234  
2361, 2373, 2363, 2391, 2429

**PULL**

*Reinstallation OK  
7/11 2-3-81  
Reinstallation OK (TERMINATED)  
FRS 4/7/81*

**INFORMATION  
ONLY**

WBNP-QCP-3.5

**CABLE PULL INSTRUCTIONS**

MAXIMUM ALLOWABLE PULL TENSION 65 LBS.

ROPE PULL DEVICE SIZE  YES  NO

POWER ASSIST PULL REQ'D.  YES  NO

SPECIAL PULL INSTRUCTIONS: WBF1-E- N/A

DATA BY: D. Ray DATE: 6-23-80

**CABLE PULL DATA**

START FT MK 00928 STOP FT MK 01428  
RCEL W610729 INST LENGTH 500

FOREMAN \_\_\_\_\_  
ENGINEER [Signature] 7/8/80

77A

2-31-31-2358-B

54

INSTALLATION: CABLE

REVISIONS 1-2C SIZE 14

TYP WHB-1

LGTH 00479

FROM 2-PNL-275-278/-B

LCC C11P 700

CONN 45N2693

TO: 2-FS-31-477-B

LCC 412R 786

CONN 45N2622

FOR: 480V 80 RM PRESS SUP FAN 02-B

CONT

NV 38

ECNI

CND: 2M2987B, 2PLC3202B, 2M3561B

TRY: 308, 307, 306, 2239, 2240, 2202, 2203, 2204, 2205, 2218, 2395, 234  
2361, 2373, 2363, 2391, 2429, 2491, 2480, 2489, 2488, 2487, 2486, 35

**PULL**

WBNP-QCP-3.5

CABLE PULL INSTRUCTIONS

INFORMATION ONLY

MAXIMUM ALLOWABLE PULL TENSION 65 LBS.

ROPE PULL DEVICE SIZE  YES  NO

POWER ASSIST PULL REQ'D.  YES  NO

SPECIAL PULL INSTRUCTIONS: WBFIE- N/A

DATA BY: N. Ray DATE: 6-23-80

CABLE PULL DATA

START FT MK 00834 STOP FT MK 00219

REEL WB 10947 INST LENGTH 625

FOREMAN [Signature]

ENGINEER [Signature] PRB 7/3/80

2-21-76-249-B 54  
REV: R1 CNDOS 1-2C SIZE 14  
FROM: 2-21-76-275-R707-B  
TO: 2-21-76-275-R6731  
FOR: 2-21-76-275-R6731 BK ANN

INSTALLATION CABLE  
TYPE: MIB-1 LGTH: 00134  
LOC: C11P 709 CONN  
LOC: C9P 755 CONN  
NV 33

CWD: 242987B, 0Z83B

TRY: 266, 267

FEB 25 1977

**PULL**

INFORMATION ONLY

WBNP-OCP-3.5  
CABLE PULL INSTRUCTIONS

MAXIMUM ALLOWABLE PULL TENSION 6.5 LBS.

ROPE PULL DEVICE SIZE  YES  NO

POWER ASSIST PULL REQ'D.  YES  NO

SPECIAL PULL INSTRUCTIONS: WBFI-E- NA

DATA BY: M. Sallaber DATE: 10-17-78

CABLE PULL DATA  
START FT MK 01326 STOP FT MK 01178  
REEL WB 7577 INST LENGTH 148  
FOREMAN Joseph F. Crane  
ENGINEER J. H. Wilson



690  
WBNP-QCP-3.5

CABLE PULL INSTRUCTIONS

MAXIMUM ALLOWABLE PULL TENSION 65 LBS.

ROPE PULL DEVICE SIZE  YES  NO

POWER ASSIST PULL REQ'D.  YES  NO

SPECIAL PULL INSTRUCTIONS: WBFIE- N/A

DATA BY: D. Ray DATE: 9-21-82

CABLE PULL DATA

START FT MK 09000 STOP FT MK 08975

REEL WB-1141 INST LENGTH 295'

FOREMAN William C. Ryan Am 475

ENGINEER William C. Ryan 11-19-82 W. Probst

12-13-82

E003 P02

- 77A

2-350-2-15-1  
REV: 1-1-82  
FROM: 1-1-82  
TO: 1-1-82  
FOR: 1-1-82  
BY: 1-1-82

45N263  
45N 703

4  
3

CONDUIT  
NOT  
DOCUMENT  
FLR  
E 3595

PULL

CABLE PULL INSTRUCTIONS

MAXIMUM ALLOWABLE PULL TENSION 65 LBS.

ROPE PULL DEVICE SIZE  YES  NO

POWER ASSIST PULL REQ'D.  YES  NO

SPECIAL PULL INSTRUCTIONS: WBFIE- N/A

DATA BY: O. Ray DATE: 9-21-82

CABLE PULL DATA

START FT MK 09226 STOP FT MK 09001

REEL VB-11411 INST LENGTH 225'

FOREMAN [Signature]

ENGINEER [Signature] 11-18-82 W. Christen  
12-17-82

E003P02

-77A

623-B

95N2693-  
45N703-  
4  
3

CONDUIT FOR  
NOT  
DOCUMENTED  
E 3295

PULL

E003702

-350-3-617-2  
EV: NO CONDS 1-30 SIZE 14  
RD: 2-PHL-275-R78/-B 2413  
D: 2-PHL-19-R53/-B  
DR: FW FCV ISOL CONT.  
CH: 2226

5-77A INFORMATION CABLE ACTY#  
TY# 710 LGTH 00100  
LUC 011P 700 CONN 45N2698-  
LUC 00P 700 CONN 45N2677-6  
NV 30

ID: 202, 207, 208, 209, 210, 211, 212, 213, 214, 215, 216, 217, 218, 219, 220, 221  
RY: 206, 205, 204, 203, 202, 201, 200, 199, 198, 197, 196, 195, 194, 193, 192, 191, 190, 189, 188, 187, 186, 185, 184, 183, 182, 181, 180, 179, 178, 177, 176, 175, 174, 173, 172, 171, 170, 169, 168, 167, 166, 165, 164, 163, 162, 161, 160, 159, 158, 157, 156, 155, 154, 153, 152, 151, 150, 149, 148, 147, 146, 145, 144, 143, 142, 141, 140, 139, 138, 137, 136, 135, 134, 133, 132, 131, 130, 129, 128, 127, 126, 125, 124, 123, 122, 121, 120, 119, 118, 117, 116, 115, 114, 113, 112, 111, 110, 109, 108, 107, 106, 105, 104, 103, 102, 101, 100, 99, 98, 97, 96, 95, 94, 93, 92, 91, 90, 89, 88, 87, 86, 85, 84, 83, 82, 81, 80, 79, 78, 77, 76, 75, 74, 73, 72, 71, 70, 69, 68, 67, 66, 65, 64, 63, 62, 61, 60, 59, 58, 57, 56, 55, 54, 53, 52, 51, 50, 49, 48, 47, 46, 45, 44, 43, 42, 41, 40, 39, 38, 37, 36, 35, 34, 33, 32, 31, 30, 29, 28, 27, 26, 25, 24, 23, 22, 21, 20, 19, 18, 17, 16, 15, 14, 13, 12, 11, 10, 9, 8, 7, 6, 5, 4, 3, 2, 1

CONDUIT NOT DOCUMENTED

PULL

QC&R  
AUG 09 1983

WBNP-QCP-3.5

CABLE PULL INSTRUCTIONS

INFORMATION ONLY

MAXIMUM ALLOWABLE PULL TENSION 98 LBS.

ROPE PULL DEVICE SIZE  YES  NO

POWER ASSIST PULL REQ'D.  YES  NO

SPECIAL PULL INSTRUCTIONS: WBF1-E- N/A

DATA BY: D. Ray DATE: 3-15-82

CABLE PULL DATA  
START FT MK 37904 STOP FT MK 38154  
REEL IUB 5042 INST LENGTH 250  
FOREMAN William J. Harmon  
ENGINEER Clay Clark

4/8/83

DYN ID 512789



E003P02

-3SG-3-625-B

EV: NO CU OS 1-DC SIZE 14  
R01 2-PHL-275-R70/-5 2613  
D: 2-PHL-09-R53/-B  
SR: FN FCV ISUL CONT  
SH: 2726

TYPE OF LEADING CABLE ACTY= 35  
TY: IC  
LSTH 00190  
COIN 45N2693-0  
LIT 007 700  
COIN 45N2677-0  
IV 35

ND: 2121870, 2V02220

RY: 200, 203, 204, 208, 262, 261, 217, 214, 223, 222

CONDUIT NOT DOCUMENTED

**PULL**

QC&R  
AUG 09 1983

WBNP-QCP-3.5

CABLE PULL INSTRUCTIONS

MAXIMUM ALLOWABLE PULL TENSION 98 LBS.

ROPE PULL DEVICE SIZE  YES  NO

POWER ASSIST PULL REQ'D.  YES  NO

SPECIAL PULL INSTRUCTIONS: WBF1-E- N/A

DATA BY: W. Ray DATE: 3-25-82

CABLE PULL DATA

START FT MK 38154 STOP FT MK 38404

REEL WB 5042 INST LENGTH 250

FOREMAN [Signature]

ENGINEER [Signature]

6/8/83

DYN ID 07 2789





130 1/20/85 E003902 F003A-01

63-3-627-3	DATE: 03/22/86	77A	INSTALLATION	CABLE ACTY-
R1 CONDS 1-2C	SIZE 14	TYE WFR-1	LGTH 00265	
2-PHL-275-R78/-B		LGC C110 708	CONN	
2-JD-290-1655/-B		LGC C110 729	CEN#	
FW FCV ISCL CONT			NV 33	
2736	C2L MAX.PULL 0065	MIN.BENC C001.236	QA=Q	

212987B, 250900B, 250853B

206, 265, 264, 2190, 2191, 2145, 2144, 2147, 2154, 2150, 2151, 2152  
2153

FLR  
E 20,586  
2-8-85

PULL

QC&R  
FEB 24 1985  
ew

2-356-3-627-3 77A  
LOP

WBNP-QCP-3.5  
CABLE PULL INSTRUCTIONS

07 MAXIMUM ALLOWABLE PULL TENSION 65 LBS.

ROPE PULL DEVICE SIZE PDC110  YES  NO 3/14/85

POWER ASSIST PULL REQ'D.  YES  NO

SPECIAL PULL INSTRUCTIONS: WBFIE- MA

DATA BY: M. Modley DATE: 3-23-84

CABLE PULL DATA

START FT MK <u>2-72</u>	STOP FT MK <u>2904</u>
REEL <u>WB13003</u>	INST LENGTH <u>370</u>
FOREMAN <u>[Signature]</u>	
ENGINEER <u>[Signature]</u>	

2/10/85

INSULATION NO 1/A

REEL SERIAL NO 1.236

REVISIONS REV 21



2-SV-65-6713-B  
REV: R1 CONDS 1-12C SIZE 12  
FROM 2-PNL-275-R/B/-B  
TO: 2-PNL-275-R131/-B  
FOR: EMER GAS TRIMT SYS

77A  
54

INSTALLATION CABLE  
TYP W GK LGTH 00182  
LOC C11P 708 CONN 45N269  
LOC C10P 708 CONN  
SCHM

CND: 212987B, 2PM6140B  
TRY: 266, 265, 264

MAR 1978  
*[Signature]*

**PULL**

INFORMATION  
ONLY

WBNP-QCP-3.5  
CABLE PULL INSTRUCTIONS

MAXIMUM ALLOWABLE PULL TENSION 630 LBS.  
ROPE PULL DEVICE SIZE  YES  NO  
POWER ASSIST PULL REQ'D.  YES  NO  
SPECIAL PULL INSTRUCTIONS: WBF1-E- N/A  
DATA BY: D. Ray DATE: 7-6-78

CABLE PULL DATA  
START FT MK 53354 STOP FT MK 57162  
REEL 4021 INST LENGTH 142  
FOREMAN Day E. Shipe  
ENGINEER [Signature]

EO43PO2  
5.77A

2-3V-43

REV: 1-20  
FROM: 2-30-202-20151-8  
TO: 2-17-275-8731-8  
DATE: 1-15-82  
CMT:

LOCATION CABLE ACTY  
LSTH 90544  
CUMI 451263  
CUMI 451263  
W 30

NO: 2V027088, 2V027018, 2M 2987B AM 8-3-82 FILE 20009  
TRY: 2057, 2058, 2059, 2060, 2061, 2062, 2063, 2064, 2065, 2066

**PULL**

ATAI  
~~DOCUMENTATION UP-DATE ONLY  
NO ADDITIONAL WORK OR REWORK  
REQUIRED FOR THIS DOCUMENT  
DATE: 8-13-82~~

WBNP-QCP-3.5

CABLE PULL INSTRUCTIONS

MAXIMUM ALLOWABLE PULL TENSION 65 LBS.

ROPE PULL DEVICE SIZE  YES  NO

POWER ASSIST PULL REQ'D.  YES  NO

SPECIAL PULL INSTRUCTIONS: WBF1-E- N/A

DATA BY: A. McNeill DATE: 9-29-81

CABLE PULL DATA

START FT MK 05078 STOP FT MK 05662

REEL WB 9377 INST LENGTH 584'

FOREMAN Bob W. Wright

ENGINEER W. B. [Signature]  
2/16/83

77A

2-3V-47-7142-5

ENV: RD 00100 1-20 SIZE 14  
FROM: 2-01L-179-7 /-:  
TO: 2-J1-202-4262/-P  
FOR: FCV-42-540-B CMT

INSTALLATION CABLE

TYPE: 100-1 LGTH: 00439  
DIA: 0.118 708 CORR: 4512600  
LNG: 000 713 CORR: 4512620  
NV 30

2m 29876

2V004000

RY: 308, 307, 306, 2237, 2247, 2207, 22 3, 2206, 2206, 2207, 2216, 211  
2105, 2115, 2119, 211 , 2110, 2100, 212 , 2121, 2122, 2125

FCR-E 2297

**PULL**

FEB 16 1982

WBNP-QCP-3.5

CABLE PULL INSTRUCTIONS

MAXIMUM ALLOWABLE PULL TENSION 164 LBS.

ROPE PULL DEVICE SIZE  YES  NO

POWER ASSIST PULL REQ'D.  YES  NO

SPECIAL PULL INSTRUCTIONS: WBFI-E. N/A

DATA BY: D. Ray DATE: 3-3-80

CABLE PULL DATA

START FT MK 1485 STOP FT MK 211  
REEL 10000 INST LENGTH 50  
FOREMAN Edmond J. White  
ENGINEER PR  
3-26-80



77A

2-47-43-0140-B  
E/F: RB 03100 1-50  
2-010-272-7747-B  
2-01-272-42627-B  
FCM-43-560-B CMT

SIZE 14

INSTALLATION CABLE

TYPE: 1-1  
LGT: 00409  
CMT: 4512693  
CMT: 4512630  
IV: 30


2m 2187B

2VC34083

KEY: 300, 307, 305, 2270, 2240, 2202, 2204, 2206, 2207, 2216, 2115, 2115, 2114, 2117, 2110, 2120, 2121, 2122, 2125

FCR-E2297

PULL



WBNP-QCP-3.5

CABLE PULL INSTRUCTIONS

MAXIMUM ALLOWABLE PULL TENSION 164 LBS.

ROPE PULL DEVICE SIZE  YES  NO

POWER ASSIST PULL REQ'D.  YES  NO

SPECIAL PULL INSTRUCTIONS: WBF1-E- N/A

DATA BY: D. Ray DATE: 3-3-80

CABLE PULL DATA

START FT MK 1340 STOP FT MK 270  
REEL WB 10215 INST LENGTH 550'  
FOREMAN Edmund Little  
ENGINEER DR  
3-26-80

INFORMATION ONLY

2-3A-43-2401-A  
REV: R1 CORDS 1-100  
FRONT 2-FIL-43-L442/-A  
ID: 2-FIL-43-L443/-A  
COR: 112 DET SYS  
COH:

E043P02 CONDUIT 2M3360A

5677A  
INSTALLATION CABLE ACTY  
TYPE LGTH 00607  
LDR R-2206727 CUIN 45N263  
LDR A130 757 CONN 45N263  
NV 3A

C. SER  
JUN 1983

CND: 2VCC487A, 2M3360A  
TRY: 1915, 1914, 1913, 1912, 1927, 1911, 2437, 2438, 2439, 2449, 2493  
2480, 2487, 2486, 2485, 2464, 2465, 2466, 2467, 2468, 2469, 2470  
2430, 2276, 2270, 2309, 2288, 2287, 2286, 2395, 2284, 2333

CONDUIT NOT  
DOCUMENTED

INFORMATION  
ONLY

WBNP-QCP-3.5

CABLE PULL INSTRUCTIONS

MAXIMUM ALLOWABLE PULL TENSION 840 LBS.

ROPE PULL DEVICE SIZE  YES  NO

POWER ASSIST PULL REQ'D.  YES  NO

SPECIAL PULL INSTRUCTIONS: WBFI-E- NA

DATA BY: A. Magi DATE: 6-28-82

CABLE PULL DATA

START FT MK 00252 STOP FT MK 01038

REEL WE 4591 INST LENGTH 720'

FOREMAN J. Klyman

ENGINEER Angie Hewitt 5-20-83

Serial # AP 16530

WBNP-QCP-3.5  
CABLE PULL INSTRUCTIONS

MAXIMUM ALLOWABLE PULL TENSION 583 LBS.

ROPE PULL DEVICE SIZE  YES  NO

POWER ASSIST PULL REQ'D.  YES  NO

SPECIAL PULL INSTRUCTIONS: WBFI-E- NA

DATA BY: A. Magill DATE: 6-28-82

CABLE PULL DATA  
START FT MK 3829420 STOP FT MK 3820200  
REEL WFG-4039622 INST LENGTH 780'  
FOREMAN J. R. [unclear]  
ENGINEER Allye Bennett 5-20-82

621

E043P02 FCR 20057 A.W.A 5/17/83

2-BM-43-2402-A	5" 77A	INSTALLATION CABLE	ACTY	F2
REV: R1 CONDS 1-7C	SIZE 1	TY: <u>WFG-1</u>	LGTH 00607	
FROM 2-PHL-43-L443/-A		LOG 1-2426707	CONN 451250	
TO: 2-PHL-43-L483/-A		LOG 2100 717	CONN 451250	
FOR: W2 DFT SYS			IV JA	
ECH:				
CMD: 240240 4321236				
TRY: 1017, 1014, 1019, 1018, 1015, 1016, 1013, 1012, 1011, 1010, 1009, 1008, 1007, 1006, 1005, 1004, 1003, 1002, 1001, 1000, 999, 998, 997, 996, 995, 994, 993, 992, 991, 990, 989, 988, 987, 986, 985, 984, 983, 982, 981, 980, 979, 978, 977, 976, 975, 974, 973, 972, 971, 970, 969, 968, 967, 966, 965, 964, 963, 962, 961, 960, 959, 958, 957, 956, 955, 954, 953, 952, 951, 950, 949, 948, 947, 946, 945, 944, 943, 942, 941, 940, 939, 938, 937, 936, 935, 934, 933, 932, 931, 930, 929, 928, 927, 926, 925, 924, 923, 922, 921, 920, 919, 918, 917, 916, 915, 914, 913, 912, 911, 910, 909, 908, 907, 906, 905, 904, 903, 902, 901, 900, 899, 898, 897, 896, 895, 894, 893, 892, 891, 890, 889, 888, 887, 886, 885, 884, 883, 882, 881, 880, 879, 878, 877, 876, 875, 874, 873, 872, 871, 870, 869, 868, 867, 866, 865, 864, 863, 862, 861, 860, 859, 858, 857, 856, 855, 854, 853, 852, 851, 850, 849, 848, 847, 846, 845, 844, 843, 842, 841, 840, 839, 838, 837, 836, 835, 834, 833, 832, 831, 830, 829, 828, 827, 826, 825, 824, 823, 822, 821, 820, 819, 818, 817, 816, 815, 814, 813, 812, 811, 810, 809, 808, 807, 806, 805, 804, 803, 802, 801, 800, 799, 798, 797, 796, 795, 794, 793, 792, 791, 790, 789, 788, 787, 786, 785, 784, 783, 782, 781, 780, 779, 778, 777, 776, 775, 774, 773, 772, 771, 770, 769, 768, 767, 766, 765, 764, 763, 762, 761, 760, 759, 758, 757, 756, 755, 754, 753, 752, 751, 750, 749, 748, 747, 746, 745, 744, 743, 742, 741, 740, 739, 738, 737, 736, 735, 734, 733, 732, 731, 730, 729, 728, 727, 726, 725, 724, 723, 722, 721, 720, 719, 718, 717, 716, 715, 714, 713, 712, 711, 710, 709, 708, 707, 706, 705, 704, 703, 702, 701, 700, 699, 698, 697, 696, 695, 694, 693, 692, 691, 690, 689, 688, 687, 686, 685, 684, 683, 682, 681, 680, 679, 678, 677, 676, 675, 674, 673, 672, 671, 670, 669, 668, 667, 666, 665, 664, 663, 662, 661, 660, 659, 658, 657, 656, 655, 654, 653, 652, 651, 650, 649, 648, 647, 646, 645, 644, 643, 642, 641, 640, 639, 638, 637, 636, 635, 634, 633, 632, 631, 630, 629, 628, 627, 626, 625, 624, 623, 622, 621, 620, 619, 618, 617, 616, 615, 614, 613, 612, 611, 610, 609, 608, 607, 606, 605, 604, 603, 602, 601, 600, 599, 598, 597, 596, 595, 594, 593, 592, 591, 590, 589, 588, 587, 586, 585, 584, 583, 582, 581, 580, 579, 578, 577, 576, 575, 574, 573, 572, 571, 570, 569, 568, 567, 566, 565, 564, 563, 562, 561, 560, 559, 558, 557, 556, 555, 554, 553, 552, 551, 550, 549, 548, 547, 546, 545, 544, 543, 542, 541, 540, 539, 538, 537, 536, 535, 534, 533, 532, 531, 530, 529, 528, 527, 526, 525, 524, 523, 522, 521, 520, 519, 518, 517, 516, 515, 514, 513, 512, 511, 510, 509, 508, 507, 506, 505, 504, 503, 502, 501, 500, 499, 498, 497, 496, 495, 494, 493, 492, 491, 490, 489, 488, 487, 486, 485, 484, 483, 482, 481, 480, 479, 478, 477, 476, 475, 474, 473, 472, 471, 470, 469, 468, 467, 466, 465, 464, 463, 462, 461, 460, 459, 458, 457, 456, 455, 454, 453, 452, 451, 450, 449, 448, 447, 446, 445, 444, 443, 442, 441, 440, 439, 438, 437, 436, 435, 434, 433, 432, 431, 430, 429, 428, 427, 426, 425, 424, 423, 422, 421, 420, 419, 418, 417, 416, 415, 414, 413, 412, 411, 410, 409, 408, 407, 406, 405, 404, 403, 402, 401, 400, 399, 398, 397, 396, 395, 394, 393, 392, 391, 390, 389, 388, 387, 386, 385, 384, 383, 382, 381, 380, 379, 378, 377, 376, 375, 374, 373, 372, 371, 370, 369, 368, 367, 366, 365, 364, 363, 362, 361, 360, 359, 358, 357, 356, 355, 354, 353, 352, 351, 350, 349, 348, 347, 346, 345, 344, 343, 342, 341, 340, 339, 338, 337, 336, 335, 334, 333, 332, 331, 330, 329, 328, 327, 326, 325, 324, 323, 322, 321, 320, 319, 318, 317, 316, 315, 314, 313, 312, 311, 310, 309, 308, 307, 306, 305, 304, 303, 302, 301, 300, 299, 298, 297, 296, 295, 294, 293, 292, 291, 290, 289, 288, 287, 286, 285, 284, 283, 282, 281, 280, 279, 278, 277, 276, 275, 274, 273, 272, 271, 270, 269, 268, 267, 266, 265, 264, 263, 262, 261, 260, 259, 258, 257, 256, 255, 254, 253, 252, 251, 250, 249, 248, 247, 246, 245, 244, 243, 242, 241, 240, 239, 238, 237, 236, 235, 234, 233, 232, 231, 230, 229, 228, 227, 226, 225, 224, 223, 222, 221, 220, 219, 218, 217, 216, 215, 214, 213, 212, 211, 210, 209, 208, 207, 206, 205, 204, 203, 202, 201, 200, 199, 198, 197, 196, 195, 194, 193, 192, 191, 190, 189, 188, 187, 186, 185, 184, 183, 182, 181, 180, 179, 178, 177, 176, 175, 174, 173, 172, 171, 170, 169, 168, 167, 166, 165, 164, 163, 162, 161, 160, 159, 158, 157, 156, 155, 154, 153, 152, 151, 150, 149, 148, 147, 146, 145, 144, 143, 142, 141, 140, 139, 138, 137, 136, 135, 134, 133, 132, 131, 130, 129, 128, 127, 126, 125, 124, 123, 122, 121, 120, 119, 118, 117, 116, 115, 114, 113, 112, 111, 110, 109, 108, 107, 106, 105, 104, 103, 102, 101, 100, 99, 98, 97, 96, 95, 94, 93, 92, 91, 90, 89, 88, 87, 86, 85, 84, 83, 82, 81, 80, 79, 78, 77, 76, 75, 74, 73, 72, 71, 70, 69, 68, 67, 66, 65, 64, 63, 62, 61, 60, 59, 58, 57, 56, 55, 54, 53, 52, 51, 50, 49, 48, 47, 46, 45, 44, 43, 42, 41, 40, 39, 38, 37, 36, 35, 34, 33, 32, 31, 30, 29, 28, 27, 26, 25, 24, 23, 22, 21, 20, 19, 18, 17, 16, 15, 14, 13, 12, 11, 10, 9, 8, 7, 6, 5, 4, 3, 2, 1, 0				

CONDUIT NOT DOCUMENTED

INFORMATION ONLY

~~DOCUMENTATION UP-DATE ONLY  
NO ADDITIONAL WORK OR REWORK  
REQUIRED FOR DOCUMENT  
DATE:~~



Whitcomb  
7-27-82

WBNP-QCP-3.5

CABLE PULL INSTRUCTIONS

MAXIMUM ALLOWABLE PULL TENSION 472 LBS.

ROPE PULL DEVICE SIZE  YES  NO

POWER ASSIST PULL REQ'D.  YES  NO

SPECIAL PULL INSTRUCTIONS: WBFIE- NA

DATA BY: E Magill DATE: 6-23-82

CABLE PULL DATA

START FT MK 02260 STOP FT MK 02710

REEL WB-4396 INST LENGTH 450'

FOREMAN Kenneth M. [unclear]

ENGINEER J. [unclear] Charles A. Baker 8-10-82

7-29-82

E043 P02  
50 77A

2-3.1-43-2407-A  
REV: R1 CONDS 1-WG SIZE 14  
FROM 2-PHL-279-M10/2  
TO: 2-PHL-43-L4837-A  
FOR: LOCAL NO. C/TMT. NO. 100  
ECH:

INSTALLATION CABLE			ACTY
TY	CON	LGTH	00350
LOT	CON	CON	45/264
LO	CON	CON	45/253
		IV	3A

CNO: 2PLC2378A, 2H3369A

TRY: 50, 57, 52, 61, 60, 79, 817, 100, 110, 111, 112, 113, 114, 115, 116, 117, 118, 119, 120, 121, 122, 123, 124, 125, 126, 127, 128, 129, 130, 131, 132, 133, 134, 135, 136, 137, 138, 139, 140, 141, 142, 143, 144, 145, 146, 147, 148, 149, 150, 151, 152, 153, 154, 155, 156, 157, 2108



INFORMATION  
ONLY

Y-43-8791-B F043A08 CONDUIT 2M4338B  
 RO CONDS 1=7C SIZE 12 77A INSTALLATION CABLE ACTY#  
 DM 2-PNL-278-M10/B TYP WGG-1 LGTH 00602  
 2-PNL-43-L571/11-B LOC C10N 755 CONN 45W2645-2  
 CONTROL NV 38 2,392 CONN 45W2630-100  
 2343 CBL MAX. PULL C364 CBL MIN. BEND 0009,588

2PM7641B  
 2PLC2399B, 2M4346B, 2M4345B, 2M4348B, 2M4350B, 2M4336B, 2M4338B  
 2M4389B, 2M4325B  
 266, 265, 264, 2190, 2091, 2145, 2146, 2147, 2156, 2150, 2164, 2079  
 2059, 2069, 2057, 2076, 2077, 2091, 2092

QC&R  
 FEB 2 1985  
 aw

2163, 2072  
 82-5-85 11-8-83  
 2M4414B  
 FCR E-20,562  
 DS 1-31-85

2-3V-43-8791-B 77A WBNP-QCP-3.5

LCP

CABLE PULL INSTRUCTIONS

MAXIMUM ALLOWABLE PULL TENSION 364 LBS.  
 ROPE PULL DEVICE SIZE  YES  NO  
 POWER ASSIST PULL REQ'D.  YES  NO  
 SPECIAL PULL INSTRUCTIONS: WBFIE- N/A  
 DATA BY: J. Lancaster DATE: 11-8-83

CABLE PULL DATA  
 START FT MK 0988 STOP FT MK 0338  
 REEL WB-10165 INST LENGTH 650  
 FOREMAN Bob Wright 2/7/85  
 ENGINEER J. Lancaster (2-7-85)

DYNAMOMETER NO 410 Full Rope H 101  
72.372  
 INSP PERCENTAGE 2

INFORMATION  
 ONLY

2-3V-43-8790-B

2-3V-43-8790-B F043A08 77A INSTALLATION CABLE ACTYB  
 REVI RO CONDS 1-7C SIZE 12 TYP WGG-1 LOTH 00992  
 2-PNL-278-M10/B LOC C1CN 755 CQNN 45W2649-2  
 2-PNL-43-L571/5-B LOC A11W 729 CQNN 45W2630-99  
 CONTROL NY 282.392  
 2343 CBL MAX. PULL 0364 CBL MIN. BEND 0003.588

2PM7641B  
 2M43299B, 2M43499B, 2M43508B, 2M43368B, 2M43388B, 2M43898B, 2M43258B

266, 265, 264, 2190, 2191, 2145, 2146, 2147, 2156, 2150, 2164, 2072  
 2059, 2069, 2057, 2076, 2013, 2001, 2092

FEB 24 1985

2163, 2012  
 FCR E-20,562  
 105-1-31-85

2-3V-43-8790-B 77A LOP

WBNP-QCP-3.5 CABLE PULL INSTRUCTIONS

MAXIMUM ALLOWABLE PULL TENSION 364 LBS.  
 ROPE PULL DEVICE SIZE  YES  NO  
 POWER ASSIST PULL REQ'D.  YES  NO  
 SPECIAL PULL INSTRUCTIONS: WBFIE- N/A

DATA BY: J. Lancaster DATE: 11-8-83

CABLE PULL DATA  
 START FT MK 01640 STOP FT MK 0990  
 REEL WB10165 INST LENGTH 650'  
 FOREMAN R. J. [unclear] 2/7/85  
 ENGINEER [unclear] 2-7-85

DYNAMOMETER NO. N/A - Pul Rope # 101  
 MEASURED BEND PER M'S 72.392"  
 WBP PER QCP-3.03 REV 21





V-43-8788-8 77A  
 KO CUNDS 1-4C SIZE 12  
 2-PNL-278-M10/B  
 2-PNL-43-L571/13-B  
 CONTROL  
 2343 GBL MAX.PULL C2C8

INSTALLATION CABLE ACTYM  
 TYP WGD-1 LGTH 00610  
 LOC C1CN 755 CONN 154248-2  
 LOC A11W 729 CONN 154248-100  
 NY 38 1.90  
 CBL MIN.BEND 0002-850

2PM7641B  
 2M49258, 2M49428, 2M43478, 2M43458, 2M43488, 2M43508  
 2M43368, 2M43388, 2M43898  
 2M44418 1/162-5-85  
 266, 265, 264, 2190, 2191, 2145, 2146, 2147, 2154, 2150, 2164, 2079  
 2059, 2069, 2057, 2076, 2077, 2091, 2092

FEB 28 1985 - 85  
*ew*

11-8-83  
 2163, 2072  
 FCR E-20, 562  
 05 1-31-85

2-3V-43-8788-8 77A

WBNP-QCP-3.5

LOP

CABLE PULL INSTRUCTIONS

INFORMATION  
 ONLY

MAXIMUM ALLOWABLE PULL TENSION 208 LBS.  
 ROPE PULL DEVICE SIZE  YES  NO  
 POWER ASSIST PULL REQ'D.  YES  NO  
 SPECIAL PULL INSTRUCTIONS: WBFIE- N/A  
 DATA BY: J. Lancaster DATE: 11-8-83

CABLE PULL DATA  
 START FT MK 22778 STOP FT MK 22128  
 REEL WB-11974 INST LENGTH 650'  
 FOREMAN Bob [unclear] 2/1/85  
 ENGINEER [unclear] (2-7-85)

EXTENSION NO N/A Pull Rate 101  
> 1.90'  
 INS PER CONSOLE 21

V-43-8787-B F043 A08 77A  
 RO CONDS 1-4C SIZE 12  
 2-PNL-278-M10/B  
 2-PNL-43-L571/9-B  
 CONTROL  
 2343 CBL MAX. PULL C208

INSTALLATION CABLE ACTYM  
 TYP WGD -1 LGTH 00602  
 LOC C1CN 755 CUNN 45W2649-2  
 LOC A11W 729 CUNN 45W2630-100  
 NY 381,90  
 CBL MIN. BEND 0008-050

2PM7641B  
 2M4325B, 2M4325B, 2M4325B, 2M4325B, 2M4325B, 2M4325B, 2M4325B, 2M4325B  
 2066, 2068, 2064, 2190, 2191, 2145, 2146, 2147, 2150, 2150, 2104, 2073  
 2059, 2069, 2057, 2076, 2077, 2091, 2092

2163, 2072  
 J1B25-85 QC&R  
 FEB 24 1985  
 FER E-20,562  
 11-8-83  
 1-31-85  
 aw

2-3V-43-8787-B 77A

WBNP-QCP-3.5

CABLE PULL INSTRUCTIONS

LOP  
 INFORMATION  
 ONLY

MAXIMUM ALLOWABLE PULL TENSION 208 LBS.  
 ROPE PULL DEVICE SIZE  YES  NO  
 POWER ASSIST PULL REQ'D.  YES  NO  
 SPECIAL PULL INSTRUCTIONS: WBF1-E- N/A  
 DATA BY: J. Lancaster DATE: 11-8-83

CABLE PULL DATA  
 START FT MK 23430 STOP FT MK 22780  
 REEL WB 11974 INST LENGTH 650'  
 FOREMAN Bob [unclear] 2/7/85  
 ENGINEER [unclear] (2-7-85)

DYNAMOMETER NO N/A Pull 5-10  
 MEASUREMENT > 1.90  
 INSP PER 21



F030B01

230V-31-8674-C DATE: 07/12/84 77A INSTALLATION CABLE ACTY=  
 R1 CONDS 1-2C SIZE 14 WFB-1 LGTH 00018  
 FROM: 2-PHL-31-L572/B LOC A1X 729 CONN 45W776-4  
 TO: 1-PHL-275-R78/B LOC C3P 708755 CONN 45N1693-4  
 FROM: CONTROL NV 38  
 EQ: S402 CDL MAX.PULL 0065 MIN.BEING 001.236 3A0Q

*CC*  
 MAR 07 1985  
*aw*

2M4340B, 2M4341B, 2M4402B, 2M4343P, 2M4145D, 2M4348B, 2M4350B  
 2M4336B, 2M4325B, 0MC400B, 2M4414P, 2M4320B, 2M4389B

2092, 2091, 2077, 2076, 2057, 2058, 2059, 2072, 2163, 2153, 2154, 2147  
 2159, 2145, 2144, 2143, 2142, 2156, 2140, 2155, 2184, 256, 255, 269  
 221, 220, 201, 200

*202*

*FCR E-20.562  
 OS 2-4-85*

*FCR  
 E-20.505  
 OS 9-24-84*

2-30-31-8674-B WBNP-QCP-3.5 77A

watch TRAYS 4B-2143, 2142 2156  
 2140 2175 2174 CLR 2-16-85

CABLE PULL INSTRUCTIONS

watched TRAYS 2092-2143  
 2092 2-15-85

**LOP**

MAXIMUM ALLOWABLE PULL TENSION 65 LBS.

**PDC-119**

ROPE PULL DEVICE SIZE PDC 119  YES  NO

watched conductors 4414B,  
 4325B, 4336B, 4338B, 4340B, 4341B

POWER ASSIST PULL REQ'D.  YES  NO

TRAY: 2091, 2092, 2056, 2055, 2069,  
 221, 220, 201, 200 *cc 2-19-85*  
 05486

SPECIAL PULL INSTRUCTIONS: WBFIE- N/A

DATA BY: M. Medley DATE: 7/13/84

CABLE PULL DATA

START FT MK 04700 STOP FT MK 04700

REEL WB 12839 INST LENGTH 150 DYNAMOMETER NO N/A

FOREMAN C. Small 2-17-85 MEASURED CONDS > 1.25

ENGINEER Y.D. Gibson, G.L. Richardson, A.G. M. C. E. E. Clark 2/17/85 INSP PER QCP-3.5 REI 21

*pulled from tray 200 thru end 0MC400B  
 cc 1-PHL-275-R78-B  
 2-17-85*

2V-43-8789-B F043A08 77A  
 RC COND 1-9C SIZE 1C  
 2-PNL-278-M10/B  
 2-PNL-43-L571/2-B  
 CONTROL  
 2343 CBL MAX. PULL 0747

INSTALLATION CABLE ACTY#  
 TYP WPM-1 LGTH 00987  
 LOC C1CN 755 CQNN 45W2649-2  
 LOC A11W 729 CQNN 45U2630-99  
 NV 383312  
 CBL MIN. BEND 0004,968  
 3.608 4843

2PM7641B JFB  
~~2P6623998~~, 2M4351B, 2M43368, 2M4338B, 2M4389B, 2M4325B  
 266, 265, 264, 2190, 2191, 2145, 2146, 2147, 2156, 2150, 2144, 2072  
 2059, 2069, 2057, 2076, 2077, 2091, 2092  
 JFB

QC&R  
 MAR 15 1985  
 FCR E-20,986  
 105 2-24-85

2-3V-43-8789-B

77A

WBNP-QCP-3.5

CABLE PULL INSTRUCTIONS

MAXIMUM ALLOWABLE PULL TENSION 747 LBS.  
PUSHED THROUGH  
 ROPE PULL DEVICE SIZE  YES  NO  
 POWER ASSIST PULL REQ'D.  YES  NO  
 SPECIAL PULL INSTRUCTIONS: WBFIE- N/A

DATA BY: J. Lancaster DATE: 11-8-83

CABLE PULL DATA  
 START FT MK 09554 STOP FT MK 10104  
 REEL WB 13136 INST LENGTH 650'  
 FOREMAN Bob [unclear] 2/20/85  
 ENGINEER Robert C. [unclear] 2-20-85

Cable cut on 2/18/85  
 Verified by CR Wilson

INFORMATION  
 ONLY

F043A08

V-43-0672-B      DATE: 01/12/84      77A      INSTALLATION: CABLE ACTY  
 : RO    CONDS    1-7C      SIZE 14      TY? WFG-1      LGTH 00240  
 M4 2-PHIL-43-L571/5-B      LCC A11X    729      CONN  
      2-FSV-43-312-G      LCC A11V    713      CONN  
 VALVE CTRL; PSV-312-B      NV      38  
 2842      CBL MAX.PULL 0230      MIN.BEND 0002.040      QA= Q

2M4349B, 2M4350B, 2M4336B, 2M4414B, 2M4328B, 2M4389B, 2M4450B



2-3V-43-8672-B

WBNP-QCP-3.5

77A CABLE PULL INSTRUCTIONS

MAXIMUM ALLOWABLE PULL TENSION: On Front LBS.

ROPE PULL DEVICE SIZE (3) FDM-136  YES  NO

POWER ASSIST PULL REQ'D.  YES  NO

SPECIAL PULL INSTRUCTIONS: WBF1-E- N/A

DATA BY: D Street DATE: 10-30-84

LOP

CABLE PULL DATA

START FT MK 00356 STOP FT MK 00097  
 REEL WB10343 INST LENGTH 315.352' TYPHOGRAPHING N/A  
 FOREMAN Bob Wright MEASURED BEND RADIUS 72.040'  
 ENGINEER Robert Clayton INSP PER QCP-3.05 REV 22

ONLY



L-31-6705-B DATE: 09/20/84 77A INSTALLATION CABLE ACTY  
 R2 CONDS 1-4C SIZE #14 TYP W/D-1 LGTH 0021C  
 2-PHL-31-L572/D-B LCC A11Y 729 CCN# 45W776-4  
 2-25-31-343-B LCC A11X 737 CON#  
 LIMIT SW CLOSED NV 38  
 3957 CBL MAX.PULL 0131 MIN.BEND 001.712 CA#Q

2M4340B, 2M4341B, 2M4402B, 2M4343B, 2M4345B, 2M4348B, 2M4350B  
 2M4336B, 2M4338B, 2M4355B, 2M4315B, 2M4411B, 2M4358B, 2M4385B  
 2M4414B

For  
 E-20,586  
 DS 3-14-85

QC&R  
 APR 09 1985  
*JML*

F030B01

2-3PL-31-6705-B 77A

SH-Verified installation  
 in conduits 2M 4338B, 4316B,  
 4411B and 4385B.

LOP WBNP-QCP-3.5  
 CABLE PULL INSTRUCTIONS  
 MAXIMUM ALLOWABLE PULL TENSION On front LBS.

GLR-Verified installation  
 in conduits 2M 4338B,  
 4414B, 4336B, 4350B, 4348B,  
 4345B, 4343B, 4402B, 4341B + 4340B.

ROPE PULL DEVICE SIZE PDN-136  YES  NO <sup>SH</sup> 3-28-85  
 POWER ASSIST PULL REQ'D.  YES  NO <sup>SH</sup> 3-28-85  
 SPECIAL PULL INSTRUCTIONS: WBFIE- N/A  
 DATA BY: D. Street DATE: 9-25-81

CABLE PULL DATA

START FT MK 02016 STOP FT MK 01766 DYNAMOMETER NO N/A  
 REEL W13 12973 INST LENGTH 250 MEASURED BEND RADIUS >1.712"  
 FOREMAN P. Am... 3-28-85 INSP PER QCP-3.05 REV 22  
 ENGINEER Harry L. Hill 3-28-85

F030B01

PL-31-6818-B DATE: 09/14/84 77A INSTALLATION CABLE ACTY  
 : R2 - CONDS 1-20 SIZE 14 TYP W/B-1 LGTH 00200  
 : 2-PNL-31-L572/U-B LOC A11 729 CONN YSW776-4  
 : 2-ZS-31-343-B LOC A11X 737 CONN YSW2630-96  
 : LIMIT SW OPEN NV 38  
 : 3957 COL MAX.PULL 0065 MIN.BEND 001.236 CAM

2M43400, 2M43410, 2M44020, 2M43430, 2M43450, 2M43480, 2M43500  
 2M43300, 2M43300, 2M43850, 2M43100, 2M44110, 2M43830

↑  
2M444B

FCR E-20,614  
OS 4/3/85

QC&R  
MAY 17 1985  
aw

FCR  
E-20,505  
OS  
9-24-84

2

WBNP-QCP-3.5

2-3PL-31-6818-B LOP

77A CABLE PULL INSTRUCTIONS

MAXIMUM ALLOWABLE PULL TENSION On front LBS.  
 ROPE PULL DEVICE SIZE PDN-140  YES  NO <sup>818</sup> 4-1-85  
 POWER ASSIST PULL REQ'D.  YES  NO <sup>818</sup> 4-9-85  
 SPECIAL PULL INSTRUCTIONS: WBF-E- N/A  
 DATA BY: W. Street DATE: 9-14-84

CABLE PULL DATA

START FT MK: 09712 STOP FT MK: 09462 DYNAMOMETER NO NA  
 REEL WB12843 INST LENGTH 250' MEASURED BEND RADIUS 71.236  
 FOREMAN [Signature] ENGINEER [Signature] INSP PER QCP 3.05 REV 22  
4-10-85 [Signature]  
 (Form 5-1984)

ONLY

F030801

PL-31-6619-a DATE: 09/14/84 77A INSTALLATION CABLE ACTY  
 R1 COMDS 1-4C SIZE 14 TYP WED-1 LGTH 00200  
 2-PNL-31-L572/D-D LOC A11Y 729 CONN 45W 776-4  
 2-FCU-31-343-D LOC A11X 737 CONN 45W 2630-96  
 CONTROL NV 30  
 3757 CCL MAX.PULL 0131 MIN.BEND COE1.712 2A=Q

2M4340B, 2M4341B, 2M4402B, 2M4343B, 2M4345B, 2M4348B, 2M4350B  
 2M4336B, 2M4338B, 2M4316B, 2M4384B

↑  
2M4414B

FCR E-20,614  
DS 4/2/85

QC&R  
APR 18 1985  
*Smf*

FCR  
E-20,505  
DS  
9-24-84

2-3PL-31-6819-B

77A

LOP

WBNP-QCP-3.5

CABLE PULL INSTRUCTIONS

MAXIMUM ALLOWABLE PULL TENSION in front LBS.  
 ROPE PULL DEVICE SIZE PDN-110  YES  NO 4-9-85  
 POWER ASSIST PULL REQ'D.  YES  NO 4-9-85  
 SPECIAL PULL INSTRUCTIONS: WBFI-E. N/A  
 DATA BY: N. Strut DATE: 9-14-84

CABLE PULL DATA

START FT MK 04878 STOP FT MK 04628  
 REEL WB11432 INST LENGTH 2507 DYNAMOMETER NO N/A  
 FOREMAN Smf 4-10-85 MEASURED BEND RADIUS 71.712"  
 ENGINEER Smf 4-10-85 INSP PER QCP-3.05 REV 22

INFORMATION  
ONLY