

77A  
54  
SIZE 12  
1-2C  
275-R74/-A  
27-A27A/4  
7-16-A C.M.T

INSTALLATION CABLE  
TYP 330  
LCC C3P 77P LGTH 00166  
LCC C7P 75E CUM 45'16" 4  
CUM 45'16" 5  
SCHM

10479, 0245A  
53, 54, 55, 56, 57, 58

**PULL**

QC&R  
FEB 8 1962  
OCT 12 1977  
JBN

INFORMATION ONLY

WBNP-QCP-3.5  
CABLE PULL INSTRUCTIONS

MAXIMUM ALLOWABLE PULL TENSION 105 LBS.  
ROPE PULL DEVICE SIZE  YES  NO  
POWER ASSIST PULL REQ'D.  YES  NO  
SPECIAL PULL INSTRUCTIONS: WBF1-E- N/A  
DATA BY: Lynne H. Franks DATE: 9/27/77

49778  
CABLE PULL DATA  
START FT MK 2704 STOP FT MK 49596  
REEL WB 2704 INST LENGTH 142  
FOREMAN R. J. ...  
ENGINEER ...


77A  
1-275-R741-A  
1-57-27A/5  
1-57-04-A CONT

SIZE 12

INSTALLATION CABLE  
TYP WGP LGTH 00166  
LOC C3P 708 COND 45N160  
LOC C7P 755 COND 45N160  
SCHE

10400A, 0245A  
09, 53, 54, 55, 56, 57, 58

PULL



INFORMATION ONLY

WBNP-QCP-3.5  
CABLE PULL INSTRUCTIONS

MAXIMUM ALLOWABLE PULL TENSION 105 LBS.

ROPE PULL DEVICE SIZE  YES  NO

POWER ASSIST PULL REQ'D.  YES  NO

SPECIAL PULL INSTRUCTIONS: WBFIE- N/A

DATA BY: Juan H. Franks DATE: 9/27/77

CABLE PULL DATA  
START FT MK 49504 STOP FT MK 49412  
REEL WB 2704 INST LENGTH 152  
FOREMAN R. J. ...  
ENGINEER ...

2-30L-11-5122-A  
 KEY: 20 CONDS 1-30 SIZE 14  
 FROM 1-PNL-278-19/2  
 TO: 1-PNL-275-R747-A  
 FIG: 3-10. 3D R4 4& CHLR PKG A-A CONT

77A  
 54  
 INSTALLATION CABLE  
 TYP #HC LGTH 00110  
 LDC C4P 753 COND  
 LDC C3P 753 COND  
 IV 3A

CIRC: 0227A, CHC499A  
 TRY: 53, 49

PULL

INFORMATION ONLY

WBNP-QCP-3.5  
 CABLE PULL INSTRUCTIONS

MAXIMUM ALLOWABLE PULL TENSION 98 LBS.  
 ROPE PULL DEVICE SIZE  YES  NO  
 POWER ASSIST PULL REQ'D.  YES  NO  
 SPECIAL PULL INSTRUCTIONS: WBFIE- NA  
 DATA BY: M. Gallaher DATE: 10-17-78

CABLE PULL DATA  
 START FT MK 50726 STOP FT MK 50600  
 REEL W16 1741 INST LENGTH 13  
 FOREMAN Joseph R. Crane  
 ENGINEER T. H. Wilson

~~3116~~ OMC 629A  
WBNP-QCP-3.5

17:12  
453  
6936  
50  
6886

CABLE PULL INSTRUCTIONS

MAXIMUM ALLOWABLE PULL TENSION 42 LBS.

ROPE PULL DEVICE SIZE  YES  NO

POWER ASSIST PULL REQ'D.  YES  NO

SPECIAL PULL INSTRUCTIONS: WBFIE- NA

DATA BY: M. Hallaher DATE: 6-4-79

CABLE PULL DATA

START FT MK 6007372 STOP FT MK 0006226  
REEL WB 8379 INST LENGTH 486  
FOREMAN James C. Doyal 10-31-79  
ENGINEER Johanna W. ...

INFORMATION  
ONLY

1-300-90-55-A  
KEY: R1 CONDS 1-20 SIZE 10  
FROM 0-PHL-90-M12/1  
TO: 1-R1-90-106D-A  
FOR: PERSONNEL AIRLOCK LOCAL INS SIG

77A  
54

INSTALLATION CABLE  
TYPE VA LGTH 00436  
LCC 68 755 CONN 45N1651  
LCC 11 713 CONN 45N1620  
HW 3A

CON: 0237A, OMC629A  
TRY: 56, 55, 54, 53, 69, 2190, 2140, 2140, 2140, 2170, 2050, 2049, 2065, 2087

PULL



1-3RH-90-52-A  
 REV: RC CONDS 1-2C SIZE 14  
 FROM 0-PHL-90-M12/1  
 TO: 1-R1-90-106D-A  
 PUR: PERSONNEL AIRLOCK LOCAL IND TEST

77A  
54

INSTALLATION CABLE  
 TYP Hb-1 LGTH 00436  
 LDC 06P 755 COND 45N1651 B  
 LDC 41U 712 COND 45N1620  
 FV 3A

COND: 0237A, 01C629A

TRY: 56, 55, 54, 53, 69, 2190, 2149, 2148, 2147, 2175, 2170, 2049, 2045, 2087

FEB 17 1992

**PULL**

**INFORMATION ONLY**

WBNP-QCP-3.5

**CABLE PULL INSTRUCTIONS**

MAXIMUM ALLOWABLE PULL TENSION 65 LBS.

ROPE PULL DEVICE SIZE  YES  NO

POWER ASSIST PULL REQ'D.  YES  NO

SPECIAL PULL INSTRUCTIONS: WBF1-E- N/A

DATA BY: W. Ray DATE: 9-15-79

1056  
 436  
 620 Expl  
 50  
 570 Expl

**CABLE PULL DATA**

START FT MK 01056 STOP FT MK 00570  
 REEL 9422 INST LENGTH 486  
 FOREMAN C. Dwyer 10-31-79  
 ENGINEER W. Crabb

1-3PV-90-24-A  
REV: PO COND 1-20  
FROM: O-PUL-90-M12/1  
TO: 1-1-90-106D-A  
FOR: VITAL AC SUP

77A  
54  
SIZE 10

INSTALLATION CABLE  
TYF - LI  
LOC C6P 755 LGTH 00465  
LOC A10 713 CONN  
CONN  
EV 3A

CND: 0237A, 02629A

TRY: 36, 55, 54, 53, 67, 2190, 2149, 2148, 2147, 2170, 2049, 2087  
~~2071, 2054, 2051, 2052, 2053~~  
2086, 2087

FOOTAGE  
NOT  
TURNED  
IN

**PULL**

# INFORMATION ONLY

## WBNP-QCP-3.5 CABLE PULL INSTRUCTIONS

MAXIMUM ALLOWABLE PULL TENSION 166 LBS.  
ROPE PULL DEVICE SIZE  YES  NO  
POWER ASSIST PULL REQ'D.  YES  NO  
SPECIAL PULL INSTRUCTIONS: WBF1-E. N/A  
DATA BY: M. Sallaker DATE: 6-4-79

CABLE PULL DATA  
START FT MK 46342 STOP FT MK 46852  
REEL W-13-64709 INST LENGTH 510  
FOREMAN Edward L. White  
ENGINEER Henry R. White

OPP2481A

77A

0-5PP-82-355-A  
REV: RO COND 3-1C SIZE 4/0  
FROM 1-PNL-82-A/3-A  
TO: 1-TB-62-A/-A  
FOR: DG 1A-A EXCITATION SYS

INSTALLATION CABLE  
TYP WNC LGTH 00045  
LOC D-GR1A742 CONN 45W1780  
LOC D-GR1A742 CONN 45W1780  
SCHM

CND: OPP2481A

TRY:

APR 3 1978  
*[Signature]*

**PULL**

WBNP-QCP-3.5

CABLE PULL INSTRUCTIONS

MAXIMUM ALLOWABLE PULL TENSION 1693 LBS.

ROPE PULL DEVICE SIZE  YES  NO

POWER ASSIST PULL REQ'D.  YES  NO

SPECIAL PULL INSTRUCTIONS: WBFIE- N/A

DATA BY: W. Ray DATE: 2-9-78

CABLE PULL DATA

START FT MK 41342 STOP FT MK 41169  
REEL WB 7909 INST LENGTH 173 FT.

FOREMAN [Signature]  
ENGINEER [Signature]

INFORMATION



OPP2483A

0-5PP-82-358-A

77A

U-5PP-82-358-A

REV: Ro CONDOS 3-1C SIZE 4/0

FROM 1-TB-82-A/-A

TO: 1-PNL-82-A/4-A

FOR: EG 1A-A EXCITATION SYS

INSTALLATION CABLE

TYP WNC

LDC D-GRIA742

LDC D-GRIA742

LGTH 07045

CONN 45W1780

CON: 45W1780

SCHM

CND: OPP2483A

TRY:

APR 11 1978  
*[Signature]*

**PULL**

WBNP-QCP-3.5

CABLE PULL INSTRUCTIONS

MAXIMUM ALLOWABLE PULL TENSION 1693 LBS.

ROPE PULL DEVICE SIZE  YES  NO

POWER ASSIST PULL REQ'D.  YES  NO

SPECIAL PULL INSTRUCTIONS: WBF1-E- N/A

DATA BY: D. Ray DATE: 2-9-78

CABLE PULL DATA

START FT MK 41831 STOP FT MK 41674

REEL WG1909 INST LENGTH 157 FT.

FOREMAN [Signature]

ENGINEER [Signature]

INFORMATION



OPP2488B

0-507-82-595-8  
REV: 30 CONDS 3-10 SIZE 4/0  
FRM: 1-TB-R2-B/B-B  
TO: 1-TB-R2-B/B-B  
FOR: 20 1" EXCITATION SYS

77A

INSTALLATION CABLE  
TYPE: MC LGTH: 00040  
LEC: GR1P742 CON: 45W170  
LEC: GR1P742 CON: 45W170  
SCH:

CND: OPP2488B

TRY:

*Handwritten signature*  
002

**PULL**

ONLY  
INFORMATION

WBNP-QCP-3.5

CABLE PULL INSTRUCTIONS

MAXIMUM ALLOWABLE PULL TENSION 1693 LBS.

ROPE PULL DEVICE SIZE  YES  NO

POWER ASSIST PULL REQ'D.  YES  NO

SPECIAL PULL INSTRUCTIONS: WBF-E: N/A

DATA BY: D. Alley DATE: 5-26-78

CABLE PULL DATA

START FT MK 40248 STOP FT MK 40068

REEL WB-1909 INST LENGTH 180'

FOREMAN Ralph W. Jones

ENGINEER H. Hill

ORM 609B

0-3RM-90-114-B  
REV: RO CONDS 1-2C  
FROM 0-RE-90-126-F  
TO: 0-PNL-90-M12/4  
FOR: VITAL AC SUPPLY

77A  
54

SIZE 14

INSTALLATION CARLE

TYP WHB-1 LGTH 002 51  
LOC C24 755 CONN 45M 20  
LOC C6P 755 CONN 45M  
NV 38

CND: ORM603B, ORM602B, ORM604B, ORM607B, OZ35B

TRY: 268, 251, 252, 253, 254, 255, 256, 257

*fb*

**PULL**

WBNP-QCP-3.5

CABLE PULL INSTRUCTIONS

MAXIMUM ALLOWABLE PULL TENSION 65 LBS.

ROPE PULL DEVICE SIZE  YES  NO

POWER ASSIST PULL REQ'D.  YES  NO

SPECIAL PULL INSTRUCTIONS: WBFIE- MA

DATA BY: James P. Bink DATE: 2/16/79

CABLE PULL DATA

START FT MK 00430' STOP FT MK 00136'

REEL 7499 INST LENGTH 294'

FOREMAN Joseph R. Crane

ENGINEER William J. Harrison

O-3RM-90-118-B  
REV: RO CONDS 1-2C  
FROM I-3D-235-2/-C  
TO: O-RE-90-126-B  
FOR: VITAL AC SUPPLY

77A  
54  
SIZE 10

INSTALLATION CABLE  
TYP: LN  
LDC 45R 757 LGTH 000  
LDC C2C 759 CONN: 45H 20  
CONN: 45H 6-  
NV 3B

CND: 1PV930B, OPM6093, ORM604B, OPM602B, ORM603B

TRY: 2309, 2310, 2311, 2312, 2313, 2314, 2315, 2316, 2317, 2333, 2334, 2335, 2336, 2337, 2338, 2339, 2340, 2341, 2342, 2343, 2344, 2345, 2346, 2347, 2348, 2349, 2350, 2351, 2352, 2353, 2354, 2355, 2356, 2357, 2358, 2359, 2360, 2361, 2362, 2363, 2364, 2365, 2366, 2367, 2368

**PULL**

INFORMATION  
ONLY

WBNP-QCP-3.5

CABLE PULL INSTRUCTIONS

MAXIMUM ALLOWABLE PULL TENSION 166 LBS.

ROPE PULL DEVICE SIZE  YES  NO

POWER ASSIST PULL REQ'D.  YES  NO

SPECIAL PULL INSTRUCTIONS: WBFIE- NA

DATA BY: James B. B... DATE: 2/16/74

CABLE PULL DATA  
START FT MK 35088 STOP FT MK 35776  
EEL 1489 INST LENGTH 688  
DREMAN James B. B...  
ENGINEER James B. B...

2331  
2147  
2150



O-3RM-90-119-B  
REV: RO COND 1-80  
FROM O-RE-90-126-F  
TO: O-PNL-90-M12/11ST  
FOR: VITAL AC SUPPLY

77A  
54  
SIZE 22

INSTALLATION CABLE  
TYP WWK  
LOC C20 755 LGTH 00290  
LOC C6P 755 CONN 45N167  
CONN 45N162  
MV 3B

CNO: ORM603B, OPM602B, ORM604B, ORM609B, OZ35B  
TRY: 268, 251, 252, 253, 254, 255, 256, 257

FEB 1 1990  
*LB*

**PULL**

INFORMATION  
ONLY

WBNP-QCP-3.5  
CABLE PULL INSTRUCTIONS

MAXIMUM ALLOWABLE PULL TENSION 16 LBS.

ROPE PULL DEVICE SIZE  YES  NO

POWER ASSIST PULL REQ'D.  YES  NO

SPECIAL PULL INSTRUCTIONS: WBFIE- N/A

DATA BY: D Ray DATE: 7-25-75

CABLE PULL DATA  
START FT MK N/A STOP FT MK N/A  
REEL 42 45-5-3 INST LENGTH 354  
FOREMAN Jay S. Shupe  
ENGINEER Edward R. ...



0-3RM-90-120-8  
 REV: RO CONDS 1-2C SIZE 10  
 FROM 1-80-235-2/-E  
 TO: 0-RE-90-206-R  
 FOR: RAD MON SYS

77A  
54

INSTALLATION CABLE  
 TYP LFC LGTH 006  
 LOC A5R 757 CONN 45M 20  
 LOC C1P 755 CONN 43M 6-  
 HV 3B

CND: 1PV931B, ORM609B, ORM608B

TRY: 2309, 2310, 2311, 2312, 2313, 2314, 2315, 2316, 2317, 2333, 2  
 2330, 2329, 2328, 2327, 2326, 2325, 2324, 2323, 2322, 2321, 2  
 2159, 2145, 2158, 2157, 2142, 2156, 2140, 2139, 2138, 2137, 2  
 268

**PULL** *JL*

INFORMATION  
ONLY

WBNP-QCP-3.5

CABLE PULL INSTRUCTIONS

MAXIMUM ALLOWABLE PULL TENSION 166 LBS.

ROPE PULL DEVICE SIZE  YES  NO

POWER ASSIST PULL REQ'D.  YES  NO

SPECIAL PULL INSTRUCTIONS: WBF-E- M/A

DATA BY: James E. Beck DATE: 2/16/79

CABLE PULL DATA

PART FT MK 51274 STOP FT MK 50592

HEEL 4472 INST LENGTH 182

DREMAN James E. Beck  
ENGINEER Thomas J. ...

2331  
2147  
2117

0-3R-90-121-B  
REV: 3.0 CJD:DS 1-20  
FROM: 0-PNL-90-M12/4  
TO: 0-E-90-205-B  
FOR: PAD MON SYS

77A  
54  
SIZE 14

INSTALLATION CABLE  
TYPE WHB-1  
LCC C6P 755  
LCC C1P 755  
LGTH 07260  
CONN 45M162  
CONN 45M165  
NV 33

CHK: 0235B, ORMA00B, ORMS00B  
TRK: 257, 256, 255, 254, 253, 252, 251, 258

**PULL**

*Handwritten signature*

INFORMATION  
ONLY

WBNP-QCP-3.5  
CABLE PULL INSTRUCTIONS

MAXIMUM ALLOWABLE PULL TENSION 65 LBS.

ROPE PULL DEVICE SIZE  YES  NO

POWER ASSIST PULL REQ'D.  YES  NO

SPECIAL PULL INSTRUCTIONS: WBFIE- N/A

DATA BY: D. Ray DATE: 8-24-78

CABLE PULL DATA  
START FT MK 2336 STOP FT MK 21176  
REEL 41542 2616 INST LENGTH 277  
FOREMAN Harry S. Shupe  
ENGINEER Edwin M. ...

0-3RM-90-122-B  
REV: RO CONDS 1-8C  
FROM 0-PNL-90-12/I  
TO: 0-RE-90-204-B  
FOR: RAC MOD SYS

77ft  
54  
SIZE

INSTALLATION CABLE  
TYP HWK LGTH 00260  
LOC C6P 755 CONN 45N162  
LOC C1P 755 CONN 45K165  
NV 3B

CNO: 0235B, 0RM609B, 0RM608B  
TRY: 257, 256, 255, 254, 253, 252, 251, 268

**PULL**

*[Handwritten signature]*  
JUN 16 1983

**INFORMATION  
ONLY**

WBNP-OCP-3.5  
CABLE PULL INSTRUCTIONS

MAXIMUM ALLOWABLE PULL TENSION 14 LBS.

ROPE PULL DEVICE SIZE  YES  NO

POWER ASSIST PULL REQ'D.  YES  NO

SPECIAL PULL INSTRUCTIONS: WBFIE- 114

DATA BY: S. Ray DATE: 7-25-78

CABLE PULL DATA  
START FT MK NA <sup>WP</sup> W36553 STOP FT MK NA <sup>NA</sup>  
REEL W B 6553 INST LENGTH 260 260  
FOREMAN Gary E. Shipe Gary E. Shipe  
ENGINEER J. Hill

8/3/78



0-3V-31-1235-B  
REV: RO CONDS 1-2C  
FROM: 0-PNL-90-M12/4  
TO: 0-TS-31-182B-B  
FOR: TR B CONTROL TM ISOL BUS


PO31E07  
54 77A  
SIZE 14

INSTALLATION CABLE  
TYP WHB-1 LGTH 00284  
LOC C6P 755 CONN 45N1651-13  
LOC C1Q 755 CONN 45N1632-8  
NV 3B

CND: OZ35B, OVC508B, OVC732B, ORM604B, ORM609B

TRY: 258, 257, 256, 255, 254, 253, 252, 251, 268

FOR  
E 3293



INFORMATION  
ONLY

WBNP-QCP-3.5

CABLE PULL INSTRUCTIONS

MAXIMUM ALLOWABLE PULL TENSION 65 LBS.

ROPE PULL DEVICE SIZE  YES  NO

POWER ASSIST PULL REQ'D.  YES  NO

SPECIAL PULL INSTRUCTIONS: WBFIE- SP

DATA BY: A Magill DATE: 6-8-82

CABLE PULL DATA  
START FT MK 7042 STOP FT MK 6742  
REEL WB11406 INST LENGTH 300'  
FOREMAN [Signature]  
ENGINEER [Signature]  
6-29-82



0-3V-31-1236-B  
REV: RO CONDS 1-2C  
FROM: O-PNL-90-M12/4  
TO: O-TS-31-178B-B  
FOR: TR B CONTROL TM ISOL BUS

PC3E07 54 77A  
SIZE 14

INSTALLATION CABLE  
TYP WHB-1 LGTH 00284  
LOC C6P 755 CONN 45N1651-13  
LOC C1Q 755 CONN 45N1632-8  
NV 3B

CND: OZ35B, OVC509B, OVC732B, ORM604B, ORM609B

TRY: 258, 257, 256, 255, 254, 253, 252, 251, 268



FCR  
E 3293

INFORMATION  
ONLY

WBNP-QCP-3.5  
CABLE PULL INSTRUCTIONS

MAXIMUM ALLOWABLE PULL TENSION 65 LBS.

ROPE PULL DEVICE SIZE  YES  NO

POWER ASSIST PULL REQ'D.  YES  NO

SPECIAL PULL INSTRUCTIONS: WBF1-E- MA

DATA BY: SA Magill DATE: 6-8-82

CABLE PULL DATA  
START FT MK 6740 STOP FT MK 6440  
REEL WB11406 INST LENGTH 300'  
FOREMAN [Signature]  
ENGINEER [Signature]  
6-29-82

1B1044D

1-4B-212-11-D


77A

1-4B-212-11-D  
REV: R2 CONDS: 2-1C SIZE 8  
FROM: 0-AD-236-1/2-D  
TO: 1-AD-212-A1/9-A  
FOR: MOR BUS MOR FDR

INSTALLATION CABLE 12/24/77  
TYP WDC-1 LGTH 00920  
LGC A40 757 CONN 45N703  
LGC A1T 757 CONN  
SCHM

CND: 1B1040D, 1B1044D

TRY:



**PULL**

INFORMATION ONLY

WBNP-QCP-3.5

CABLE PULL INSTRUCTIONS

MAXIMUM ALLOWABLE PULL TENSION 131 LBS.

ROPE PULL DEVICE SIZE  YES  NO

POWER ASSIST PULL REQ'D.  YES  NO

SPECIAL PULL INSTRUCTIONS: WBF-E- NA

DATA BY: Dawn Jolin DATE: 11-22-77

CABLE PULL DATA

START FT MK C1886 STOP FT MK C11454  
REEL W.B. 7319 INST LENGTH 432'  
FOREMAN W.G. Lee  
ENGINEER Eddie R. Anderson

1-48-212-14-D

1-48-212-14-D

REVI R2 CONDS 2-1C SIZE 8

FROM 0-80-236-1/2-D

TO: 1-AD-212-11/6-A

FDR: R/U BUS ALT FDR

54 77A

INSTALLATION CABLE n/20/77

TYP WDD 2 LGTH 00175

LCC A4Q 757 CONN 45N703

LCC A1T 777 CONN

SCHM

CND: 181041D, 181044D

TRY:

FEB 18 1982

**PULL**

INFORMATION ONLY

WBNP-QCP-3.5

CABLE PULL INSTRUCTIONS

MAXIMUM ALLOWABLE PULL TENSION 131 LBS.

ROPE PULL DEVICE SIZE  YES  NO

POWER ASSIST PULL REQ'D.  YES  NO

SPECIAL PULL INSTRUCTIONS: WBFIE- NA

DATA BY: Dennis John DATE: 11-22-77

CABLE PULL DATA

START FT MK 01452 STOP FT MK 01020

REEL WB 7319 INST LENGTH 1432'

FOREMAN A. P. Gold

ENGINEER Edwin K. Koberman



1-4B-212-16-D

1-4B-212-16-D  
REV: R2 CONDS 2-10 SIZE 8  
FROM 0-00-236-1/2-0  
TO: 1-00-212-A2/5-A  
FOR: MOR BUS NOR FDP

5477A

INSTALLATION CABLE  
TYP WCD ~~1~~ LGTH 00175  
LOC A4Q 757 CONN  
LOC A2T 757 CONN  
SCHM

C.N.O: 1010420, 1010440

TRY:

FEB 15 1982

**PULL**

INFORMATION ONLY

WBNP-QCP-3.5

CABLE PULL INSTRUCTIONS

MAXIMUM ALLOWABLE PULL TENSION 131 LBS.

ROPE PULL DEVICE SIZE  YES  NO

POWER ASSIST PULL REQ'D.  YES  NO

SPECIAL PULL INSTRUCTIONS: WBF1-E- NA

DATA BY: Diana Jolie DATE: 11-22-77

CABLE PULL DATA

START FT MK 02868 STOP FT MK 02431

REEL 41310 INST LENGTH 432'

FOREMAN Ch. G. Boyle

ENGINEER Eddie R. Robinson




1-48-212-19-0  
REV: R2 CONDS 2-1C SIZE 8  
FROM 0-80-236-1/2-D  
TO: 1-80-212-A2/6-A  
FOR: 3/4 BUS NOR FDP

54 77A

INSTALLATION CABLE n/20/77  
TYP WDD ~~2~~ LGTH 00175  
LOC A4Q 757 CONN 45N703  
LOC A2T 757 CONN  
SCHM

CND: 1810430, 1810440

TRY:



**PULL**

INFORMATION  
ONLY

WBNP-QCP-3.5

CABLE PULL INSTRUCTIONS

MAXIMUM ALLOWABLE PULL TENSION 131 LBS.

ROPE PULL DEVICE SIZE  YES  NO

POWER ASSIST PULL REQ'D.  YES  NO

SPECIAL PULL INSTRUCTIONS: WBF-E- NA

DATA BY: Dandjoli DATE: 11-22-77

CABLE PULL DATA

START FT MK 02436 STOP FT MK 22000  
REEL WB 7320 INST LENGTH 436'  
FOREMAN W.C. Bell  
ENGINEER Eddie R. Robertson

CONDUIT 1B10546

1-48-212-26-G

1-48-212-26-G

REV: R2 CONDS 2-1C SIZE 3/4  
FROM 0-6D-236-4/2-G  
TO: 1-8D-212-81/5-A  
FOR: MDR BUS ALT FDR

77A

INSTALLATION CABLE  
TYP WDD LGTH 00300  
LOC A120 757 CONN 45N703-4  
LOC A1R 757 CONN  
SCHM

CND: 1B1050G, 1B10546

TRY:



**PULL**

INFORMATION ONLY

WBNP-QCP-3.5

CABLE PULL INSTRUCTIONS

MAXIMUM ALLOWABLE PULL TENSION 131 LBS.

ROPE PULL DEVICE SIZE  YES  NO

POWER ASSIST PULL REQ'D.  YES  NO

SPECIAL PULL INSTRUCTIONS: WBF1-E- NA

DATA BY: Dawn Jolin DATE: 11-22-77

CABLE PULL DATA

START FT MK 16986 STOP FT MK 17539

REEL 1809 INST LENGTH 552

FOREMAN A. G. Boyle

ENGINEER Bernard Smith

1-46-212-27-G  
REV: R2 CONDS 2-1C  
FROM 0-80-236-4/2-G  
TO: 1-80-212-81/6-A  
FOR: B/U BUS NOR FOR

54 77A  
SIZE 8

INSTALLATION CABLE  
TYP WOOD LGTH C0200  
LOC A120 757 CONN 45N703-4  
LOC AIR 757 CONN  
SCHH

CND: 18105101810546  
TRY:

FEB 15 1982

**PULL**

INFORMATION ONLY

WBNP-QCP-3.5

CABLE PULL INSTRUCTIONS

MAXIMUM ALLOWABLE PULL TENSION 131 LBS.

ROPE PULL DEVICE SIZE  YES  NO

POWER ASSIST PULL REQ'D.  YES  NO

SPECIAL PULL INSTRUCTIONS: WBFIE- NA

DATA BY: Dan John DATE: 11-22-77

CABLE PULL DATA

START FT MK 041014 STOP FT MK 04660  
REEL WB 1795 INST LENGTH 556'  
FOREMAN W.A. Ryle  
ENGINEER Bernard Smith



1-48-212-31-G  
REV: R2 CONDS 2-1C  
FROM: O-PD-236-4/2-G  
TO: 1-80-212-B2/5-A  
FOR: NOR BUS ALT FDP

54  
37A

SIZE B

INSTALLATION CABLE  
TYP WDP  
LOC A120 757  
LJC A2R 757  
LGTH 00300  
CONN 454703-4  
CONN  
RHM

CND: 181052G, 181054G

TRY:

FEB 15 1982

**PULL**

INFORMATION ONLY

WBNP-QCP-3.5

CABLE PULL INSTRUCTIONS

MAXIMUM ALLOWABLE PULL TENSION 131 LBS.

ROPE PULL DEVICE SIZE  YES  NO

POWER ASSIST PULL REQ'D.  YES  NO

SPECIAL PULL INSTRUCTIONS: WBFIE- NA

DATA BY: Dave John DATE: 11-22-77

CABLE PULL DATA 24644

START FT MK 24644 STOP FT MK 04102

REEL B 1795 INST LENGTH 24544'

FOREMAN W. J. Smith

ENGINEER Bernard Smith

1-48-212-32-6  
REV: R2 CONDS 2-1C SIZE 9  
FROM 0-80-236-4/2-G  
TO: 1-80-212-B2/6-B  
FOR: B/J SUS NOR FDR

77A

INSTALLATION CABLE  
TYP WDD LGTH 00300  
LOC A120 757 CONN 45N703-4  
LOC A2R 757 CONN  
SCHM

CND: 181053G, 1B1054G  
TRY:

FEB 15 1982

**PULL**

INFORMATION ONLY

WBNP-QCP-3.5  
CABLE PULL INSTRUCTIONS

MAXIMUM ALLOWABLE PULL TENSION 131 LBS.  
ROPE PULL DEVICE SIZE  YES  NO  
POWER ASSIST PULL REQ'D.  YES  NO  
SPECIAL PULL INSTRUCTIONS: WBF1-E- NA

DATA BY: Dan John DATE: 11-22-77

CABLE PULL DATA  
START FT MK 17544 STOP FT MK 18094  
REEL WB 1808 INST LENGTH 550'  
FOREMAN D. G. Kelly  
ENGINEER Bernard Smith

77N CONDUIT 1G1524A

1-3G-47-221-A

54

INSTALLATION CABLE

REV: R1 COMDS 1-20

SIZE 12

TYP GB

LGTH 00201

FRONT 1-PNL-275-R71

LDC 730

708

CONN 45N16

TG: 0-JB-290-1257/-A

LDC 660

692

CONN 45N70

FOR: TRIP BUS A

NV 3A

CHD: 1G1524A, 1G1629A

TRY: 69, 53, 54, 71, 22, 6

*[Handwritten signature]*  
APR 1982

**PULL**

**INFORMATION ONLY**

WBNP-QCP-3.5

**CABLE PULL INSTRUCTIONS**

MAXIMUM ALLOWABLE PULL TENSION 105 LBS.

ROPE PULL DEVICE SIZE  YES  NO

POWER ASSIST PULL REQ'D.  YES  NO

SPECIAL PULL INSTRUCTIONS: WBF-E- NA

DATA BY: M. Gallacher DATE: 12/22/78

**CABLE PULL DATA**

START FT MK 22270 STOP FT MK 22512

REEL 6344 INST LENGTH 238

FOREMAN [Signature]


ENGINEER [Signature]



1-3G-47-222-A  
REVI RO COND5 1-2C SIZE 12  
FROM 1-PNL-275-R71  
TO: 1-PNL-99-L116  
FOR: TRIP BUS A

77A  
54

INSTALLATION CABLE  
TYD: UGB-1 LGTH 00337  
LOC C30 708 CONN 45N1686  
LOC A5V 782 CONN 45N1624 1  
NY, 3A



CND: 1G1524A, 1PS620A  
TRY: 69, 2190, 2149, 2193, 2255, 2256, 2260, 2261, 2425, 2445, 2444, 24

# PULL

"To Remittor  
OK P M 6/16/79

SE# - 02376 STOP# 01886

## INFORMATION ONLY

WBNP-QCP-3.5

### CABLE PULL INSTRUCTIONS

MAXIMUM ALLOWABLE PULL TENSION 105 LBS.

ROPE PULL DEVICE SIZE  YES  NO

POWER ASSIST PULL REQ'D.  YES  NO

SPECIAL PULL INSTRUCTIONS: WBF1-E. NA

DATA BY: M. Hallaker DATE: 6-14-79

#### CABLE PULL DATA

START FT MK 02376 STOP FT MK 01886

REEL WP-7451 INST LENGTH 490

FOREMAN [Signature]

ENGINEER [Signature]

Stalder, Inc. 6-24-81

1-30-47-223-A  
REV: RO COND 1-4C SIZE 12  
FROM 1-PNL-275-R71  
TO 1-PNL-99-R52/-A  
FOR: TRIP BUS A

77A  
54

INSTALLATION CABLE  
TYP WGD LOTH 0018R  
LCC C3Q 70B CONN 45N168 2  
LCC C5P 70B CONN 45N167 2  
SCHM

CND: 1G1524A, 1VC1692A  
TRY: 69, 53, 54, 70, 21, 20, 2, 1

**PULL**

INFORMATION  
ONLY

98074

WBNP-QCP-3.5

CABLE PULL INSTRUCTIONS

MAXIMUM ALLOWABLE PULL TENSION 210 LBS.

ROPE PULL DEVICE SIZE  YES  NO

POWER ASSIST PULL REQ'D.  YES  NO

SPECIAL PULL INSTRUCTIONS: WBFIE- N/A

DATA BY: C. McHair DATE: 10-26-77

CABLE PULL DATA

START FT MK 98074 STOP FT MK 98286  
REEL WA 3474 INST LENGTH 212  
FOREMAN [Signature]  
ENGINEER [Signature]

TEST EVALUATION

NO.	Rev.	S	+	-
77A	K2		✓	

PAMartin  
2-15-84

WBNP-QCP-3.5

CABLE PULL INSTRUCTIONS

MAXIMUM ALLOWABLE PULL TENSION 105 LBS.

ROPE PULL DEVICE SIZE  YES  NO

POWER ASSIST PULL REQ'D.  YES  NO

SPECIAL PULL INSTRUCTIONS: WBF1-E- NA

DATA BY: G. Spurgeon DATE: 5/4/78

CABLE PULL DATA

START FT MK 43952 STOP FT MK 43600

REEL W6 2674 INST LENGTH 346

FOREMAN David H. ...

ENGINEER Paul F. ...

INFORMATION ONLY

1-30-47-227

77A

REV: R1 COND 1-20

SIZE 12

INSTALLATION CABLE

FROM 1-PNL-275-R71

TYP WGB

LGTH 00276

TO: 1-JB-201-1319

LWC C30 708

CON 4541612-2

FROM TRIP BUS A

LWC T5J 755

CON 4541606-2

SC 14

CHD: 101524A, 1VC1570, 1G1400, 1VC2573, 1G1400

TRY: 57, 55, 51

SHOULD BE HERE  
67B

Recorded  
Return to "DOC"

PULL

*[Handwritten signature]*

QA=P  
PM  
2-15-84



1-30-47-235  
 REVI 21 COND 1-20  
 FROM 1-24-275-071  
 TO: 1-24-271-1500  
 FOR: TRIP BUS A

77A  
 54

SIZE 12

INSTALLATION CABLE

TYPE 08  
 LRC C30 706  
 LRC T4J 755

LGTH 00271  
 CONN 45N1612-2  
 CONN 45N1686-2  
 SCHM

COND: 1G1524A, 1VC1696A, 1G1601, 1VC2539, 1G1601  
 TRY: 69, 68, 51

SHOULD BE HERE

~~Recorded~~, Return to "Doc"

P. BELLAMY

**PULL**

*[Handwritten signature]*  
 1-24

QA-P  
 PM  
 2-15-84

INFORMATION  
 ONLY

TEST EVALUATION				
NO.	Rev.	S	+	*
77A	R2		✓	

Engineer Robert A. Mante  
 Date 2-15-84

WBNP-QCP-3.5  
 CABLE PULL INSTRUCTIONS

MAXIMUM ALLOWABLE PULL TENSION 1015 LBS.  
 ROPE PULL DEVICE SIZE  YES  NO  
 POWER ASSIST PULL REQ'D.  YES  NO

SPECIAL PULL INSTRUCTIONS: WBF1-E. N/A  
 DATA BY: G. Spurgers DATE: 5/14/78

CABLE PULL DATA  
 START FT MK 1500 STOP FT MK 1771  
 REEL 1000 INST LENGTH 271  
 FOREMAN David Hankland  
 ENGINEER P. Bellamy

CONDUIT 1G1525B

1-3G-47-201-B

77A

1-3G-47-201-B

54

INSTALLATION CABLE

REV: NO CONDS 1-2C SIZE 12

TYP FCB

LGTH 00373

FROM 1-PNL-275-R70

LOC E30

708

CONN 45N70

TO: 0-JB-290-1264/1-B

LOC C6P

692

CONN 45N16

FOR: TRIP BUS B

NV 3B

CND: 1G1525B, 2G1424B

TRY: 268, 251, 252, 253, 254, 255, 270, 222, 205, 204

**PULL**

*[Handwritten Signature]*

INFORMATION ONLY

WBNP-OCP-3.5

CABLE PULL INSTRUCTIONS

MAXIMUM ALLOWABLE PULL TENSION 105 LBS.

ROPE PULL DEVICE SIZE  YES  NO

POWER ASSIST PULL REQ'D.  YES  NO

SPECIAL PULL INSTRUCTIONS: WBF1-E- N/A

DATA BY: P. Wilson DATE: 12-22-78

CABLE PULL DATA

START FT MK 21924 STOP FT MK 22268

REEL WB-6344 INST LENGTH 344

FOREMAN [Signature]

ENGINEER [Signature]

1-3G-47-202-B  
REV: RO CONDS 1-4C  
FROM 1-PNL-275-R70  
TO: 1-PNL-99-R53/-B  
FOR: TRIP BUS #

77A  
54  
SIZE 12

INSTALLATION CABLE  
TYP WGD LGTH 00253  
LCC C30 708 CONN 45N167 6  
LCC C6P 708 CONN 45N167 6  
SCH

CND: 1G15259, 1VC1687B

TRY: 268, 251, 252, 253, 254, 255, 269, 221, 220, 201, 200

**PULL**

APR 6 1982

INFORMATION  
ONLY

WBNP-QCP-3.5

CABLE PULL INSTRUCTIONS

MAXIMUM ALLOWABLE PULL TENSION 210 LBS.

ROPE PULL DEVICE SIZE  YES  NO

POWER ASSIST PULL REQ'D.  YES  NO

SPECIAL PULL INSTRUCTIONS: WBF1-E- N/A

DATA BY: C. McHair DATE: 10-26-77

CABLE PULL DATA 47960

START FT MK 47960 STOP FT MK 47680

REEL U.B. = 2249 INST LENGTH 280

FOREMAN W.D. 2249

ENGINEER S. Buckner



77  
54

1-3G-47-204  
REV: R2 CONDS 1-3C SIZE 12  
FROM 1-PNL-275-R70  
TO: 1-JB-291-1320  
FOR: TRIP BUS B  
ECN:

INSTALLATION CABLE ACTY=XXXX  
TYP WGC-1 LGTH 03120  
LOC C3Q 708 CONN 45N1685-2  
LOC T4J 755 CONN 45N1612-2  
- NV - 3B

CND: 1G1525B,1VC1698B,1G1602,1VC2661  
TRY: 268,251

QA=P  
PA  
2-15-84

**PULL** QC&R  
JUN 20 1984  
S

INFORMATION ONLY

WBNP-QCP-3.5

CABLE PULL INSTRUCTIONS

MAXIMUM ALLOWABLE PULL TENSION \_\_\_\_\_ LBS.

ROPE PULL DEVICE SIZE \_\_\_\_\_  YES  NO

POWER ASSIST PULL REQ'D.  YES  NO

SPECIAL PULL INSTRUCTIONS: WBFIE- \_\_\_\_\_

DATA BY \_\_\_\_\_ DATE: \_\_\_\_\_

CABLE PULL DATA

START FT MK \_\_\_\_\_ STOP FT MK \_\_\_\_\_

REEL \_\_\_\_\_ INST LENGTH \_\_\_\_\_

FOREMAN \_\_\_\_\_

ENGINEER \_\_\_\_\_

1-3G-47-217-B  
REV: RO CONDS 1-2C  
FROM 1-PNL-275-R70  
TO: 1-PNL-99-L116  
FOR: TRIP BUS B

77A  
54  
SIZE 12

INSTALLATION CABLE  
TYP WGB-1 LGTH 00582  
LOC C30 708 CONN 45N1624  
LOC A5V 782 CONN 45N1624  
NV 3B

CND: 1G15258, 1PS6218

TRY: 268, 2177, 2178, 2137, 2138, 2176, 2302, 2303, 2304, 2305, 2306, 2307, 2427, 2452, 2473, 2474, 2475, 2476, 2477, 2478, 2522, 2521, 2520, 2518, 2517, 2516, 2515, 2449, 2442, 2441, 2440

**PULL**

1173° Remounted  
on 02 4/81

st# - 01346 ser# 00450

INFORMATION ONLY

WBNP-QCP-3.5  
CABLE PULL INSTRUCTIONS

MAXIMUM ALLOWABLE PULL TENSION 105 LBS.

ROPE PULL DEVICE SIZE  YES  NO

POWER ASSIST PULL REQ'D.  YES  NO

SPECIAL PULL INSTRUCTIONS: WBFIE- NA

DATA BY: M. Gallaher DATE: 6-14-79

CABLE PULL DATA

START FT MK 01346 STOP FT MK 00450

REEL W15-2451 INST LENGTH 896

FOREMAN James P. [Signature] 3-27-79

ENGINEER [Signature] John D. [Signature]

7-6-81

CONDUIT 1M3380A

3M-43-2401-A

77A

1-43-2401-A	INSTALLATION CABLE
RI CO:DS 1-16C SIZE 12	TYPE GA LGTH 00514
1-PHL-43-L4481-A	CHR -2278727 CONN 45N1635-
1-PHL-43-L4831-A	CONN 45N1635-
H2 DET SYS	WV 3A

1VC3489A, 1M3380A

1903, 1904, 1908, 1902, 1921, 1941, 2443, 2444, 2445, 2425, 2261, 2257, 2298, 2422, 2472, 2473, 2474, 2498, 2507, 2536, 2535, 2534, 2427, 2401, 2283, 2244, 2285

**PULL**

00514  
 FEB 18 1982  
 DW

INFORMATION ONLY

WBNP-QCP-3.5  
CABLE PULL INSTRUCTIONS

MAXIMUM ALLOWABLE PULL TENSION 840 LBS.

ROPE PULL DEVICE SIZE  YES  NO

POWER ASSIST PULL REQ'D.  YES  NO

SPECIAL PULL INSTRUCTIONS: WBFIE- N/A

DATA BY: D. Ray DATE: 3-9-79

CABLE PULL DATA

START FT MK 00358 STOP FT MK 00898  
 REEL WB 45874 INST LENGTH 540  
 FOREMAN Harold Bagford  
 ENGINEER Harry L. Hill  
 4-27-79



1-  
2-3M-43-2402-H

2402 6-11-83  
2412  
77A

41-41-2452-A  
RI COIDS 1-7C SIZE 10  
211-43-L445/-A  
1-41L-43-L403/-A  
212-43-127 SYS

INSTALLATION CABLE  
TYPE  
LGTH 00514  
CONN 45N1635-  
CONN 45N1635-  
LV 3A

1VC3489A, 1M3360A  
1905, 1904, 1903, 1902, 1921, 1901, 2043, 2044, 2045, 2425, 2261, 2  
2250, 2398, 2422, 2472, 2473, 2474, 2455, 2527, 2536, 2535, 2534, 2  
2429, 2401, 2283, 2224, 2265

**PULL**

REC'D  
FEB 13 1982  
AW

INFORMATION  
ONLY

WBNP-QCP-3.5  
CABLE PULL INSTRUCTIONS

MAXIMUM ALLOWABLE PULL TENSION 583 LBS.

ROPE PULL DEVICE SIZE  YES  NO

POWER ASSIST PULL REQ'D.  YES  NO

SPECIAL PULL INSTRUCTIONS: WBFIE- N/A

DATA BY: D. Ray DATE: 3-9-77

CABLE PULL DATA  
START FT MK 10931 STOP FT MK 10392  
REEL WB 3398 INST LENGTH 539  
FOREMAN Herold  
ENGINEER Harry L. Hill  
4-27-79

1-3M-43-2407-A

77A

3M-43-2407-A  
EY: P2 CD:DS 1-9C SIZE 12  
RMM 1-PNL-270-110/2  
Q: 1-PNL-43-L483/-A  
OR: LOCA H2 CNTMT NON IND

INSTALLATION CABLE  
TYP UGH LGTH 00248  
LOC CSP 755 CONN 45W1649-  
LOC ABC 757 CONN 45N1635-  
NV 3A

NO: 1FLC2396A, 1H3380A

RY: 109, 110, 2223, 2200, 2222, 2330, 2320, 2279, 2260, 2313, 2314, 228  
2284, 2285

**PULL**

FEB 25 1982  
4-787  
4-437  
4-406  
4-018  
4-441  
Dul

INFORMATION -  
ONLY

WBNP-QCP-3.5

CABLE PULL INSTRUCTIONS

MAXIMUM ALLOWABLE PULL TENSION 472 LBS.

ROPE PULL DEVICE SIZE  YES  NO

POWER ASSIST PULL REQ'D.  YES  NO

SPECIAL PULL INSTRUCTIONS: WBFIE- N/A

DATA BY: J. Ray DATE: 1-18-80

CABLE PULL DATA

START FT. MK 37218 STOP FT MK 37518

REEL WB1895 INST LENGTH 300'

FOREMAN Julian G. Chesser

ENGINEER CRS 2-21-80 W. [Signature]

CONDUIT (PLC61D)

1-2PM-63-3870-D WP 4136

M-63-3870-D	77B	INSTALLATION CABLE	ACTY=
02	SIZE 16	TYP WVA	LGTH 00798A
1-PNL-63-L344-D		LOC Y-RWT1729	
1-PNL-99-R3		LOC CSP 708	
INST LOOP 913			

1PLC26D, 1PLC61D, 1PM6476D, 1PM7260D, 1PM6223D, 1PM6188D

1, 2 CYS 4-12-84  
TYPE CABLE

**PULL** **QC&R**  
APR 12 1984

**QC&R**  
APR 11 1984

ONLY  
INFORMATION

NCR 5394 no certification  
10' ft spliced onto existing cables

WENB-00005  
CABLE PULL REGULATIONS

Maximum Allowable Pull Tension 40 lbs.

Force Not Exceeds  Yes  No

Force Not Exceeds  Yes  No

Force Not Exceeds  Yes  No

Chm NA  
4-5-84

CABLE PULL DATA

START FT. MK 79758 STOP FT. MK 79778

REEL 12687 INST LENGTH 10' + existing cable

FOREMAN William A. Williams

ENGINEER [Signature]

INFORMATION  
ONLY



CONDUIT IPLC62E

1-2PM-63-3877-E  
REV: 00 CONDS 01-2C  
FROM: 1-PNL-63-L453-E  
TO : 1-PNL-99-R7  
FOR : INST LOOP 914

54 77A  
SIZE 16

INSTALLATION CABLE  
TYP WVA LGTH 004  
LOC YWST729. CONN 45N 52-3  
LOC CSP 708 CONN 45N 52-3  
NV 2E

TRY: 1,2  
CND: -1PLC62E, 1PM7261E, 1PM6216E, 1PM6209E

QC&R  
MAR 7 1982

PULL  
QC&R  
AUG 9 1983

Reinstallation OK:  
1-19-80  
M

SET 25448 ST.# 2657

INFORMATION ONLY

WBNP-QCP-3.5

CABLE PULL INSTRUCTIONS

MAXIMUM ALLOWABLE PULL TENSION 42 LBS.

ROPE PULL DEVICE SIZE  YES  NO

POWER ASSIST PULL REQ'D.  YES  NO

SPECIAL PULL INSTRUCTIONS: WBFIE- NIA

025448 WBS527  
CABLE PULL DATA DATA BY: D.R. McNeil DATE: 8-21-79  
START FT MK 25448 STOP FT MK 26978  
REEL WFA-2527 INST LENGTH 486  
FOREMAN [Signature] 8-28-79  
ENGINEER [Signature] 8-29-79  
E.J.K. Bernard Smith 8-28-79

1-2PM-63-3877-E *WP 3/27/84*

*WP 4136 3/27/84*

2PM-63-3877-E *85*

77B

INSTALLATION CABLE

V: 01

SIZE 16

TYP WVA

LGTH 00786A

OM: 1-PNL-63-L453-E

LOC Y-RJST729

: 1-PNL-99-R7

LOC C5P 708

R: INST LOOP 914

D: 1PLC38E, 1PLC62E, 1PM7261E, 1PM6216E, 1PM6209E

Y: 1, 2 *375 4-12-84*

TYPOGRAPHICAL ERRORS

**PULL**  
QC&R  
APR 12 1984

QC&R  
APR 11 1984

INFORMATION ONLY

NCR 5394 NO CERTIFICATION

10' SLICE ONTO EXISTING CABLE *3-23-84*

WEIR: QCP-35

CABLE PULL INSTRUCTIONS

Maximum Allowable Pull Tension 40 lbs

Use Pull Device X

Special Pull Instructions X

Date by Chm Date 4-5-84

CABLE PULL DATA

START FT MK 78704 STOP FT MK 78714

REEL 12687 INST LENGTH 10' + EXISTING CABLE

FOREMAN William B. Jones

ENGINEER J. Buchanan

1-2PM-63-3877-E <sup>V04136</sup> DATE 101/10/85 778 INSTALLATION CABLE ACTY=XX XX  
 REV: R1. CONDS 1-2C SIZE 16 TYP HVA LGTH 00796  
 FROM: 1-PNL-63-L4531-E LOC Y-RWST729 CONN 45N1635-92  
 TO: 1-PNL-99-R7 LOC C5P 708 CONN 45N1662-3  
 FCR: INST LOOP 914 NV 2E  
 ECN: 4381 CBL MAX.PULL 0040 MIN.BEND 0004.644 QABQ

CND: 1PLC38E, 1PLC62E, 1PM7261E, 1PM6216E, 1PM6209E  
 TRY: 1,2

QCR  
 FEB 11 1985  
*aw*

**PULL**

INFORMATION ONLY

NCR 5394 1-2PM-63-3877-E 778 **LOP**  
 WBNP-QCP-3.5

10' splice onto existing cable  
 E.J.B. 3-23-84 CABLE PULL INSTRUCTIONS

MAXIMUM ALLOWABLE PULL TENSION ON FRONT LBS.

ROPE PULL DEVICE SIZE  YES  NO

POWER ASSIST PULL REQ'D.  YES  NO

SPECIAL PULL INSTRUCTIONS: WBFI-E-MA

DATA BY: C. McLaughlin DATE JAN 14 1985

CABLE PULL DATA  
 START FT MK 78704 STOP FT MK 78714  
 REEL 12687 INST LENGTH 10' Added  
 FOREMAN William R. Hudson  
 ENGINEER E. J. Buchanan 3-23-84

DYNAMOMETER NO. Pushed Thru  
 MEASURED BEND RADIUS 191A  
 INSP PER QCP-3.05 REV

By Admitta 11/6/85  
 Ho from a file copy



1-2PM-63-3877-E

1-2PM-63-3877-E      DATE: 06/05/84      778      INSTALLATION CABLE ACTY=XX XX  
 R1      CONDS      1-2C      SIZE 16      TYP WVA      LGTH 00796  
 FROM: 1-PNL-63-L453/-E      LOC Y-RH ST729      CONN 43N1635-92  
 TO: 1-PNL-99-R7      LOC CSP 708      CONN 43N1662-3  
 FROM: INST LOOP 914      NV 2E  
 FROM: 4281      CBL MAX.PULL 0040      MIN.BEND 0004.644      QA#Q

CODE: 1PLC38E, 1PLC62E, 1PM7261E, 1PM6216E, 1PM6209E

TRV: 1/2

DOCUMENTATION UP-DATE ONLY

NO ADDITIONAL WORK OR REWORK  
REQUIRED FOR THIS DOCUMENT

Sign: M. Madley      DATE: 4-11-84

**PULL**

INFORMATION  
ONLY

WBNP-QCP-3.5

CABLE PULL INSTRUCTIONS

MAXIMUM ALLOWABLE PULL TENSION \_\_\_\_\_ LBS.

ROPE PULL DEVICE SIZE \_\_\_\_\_  YES  NO

POWER ASSIST PULL REQ'D  YES  NO

SPECIAL PULL INSTRUCTIONS: WBF-E- \_\_\_\_\_

DATA BY: MIA      DATE: \_\_\_\_\_

CABLE PULL DATA

START FT MK \_\_\_\_\_ STOP FT MK \_\_\_\_\_  
 REEL \_\_\_\_\_ INST LENGTH \_\_\_\_\_  
 FOREMAN \_\_\_\_\_  
 ENGINEER \_\_\_\_\_

CONDUIT 1PLC 63G

WPA 136

Conduit 1-2PLC -

207-23-6

1-2PM-63-3887-G

77 B

INSTALLATION CABLE ACTY

REV: 01 CONDS: 1-2C

SIZE 16

TYP WVA

LGTH 812

FROM: 1-PNL-63-L345-G

LOC Y-EWT1729

CONN 45W1635-76

TO: 1-PNL-99-R28

LOC CSP 708

CONN 45N1664-3

FOR:

NV 2G

ECN:

CBL MAX. PULL 40

MIN/BEND 4.644

QA Q

CND: 1PLC32G, 1PLC63G, 1PM6351G, 1PM7263G, 1PM6218G, 1PM6151G

TRY: 1,2

**PULL**



NCR 5394 no certification  
10' splice added to  
existing cable

WBNF-QCP-3.5

CABLE PULL INSTRUCTIONS

Maximum Allowable Pull Tension on flat lbs.

Rope Pull Device Size  Yes  No

Power Assist Pull Req'd.  Yes  No

Special Pull Instructions: WBFI-E- NA

Date By: cfm Date: 3-21-84

CABLE PULL DATA

START FT MK 78728 STOP FT MK 78738

REEL 12657 INST LENGTH 10'

FOREMAN William R. Hudson

ENGINEER ST Buchanan

INFORMATION ONLY

CONDUIT 1PLC82B

59064 5932

1-2PM-67-2445-B  
REV: RO CONDS 1-2C  
FROM 1-PNL-67-L223/-B  
TO: 1-PNL-275-R131/-3  
FOR: INST LOOP 67-62

77A  
54  
SIZE 16

INSTALLATION CABLE  
TYP WVA LGTH 00555  
LOC Y-PRT1715 CONN 45W1672  
LOC C4P 708 CONN 45N1635  
NV 2

CND: 1PLC82B, 1PM73849, 1PM73868, OMC947B, OMC947B, OMC869B, OMC869B, OMC924B

TRY:

**PULL**

*[Handwritten signature]*  
1982

INFORMATION ONLY

WBNP-QCP-3.5

CABLE PULL INSTRUCTIONS

MAXIMUM ALLOWABLE PULL TENSION 42 LBS.

ROPE PULL DEVICE SIZE  YES  NO

POWER ASSIST PULL REQ'D.  YES  NO

SPECIAL PULL INSTRUCTIONS: WBF1-E- NA

DATA BY: M. Gallaher DATE: 10-19-79

CABLE PULL DATA

START FT MK 59064 STOP FT MK 5932

REEL WB-2509 INST LENGTH 268

FOREMAN [Signature]

ENGINEER [Signature]



1-2PM-67-2445-B

WORK PLAN 3449

M-67-2445-B	77B	INSTALLATION CABLE	ACTY=XXX
RO CONDS 1-2C	SIZE 16	TYP WVA	LGTH 00768
1-PNL-67-L2231-A		LCC Y-PT11715	CCNN 45W1635-75
1-PNL-275-R1311-B		LCC C4P 7C8	CCNN 45W1672-1
INST LOOP 67-62		NV	2
CBL MAX.PULL 0040		CBL MIN.BEND	0001.356

1PLC82B, 1PM7384B, 1FM7386B, 0MC547B, 0MC94CB, 0MC869B, 0MC88GB, 0MC924B

PULL

SUPPLEMENTAL DOCUMENTATION

INFORMATION ONLY

1-2PM-67-2445-B

77B

WBNP-QCP-3.5

CABLE PULL INSTRUCTIONS

MAXIMUM ALLOWABLE PULL TENSION 40 LBS.

ROPE PULL DEVICE SIZE  YES  NO

POWER ASSIST PULL REQ'D.  YES  NO

SPECIAL PULL INSTRUCTIONS: WBF1-E- N/A

DATA BY: Thomas Lee DATE: 11-26-83

CABLE PULL DATA

START FT MK NA STOP FT MK NA  
REEL NA INST LENGTH NA

FOREMAN Clayton  
ENGINEER Clayton 11/1/84

77A CONDUIT 1PLC279B

1-4PL-78-4895-B  
REVI R3 CONDS 3-1C SIZE 54 4/0  
FROM 1-BD-212-82/9A-B  
TO: 0-MTR-78-9/-B  
FOR: SPENT FUEL PIT PMP B-B

INSTALLATION CABLE  
TYP WDK LGTH 00565  
LOC A2R 757 CONN 6947D39  
LOC A11W 737 CONN 45W1748  
RV 4B

CND: APLC2548B, 1PLC279B

1333B

FEB 1 1978

TRY: 2209, 2210, 2185, 2186, 2187, 2188, 2189, 2190, 2191, 2192, 2193, 94  
2148, 2113, 2124, 2125, 2126, 2152, 2153, 2137, 2138, 2134, 2135, 36  
2150

**PULL**

INFORMATION ONLY

WBNP-QCP-3.5

CABLE PULL INSTRUCTIONS

MAXIMUM ALLOWABLE PULL TENSION 1693 LBS.

ROPE PULL DEVICE SIZE  YES  NO

POWER ASSIST PULL REQ'D.  YES  NO

SPECIAL PULL INSTRUCTIONS: WBF-E. N/A

DATA BY: D. R. McNeil DATE: NOV 22 1978

CABLE PULL DATA

START FT MK 21218 STOP FT MK 20704

REEL WB 1431 INST LENGTH 1552

FOREMAN [Signature]

ENGINEER [Signature]

START 45278 SP. 44760  
WB 1432

START. 43142 SP. 42622  
WB 1448

1-4PL-78-4895-B  
REVI R4 CONDS 3-1C SIZE 4/0  
FROM 1-80-212-82/9A-B  
TO: 0-MTR-78-9/-B  
FOR: SPENT FUEL PIT PHP B-B

INSTALLATION CABLE  
TYP WDK LGTH 00565  
LOC A2R 757 CONN 6947039  
LOC A11W 737 CONN 45W1746  
NV 4B

CND: 1PLC2548B, 1PLC279B, 1PLC1333B

TRY: 2209, 2210, 2185, 2186, 2187, 2188, 2189, 2190, 2191, 2192, 2193, 94  
2148, 2113, 2124, 2125, 2126, 2152, 2153, 2137, 2138, 2134, 2135, 36  
2150

**PULL**

INFORMATION  
ONLY

WBNP-QCP-3.5

CABLE PULL INSTRUCTIONS

MAXIMUM ALLOWABLE PULL TENSION \_\_\_\_\_ LBS.

ROPE PULL DEVICE SIZE \_\_\_\_\_  YES  NO

POWER ASSIST PULL REQ'D.  YES  NO

SPECIAL PULL INSTRUCTIONS: WBF1-E- \_\_\_\_\_

DATA BY: \_\_\_\_\_ DATE: \_\_\_\_\_

CABLE PULL DATA

START FT MK \_\_\_\_\_ STOP FT MK \_\_\_\_\_

REEL \_\_\_\_\_ INST LENGTH \_\_\_\_\_

FOREMAN \_\_\_\_\_

ENGINEER \_\_\_\_\_



CONDUIT 1PLC282B

1-4PL-30-3041-B	5477A	INSTALLATION CABLE	
REV: RO CONDS 1-3C	SIZE 10	TYP WLC	COFH 00655
FROM 1-MCC-214-B1/9A-B		LOC A3R	757 CORN 45B1772 A
TO: 1-MTR-80-176/-B		LOC A5V	676 CORN 45B1772 A
FOR: RHR PHP B-B RM CLR FAN SUP			NV 4B

CNDI 1PLC27748, 1PLC282B

TRYI 2219, 2187, 2188, 2189, 2190, 2191, 2192, 2193, 2194, 2148, 2113, 12  
 2111, 2063, 2030, 2029, 2028, 2027, 2006, 2001, 2002, 2003, 2004, 05  
 2006, 2007, 2008

# PULL

INFORMATION ONLY

WBNP-QCP-3.5

### CABLE PULL INSTRUCTIONS

MAXIMUM ALLOWABLE PULL TENSION 250 LBS.

ROPE PULL DEVICE SIZE  YES  NO

POWER ASSIST PULL REQ'D.  YES  NO

SPECIAL PULL INSTRUCTIONS: WBFIE. N/A

DATA BY: D.R. McNeil DATE NOV 22 1978

#### CABLE PULL DATA

START FT MK 05260 STOP FT MK 06504

REEL WB 6844 INST LENGTH 756'

FOREMAN George F. Schaefer

ENGINEER Ray Pittman

1-4PL-215-4976-A 54 77A INSTALLATION CABLE  
 REV: R1 CONDS 3-1C SIZE 400 TYP WDD LGTH 01023  
 FROM 1-PD-212-A1/8D-A LOC ALT 797 CONN 6947D1  
 TO: 1-MCC-215-42/1A2-A LOC D-BR1A760 CONN 45B176  
 FOR: DSL AUX BD A2-A ALT FDR SCHM

CND: 1PLC2801A, 1PLC2622A

2127  
 TRY: 2126, 2125, 3874, 3555, 3563, 2571, 3579, 3587, 3595, 3603, 3611, 19  
 3963, 3947, 3934, 3933, 3932, 3931, 3960

*order*  
*correct faulting*

# PULL

5 1982  
 R-B-P

INFORMATION ONLY

	Start	Stop
WB 1647	79842	79712
W 1648	89969	89936
W 1646	82119	80988

WBNP-QCP-3.5

### CABLE PULL INSTRUCTIONS

MAXIMUM ALLOWABLE PULL TENSION 3200 LBS.

ROPE PULL DEVICE SIZE  YES  NO

POWER ASSIST PULL REQ'D.  YES  NO

SPECIAL PULL INSTRUCTIONS: WBF1-E. N/A

DATA BY: D. Ray DATE: 7-6-78

#### CABLE PULL DATA

START FT MK See above STOP FT MK See above  
 REEL See above INST LENGTH 3392  
 FOREMAN James R. ...  
 ENGINEER Raymond L. ...

1-4PL-215-4976-A

1-4PL-215-4976-A

54 77A

EV: R3 CONDS 3-1C SIZE 400  
FROM: 1-ED-212-A1/8D-A  
TO: 1-MCC-215-A2/1A2-A  
OR: 1SL 4UX BD A2-A ALT FDP

INSTALLATION CABLE  
TYP WDU LGTH 03392  
LCC ALT 757 CONN 6947D12  
LCC 0-6R1A76C CONN 45B176  
NV 4A

UNO: 1PLC2801A, 1PLC2810A, 1PLC2672A

TR.: 2127, 2126, 2125, 3874, 3555, 3553, 3571, 3579, 3587, 3595, 3603, 11  
3619, 3963, 3947, 3934, 3933, 3932, 3931, 3960

FEB 15 1999

**PULL**

INFORMATION ONLY

WBNP-QCP-3.5  
CABLE PULL INSTRUCTIONS

MAXIMUM ALLOWABLE PULL TENSION \_\_\_\_\_ LBS.

ROPE PULL DEVICE SIZE \_\_\_\_\_  YES  NO

POWER ASSIST PULL REQ'D.  YES  NO

SPECIAL PULL INSTRUCTIONS: WBF1-E- \_\_\_\_\_

DATA BY: \_\_\_\_\_ DATE: \_\_\_\_\_

CABLE PULL DATA

START FT MK \_\_\_\_\_ STOP FT MK \_\_\_\_\_

REEL \_\_\_\_\_ INST LENGTH \_\_\_\_\_

FOREMAN \_\_\_\_\_

ENGINEER \_\_\_\_\_