King George

2002 CENSUS DATA:						
No. Farms	Acres In Farms	Harvested Cropland	--Cash Receipts *($1,000)*-- Crops	Livestock	Total	Rank
169	31,888	11,746	2,338	631	2,970	88

CROPS: 2004	ACRES	YIELD	PROD.	RANK
Corn for grain, Bu.....	4,100	145	594,500	32
Corn for silage, Tons.....	*	*	*	*
Soybeans, Bu.....	5,800	42	243,600	30
Wheat for grain, Bu.....	1,200	58	69,600	33
Barley for grain, Bu.....	700	68	47,600	17
All Hay	6,000	2.3	13,800	61
Alfalfa Hay, Tons.....	*	*	*	*
Other Hay, Tons.....	*	*	*	*
Flue-Cured Tob, Lbs.....	*	*	*	*
Burley Tob, Lbs.....	*	*	*	*
Fire-Cured Tob, Lbs.....	*	*	*	*
Sun-Cured Tob, Lbs.....	*	*	*	*
Peanuts, Lbs.....	*	*	*	*
Cotton, Lbs and Bales.....	*	*	*	*
Apples, 42# Box, thous..	*	*	*	*
Grapes, Tons	32	*	44	17

LIVESTOCK:	NUMBER	RANK
Jan 1, 05 All Cattle & Calves....	2,700	70
Jan 1, 05 Beef Cows.....	1,500	67
Jan 1, 05 Milk Cows.....	*	*
Jan 1, 05 All Sheep & Lambs.....	*	*

King William

2002 CENSUS DATA:						
No. Farms	Acres In Farms	Harvested Cropland	--Cash Receipts *($1,000)*-- Crops	Livestock	Total	Rank
135	61,370	33,563	12,692	1,702	14,395	47

CROPS: 2004	ACRES	YIELD	PROD.	RANK
Corn for grain, Bu.....	13,500	159	2,146,500	5
Corn for silage, Tons.....	*	*	*	*
Soybeans, Bu.....	15,500	40	620,000	13
Wheat for grain, Bu.....	6,100	62	378,200	9
Barley for grain, Bu.....	2,200	93	204,600	3
All Hay	1,800	2.2	3,960	75
Alfalfa Hay, Tons.....	*	*	*	*
Other Hay, Tons.....	*	*	*	*
Flue-Cured Tob, Lbs.....	*	*	*	*
Burley Tob, Lbs.....	*	*	*	*
Fire-Cured Tob, Lbs.....	*	*	*	*
Sun-Cured Tob, Lbs.....	*	*	*	*
Peanuts, Lbs.....	*	*	*	*
Cotton, Lbs and Bales.....	*	*	*	*
Apples, 42# Box, thous..	*	*	*	*
Grapes, Tons	*	*	*	*

LIVESTOCK:	NUMBER	RANK
Jan 1, 05 All Cattle & Calves....	2,600	71
Jan 1, 05 Beef Cows.....	900	74
Jan 1, 05 Milk Cows.....	500	42
Jan 1, 05 All Sheep & Lambs.....	*	*

Lancaster

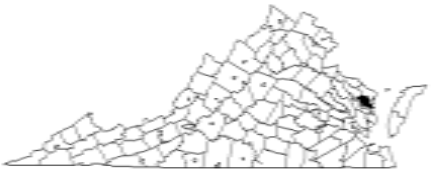

2002 CENSUS DATA:						
No. Farms	Acres In Farms	Harvested Cropland	--Cash Receipts *($1,000)*-- Crops	Livestock	Total	Rank
61	12,453	9,102	2,193	71	2,265	93

CROPS: 2004	ACRES	YIELD	PROD.	RANK
Corn for grain, Bu.....	6,400	153	979,200	22
Corn for silage, Tons.....	*	*	*	*
Soybeans, Bu.....	7,600	37	281,200	25
Wheat for grain, Bu.....	3,300	48	158,400	19
Barley for grain, Bu.....	1,100	67	73,700	14
All Hay	*	*	*	*
Alfalfa Hay, Tons.....	*	*	*	*
Other Hay, Tons.....	*	*	*	*
Flue-Cured Tob, Lbs.....	*	*	*	*
Burley Tob, Lbs.....	*	*	*	*
Fire-Cured Tob, Lbs.....	*	*	*	*
Sun-Cured Tob, Lbs.....	*	*	*	*
Peanuts, Lbs.....	*	*	*	*
Cotton, Lbs and Bales.....	*	*	*	*
Apples, 42# Box, thous..	*	*	*	*
Grapes, Tons	*	*	*	*

LIVESTOCK:	NUMBER	RANK
Jan 1, 05 All Cattle & Calves....	*	*
Jan 1, 05 Beef Cows.....	*	*
Jan 1, 05 Milk Cows.....	*	*
Jan 1, 05 All Sheep & Lambs.....	*	*

Lee

2002 CENSUS DATA:						
No. Farms	Acres In Farms	Harvested Cropland	--Cash Receipts *($1,000)*-- Crops	Livestock	Total	Rank
1,103	128,042	24,906	5,448	6,669	12,117	52

CROPS: 2004	ACRES	YIELD	PROD.	RANK
Corn for grain, Bu.....	600	100	60,000	67
Corn for silage, Tons.....	*	*	*	*
Soybeans, Bu.....	*	*	*	*
Wheat for grain, Bu.....	*	*	*	*
Barley for grain, Bu.....	*	*	*	*
All Hay	26,000	2.7	70,200	13
Alfalfa Hay, Tons.....	1,500	3.4	5,100	29
Other Hay, Tons.....	24,500	2.7	65,100	12
Flue-Cured Tob, Lbs.....	*	*	*	*
Burley Tob, Lbs.....	1,115	1,695	1,890,000	2
Fire-Cured Tob, Lbs.....	*	*	*	*
Sun-Cured Tob, Lbs.....	*	*	*	*
Peanuts, Lbs.....	*	*	*	*
Cotton, Lbs and Bales.....	*	*	*	*
Apples, 42# Box, thous..	*	*	*	*
Grapes, Tons	*	*	*	*

LIVESTOCK:	NUMBER	RANK
Jan 1, 05 All Cattle & Calves....	25,000	25
Jan 1, 05 Beef Cows.....	13,000	18
Jan 1, 05 Milk Cows.....	*	*
Jan 1, 05 All Sheep & Lambs.....	*	*

Loudoun

2002 CENSUS DATA:						
No. Farms	Acres In Farms	Harvested Cropland	--Cash Receipts *($1,000)*-- Crops	Livestock	Total	Rank
1,516	164,753	64,491	19,099	19,581	38,680	12

CROPS: 2004	ACRES	YIELD	PROD.	RANK
Corn for grain, Bu.....	4,600	120	552,000	34
Corn for silage, Tons.....	700	17	11,900	44
Soybeans, Bu.....	4,300	45	193,500	33
Wheat for grain, Bu.....	2,200	40	88,000	27
Barley for grain, Bu.....	*	*	*	*
All Hay	55,000	1.6	88,000	9
Alfalfa Hay, Tons.....	2,300	2.6	5,980	26
Other Hay, Tons.....	52,700	1.6	82,020	7
Flue-Cured Tob, Lbs.....	*	*	*	*
Burley Tob, Lbs.....	*	*	*	*
Fire-Cured Tob, Lbs.....	*	*	*	*
Sun-Cured Tob, Lbs.....	*	*	*	*
Peanuts, Lbs.....	*	*	*	*
Cotton, Lbs and Bales.....	*	*	*	*
Apples, 42# Box, thous..	*	*	*	*
Grapes, Tons	203	*	283	3

LIVESTOCK:	NUMBER	RANK
Jan 1, 05 All Cattle & Calves....	27,000	21
Jan 1, 05 Beef Cows.....	13,000	18
Jan 1, 05 Milk Cows.....	*	*
Jan 1, 05 All Sheep & Lambs.....	2,000	8

Louisa

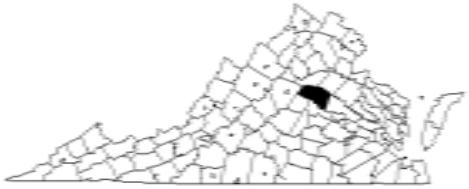

2002 CENSUS DATA:						
No. Farms	Acres In Farms	Harvested Cropland	--Cash Receipts *($1,000)*-- Crops	Livestock	Total	Rank
474	87,275	24,253	2,381	7,732	10,113	55

CROPS: 2004	ACRES	YIELD	PROD.	RANK
Corn for grain, Bu.....	2,400	135	324,000	36
Corn for silage, Tons.....	600	19	11,400	45
Soybeans, Bu.....	2,500	45	112,500	40
Wheat for grain, Bu.....	1,000	38	38,000	44
Barley for grain, Bu.....	*	*	*	*
All Hay	19,000	2.4	45,600	25
Alfalfa Hay, Tons.....	1,300	3.5	4,550	30
Other Hay, Tons.....	17,700	2.3	41,050	24
Flue-Cured Tob, Lbs.....	*	*	*	*
Burley Tob, Lbs.....	*	*	*	*
Fire-Cured Tob, Lbs.....	*	*	*	*
Sun-Cured Tob, Lbs.....	26	2,070	53,800	1
Peanuts, Lbs.....	*	*	*	*
Cotton, Lbs and Bales.....	*	*	*	*
Apples, 42# Box, thous..	*	*	*	*
Grapes, Tons	20	*	18	21

LIVESTOCK:	NUMBER	RANK
Jan 1, 05 All Cattle & Calves....	16,000	38
Jan 1, 05 Beef Cows.....	8,000	38
Jan 1, 05 Milk Cows.....	600	35
Jan 1, 05 All Sheep & Lambs.....	*	*

Lunenburg

2002 CENSUS DATA:						
No. Farms	Acres In Farms	Harvested Cropland	--Cash Receipts *($1,000)*-- Crops	Livestock	Total	Rank
375	91,549	20,101	7,907	6,017	13,924	48

CROPS: 2004	ACRES	YIELD	PROD.	RANK
Corn for grain, Bu.....	*	*	*	*
Corn for silage, Tons.....	*	*	*	*
Soybeans, Bu.....	2,700	33	89,100	44
Wheat for grain, Bu.....	500	40	20,000	56
Barley for grain, Bu.....	*	*	*	*
All Hay	9,500	2.2	20,900	51
Alfalfa Hay, Tons.....	*	*	*	*
Other Hay, Tons.....	*	*	*	*
Flue-Cured Tob, Lbs.....	1,350	3,020	4,076,000	4
Burley Tob, Lbs.....	*	*	*	*
Fire-Cured Tob, Lbs.....	37	1,900	70,300	7
Sun-Cured Tob, Lbs.....	*	*	*	*
Peanuts, Lbs.....	*	*	*	*
Cotton, Lbs and Bales.....	*	*	*	*
Apples, 42# Box, thous..	*	*	*	*
Grapes, Tons	*	*	*	*

LIVESTOCK:	NUMBER	RANK
Jan 1, 05 All Cattle & Calves....	12,000	47
Jan 1, 05 Beef Cows.....	7,200	42
Jan 1, 05 Milk Cows.....	*	*
Jan 1, 05 All Sheep & Lambs.....	*	*

Madison

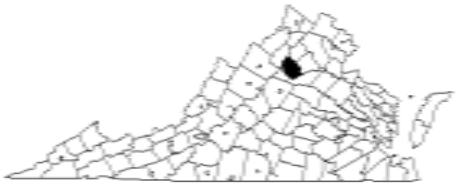

2002 CENSUS DATA:						
No. Farms	Acres In Farms	Harvested Cropland	--Cash Receipts *($1,000)*-- Crops	Livestock	Total	Rank
531	102,874	29,095	3,310	14,719	18,030	38

CROPS: 2004	ACRES	YIELD	PROD.	RANK
Corn for grain, Bu.....	6,000	128	768,000	26
Corn for silage, Tons.....	1,100	21	23,100	24
Soybeans, Bu.....	3,400	44	149,600	36
Wheat for grain, Bu.....	900	50	45,000	39
Barley for grain, Bu.....	*	*	*	*
All Hay	19,000	2.2	41,800	33
Alfalfa Hay, Tons.....	1,300	3.3	4,290	31
Other Hay, Tons.....	17,700	2.1	37,510	28
Flue-Cured Tob, Lbs.....	*	*	*	*
Burley Tob, Lbs.....	*	*	*	*
Fire-Cured Tob, Lbs.....	*	*	*	*
Sun-Cured Tob, Lbs.....	*	*	*	*
Peanuts, Lbs.....	*	*	*	*
Cotton, Lbs and Bales.....	*	*	*	*
Apples, 42# Box, thous..	*	*	*	*
Grapes, Tons	34	*	53	13

LIVESTOCK:	NUMBER	RANK
Jan 1, 05 All Cattle & Calves....	28,000	19
Jan 1, 05 Beef Cows.....	12,000	22
Jan 1, 05 Milk Cows.....	1,400	16
Jan 1, 05 All Sheep & Lambs.....	1,000	15