



Sibley

**Sibley
Memorial
Hospital**

5255 Loughboro Road NW
Washington DC 20016-2695
Telephone 202.537.4000
www.sibley.org

September 26, 2008

Licensing Assistant Section
Nuclear Materials Safety Branch
U.S. Nuclear Regulatory Commission
Region I
475 Allendale Road
King of Prussia, PA 19406-1415

RE: License Amendment request
Sibley Memorial Hospital
NRC-08-07398-03

03014754

RECEIVED
REGION I
2008 SEP 30 AM 10:51

License Reviewers:

Please amend the above reference license to add Dr. Stephen Thomas as an authorized user.

If additional questions or information is required, please contact Jordie Keck, RSO, at 202-243-5165 or Michele Loscocco, Health Physics Consultant, Krueger-Gilbert Health Physics, Inc., at 410-665-5447.

Sincerely,

Robert L. Sloan
President and CEO

cc: J. Keck
M. Loscocco
E. Prieto

142855
NRC/REGIONAL MATERIALS-002

Sep 25 08 02:51p
07/17/2008 13:23 FAX

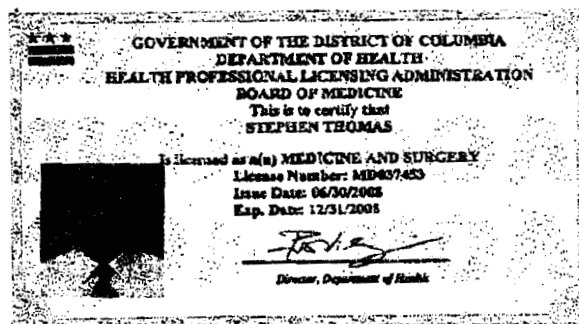
Laurie Davis
3012794489

410-643-6444
GCM CORPORATE OFFICE

p. 2
0001/0001

Congratulations!


Here is your wall license and pocket identification card. If this is your initial license, your wall certificate will arrive under separate cover. If this is your renewal license, this is the only document you will receive. You must display the wall license below with your original wall certificate to show that your status is current.



In order to be sure that your next renewal notice is sent to you correctly, please notify the District of Columbia Department of Health of your name or address changes by writing to:

Government of the District of Columbia
Department of Health
717 14th Street, NW - Suite 600
Washington, DC 20005

PLEASE CAREFULLY DETACH AT PERFORATION



**MEDICAL USE TRAINING AND EXPERIENCE
AND PRECEPTOR ATTESTATION**

APPROVED BY OMB: NO. 3150-0120
EXPIRES: 10/31/2008

PART I -- TRAINING AND EXPERIENCE

Note: Descriptions of training and experience must contain sufficient detail to match the training and experience criteria in the applicable regulation (10 CFR Part 35)

1. Name of Individual, Proposed Authorization (e.g., Radiation Safety Officer), and Applicable Training Requirements (e.g., 10 CFR 35.50)

STEPHEN THOMAS

2. For Physicians, Podiatrists, Dentists, Pharmacists -- State or Territory Where Licensed

MARYLAND, DISTRICT OF COLUMBIA

3. CERTIFICATION

- Provide a copy of the board certification. (Stop here if applying under 10 CFR Part 35, Subpart J or 35.590(a); continue if applying under other subparts.)
- Provide documentation in appropriate items 4 through 10 of training or clinical case work required by 35.50(e); 35.51(c); 35.290(c)(1)(ii)(G) for AU seeking 35.200 authorization; 35.390(b)(1)(ii)(G); 35.396(d)(1) and 35.396(d)(2); 35.590(c); or 35.690(c).
- Provide completed Part II Preceptor Attestation, Items 11a through 11d.
Stop here after completing items 3a, 3b, and 3c when using board certification to meet 10 CFR Part 35 training and experience requirements.

**4. INDIVIDUALS IDENTIFIED ON A LICENSE OR PERMIT AS RADIATION SAFETY OFFICERS (RSO),
AUTHORIZED USERS (AU), AUTHORIZED MEDICAL PHYSICISTS (AMP), OR
AUTHORIZED NUCLEAR PHARMACISTS (ANP) SEEKING ADDITIONAL AUTHORIZATIONS**

- Provide a copy of the license or broadscope permit listing the current authorization **and** (b) or (c)
- Complete items 6c (and 10 when training is provided by an RSO, AMP, ANP, or AU) and preceptor items 11b through 11d to meet requirements for: RSO in 35.50(c)(2) or 35.50(e); or AU in 35.290(c)(1)(ii)(G) or 35.390(b)(1)(ii)(G) or 35.590(c) or 35.690(c); or AMP under 35.51(c).
- Complete items 5, 6a, 6b, 10, and Preceptor items 11a through 11d to meet AU requirements in 35.396(a).

5. DIDACTIC OR CLASSROOM AND LABORATORY TRAINING (optional for Medical Physicists)

Description of Training	Location	Clock Hours	Dates of Training
Radiation Physics and Instrumentation			
Radiation Protection			
Mathematics Pertaining to the Use and Measurement of Radioactivity			
Radiation Biology			
Chemistry of Byproduct Material for Medical Use			
OTHER			

Stephen Thomas, MD

TRAINING

- Jul 2007 – Jun 2008 Northwestern University, Chicago IL
Fellowship in Body Magnetic Resonance Imaging
- Jul 2003 – Jun 2007 University of Pittsburgh, Pittsburgh PA
Radiology Residency
- Jul 2002 – Jun 2003 Albert Einstein Medical Center, Philadelphia, PA
Flexible/Transitional Year

EDUCATION

- Aug 1998 – Jul 2002 University of Pittsburgh, Pittsburgh, PA
Doctor of Medicine
- May 1993 – Sep 1997 Villanova University, Villanova, PA
Bachelor of Science
■ Magna Cum Laude

LICENSURE AND ACCREDITATION

- Diagnostic Radiology – American Board of Radiology (June 2007 – June 2017)
Illinois Medical License – Current
Maryland Medical License – Pending
Washington DC Medical License – Pending
Federation Credentials Verification Service (FCVS) – Current

PUBLICATIONS

Journals:

- **Thomas S**, Peel RL, Evans LE, Haarer KA. Best cases from the AFIP: Giant colonic diverticulum. Radiographics. 2006 Nov-Dec;26(6):1869-72.
- Mendez O, Kanai E, Abu-Elmagd K, McFadden K, **Thomas S**, Živković S. Granulomatous Amebic Encephalitis in a Multivisceral Transplant recipient. Eur J Neurol. 2006 Mar;13(3):292-5.
- Franco A, Vaughan KG, Vukcevic Z, **Thomas S**, Mazariegos GV. Gastric volvulus as a complication of liver transplant. Pediatric Radiology, Mar 2005;35:327-329.
- Cong WM, Bakker A, Swalsky PA, Raja S, Woods J, **Thomas S**, Demetris AJ, Finkelstein SD. Multiple genetic alterations involved in the tumorigenesis of human cholangiocarcinoma: a molecular genetic and clinicopathological study. J Cancer Res Clin Oncol. 2001;127(3):187-92.

Book Chapters:

- **Thomas S**, Armfield DR. (2008). Femoroacetabular Impingement. Musculoskeletal imaging case study book. McGraw-Hill publishing.
- **Thomas S**, Fukui MB, Seth R, Meltzer CC. (2006). Correlative Imaging in Neurology and Neurosurgery. Nuclear Medicine, 2nd edition. Elsevier Science.

Software:

- **Thomas S**, Blodgett T. Whole Body Pet Atlas Ver 1.0. WebMedEd Inc. (2005).
- **Thomas S**. TurboZip File Compression System for MS Windows (1996).

Oral Presentations:

- **Thomas S**, Sumkin JH. Evaluation of diffusion weighted MR imaging in differentiating benign from malignant breast lesions and axillary lymph nodes. Radiological Society of North America (2007).
- **Thomas S**, Branstetter BF. The Frequency of Persistent Metopic Suture on Adult Head CT. 44th American Society of Neuroradiology (2006).
- Crane KR, Branstetter BF, **Thomas S**, Chang PJ. Zero-Penalty Multimedia Authoring: How to Incorporate Images Into Your Report Without Slowing Down. 91st Scientific Assembly and Annual Meeting - Radiological Society of North America (2005).
- **Thomas S**, Kanal E. Pre-MRI Procedure Screening using Ferromagnetic detectors. 43rd American Society of Neuroradiology (2005).
- **Thomas S**, Blodgett T, McCook BM. Pitfalls of Interpreting Positron Emission Tomography Imaging without Fused Conventional Anatomical imaging. 53rd Association of University Radiologists (2005).

Poster Presentations:

- **Thomas S**, Alexander J, Deible CR, Lacomis JM. A Pictorial Review of Anomalous Central and Pulmonary Venous Anatomy Using 64-slice MDCT and MRI. Radiological Society of North America (2007).
- **Thomas S**, Bartoletti SC. Rib Fusion Following Thoracotomy for Ligation of Patent Ductus Arteriosus. Association of University Radiologists (2007).
- **Thomas S**, Kielman M, Haarer KA. Aorto-digestive fistula: A rare cause of gastrointestinal bleeding. American Society of Emergency Radiology (2006).
- **Thomas S**, Kassam AB, Rothfus WE. Neuroimaging of Endonasal Skullbase Surgery: An Expanding Frontier. Radiological Society of North America (2006).
- **Thomas S**, Blodgett T, McCook BM. Calcified lymph nodes as a cause of PET/CT artifacts. European Congress of Radiology (2005).
- Blodgett T, **Thomas S**, McCook BM. Combined F-18 fluorodeoxyglucose (FDG) PET/CT imaging in the chest: An atlas of benign and inflammatory causes of FDG accumulation. European Congress of Radiology (2005).

AWARDS RECEIVED

- Armed Forces Institute of Pathology - (Aug 2005).
- Phi Kappa Phi - Honor Society (1997).
- Sigma Theta Tau - Honor Society (1997).

**PROFESSIONAL
MEMBERSHIPS**

- American College of Radiology
- Radiological Society of North America
- American Roentgen Ray Society

The American Board of Radiology

*Organized through the cooperation of the
American College of Radiology, the American Roentgen Ray Society,
the American Radium Society, the Radiological Society of North America,
the Section on Radiology of the American Medical Association,
the American Society for Therapeutic Radiology and Oncology, the Association of
University Radiologists, and American Association of Physicists in Medicine*

Hereby certifies that

Stephen Thomas, M.D.

*Has pursued an accepted course of graduate study
and clinical work, has met certain standards and qualifications and
has passed the examinations conducted under the authority of*


The American Board of Radiology

On this sixth day of June, 2007

All Eligible

*Thereby demonstrating to the satisfaction of the Board
that he is qualified to practice the specialty of*

Diagnostic Radiology

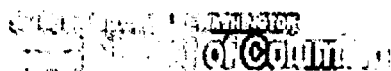


Ray O. Anderson, M.D.
President

Lith Eichen
Secretary-Treasurer

R.P. Hatten, M.D.
Executive Director



**Licensee Details**

Data current as of: June 4, 2008

STEPHEN THOMAS
[REDACTED]

[REDACTED]

Number:**Profession:**
MEDICINE**Type:**
MEDICINE AND SURGERY**Obtained By Method:**
Waiver of Examination**From State/Prov:****Issue Date:****Expiration Date:****Status:**
Pending**Specialty Information (as reported by Licensee)**

None

Discipline Information from 1996 to Present - Please click item(s) below to view public orders

NONE

Government of the District of Columbia
Citywide Call Center: (202) 727-1000[Telephone Directory by Topic](#) [Agencies](#) [DC Council](#) [Search](#) [Elected Officials](#)
[Feedback](#) [Accessibility](#) [Privacy & Security](#) [Terms & Conditions](#)John A. Wilson Building
1350 Pennsylvania Avenue, NW
Washington, DC 20004

**PERSONAL INFORMATION WAS REMOVED
BY NRC. NO COPY OF THIS INFORMATION
WAS RETAINED BY THE NRC.**

This is to acknowledge the receipt of your letter/application dated

9/26/08, and to inform you that the initial processing which includes an administrative review has been performed.

☒ Amendment C08-07398-03 There were no administrative omissions. Your application was assigned to a technical reviewer. Please note that the technical review may identify additional omissions or require additional information.

☐ Please provide to this office within 30 days of your receipt of this card

A copy of your action has been forwarded to our License Fee & Accounts Receivable Branch, who will contact you separately if there is a fee issue involved.

Your action has been assigned **Mail Control Number** 142855.
When calling to inquire about this action, please refer to this control number.
You may call us on (610) 337-5398, or 337-5260.