TABLE OF CONTENTS

2.7 HYDROLOGY 1
2.7.1 Surface Water 1
2.7.1.1 Drainage Basins 1
2.7.2 Ground Water 7
2.7.2.1 Regional Hydrogeology 8
2.7.2.2 Site Hydrogeology 11
2.7.2.3 Potentiometric Surface, Ground Water Flow Direction and 17
2.7.2.4 Site Specific Aquifer Properties 20
2.7.3 Water Quality 33
2.7.3.1 Surface Water Quality 33
2.7.3.2 Ground Water Quality 39
2.7.4 Water Rights 49
2.7.4.1 Surface Water Rights 49
2.7.4.2 Ground Water Rights 50
2.7.5 References 53

TABLE OF FIGURES

2.7-1 Antelope and JAB Uranium Project Site Location 2.7-A
2.7-2 Antelope and JAN Uranium Project Site Location within the Great Divide Basin 2.7-A
2.7-3 Arapahoe Creek Subwatershed 2.7-A
2.7-4 Lower Lost Creek Subwatershed 2.7-A
2.7-5 Osborne Draw Subwatershed 2.7-A
2.7-6 Upper Lost Creek Subwatershed 2.7-A
2.7-7 An estimate of the distribution of average monthly precipitation at Green River, WY (Mason and Miller, 2005), and the distribution of the occurrence of peak flow events at the Antelope and JAB Uranium Project (Lowham, 1976) 2.7-A
2.7-8 JAB Sampling Location Map 2.7-A
2.7-9 Antelope Sampling Location Map 2.7-A
2.7-10 Typical Well Completions 2.7-A
2.7-11 JAB Type Log 2.7-A
2.7-12 Antelope Type Log 2.7-A
2.7-13 Regional Groundwater Flow Ref. "Collentine et. al., 1981" 2.7-A
2.7-14 JAB Potentiometric Surface Map September 2007 ..... 2.7-A
2.7-15 Antelope Potentiometric Surface Map March-April 2008 ..... 2.7-A
2.7-16 Surface Water Sampling Site JAB SW-1 ..... 2.7-33
2.7-17 Surface Water Sampling Site JAB SW-4 ..... 2.7-34
2.7-18 Surface Water Sampling Site JAB SW-7 ..... 2.7-35
2.7-19 Antelope and JAB Surface water Trilinear Diagram 2.7-A
2.7-20 JAB Groundwater Trilinear Diagram 2.7-A
2.7-21 Antelope Groundwater Trilinear Diagram 2.7-A
2.7-22 Antelope and JAB Permitted Water Rights 2.7-A

TABLE OF TABLES

2.7-1 Drainage Basin Characteristics for the Antelope and JAB Uranium Project 2.7-4
2.7.-2 NHD Listed Surface Waterbodies in the Vicinity of the Antelope and JAB Uranium Project 2.7-4
2.7-3 Precipitation Values of Selected Durations and Recurrence Intervals for the Antelope and JAB Uranium Project 2.7-5
2.7-4 Basin Characteristic Regression Equations Used to Predict Peak Flows for the Antelope and JAB Uranium Project 2.7-6
2.7-5 Peak Flow Estimates for all Basins Pertinent to the Antelope and JAB Uranium Project 2.7-7
2.7-6 Well Completion Information 2.7-14
2.7-7 Head Difference of Underlying Aquifers from Overlying Aquifers – Antelope and JAB Uranium Project 2.7-19
2.7-8 Summary of Horizontal Aquifer Properties of the Production Sand in the JAB Project Area, Historic Aquifer Tests–Antelope and JAB Uranium Project 2.7-22
2.7-9 Summary of Horizontal Aquifer Properties of the Production Sand in the JAB Project Area – March-April 2008–Antelope and JAB Uranium Project 2.7-25
2.7-10 Summary of Horizontal Aquifer Properties of the Production Sand in the Antelope Project Area – March-April 2008 ..... 2.7-29
2.7-11 Surface Water Monitoring Parameters - Antelope and JAB Uranium Project 2.7-36
2.7-12 Surface Water Quality Summary – Antelope and JAB Uranium Project 2.7-38
2.7-13 Ground Water Sampling Parameters–Antelope and JAB Uranium Project 2.7-41

2.7-14 Summary of Water Quality Averages – Antelope and JAB Uranium Project 2.7-45

2.7-15 Summary of Active Surface Water Rights Within One-Half Mile of the Antelope/JAB Permit Boundary – Antelope and JAB Uranium Project 2.7-48

2.7-16 Re-permitted Wells Used by Uranium One – Antelope and JAB Uranium Project 2.7-51

LIST OF ADDENDUMS

2.7-A Water Level Data

2.7-B JAB Aquifer Test Data

2.7-C Antelope Aquifer Test Data

2.7-D Water Quality

2.7-E Water Rights

2.7 HYDROLOGY

2.7.1 Surface Water

For ease of review all figures associated with this section have been placed at the end of the section.

2.7.1.1 Drainage Basins

Data Sources

Drainage basin and surface water characteristics were determined by obtaining and analyzing two different publically available Geographic Information Systems (GIS) datasets. The U.S. Geological Survey (USGS), in conjunction with the United States Environmental Protection Agency (EPA), have created the National Hydrography Dataset (NHD). The NHD is a "comprehensive set of digital spatial data that contains information about surface water features such as lakes, ponds, streams, rivers, springs and wells. Within the NHD, surface water features are combined to form "reaches," which provide the framework for linking water-related data to the NHD surface water drainage network" (USGS and EPA, 2002). Data from the NHD were obtained at a 1:24,000 scale representing the highest resolution dataset that the USGS has to offer.

In addition, The United States Fish and Wildlife Service (FWS) have produced a classification of wetlands and deep water habitat. This information is available as a digital spatial dataset as the National Wetlands Inventory (NWI). The NWI was created to "provide the citizens of the United States and its Trust Territories with current geospatially referenced information on the status, extent, characteristics and functions of wetland, riparian, deepwater and related aquatic habitats in priority areas to promote the understanding and conservation of these resources" (FWS, 2007). Data from the NWI were obtained at a 1:100,000 scale.

Surface Drainage

The Antelope and JAB Uranium Project is located in the north central portion of the Great Divide Basin (USGS Hydrologic Unit Code (HUC) 14040200). The Great Divide Basin is a 3,875 square mile (mi^2) closed basin in south central Wyoming (Figure 2.7-1).

The Great Divide Basin has approximately 7,800 miles of stream with a mean channel gradient of 0.0001 ft/ft (Table 2.7-1). The maximum elevation in the Great Divide Basin is 9,980 feet above mean sea level (msl) and the bottom of the basin discharges at 6,398 feet msl.

The Antelope and JAB Uranium Project is also completely contained within the Lost Creek Watershed. The Lost Creek Watershed is 415 mi^2 in size and located in the north central portion of the Great Divide Basin (Figure 2.7-2). The Lost Creek Watershed has approximately 1,006 miles of stream with a mean channel gradient of 0.0003 (Table 2.7-1). Elevation in the Lost Creek Watershed ranges from 6,520 feet msl to 8,310 feet msl. Streams generally flow from north to south throughout the basin, with the exception of the southern portion of the watershed which flows north, draining to Lost Creek at the outlet of the Lower Lost Creek Watershed. Elevations in the Lost Creek Watershed range from 6,520 feet to 8,310 feet msl.

The Antelope and JAB Uranium Project is contained within four subwatersheds of the Lost Creek Watershed (Figure 2.7-2). The majority of the JAB site lies in the Arapahoe Creek Subwatershed (HUC 140402000102) with smaller portions in the Lower Lost Creek Subwatershed (HUC 140402000103), Upper Lost Creek Subwatershed (HUC 140402000101) and Osborne Draw Subwatershed (HUC 140402000104). The majority of the Antelope site lies in the Osborne Draw Subwatershed with a smaller portion in the Arapahoe Creek Subwatershed.

The Arapahoe Creek Subwatershed is located in the north central portion of the Lost Creek Watershed and has a drainage area of 57.7 mi^2 (Figure 2.7-2). The Arapahoe Creek Subwatershed has 198 miles of stream (Table 2.7-1). The average channel gradient is 0.0014 and 5.4% of the channel length is perennial. Elevation in the Arapahoe Creek Subwatershed ranges from 6,800 feet msl to 8,310 feet msl. West Arapahoe Creek, East Arapahoe Creek and Magpie Creek all have their headwaters in the northern portion of the Arapahoe Creek Subwatershed. These three tributaries join to form Arapahoe Creek which runs generally southwest through the watershed. The NWI identified 76 wetland or deep water habitats in the Arapahoe Creek Subwatershed, covering 81.5 acres (USFWS, 2007). One of the surface waters is listed as a freshwater forested or shrub wetland, 37 are listed as freshwater emergent wetlands, 13 as freshwater ponds and 25 as other. The NHD lists names for four of the surface waterbodies in the watershed: the Antelope, Baby Antelope, Cold Spring and Hadsell Reservoirs (Figure 2.7-3, Table 2.7-2).

The Lower Lost Creek Subwatershed is located in the northwestern portion of the Lost Creek Watershed and has a drainage area of 76.2 mi^2 (Figure 2.7-2). The Lower Lost Creek Watershed has 138 miles of stream (Table 2.7-1). The average channel gradient is 0.0013 and 23.7% of the stream length is perennial. Elevation in the Lower Lost Creek Subwatershed ranges from 6,520 feet msl to 7,440 feet msl. Lost Creek flows 25.4 miles from north to south through the watershed. The NWI identified 56 wetland or deep water habitats in the Lower Lost Creek Subwatershed, covering 134.8 acres (FWS, 2007). Eleven of the surface waters are listed as freshwater emergent wetlands, eight as freshwater ponds, three as riverine and 34 as other. The largest wetland, by far, is an 81.4 acre riverine wetland along Lost Creek in the lower portion of the watershed. The NHD

named a group of intermittent reservoirs (McKay Reservoirs) totaling two acres in size and located in the headwaters of the watershed (Figure 2.7-4, Table 2.7-2).

The Osborne Draw Subwatershed is located in the northeastern portion of the Lost Creek Watershed and has a drainage area of 72.3 mi^2 (Figure 2.7-2). The Osborne Draw Subwatershed has 253 miles of stream (Table 2.7-1). The average channel gradient is 0.0010 and less than 1% of the stream length is perennial. Elevation in the Osborne Draw Watershed ranges from 6,720 feet msl to 8,100 feet msl. The Osborne Draw Subwatershed does not contain any named streams or creeks. The NWI identified nine wetland or deep water habitats in the Osborne Draw Subwatershed, covering 7.5 acres (USFWS, 2007). Four of the surface waters are listed as freshwater emergent wetlands, two as freshwater ponds and three as other. The NHD lists names for two of the surface waters in the watershed: Dry Well Reservoir in the southeast and Osborne Reservoir in the western part of the watershed (Figure 2.7-5, Table 2.7-2).

The Upper Lost Creek Subwatershed is located between the headwaters of the Lower Lost Creek Subwatershed and the Arapahoe Creek Subwatershed, and has a drainage area of 47.5 mi^2 (Figure 2.7-2). The Upper Lost Creek Subwatershed has 253 miles of stream (Table 2.7-1). There are no perennial streams in this watershed, and the average stream channel gradient is 0.0005. Elevation in the Upper Lost Creek Subwatershed ranges from 6,800 feet msl to 7,281 feet msl. Lost Creek headwaters are located in the north-central portion of the watershed. The creek then runs east and turns south toward the basin outlet approximately halfway down the watershed. The NWI identified 52 wetland or deep water habitats in the Upper Lost Creek Subwatershed, covering 31.8 acres (USFWS, 2007). Nineteen of the surface waters are listed as freshwater emergent wetlands, six as freshwater ponds and 27 as other. The NHD lists the name for one of the surface waterbodies in the watershed; the Lost Creek Reservoir as an on-channel reservoir located just downstream from where Lost Creek turns from the east to the south (Figure 2.7-6, Table 2.7-2). The reservoir is classified as a combination of freshwater emergent wetland and freshwater pond.

Table 2.7-1 Drainage Basin Characteristics for the Antelope and JAB Uranium Project

Basin	Drainage Area (mi^2)	Channel Length (mi)	Elevation Differences (ft)	Channel (ft/mi)	Gradient (ft/ft)
Great Divide Basin	3875	7800	3582	0.5	0.0001
Lost Creek Watershed	415	1006	1790	1.8	0.0003
Arapahoe Creek Watershed	57.7	198	1510	7.6	0.0014
Lower Lost Creek Watershed	76.2	138	920	6.7	0.0013
Osborne Draw	72.3	253	1380	5.5	0.0010
Upper Lost Creek Watershed	47.5	181	480	2.7	0.0005

Table 2.7.-2 NHD Listed Surface Waterbodies in the Vicinity of the Antelope and JAB Uranium Project

Watershed	Waterbody	Size (acres)	Intermittent or Perennial
Arapahoe Creek	Antelope Reservoir	0.7	Intermittent
	Baby Antelope Reservoir	2.5	Intermittent
	Cold Spring Reservoir	2.5	Perennial
	Hadsell Reservoir	6.5	Intermittent
Lower Lost Creek	McKay Reservoirs	1.3	Intermittent
Osborne Draw	Dry Well Reservoir	0.6	Intermittent
	Osborne Reservoir	3.5	Intermittent
Upper Lost Creek	Lost Creek Reservoir	8.6	Intermittent
	Lost Creek Reservoir	1.0	Perennial

The Antelope and JAB Uranium Project Sites
The JAB site, the smaller of the two Antelope and JAB uranium sites at 6.3 mi^2, is the furthest west of the two. JAB contains 13 miles of intermittent streams, no perennial streams and no wetlands or surface waterbodies. The Antelope site is 16.5 mi^2 in size, located approximately 3.7 miles east of JAB. Antelope contains 64.7 miles of intermittent streams, no perennial streams and one 0.1 acre freshwater emergent wetland in the northeast portion of the site (Figure 2.7-5).

Precipitation
The Antelope and JAB Uranium Project is located entirely within Sweetwater County, Wyoming. The USGS released a publication in 2005 entitled the *Water Resources of Sweetwater County, Wyoming.* This publication presents some of the climate statistics for Sweetwater County. The Antelope and JAB Uranium Project site receives between 7 and 10 inches of precipitation each year (Mason and Miller, 2005). Green River, Wyoming is also located in Sweetwater County approximately 100 miles southwest of the Antelope and JAB Uranium Project at an elevation of 6,109 feet msl. Figure 2.7-7 presents both the average monthly precipitation totals as a percent of the annual for Green River (Mason and Miller, 2005) and the approximate distribution of peak flow events for the Antelope and JAB Uranium Project discussed in greater detail in the Surface Water Runoff section. Figure 2.7-7 indicates that peak flow events are generally the result of convective summer rainstorm events.

The Precipitation-Frequency Atlas of the Western United States, Volume II presents precipitation values for the 6-hour and 24-hour storm events at 2-, 5-, 10-, 25-, 50- and 100-year recurrence intervals (Miller et al., 1973). The precipitation values presented in this atlas for the Antelope and JAB Uranium Project are listed in Table 2.7-3.

Table 2.7-3 Precipitation Values of Selected Durations and Recurrence Intervals for the Antelope and JAB Uranium Project

Duration	2-year (in)	5-year (in)	10-year (in)	25-year (in)	50-year (in)	100-yer (in)
6-hour	0.7	1	1.1	1.4	1.6	1.8
24-hour	0.9	1.3	1.5	2	2.2	2.4

Surface Water Runoff
Peak flood estimates for all drainage basins pertinent to the Antelope and JAB Uranium Project were estimated following the basin characteristics method outlined in a document entitled *Peak-Flow Characteristics of Wyoming Streams* published by the USGS in 2003. The method presented in this investigation report used regression analysis to relate peak flow events to different basin characteristics for six different hydrologic regions in the state of Wyoming.

The state of Wyoming was divided into six different hydrologic regions based on differences in topography and climate. The Antelope and JAB Uranium Project is located in Hydrologic Region Six, which corresponds to the high desert region where peak flows primarily occur as the result of rainstorms. Table 2.7-4 presents a list of the regression equations and statistics for the determination of peak flow events in Hydrologic Region Six (Miller, 2003). Table 2.7-5 presents peak flow estimates for the 2-, 5-, 10-, 25-, 50- and 100-year events.

Table 2.7-4 Basin Characteristic Regression Equations Used to Predict Peak Flows for the Antelope and JAB Uranium Project*

Equation	SE_E (percent)	SE_P (percent)
$Q_{1.5} = 12.7(AREA^{0.626})((LAT-40)^{-1.18})$	66	72
$Q_2 = 22.2(AREA^{0.608})((LAT-40)^{-1.24})$	60	66
$Q_{2.33} = 28.1(AREA^{0.600})((LAT-40)^{-1.26})$	59	64
$Q_5 = 66.4(AREA^{0.567})((LAT-40)^{-1.35})$	53	59
$Q_{10} = 116(AREA^{0.544})((LAT-40)^{-1.40})$	52	57
$Q_{25} = 204(AREA^{0.520})((LAT-40)^{-1.44})$	52	58
$Q_{50} = 290(AREA^{0.504})((LAT-40)^{-1.46})$	53	60
$Q_{100} = 394(AREA^{0.489})((LAT-40)^{-1.47})$	56	63
$Q_{200} = 519(AREA^{0.476})((LAT-40)^{-1.48})$	59	67
$Q_{500} = 719(AREA^{0.459})((LAT-40)^{-1.49})$	64	73

* Equations for the estimation of peak flows in Hydrologic Region Six (Miller, 2003). SE_E is the standard error of the estimate and SE_p is the standard error of the prediction, in percent.

Table 2.7-5 Peak Flow Estimates for all Basins Pertinent to the Antelope and JAB Uranium Project*

Basin	Drainage Area (mi^2)	Latitude	$QPK_{(2)}$ (cfs)	$QPK_{(5)}$ (cfs)	$QPK_{(10)}$ (cfs)	$QPK_{(25)}$ (cfs)	$QPK_{(50)}$ (cfs)	$QPK_{(100)}$ (cfs)
Great Divide Basin	3875	41.8538129	1628	3125	4377	6159	7577	9038
Lost Creek Watershed	415	42.0086150	381	790	1161	1718	2187	2695
Arapahoe Creek Watershed	58	42.2235324	102	225	344	532	697	884
Lower Lost Creek Watershed	76	42.0068615	136	303	462	712	932	1178
Osborne Draw	72	42.1901992	119	261	397	611	799	1010
Upper Lost Creek Watershed	48	42.2235324	90	202	310	481	632	804

* Data covers 2-, 5-, 10-, 20-, 50- and 100-year recurrence interval events (Miller, 2003).

2.7.2 Ground Water

This section describes the regional and local ground water hydrology, including hydrostratigraphy, ground water flow patterns, hydraulic gradient and aquifer parameters. The information provided in this section satisfies the data requirements of NUREG 1569 and Regulatory Guide 3.46. The discussion is based on information from reports of investigations performed within the Great Divide Basin, previous investigations of the site, and the geologic information presented in Section 2.6. Additional site specific hydrogeologic data have been collected by Uranium One throughout 2007 and 2008.

Regional and site baseline water quality conditions and local ground water use are discussed in Sections 2.7.3 and 2.7.4, respectively.

2.7.2.1 Regional Hydrogeology

The JAB and Antelope sites are located in the north central portion of the Great Divide Basin in south-central Wyoming, south of the Sweetwater River and north of the Washakie Basin. The project site lies within the Upper Colorado River Basin Aquifer System as defined by the USGS (Whitehead, 1996). Within the project area, this aquifer system contains aquifers in the Quaternary, Lower Tertiary and Upper Cretaceous Formations. The Quaternary aquifer includes some discontinuous quaternary gravel deposits overlying the JAB site. The Lower Tertiary aquifers include the Battle Springs Formation and the Fort Union Formation. The Upper Cretaceous aquifers include the Lance/Fox Hills Formation, the Mesa Verde Formation and the Frontier Formation.
Significant historical studies on the aquifers within the Great Divide Basin have been completed by Welder and McGreevy, 1966; Fisk, 1967; and Collentine et al., 1981. The information in the following summaries on ground water flow and recharge as well as the descriptions of the major regional aquifers and aquitards was acquired from these three sources.

Ground Water Flow
Ground water flow is to the south to southwest from the project area towards the synclinal axis of the structurally closed Great Divide Basin. The basin is bordered by the Wind River Range and Granite Mountains to the north, the Rock Springs uplift to the west, the Rawlins uplift to the east, and the Wamsutter Arch to the south. Due to the closed nature of the basin, no precipitation is lost as runoff and little to no ground water is discharged out of the basin. Some ground water is lost from underflow into the Washakie Basin to the south, but since the exchange between the basins is so small they can be considered hydrologically separate. Most ground water loss is through transpiration and some through evaporation.

Recharge
Recharge to the basin is principally from outcrop related infiltration of snowmelt and early spring rains at the basin margins. In 1967, Fisk estimated an average recharge of about 3,000 gpm and that fresh water can be found to depths of 3,500 feet in the Tertiary deposits. This vast amount of water in storage is historic and thought to have accumulated during the Pleistocene. The water in storage is not stagnate but is transmitted at different rates through each water-bearing formation in the Great Divide Basin.

ISR mining is to be isolated within the Eocene Battle Springs Formation with cased and cemented wells. The closed Great Divide Basin will contain all hydrological impact from mining activities to the basin. Downward seepage from the Battle Springs Formation into the deeper Mesa Verde and Frontier Aquifer is not expected to occur due to the impermeable Lewis Shale aquitard which separates them.

Aquifers

Thick sequences of sediments containing several major and minor aquifers underlie the project area. In descending stratigraphic order, the aquifers include: Quaternary gravels, Eocene Battle Springs, Paleocene Fort Union, Upper Cretaceous Lance/Fox Hills, Cretaceous Mesa Verde, and the Cretaceous Frontier. The Battle Springs Formation is the uranium host and aquifer of primary importance within the project area.

Quaternary Gravels

Some Quaternary gravel deposits are found in the northern half of T26N R94W near the JAB satellite facility. These are discontinuous aquifers that may locally yield large amounts of water and generally have good water quality.

Battle Springs

The Battle Springs Aquifer is a Tertiary stream and deltaic deposit coeval with the Wasatch Formation with which it inter-fingers just to the west of the project area. The Battle Springs Formation consists of semi-consolidated, highly permeable, fine to very coarse-grained, arkosic sandstones, conglomerates and claystones that most likely originated from the granites of the Sweetwater Arch to the northeast. The thickness of this deposit within the Great Divide Basin is estimated to be between 1,000 and 3,300 feet. Welder and McGreevey reported attainable yields greater than 1,000 gpm but Collentine et. al. reported 150 gpm as a likely yield with most yields ranging from 30 to 50 gpm. Historic transmissivities range from 29 to 3,157 gpd/ft and average storage coefficients range from 10^{-3} to 10^{-5}.

Fort Union

The Fort Union Formation is a lower Tertiary aquifer which directly underlies the Battle Springs Formation. This formation is made up of fine to coarse grained sandstone,

carbonaceous coal with minor siltstone and claystone in the upper portion. The thickness varies from less than 1,000 feet to about 2,500 feet within the Great Divide Basin. It is generally considered a major aquifer that produces moderate to high yields. Porosities range from 15 to 39 percent, permeabilities are typically less than 1 gpd/ft^2 and transmissivities are typically less than 2,500 gpd/ft.

Lance/Fox Hills

The Lance/Fox Hills Aquifer is a low to moderate yielding minor aquifer that produces supplies adequate for stock and domestic wells. The Lance is composed of very fine to medium grained sandstones and dark gray to light brown shale, carbonaceous shale, lignite and coal. The Fox Hills is a sandier section underlying the Lance. The thicknesses vary greatly across the basin. For the Fox Hills sandstone, oil field data indicate porosity, permeability and transmissivity values of approximately 20 percent, 0.9 gpd/ft^2, and 10 to

20 gpd/ft, respectively. Lance Formation yields from stock wells are estimated to be between 5 and 30 gpm with transmissivities less than 22 gpd/ft.

Mesa Verde

The Mesa Verde Aquifer is an alternating sandstone-shale deposit associated with the regressive-transgressive phase of a Late Cretaceous sea. It is confined by the Lewis Shale above and the Cody Shale below. This formation has been exploited within the Great Divide Basin due to its value as a commercial oil and gas resource. Within the Basin, the Mesa Verde thickness ranges from 2,200 to 5,600 feet. Small to moderate yields can be expected and average porosities are about 20 percent.

Frontier

The Frontier Formation is a minor aquifer consisting of sandstones and shales with a few bentonite beds and lenses of pebble conglomerate. The thickness is estimated between 190 to 900 feet within the basin. Historic transmissivities are estimated between 100 and 20,000 gpd/ft with yields ranging from 1 to 100 gpm.

Aquitards

Major aquitards which underlie the project area include the Upper Cretaceous Lewis Shale, Cretaceous Cody Shale and the Lower Cretaceous units.

Lewis Shale

The Lewis Shale hydrologically separates the Tertiary and Lance/Fox Hills Aquifers from the stratigraphically lower Mesa Verde Aquifer. A thickness of 1,906 feet was measured on the southeast flank of the Great Divide Basin. The aquitard thins towards the west and is likely to be thinner underneath the study area.

Cody Shale

The Cody Shale aquitard hydrologically separates the Mesa Verde Aquifer from the underlying Frontier Aquifer and is around 5,000 feet thick underneath the project area.

Lower Cretaceous Units

The Lower Cretaceous units which underlie the Frontier Aquifer consist of the Mowry Shale, Thermopolis Shale and Cloverly Formation. The Mowry and Thermopolis Shale are aquitards with a combined thickness ranging from 190 to 760 feet. The Cloverly Formation is often considered a minor aquifer with low to moderate yields with a thickness ranging from 45 to 240 feet. When grouped together, the Lower Cretaceous units are considered a leaky confining unit.

2.7.2.2 Site Hydrogeology

Uranium One has conducted an intensive, on-going field investigation since the spring of 2007 to collect site-specific geohydrologic data across the project area. The purposes of the field program have been to collect well hydraulic and water quality data in the vicinity of the known ore zones to establish baseline conditions, and to evaluate potential effects of operations on adjacent ground water quality and quantity. The field program was intended to verify historic aquifer test data collected at the JAB site by Hydro-Engineering (1984) and collect new data to characterize the Battle Springs Aquifer across the Antelope and JAB project areas.

Monitoring Well Locations

Six monitoring well locations were established at the JAB site as part of the Hydro-Engineering (1984) investigation. All of these wells were completed in the Production Sand to collect representative background data for this unit. Aquifer testing was conducted at two locations as part of this investigation, and water quality samples were collected from all of the wells. All of these wells still exist, and Uranium One has collected additional water quality data from them. Two well clusters consisting of a pumping well, and two piezometers completed in the Production Sand, and one in the Underlying Sand were established as part of that investigation. Uranium One installed two additional pumping wells to further investigate the aquifer properties at JAB in the first quarter of 2008. The locations of the JAB wells and surface water sampling locations are included on Figure 2.7-8. Table 2.7-6 presents the well completion information for all of the monitoring wells at the Antelope and JAB Project site.

Twenty two monitoring wells have been established at the Antelope site. The locations of the Antelope wells are shown on Figure 2.7-9. Wells designated as M or MP at Antelope are completed in potential uranium producing sand horizons. Wells designated as MU are completed in sands underlying the producing horizons at that location.

The monitoring wells were completed to Uranium One specifications, approximating operating well specifications. Typical well completion diagrams are included on Figure 2.7-10. After the wells were constructed, they were developed and allowed to stabilize before aquifer testing and water quality sampling were initiated.

Hydrostratigraphic Units

The principal aquifer at the Antelope and JAB Project, and the host of the uranium producing zones is the Battle Springs Aquifer. The Battle Springs Formation was deposited by a large alluvial fan system, consisting of deposits of very fine to very coarse grained arkosic sandstones interbedded with thin shales, mudstones, and localized conglomerates. The lithology of the Battle Springs Formation varies greatly, both laterally and vertically, typical of an alluvial fan deposit. Based upon exploration drilling, and the correlation of geophysical logs, Uranium One has identified the following five hydrostratigraphic units at JAB: the Overlying Sand, the Overlying Confining Unit, the

Production Sand, the Underlying Confining Unit, and the Underlying Sand. Above the Overlying Confining Unit, the overlying sands are unsaturated. Twelve hydrostratigraphic units have been identified at Antelope. From shallowest to deepest, these sands are identified as the 290-250 Sand, the 245 Shale, the 240-200 Sand, the 195 Shale, the 190-150 Sand, the 145 Shale, the 140-100 Sand, the 95 Shale, the 90-50 Sand, the 45 Shale, the 40-10 Sand, and the 05 Shale. Type sections illustrating the relative positions of the identified hydrostratigraphic units are presented as Figures 2.7-11 and 2.7-12.

Insert Table 2.7-6 here full page (Omit this page)

JAB Hydrostratigraphic Units

Overlying Sand
The Overlying Sand Unit is a typical alluvial fan channel deposit consisting of fine to coarse grained arkosic sands. The sand units are separated by thin shale and mudstone layers. This unit ranges from four to 23 feet thick in the permit area with 10 feet being the average. Although there is uranium mineralization present in this sand, it is unsaturated and not viable for ISR mining.

Overlying Confining Unit
The Overlying Confining Unit is a thinly interbedded sandstone, shale, and mudstone unit. It is typical of the normal, fining upward sequence of an alluvial fan depositional sequence. The Overlying Confining Unit ranges from three to 33 feet thick in the Permit Area, averaging 10 to 15 feet thick.

Production Sand
The Production Sand contains the mineralized zone at JAB, and is a typical alluvial fan channel deposit consisting of fine to very coarse grained arkosic sandstone. The Production Sand ranges from 22 to 54 feet thick in the JAB Permit Area, with an average thickness of 35 to 40 feet. Within the Production Sand, individual sandstone beds are fairly thick, with the thinnest sandstone beds ranging from eight to 10 feet thick. The remaining sands are separated by thin interbedded clay and mudstone units.

Underlying Confining Unit
The Underlying Confining Unit is a carbonaceous shale. The carbonaceous shale is a member of the Wasatch Formation that has inter-tongued with the arkosic sands of the Battle Springs Formation. The carbonaceous shale is a lacustrine – paludal deposit, indicating a period of non-erosion from the ancestral Granite Mountains to the north, and a concurrent period of regional subsidence, allowing the expansion of the ancient lakes to the south of the Permit Area. This carbonaceous shale thickens to the south and southwest of the JAB Permit Area. In the Permit Area the carbonaceous shale is between six and 30 feet thick, with 10 to 12 feet thick being the average.

Underlying Sand
The Underlying Sand Unit is a fine to coarse grained arkosic sandstone with thin, interbedded shale and mudstone layers. This unit ranges from 2 to 34 feet thick in the JAB Permit Area, averaging approximately 15 feet in thickness. The Underlying Sand Unit is a typical alluvial fan channel deposit. The variations in the sandstone thickness are indicative of channels within the alluvial fan moving laterally and vertically over time. The interbedded shales and mudstones represent lower energy floodplain and sheet flow deposits, distal from the main channel deposits. Isopach maps of the Overlying Sand, Overlying Confining Unit, Production Sand, Underlying Confining Unit, and the

Underlying Sand, are presented as Figures 2.6-3 through 2.6-8 in the Geology Section (Section 2.6) of this technical report.

Antelope Hydrostratigraphic Units

290-250 Sand

The 290-250 Sand Unit is present in only the southern portion of the Antelope permit area as these sand beds have been eroded in the northern portion. The 290-250 Sands are arkosic, very fine to very coarse grained sandstones with interbedded shale and siltstones.

245 Shale

Underlying the 290-250 Sand is the 245 Shale. It is five to 25 feet thick, averaging 12 feet and consists of gray shale and siltstone. The color can vary from greenish-grey, to pale purple and yellow. The 245 Shale is present in the southern portion of the permit area, but has been removed by erosion in the north (Figure 2.6-25).

240-200 Sand

Underlying the 245 Shale is the 240-200 Sand. It is 205-298 feet thick, averaging 254 feet, and consists of very fine to very coarse grained arkosic sandstone with interbedded yellow, purple, and greenish-grey shale. Pebble conglomerate may be present at the base of the individual channel sand units. Minor chert and pyrite can also be observed. A complete section of the 240-200 Sand is present in the southern two-thirds of the permit area, but becomes an erosional surface in the northern third (Figure 2.6-24). This unit contains uranium mineralization, and Well M-9 is completed in this sandstone unit.

195 Shale

The 195 Shale underlies the 240-200 Sand, is four to 43 feet thick, averaging 14 feet, and consists of greenish-gray shale. It is exposed on the surface and has been eroded in the northernmost edge of the permit area. Where it has not been removed by erosion it is laterally continuous (Figure 2.6-23).

190-150 Sand

The 190-150 Sand underlies the 195 Shale and is 167 to 322 feet thick across the Antelope permit/license area, averaging 252 feet thick. It consists of very fine to very coarse grained arkosic sandstone with interbedded shale and siltstones. It contains minor black chert, and minor to moderate pyrite. Along the northern edge of the permit area, the 190-150 Sand is exposed at the surface and has been partially eroded (Figure 2.6-22). This sand contains uranium mineralization. Wells M-2, M-3, M-4, MU-4, M-11, M-12, M-16, and MP-16 are all completed in this sandstone unit.

145 Shale
The 145 Shale underlies the 190-150 Sand, is four to 30 feet thick, averaging 12 feet and consists of greenish-gray shale. It is laterally continuous throughout the permit area (Figure 2.6-21).

140-100 Sand
The 145 Shale is underlain by the 140-100 Sand. The 140-100 Sand is 219 to 405 feet thick, averaging 291 feet, and consists of arkosic and quartzose, very fine to very coarse grained sandstone with interbedded shale and siltstones (Figure 2.6-20). The shale can range in color from green-grey to pale purple. Minor black chert and pebble conglomerate layers can also be present and the unit often contains some pyrite. Wells M-1, MU-2, M-6, M-8, M-12, M-14, and MU-16 are completed in this sand unit.

95 Shale
Underlying the 140-100 Sand, the 95 Shale is three to 35 feet thick, averaging 14 feet. The 95 Shale consists of greenish grey shale and siltstone. It is laterally continuous throughout the permit area (Figure 2.6-19).

90-50 Sand
The 90-50 Sand underlies the 95 Shale, is 233 to 371 feet thick and averages 284 feet. It consists of arkosic, very fine to coarse grained sandstone with interbedded greenish grey shales and siltstones, and can contain abundant pyrite. Figure 2.6-18 shows the isopach map of the 90-50 Sand. Well MU-13 is completed in this sand representing an underlying Sand Unit.

45 Shale
The 45 Shale underlies the 90-50 Sand and is five to 25 feet thick, averaging 14 feet. The 45 Shale appears to be continuous throughout the Antelope permit/license area. It is composed of green-grey shale and siltstone (Figure 2.6-17).

40-10 Sand
The 45 Shale is underlain by the 40-10 Sand. It is 257 to 314 feet thick, averaging 287 feet and consists of very fine to coarse grained arkosic sandstone with interbedded green-grey shale and siltstones (Figure 2.6-16). It often contains abundant pyrite.

05 Shale
The 05 Shale confining unit consists of green-grey shale and minor siltstone. It is eight to 18 feet thick, averaging 14 feet, and is thought to be continuous throughout the Antelope property (Figure 2.6-15).
Figures 2.6-26 through 2.6-35 in Section 2.6 show cross sections through the Antelope Project area.

2.7.2.3 Potentiometric Surface, Ground Water Flow Direction and Hydraulic Gradient

The hydrogeologic evaluation of the Antelope and JAB sites included measurement of water levels in monitor wells completed in the production and underlying aquifers to assess the potentiometric surface, ground water flow direction, and hydraulic gradient. Regional ground water flow is generally to the south to southwest. Water level data recorded for the site monitor wells can be found in Addendum 2.7-A. Figure 2.7-13 depicts regional ground water flow after Collentine et. al, 1981.

The JAB site potentiometric surface for the production zone sand is shown on Figure 2.7-14. Water level data used to develop the potentiometric surface map were collected between September 21 and September 29, 2007. Two monitoring wells, MP-2069 and MP-2103, had not yet been drilled at that date so static water level elevations from March 11, 2008 were evaluated for those two sites. Based on the water level data, the direction of ground water flow within the production sand is predominantly to the south with an eastward inclination, generally consistent with the regional flow system. The horizontal hydraulic gradient calculated from this data is approximately 0.002 ft/ft (8 ft/mile). These findings are generally consistent with historic data collected by Hydro Engineering (1984), who reported that ground water in this area generally flows southeasterly with a hydraulic gradient of 0.018 ft/ft. Comparison of current water level data collected during this investigation with those from Hydro Engineering for similar months indicates water levels in these wells have generally fallen anywhere from 0.35 to 3.28 feet since those level measurements were taken in 1980-1982. Despite these differences, the water levels are generally consistent through time. The Historic report (without large figures) is contained in Appendix B of this Technical Report.

Figure 2.7-15 represents the Antelope site potentiometric surface for production sands. Water level data used to develop the potentiometric surface map were collected in March and April, 2008. In general, ground water flow is to the southwest and is generally consistent with the regional flow system. The general hydraulic gradient calculated from the data is 0.02 ft/ft (100 ft/mi). The gradient at Antelope is much steeper than the gradient at JAB. In addition, the gradient steps down from a higher gradient (0.03 ft/ft, 150 ft/mi) in the northeast to a lower gradient (0.01 ft/ft, 40 ft/mi) in the southwest. This suggests that the Antelope site permeability is not homogeneous with respect to the production sands. The flatter gradient areas have a relatively higher permeability while the steeper gradient areas have lower permeability

.

Differences in hydraulic heads for the JAB and Antelope sites were analyzed by comparing water levels in closely grouped wells completed in different hydrostratigraphic units. These differences were used to assess hydraulic communication between the production sands and the underlying sands. Table 2.7-7 summarizes the water levels of the well groups used for the assessment.

Table 2.7-7 Head Difference of Underlying Aquifers from Overlying Aquifers – Antelope and JAB Uranium Project

Mine Name	Well Group	Date	Well ID	Water Level	Aquifer	Head Difference[1]
JAB	MP-2069	3/19/2008	MP-2069	6,790	Production Sand	+ 2 ft.
			OW-1303	6,792	Underlying Sand	
	MP-2103	3/24/2008	MP-2013	6,790	Production Sand	+ 0 ft.
			OW-1307	6,790	Underlying Sand	
Antelope	M-13	4/3/2008	M-13	7,154	140-100 Production Sand	- 40 ft.
			MU-13	7,114	90-50 Underlying Sand	
	M-16	3/27/2008	M-16	7,182	190-150 Production Sand	+ 4 ft.
			MU-16	7,186	140-100 Underlying Sand	

Notes:
1. A positive difference is shown when the water level in the underlying aquifer is higher than the Production Sand. A negative difference is shown when the water level in the underlying aquifer is lower than the Production Sand.

In general, the difference between the hydraulic heads of the production sands and the underlying sands at the JAB and Antelope sites are minimal. This is consistent with the aquifer test analysis which shows leaky conditions; some water is being contributed to the production zone from the overlying and underlying aquifers. In almost all cases the water levels of the underlying aquifer are slightly above those of the production zone, suggesting the lower sands are recharged at higher topographic elevations and discharge to the overlying sands.

The one exception is well group M-13. The observation well MU-13, drilled into the underlying 90-50 sand, has a water level approximately 40 feet lower than M-13, which is drilled into the 140-100 sand. This difference indicates that these two aquifers are not in hydraulic communication, but that there is potential for ground water from the upper aquifer to drain into the lower aquifer at this location.
The future addition of more monitoring wells in both the underlying and overlying units is expected to constrain the confining properties of the shales between production zone and underlying aquifers. From this preliminary analysis, it appears at Antelope that the 95

Shale between the 90-50 and 140-100 sand is a confining layer while the 145 shale between the 140-100 and 190-150 sands is only semi-confining.

2.7.2.4 Site Specific Aquifer Properties

The hydrogeologic properties of the Battle Springs aquifers within the JAB and Antelope Project areas have been estimated from historic and recent aquifer testing. Hydro-Engineering (1984) completed an initial hydrogeologic investigation of the JAB property in 1982 that included aquifer tests on several Production Sand wells. Constant rate tests were conducted on two wells on the JAB property and on three wells on the Antelope property in late 2007 and 2008.

Historic Aquifer Test Results

Hydro-Engineering (1984) completed aquifer tests on six wells at the JAB Project between September 1980 and December 1981 to assess the hydrogeologic characteristics of the Production Sand as well as underlying hydrostratigraphic units. A summary of the Hydro-Engineering tests that were conducted is presented below. Information on the pumping wells and observation wells utilized in the aquifer tests are provided in Table 2.7-6, and the locations of the wells are shown on Figures 2.7-8 and 2.7-9.

- A two day pumping test was completed on Well MW-1292 on October 21, 1980. The well was pumped at a discharge rate of 32 gallons per minute (gpm) while wells OW-1304, OW-1305, and OW-1307 were observed for drawdown. Wells MW-1292, OW-1304, and OW-1305 are completed within the Production Sand, while OW-1307 is completed within the Underlying Sand. Observation wells OW-1304, OW-1305, and OW-1307 are located 60.4, 30.4, and 32.4 feet, respectively, from the pumping well, MW-1292. Drawdown in the observation wells at the end of the test for OW-1304, OW-1305, and OW-1307 were 6.37, 8.85, and 2.79 feet, respectively. The response of OW-1307 during the aquifer test suggests there is hydrologic communication between the Production and Underlying Sands. Hydro-Engineering (1984) speculated that a poor bentonite seal in the well annulus or pinching out of the mudstone in this area could account for the drawdown in OW-1307.

- Well MW-1291 was pumped at an average rate of 3.1 gpm for 405 minutes on December 9, 1981, while monitoring wells OW-1301, OW-1302, and OW-1303 were observed for drawdown. OW-1301, OW-1302, and MW-1291 are completed within the Production Sand, but OW-1303 is completed in the Underlying Sand north of a localized fault. Observation wells OW-1301, OW-1302, and OW-1303 are located 62, 30.5, and 50 feet, respectively from MW-1291. Drawdown in observation wells OW-1301, OW-1302, and OW-1303 were measured to be 1.10, 1.88, and 0.06 feet at the end of the test. Hydro-Engineering (1984) reported that very little water level change was observed in OW-1303, and that the Underlying Sand north of the fault is not readily connected to the Production Sand.

- On September 17, 1980, Well MW-1298 was pump tested at an average rate of 5.9 gpm for 55 minutes. Drawdown in this well at the end of the test was measured to be 85.61 feet. MW-1298 is completed in the Production Sand. No observation well data were collected during this test.

- Located in the southeast corner of the proposed mining area, Well MW-1299 was pump tested at an average rate of 23.7 gpm for 916 minutes on September 16, 1980. MW-1299 is completed in the Production Sand. At the end of the test, the water level in this well had been drawn down 14.25 feet. No observation well data were collected during this test.

- Well MW-1300, which lies north of all the previously mentioned wells, was pump tested at an average rate of 6.9 gpm. This well is also completed in the Production Sand. At the end of this test, drawdown in the well was measured to be approximately 13.5 feet. No observation well data were collected during the test.

- The JAB #1 well was used for a drilling water supply, and is completed in the Production Sand. This well was tested for 870 minutes on September 16, 1980, at a final discharge rate of 55 gpm. Total drawdown measured in this well at the end of the test was 32.61 feet. No observation well data were collected during this test.

Summarized in Table 2.7-8, transmissivities estimated from previous aquifer tests completed for the JAB Project vary and range from 40 to 4,700 gallons per day per foot (gpd/ft). Hydraulic conductivities estimates vary similarly, and range from 1.3 to 82.3 gallons per day per square foot (gpd/ft^2).

Table 2.7-8 Summary of Horizontal Aquifer Properties of the Production Sand in the JAB Project Area, Historic Aquifer Tests – Antelope and JAB Uranium Project

Well	Date Tested	Analysis Method	Transmissivity (gpd/ft)	Storage Coefficient	Aquifer Thickness (ft)	Hydraulic Conductivity (gpd/ft^2)
MW-1300	10/1/1980	Jacob, Theis Recovery	650-670	--	30	21.7
MW-1292	10/21/1980	Jacob, Theis Recovery	2800-2900	--	70	40.4
OW-1304	10/21/1980	Theis, Jacob	4700	2.4×10^{-4}	70	66.6
OW-1305	10/21/1980	Theis, Jacob	3900-4200	2.4×10^{-4} - 1.7×10^{-4}	70	59.1
JAB #1	9/16/1980	Theis Recovery	3400	--	40	82.3
MW-1299	9/16/1980	Jacob, Theis Recovery	1400-1700	--	53	29.2
MW-1298	9/17/1980	Jacob, Theis Recovery	40-50	--	35	1.3
MW-1291	12/9/1981	Jacob, Theis Recovery	100-220	--	45	4.6
OW-1301	12/9/1981	Theis, Jacob	790-880	1.9×10^{-4} – 5.4×10^{-4}	45	18.7
OW-1302	12/9/1981	Theis, Jacob	510-580	1.2×1^{-4} – 9.1×10^{-4}	45	12.0

Source: Hydro-Engineering (1984)
Notes: -- Indicates storage coefficient could not be calculated from these data.

Limited data (e.g., laboratory analyses or detailed pump test data) regarding the vertical hydraulic conductivity of the confining units are available for the JAB Project area. Based on aquifer testing of MW-1292 and observation well OW-1307 which was completed in the Underlying Sand, Hydro-Engineering estimated a vertical permeability of 0.43 ft/day (1.6×10^{-4} cm/sec) for the Underlying Confining Unit below the Production Sand. It was concluded that this value was probably not representative.

2007-2008 Aquifer Tests

In December 2007 and March-April 2008, Uranium One, Pronghorn Pump (Pronghorn), and Lidstone and Associates, Inc. (LA) initiated an aquifer test program for both the JAB and Antelope Projects that was designed to accomplish the following objectives:

1. Demonstrate hydraulic communication between the production sand zone pumping wells and the surrounding monitor wells;
2. Assess the hydrologic characteristics of the production zone aquifer within the tested areas;
3. Evaluate the presence or absence of hydrologic boundaries in the production sand zones within the project areas; and,
4. Demonstrate sufficient confinement between the production sand zones and the overlying and underlying sands for the purposes of ISR mining.

Given the vast expanse of each property plus the distance between the properties, LA and Uranium One decided to complete aquifer tests at several locations on both properties. Two wells, MP-2069 and MP-2103, were tested at the JAB Project area, and three wells, MP-4, M-13, and MP-16, were tested at the Antelope Project area. These aquifer tests were completed between March 19 and April 1, 2008. Table 2.7-6 provides basic well information for the pumping wells and observation wells used in the tests. Details regarding the pump test results and analysis for the JAB and Antelope Project areas are provided in Addendum 2.7-B and 2.7-C, respectively.

Aquifer Testing Procedures

For pump testing purposes, Uranium One contracted Pronghorn to install the test pumps and all necessary appurtenances for each well. The test pumps were typically set in each production well to a depth above the uppermost screened interval. During the tests, ground water was lifted from the pump through a steel column pipe, and once at ground surface, was routed through a PVC discharge manifold consisting of an approximately one inch totalizing Great Plains Industries and a flow control valve. Below the flow control valve, flexible hose was used to discharge the water to ground surface. Discharge rates were monitored with both the in-line flowmeter, and a calibrated five gallon bucket. The flowmeter was used to record both total pumpage and instantaneous flows. During the constant rate tests, water level changes in the production and observation wells were monitored both manually with a water level tape, and electronically with In-Situ LevelTroll 700™ pressure transducers. The locations of each of the wells that were used during the tests were field surveyed with a hand held Garmin GPS unit for initial survey purposes.

LA utilized standard aquifer test procedures included with Schlumberger Water Services' Aquifer Test Pro 4.2™ software package to develop the hydrogeologic parameter estimates presented herein. Curve matching analysis of the drawdown data generated by

the pump testing generally indicated that the saturated sandstones of Battle Springs Aquifer behave as leaky confined aquifers. Typical analytical methods that were used for this analysis included Hantush and Jacob (1955), Cooper & Jacob (1946), and the Theis Recovery (1935) methods.

JAB Aquifer Test Results

LA completed two aquifer tests in the JAB project area. The tests were completed utilizing wells MP-2069 and MP-2103 as the pumping wells. Test results are summarized in Table 2.7-9.

Table 2.7-9 Summary of Horizontal Aquifer Properties of the Production Sand in the JAB Project Area – March-April 2008 – Antelope and JAB Uranium Project

Well	Date Tested	Analysis Method	Transmissivity (gpd/ft)	Storage Coefficient	Aquifer Thickness (ft)	Hydraulic Conductivity (gpd/ft^2)
MP-2103	3/24/2008	Hantush, Cooper-Jacob, Theis Recovery	1360 – 2130	--	35	38.9 – 60.7
MW-1292	3/24/2008	Hantush, Cooper-Jacob, Theis Recovery	1850 – 2420	1.9×10^{-5} – 3.5×10^{-5}	35	52.7 – 69.0
OW-1307	3/24/2008	Hantush, Cooper-Jacob	1180 – 4180	1.2×10^{-4} – 1.9×10^{-4}	35	33.8 – 120
MP-2069	3/19/2008	Hantush, Cooper-Jacob, Theis Recovery	850 – 1160	--	40	21.3 – 28.9
MW-1291	3/19/2008	Hantush, Theis Recovery	585 – 923	8.8×10^{-5}	40	14.6 – 23.1
OW-1301	3/19/2008	Hantush, Cooper-Jacob, Theis Recovery	790 – 1080	6.9×10^{-6} – 7.1×10^{-6}	40	19.8 – 26.9
OW-1302	3/19/2008	Hantush, Cooper-Jacob, Theis Recovery	693 - 1100	1.1×10^{-5} – 1.5×10^{-5}	40	17.3 – 27.4

Notes: -- Indicates storage coefficient could not be calculated from these data.

MP-2069 Aquifer Testing

Beginning on March 19, 2008, Well MP-2069 was tested for 2,880 minutes at an average rate of 10.25 gpm, while water levels were monitored in four observation wells. Observation wells OW-1301, OW-1302, and MW-1291 were utilized to monitor water levels in the Production Sand at distances of approximately 116, 148, and 170 feet, respectively. Observation well OW-1303 was used to observe any water level changes in the Underlying Sand on the other side of a localized fault in the Battle Springs Formation, at a distance of approximately 234 feet from the pumping well.

As summarized in Addendum 2.7-B, the transmissivity and hydraulic conductivity of the Production Sand in the vicinity of MP-2069 appear to reflect leaky confined aquifer conditions. Transmissivity estimates made from pumping, recovery, and distance drawdown data for the Production Sand range from 585 to 1,160 gpd/ft, with an average of 869 gpd/ft. Based on an average thickness of 40 feet, the hydraulic conductivity of the aquifer ranges from 14.6 to 28.9 gpd/ft^2, with an average of 21.7 gpd/ft^2. Based on observation well data, the average storage coefficient of the Production Sand was estimated to be 2.4×10^{-5}. After two days of pumping, the radius of influence of this well extended approximately 0.5 miles based on distance drawdown data. Comparison of these results in Table 2.7-9 with those from Hydro-Engineering (1984) presented in Table 2.7-8 indicate that the current results are similar, but slightly higher than those previously estimated.

As shown in Addendum 2.7-B, the test pumping of MP-2069 drew down water levels in the Production Sand, as expected, and suggests that the Production and Underlying Sands are in limited hydraulic communication. Water levels in OW-1303 declined minimally during the later portion of the test and into the recovery period before rebounding. Maximum water level drawdown associated with this well was measured to be 0.25 feet. The relative similarity of the water level elevations between MP-2069 and OW-1303 (~2 foot difference), in combination with the 0.25 feet of drawdown that observed during this test suggests that the Production Sand may be in limited hydraulic communication with the Underlying Sand in this area. It is also possible that some of this small drawdown could be associated with barometric pressure effects, given the limited background data collected and lack of barometric pressure data for correction. The limited impact on the water level in OW-1303 due to the pumping of MP-2069 appears to indicate that the two sands are separated by an adequate confining unit. Consequently, impacts to the underlying sand from mining are expected to be minimal. The impact of barometric pressure changes in this area will be further evaluated during wellfield specific testing.

As noted previously, there is a local fault is located between MP-2069 and OW-1303. This test appears to demonstrate that the local fault has a limited and potentially insignificant impact on hydraulic communication between the Underlying and Production

Sands. The extent and magnitude of hydraulic communication in this area will be further defined during wellfield specific testing and additional operational controls and monitoring in the underlying area may be proposed based on results of those tests.

MP-2103 Aquifer Testing

MP-2103 was tested for approximately 1,494 minutes at an average rate of 28.7 gpm, starting on March 24, 2008. Water levels in the Production Sand were monitored in Observation Wells MW-1292, OW-1302, and MP-2069 at distances of approximately 336, 2,607, and 2,564 feet, respectively, from the pumping well. Water levels in the Underlying Sand were monitored in OW-1307 at a distance of about 364 feet.

The transmissivity and hydraulic conductivity of the Production Sand in the vicinity of MP-2103 indicate the Production Sand in this area is a leaky confined aquifer. As summarized in Table 2.7-8 and Addendum 2.7-B, transmissivity estimates based on pumping, recovery, and distance drawdown data for both the Production and Underlying Sands range from 1,180 to 4,180 gpd/ft, with an average of 2,110 gpd/ft. Based on a saturated thickness of 35 feet, hydraulic conductivities were estimated to range from 3.8 to 120 gpd/ft^2, with an average of 60.4 gpd/ft^2. Based on observation well data, the storage coefficient of the aquifer averages 6.4 x 10^{-5}. After approximately one day of pumping, the radius of influence of this well appeared to extend approximately 0.56 miles from the pumping well. Comparison of these hydrogeologic parameters on Table 2.7-9 with those from Hydro-Engineering (1984) on Table 2.7-8 indicates the transmissivity of the Production Sand is relatively unchanged since the previous testing was completed.

The test pumping of MP-2103 drew water levels in both the Production and Underlying Sands down. The time drawdown data for this test are graphically summarized in Attachment 2.7-B. While failure of the Level Troll 700 in OW-1307 limited the data collection on this well, the equivalent static hydraulic heads associated with these sands as well as the amount of drawdown recorded in OW-1307 (~1.8 feet) during the test indicate these sands are in hydraulic communication. As shown in Figures 2.6-3 through 2.6-8 in the Geology Section (Section 2.6), a continuous carbonaceous shale confining unit is present between the production and underlying sand in this area. Therefore, it is believed that the hydrologic communication in this area is most likely attributable to an improperly sealed historic drill hole or an improper annular seal on well OW-1307. The extent and magnitude of hydraulic communication in this area will be further defined during wellfield specific testing and additional operational controls and monitoring in the underlying area may be proposed based on results of those tests. Also, corrective actions may be taken to eliminate potential communication pathways.

JAB Test Results Summary

Results of the two aquifer tests that were completed at the JAB project area for this project, as well as those recorded previously by Hydro-Engineering (1984) indicate the following:

- The Production Sand has hydraulic continuity across the eastern portion of the project area. Additional (wellfield) scale testing required by the NRC and WDEQ will demonstrate communication throughout the project area between the pumping well(s) and the monitor well ring to be installed.

- The Production and Underlying Sands are in limited hydraulic communication. The degree of hydraulic communication varies across the site, and may be attributable to localized pathways such as an open historic drill hole or improperly sealed historic well since a continuous significant aquitard is present throughout most of the mineralized area.Testing to date has not indicated that local faults act as impermeable boundary conditions. However, as demonstrated by the MP-2069 pump testing located nearest to the known fault north of the mineralized area, the fault does not appear to provide a significant pathway of hydraulic communication.

- Future work including mine unit testing will be conducted to demonstrate that an adequate continuous lower confining layer exists in the project area to minimize impacts on underlying aquifers, and to assess the hydraulic continuity of the Production Sand in the western half of the project area.

Antelope Aquifer Test Results

LA completed three aquifer tests in the Antelope project area. The tests were completed utilizing MP-4, M-13, and MP-16 as pumping wells. Test results are summarized in Table 2.7-10.

MP-4 Aquifer Testing

Starting on March 25, 2008, Well MP-4 was tested for 2,990 minutes at an average discharge rate of 21.5 gpm, while water levels were monitored in three observation wells. Observation wells M-4 and M-5 were utilized to monitor water levels in the 190-150 Sand at distances of approximately 76 and 2,058 feet, respectively. Observation well MU-4 was used to observe any water level changes in the lower portion of the 190-150 Sand, at a distance of approximately 7 feet from the pumping well.

Table 2.7-10 Summary of Horizontal Aquifer Properties of the Production Sand in the Antelope Project Area – March-April 2008

Well	Date Tested	Analysis Method	Transmissivity (gpd/ft)	Storage Coefficient	Aquifer Thickness (ft)	Hydraulic Conductivity (gpd/ft^2)
MP-4	3/25/2008	Hantush, Cooper-Jacob, Theis Recovery	535 – 1350	--	295	1.8 – 4.6
M-4	3/25/2008	Hantush, Theis Recovery	2230 – 2400	3.6 x 10^{-3} –	295	7.5 – 8.1
M-13	4/1/2008	Hantush, Cooper-Jacob, Theis Recovery	169 – 578	--	280	0.6 – 2.1
MP-16	3/27/2008	Hantush, Cooper-Jacob, Theis Recovery	776 – 4830	--	80	9.7 – 60.4
M-16	3/27/2008	Hantush, Theis Recovery	614 - 3840	2.7 x 10^{-4}	80	7.6 - 48

Notes: -- Indicates storage coefficient could not be calculated from these data.

As summarized in Addendum C and Table 2.7-10, the transmissivity and hydraulic conductivity of the 190-150 Sand in the vicinity of MP-4 reflect confined leaky aquifer conditions. Transmissivity estimates made from pumping, recovery, and distance drawdown data for the 190-150 Sand range from 535 to 5,120 gpd/ft, with an average of 2,030 gpd/ft. Based on an average thickness of 295 feet, the hydraulic conductivity of the aquifer ranges from 1.8 to 17.4 gpd/ft^2, with an average of 6.9 gpd/ft^2. Based on observation well data, the average storage coefficient of the 190-150 Sand was estimated to be 2.0 x 10^{-3}. After approximately two days of pumping, the radius of influence of this well extended about 0.56 miles based on distance drawdown data.

The test pumping of MP-4 drew water levels down in the 190-150 Sand both at distance and at depth within this saturated Battle Springs Aquifer sandstone. Time drawdown data that are graphically presented in Addundum 2.7 C reveal that the water level in M-4 was immediately affected by pumping from the production well. These data also indicate that observation wells M-5 and MU-4 were not affected until late in the test and at roughly the

same time from roughly 3,000 to 3,500 minutes into the test, or during recovery of the pumping well. The maximum drawdown observed at these wells only amounted to 0.11 at MU-4 and 0.24 feet at M-5. While the amount of drawdown at either well is not significant, this impact of pumping MP-4 suggests either that the upper and lower sandstone members of the 190-150 Sand are in some degree of hydraulic communication, that barometric pressure fluctuations affected water levels, or a combination of these. The extent of these impacts will be evaluated further during wellfield scale testing.

M-13 Aquifer Testing

To test the productivity and aquifer characteristics of the 140-100 Sand, well M-13 was tested for 2,881 minutes at an average discharge rate of 19.4 gpm beginning on April 1, 2008. Water levels during this test were monitored at one observation well. Observation well MU-13 was utilized to monitor water levels in the underlying 90-50 Sand at a distance of approximately 135 feet from the pumping well.

The transmissivity and hydraulic conductivity of the 140-100 Sand (production zone) in the vicinity of M-13 reflect leaky confined aquifer conditions. Summarized in Table 2.7-10 and in Addendum 2.7-C, transmissivity estimates made from pumping and recovery data for this sand range from 169 to 578 gpd/ft, with an average of 349 gpd/ft. Based on an average thickness of 280 feet, the hydraulic conductivity of the aquifer ranges from 0.6 to 2.0 gpd/ft^2, with an average of 1.2 gpd/ft^2. A storage coefficient for the 140-100 Sand in this area could not be estimated because the observation well was not affected by the test.

The test pumping of M-13 drew water levels down in the 140-100 Sand, but did not affect water levels in the underlying 90-50 Sand. Time drawdown data that are graphically presented in Addendum 2.7-C reveal that the water level in MU-13 generally rose throughout the pumping portion of the test, and exhibited diurnal water level fluctuations (of up to ~0.1 feet) apparently in response to barometric pressure fluctuations. Regardless, the well did not appear to be impacted by pumping in the overlying sand. Part of the reason that this well was not affected may be due to the vertical spacing between completion intervals of these wells, which are noted on Table 2.7-6, and/or adequate confining unit between the sands.

MP-16 Aquifer Testing

Starting on March 27, 2008, well MP-16 was tested for 2,906 minutes at an average discharge rate of 13.9 gpm, while water levels were monitored in two observation wells. Observation well M-16 was utilized to monitor water levels in the 190-150 Sand at a distance of approximately 84 feet, while observation well MU-16 was used to monitor

any water level changes in the lower portion of the 140-100 Sand, at a distance of approximately 21 feet from the pumping well.

As summarized in Addendum 2.7-C and Table 2.7-10, the transmissivity and hydraulic conductivity of the 190-150 Sand in the vicinity of MP-16 appear to reflect confined leaky aquifer conditions. The test data, however, are also affected by barometric pressure fluctuations. Transmissivity estimates made from pumping and recovery data for the 190-150 Sand range from 614 to 4,830 gpd/ft, with an average of 2,400 gpd/ft. Based on an average thickness of 80 feet, the hydraulic conductivity of the aquifer ranges from 7.7 to 60.4 gpd/ft^2, with an average of 30.0 gpd/ft^2. Based on observation well data, the average storage coefficient of the 190-150 Sand was estimated to be 2.7×10^{-4}.

The test pumping of MP-16 drew water levels down in the 190-150 Sand, but did not appear to significantly impact water levels in the underlying 140-100 Sand. Time drawdown data that are graphically presented in Addendum 2.7-C reveal that the water level M-16 was immediately affected by pumping from the production well. The water level in MU-16 appears to be drawn down slightly toward the beginning of the test and rebounds later during the pumping portion and mimics the recovery of M-16 during the pumping portion of the test. Similar water level fluctuations during the later time data were also observed in the pumping well. LA attributes these fluctuations to changes in barometric pressure during and after the pumping portion of the test. Regardless, the MU-16 well did not appear to be impacted by pumping in the overlying sand again due to the vertical spacing between completion intervals of these wells and/or continuous confining unit between the sands.

Antelope Test Results Summary

Conclusions of the three aquifer tests that were completed at the Antelope project area for this project indicate the following:

- The Battle Springs Aquifer in this area is comprised of a relatively thick package of leaky confined sandstone subaquifers that are in both lateral and vertical hydraulic communication at least within each defined sand unit, i.e. the 190-150 Sand at MP-4, on a local basis.
- The extent to which designated overlying and underlying sandstone units are in hydraulic communication needs to be further addressed through additional pump testing with observation wells that better bracket the sandstones immediately above and below the designated shale units. Testing of M-13 and MP-16 suggests that adjoining sandstones may not be in hydraulic communication, but this may be attributable to the vertical spacing between the screened intervals in adjoining sands and/or confining conditions. Furthermore, barometric pressure fluctuations need to be accounted for during the tests.

- Further aquifer testing will be conducted during future wellfield testing to assess the lateral hydraulic continuity of the various hydrostratigraphic sand units. This assessment will require additional monitoring wells completed within the respective sandstones and possibly longer pumping durations.

2.7.3 Water Quality

2.7.3.1 Surface Water Quality

Within the Antelope and JAB project areas, surface water samples were collected from seven sampling locations in May, 2007. All locations are existing stock ponds or areas in drainages where ponding occurs. Locations of sample sites are shown on Figure 2.7-6 for JAB and Figure 2.7-9 for Antelope. Photographs of sampling sites JAB SW-1, JAB SW-4, and JAB SW-7 are included as Figures 2.7-16, 2.7-17, and 2.7-18. The parameters included in the surface water baseline water quality monitoring program are listed in Table 2.7-11. Tables showing the sampling results for all locations are included in Addendum 2.7-D. Table 2.7-12 lists the overall average concentrations detected in the surface water samples. One half of detection limit values were used for averaging non-detectable results. Historic surface water samples were collected in 1981 and 1982 from three springs in the JAB area (Appendix B) on Middle Lost Creek (T26N, R95W, S24), Upper Lost Creek (T26N, R94W, S4) and the Hadsell Spring (T26N, R94W, S30).

Figure 2.7-16 Surface Water Sampling Site JAB SW-1



Figure 2.7-17 Surface Water Sampling Site JAB SW-4

Figure 2.7-18 Surface Water Sampling Site JAB SW-7

Table 2.7-11 Surface Water Monitoring Parameters - Antelope and JAB Uranium Project

Major Ions	Trace Constituents	Radionuclides
Calcium	Aluminum (dissolved)	Gross Alpha
Magnesium	Ammonia (as N)	Gross Beta
Potassium (dissolved)	Arsenic (dissolved)	Radium-226 (dissolved)
Sodium	Barium (dissolved)	Radium-228 (dissolved)
Bicarbonate	Boron	
Chloride (dissolved)	Cadmium (dissolved)	
Carbonate	Chromium (dissolved)	
Sulfate	Copper (dissolved)	
Nitrate + Nitrite (as N)	Fluoride	
Silica	Iron (dissolved and total)	
Anions	Lead (dissolved)	
Cations	Manganese (dissolved and total)	
Anion/Cation Balance	Mercury (dissolved)	
	Molybdenum (dissolved)	
General Water Chemistry		
Total Dissolved Solids (@ 180 F)	Nickel (dissolved)	
pH (field and laboratory measured)	Selenium (dissolved)	
Conductivity (field and lab measured)	Vanadium	
Temperature (field measured)	Zinc (dissolved)	

A trilinear diagram was developed to assess baseline water type (Figure 2.7-19). Although the data showed some variability, surface water in the region is predominantly of the sodium bicarbonate type. An assessment was made of the monitoring parameters to determine the general surface water quality. Total dissolved solids (TDS) varied in the seven surface water sampling sites. The maximum concentration was 346 mg/L at SW-2, and a minimum concentration of 14 mg/L was sampled at site 5. The average TDS over the seven sampling sites was 132 mg/L. Iron concentrations also varied within the sampling sites. A maximum concentration of 3.02 mg/L was detected at SW-4, and a minimum of 0.015 mg/L at SW-7, with an average iron concentration of 0.72 mg/L for all seven sites. Radium 226 was also detected at two surface water sampling sites, SW-2 and SW-4. The concentrations at each site were 5.2 pCi/L at SW-2 and 2.2 pCi/L at SW-4. Additionally, an average Gross Alpha value of 7.76 pCi/L for the seven sites suggests the presence of radionuclides in the surface water. TDS concentrations in the historic samples are generally higher than those detected in the 2007 samples. Iron concentrations were similar in the historic samples. Radionuclides were only analyzed in one surface water sample from the Upper Lost Creek site. Radium 226 was measured at 0.14 pCi/L at that time.

Surface water quality was evaluated solely from sampling conducted during the spring. It is expected that samples collected during the spring will have lower values than samples taken during the fall due to dilution from snow melt and precipitation. Additional samples may be collected during the summer, fall and winter if adequate precipitation occurs to generate surface water to determine seasonal variability of surface water quality at the JAB and Antelope sites.

Table 2.7-12 Surface Water Quality Summary - Antelope and JAB Uranium Project

Analyte	Test Type[1]	Units	SW-1	SW-2	SW-3	SW-4	SW-5	SW-6	SW-7
			5/10/2007	5/10/2007	5/10/2007	5/10/2007	5/10/2007	5/15/2007	5/15/2007
A/C Balance (± 5)	DIS	%	10.2	3.56	21.1	4.37	42.9	4.03	13.2
Anions	DIS	meq/L	0.717	4.71	0.545	3.25	0.186	0.895	0.306
Bicarbonate as HCO3	DIS	mg/L	39	117	20	124	7	24	11
Carbonate as CO3	DIS	mg/L	0.5	0.5	0.5	2	0.5	0.5	0.5
Cations	DIS	meq/L	0.585	4.39	0.837	3.55	0.074	0.825	0.234
Chloride	DIS	mg/L	0.5	4	0.5	3	0.5	1	0.5
Conductivity	DIS	umhos/cm	64.5	404	41.3	278	5	50	22.6
Fluoride	DIS	mg/L	0.1	0.2	0.05	0.2	0.05	0.1	0.05
pH	DIS	s.u.	7.35	8.07	7.44	8.42	6.48	7.63	6.65
Solids, Total Dissolved Calculated	DIS	mg/L	33	294	38	207	125	58	17
Solids, Total Dissolved TDS @ 180 C	DIS	mg/L	46	346	102	238	14	146	32
Sulfate	DIS	mg/L	2	128	9	52	3	19	6
TDS Balance (0.80 - 1.20)	DIS	dec. %	1.39	1.18	2.68	1.15	125	3.1	1.88
Nitrogen, Ammonia as N	DIS	mg/L	3.93	0.05	0.09	0.025	0.07	0.025	0.025
Nitrogen, Nitrate+Nitrite as N	DIS	mg/L	0.1	0.05	0.3	0.05	0.05	0.9	0.1
Iron	TOT	mg/L	0.33	1.36	1.18	2.46	0.28	7.05	1.1
Manganese	TOT	mg/L	0.02	0.05	0.03	0.06	0.02	0.59	0.07
Aluminum	DIS	mg/L	0.3	1.7	2.7	0.6	0.1	0.7	0.05
Arsenic	DIS	mg/L	0.002	0.003	0.001	0.004	0.0005	0.005	<0.001
Barium	DIS	mg/L	<0.1	<0.1	<0.1	<0.1	<0.1	<0.1	<0.1
Boron	DIS	mg/L	<0.1	<0.1	<0.1	<0.1	<0.1	<0.1	<0.1
Cadmium	DIS	mg/L	<0.005	<0.005	<0.005	<0.005	<0.005	<0.005	<0.005
Calcium	DIS	mg/L	2	19	3	22	0.5	0.5	2
Chromium	DIS	mg/L	<0.05	<0.05	<0.05	<0.05	<0.05	<0.05	<0.05
Copper	DIS	mg/L	<0.01	<0.01	<0.01	<0.01	<0.01	<0.01	<0.01
Iron	DIS	mg/L	0.12	0.38	0.6	3.02	0.06	0.83	0.015
Lead	DIS	mg/L	0.0005	0.0005	0.001	0.002	0.0005	0.0005	0.0005
Magnesium	DIS	mg/L	0.5	5	0.5	6	0.5	0.5	0.5
Manganese	DIS	mg/L	0.04	0.005	0.005	0.01	0.005	0.005	0.005
Mercury	DIS	mg/L	<0.001	<0.001	<0.001	<0.001	<0.001	<0.001	<0.001
Molybdenum	DIS	mg/L	<0.1	<0.1	<0.1	<0.1	<0.1	<0.1	<0.1
Nickel	DIS	mg/L	<0.05	<0.05	<0.05	<0.05	<0.05	<0.05	<0.05
Potassium	DIS	mg/L	3	4	1	3	0.5	4	2
Selenium	DIS	mg/L	0.001	0.001	0.001	0.001	0.0005	0.0005	0.001
Silica	DIS	mg/L	3.8	13.6	6.8	19.9	0.6	9.9	0.9
Sodium	DIS	mg/L	0.5	61	6	38	0.5	6	0.5
Uranium	DIS	mg/L	0.00015	0.0044	0.00015	0.0042	0.00015	0.0003	0.00015
Vanadium	DIS	mg/L	<0.1	<0.1	<0.1	<0.1	<0.1	<0.1	<0.1
Zinc	DIS	mg/L	0.05	0.005	0.01	0.005	0.005	0.005	0.005
Gross Alpha	DIS	pCi/L	5.8	19.5	5.6	16.8	1.6	3.8	1.2
Gross Alpha MDC	DIS	pCi/L							
Gross Beta	DIS	pCi/L	5.8	14.4	5.7	11	2.1	4.2	2.3
Radium 226	DIS	pCi/L	0.1	5.2	0.1	2.2	0.1	0.1	0.1
Radium 226 MDC	DIS	pCi/L							
Radium 228	DIS	pCi/L	1.5	0.5	0.5	0.5	0.5	0.5	0.5

1. Test Type Codes: DIS = Dissolution, TOT = Total

Highlighted values represent values under detectable limit. For averaging purposes, value presented is 1/2 the limit value (e.g. 0.5 = <1)

2.7.3.2 Ground Water Quality

Regional Ground Water Quality

Water Quality in the Great Divide Basin ranges from poor to excellent. Total dissolved solid (TDS) values in all the aquifers tend to degrade towards the center of the basin, away from the recharge areas and to where the sediments are thickest. Ground water in the shallower, more permeable aquifers has better water quality. The best water quality in the area is found within the Quaternary gravels and the Battle Springs where TDS values are consistently less than 1,000 mg/L. Although the deeper aquifers, such as the Mesa Verde, tend to have poorer water quality, the quality tends to be highly variable and in locations near recharge areas they can provide good quality water.

Sources of ground water quality data for the Great Divide Basin include the National Water Information System, the Wyoming Water Resources Data System and the following authors: Welder and McGreevy, 1966; Fisk, 1967; and Collentine et al., 1981. A short summary of the ground water quality of the major producing aquifers follows.

Quaternary Gravels

Water from the Quaternary gravels generally has less than 1,000 mg/L of TDS. Quaternary waters contain mainly sodium and chloride. The presence of saline alluvial waters is associated with sodium and sulfate enrichment caused by evapotranspiration and seepage upwards along faults from deeper aquifers.

Battle Springs

The Battle Springs Aquifer typically contains less than 500 mg/L TDS. TDS values may be less than 200 mg/L in the northeastern Great Divide Basin where the JAB and Antelope sites are located. The lower TDS waters are primarily of the sodium-bicarbonate type. As the TDS values approach 1,000 mg/L, the water increases in concentrations of calcium-sulfate. Calcium-sulfate enrichment is attributed to the common presence of calcium-magnesium soil horizons and to the dissolution of gypsum and anhydrite.

Fort Union and Lance/Fox Hills

The Fort Union and Lance Aquifers tend to be more saline with higher TDS values, but are highly variable in composition. It is thought that the Lance waters are generally of the sodium-sulfate type although some exceptions show chloride enrichment. TDS values for the Lance can be less than 2,000 mg/L near outcrops to over 35,000 mg/L at deeper depths. TDS values ranging from 800 to over 60,000 mg/L have been recorded for the

Fort Union Aquifer. The high salinity of these waters is most likely due to restricted ground water flow and/or upward migration of saline waters from the Mesa Verde.

Mesa Verde

The Mesa Verde Aquifer has wide variability in TDS concentrations and major ion compositions. TDS values vary from less than 500 to over 50,000 mg/L. The lowest values (<1,000mg/L) are limited to outcrop zones and salinity typically increases away from the outcrops. The high salinities basinward are attributed to fault related restriction of ground water flow and the influx of saline waters from adjacent shales. Water composition varies with the salinity. The lowest TDS waters are of the sodium-bicarbonate type. TDS values between 1,000 and 3,000 mg/L exhibit enrichment in calcium sulfate most likely from the dissolution of gypsum/anhydrite. The most saline water is characterized by dissolved sodium, chloride, and bicarbonate and is relatively free of sulfate.

Frontier

TDS values range from 500 to 60,000 mg/L in the Frontier Aquifer. Low TDS values are restricted to outcrop areas along the Sierra Madre Uplift in the Washakie Basin to the south. Near the JAB and Antelope sites, oil field data north of Rawlins suggests TDS values between 1,300 and 3,200 mg/L is likely in the Frontier Aquifer. As TDS increases, the composition of the ground water moves from predominantly sodium-bicarbonate to predominately sodium chloride. At TDS levels above 1,000 mg/L little calcium, magnesium or sulfate are present.

Ground Water Monitoring Network and Parameters

A monitoring well network within the Antelope and JAB Uranium Project area has been installed over the past 30 years for the purpose of regional ground water sampling to establish baseline (pre-mining) ground water conditions. The network consists of eight monitoring wells in the JAB area, all of which are completed in the production zone, and 21 in the Antelope area, of which four are completed in the underlying aquifer (MU-2, MU-4, MU-13, and MU-16). The locations of the monitor wells that were sampled for water quality are shown on Figures 2.7-8 and 2.7-9 and a summary of well construction information can be found in Table 2.7-6 The parameters included in the Antelope and JAB Uranium Project Monitoring Program are listed below in Table 2.7-13

Table 2.7-13 Ground Water Sampling Parameters – Antelope and JAB Uranium Project

Major Ions	Trace Constituents	Radionuclides
Calcium	Aluminum (dissolved)	Gross Alpha
Magnesium	Ammonia (as N)	Gross Beta
Potassium (dissolved)	Arsenic (dissolved)	Lead-210 (dissolved and suspended
Sodium	Barium (dissolved)	Polonium-210 (dissolved and suspended)
Bicarbonate	Boron	Radium-226 (dissolved and suspended)
Chloride (dissolved)	Cadmium (dissolved)	Radium-228 (dissolved)
Carbonate	Chromium (dissolved)	Thorium-230 (dissolved and suspended)
Sulfate	Copper (dissolved)	Uranium (dissolved and suspended)
Nitrate + Nitrite (as N)	Fluoride	
Silica	Iron (dissolved and total)	
Anions	Lead (dissolved)	
Cations	Manganese (dissolved and total)	
Anion/Cation Balance	Mercury (dissolved)	
	Molybdenum (dissolved)	
General Water Chemistry		
Total Dissolved Solids (@ 180 F)	Nickel (dissolved)	
pH (field and laboratory measured)	Selenium (dissolved)	
Conductivity (field and lab measured)	Vanadium	
Temperature (field measured)	Zinc (dissolved)	

Seven of the 21 wells in the Antelope area were only sampled once in the last year and 13 were sampled twice. However, six of the eight wells in the JAB area have been sampled at least three times between June 2007 and April 2008, with the remaining two having just been constructed and therefore only sampled once in spring 2008. Uranium One will continue to collect water quality samples on a quarterly basis. The initial monitoring and future monitoring of the entire well network, will provide a comprehensive record of water quality that will better define baseline conditions in the two proposed mining areas.

Water Quality Sampling

Eight wells in the JAB area and 21 wells in the Antelope area were sampled between June 2007 and April 2008 for water quality. The samples were analyzed for the list of constituents described under the current WDEQ/LQD Guideline 8 (March 2005) for uranium mining (Table 2.7-13).

Prior to sampling each well, the static water level was measured from the top of casing with an electronic water level reader and recorded. The total depth of each well was then measured with a weighted tape measure and also recorded. With these two known depths and the diameter of the well, the volume of standing water present (casing volume) was determined. Once pumping commenced, the temperature, pH, and conductivity of the water were measured and recorded on field sampling forms at every half-casing volume evacuated. Ideally, these parameters will reach equilibrium before sampling occurs, which ensures the sampled water is from the aquifer and not water from within the well casing. Typically, a minimum of three casing volumes were evacuated out of the well with a submersible pump before parameter equilibrium was reached and sample collection conducted.

Each bottle was labeled with a permanent marker denoting the project number, the well name, and the date and time of sampling. One bottle was collected and immediately preserved with sulfuric acid, all other bottles were collected unpreserved (raw). Filtering of appropriate samples was conducted at the analytical laboratory. The samples were immediately stored in a cooler to maintain a relatively constant temperature and delivered to Energy Laboratories in Casper, Wyoming to be analyzed for WDEQ/LQD Guideline 8 parameters for uranium mining. Chain of custody documents accompanied the samples to the laboratory

Water Quality Analysis

After the samples were analyzed by Energy Laboratories, copies of the results were sent to Lidstone and Associates. The laboratory data sheets are included in Addendum 2.7-D. The data were then entered into spreadsheets compiling all sampled results for 2007 and 2008 for each well. Of the 29 wells, 7 wells in Antelope and two in JAB were sampled only once, and 14 wells in Antelope were sampled twice. Two JAB wells, MW-1291 and MW-1292, were sampled four times in the last year and four wells (MW-1298, MW1299, MW 1300, JAB #1) were sampled three times. Historic wells in the JAB area were sampled 5 times in the 1980-1982 time period.

To check the accuracy of the data, and to evaluate indicator parameter trends, the average of each parameter for each well was calculated, if there was more than one data set. Single analyses that deviated largely from other samples of the same well were searched

for and noted to identify potential outliers or possible contaminated samples. Questionable data appeared on two samples from wells MW-1298 and MW-1299 in the JAB area that were collected on September 21, 2007. Comparing those analyses to the entire data set, suggested that the results for the two samples had been transposed. An attempt was made to contact Energy Laboratories to resolve this issue, but samples are discarded after six months and were no longer available for reanalysis. The data for that round of sampling has been omitted from the average.

To further evaluate baseline water quality, trilinear diagrams of the average major cations and anions were prepared for the JAB and Antelope areas. The trilinear diagrams are presented as Figures 2.7-20 and 2.7-12. The trilinear diagrams were created using Schlumberger AquaChem version 5.1-151 software. The average concentration of major ions (potassium, sodium, calcium, magnesium, chloride, sulfate, and bicarbonate) was entered for each well sampled.

Water Quality Results

From an assessment of the trilinear diagrams, ground water at both JAB and Antelope is predominantly of the calcium sulfate to calcium bicarbonate type with a linear trend from sodium-bicarbonate towards calcium sulfate. JAB water is noticeably more calcium-sulfate rich than the Antelope water, which appears to have much higher levels of carbonate and slightly higher levels of sodium than the JAB water. The observations made from the tri-linear diagrams match what is expected of Battle Springs Aquifer water. Within the Battle Springs Aquifer, the water moves from a sodium-bicarbonate type to a calcium-sulfate type as total dissolved solids increase. At JAB, the higher TDS values are reflected in the higher concentrations of calcium and sulfate. The linear trends on both the JAB and Antelope trilinear diagrams reflect this same pattern; the wells with high concentrations of calcium and sulfate were also measured as having higher TDS values. The calcium sulfate enrichment of the water is attributed to the common presence of calcium-magnesium soils and the dissolution of gypsum and anhydrite.

Table 2.7-14 lists the overall average concentrations of parameters for Antelope and JAB. One half of detection limit values were used for averaging non-detectable results. A majority of the analyte concentrations of sampled water in the JAB and Antelope areas are within WDEQ Guideline 8 parameters for agricultural water (Class II). Results of the baseline monitoring program for each well are summarized in tables in Addendum 2.7-D There are some notable variations of sampled data not included in the tri-linear diagrams that are worth discussing.

First, total dissolved solids (TDS) varies greatly in both proposed mining areas. In the JAB area, concentrations varied from 202 to 2120 mg/L, with an average of 919 mg/L. In the Antelope area, concentrations were notably lower, with an average of 232 mg/L and a

maximum of 639. The WDEQ Class I/II limits on TDS are 500 and 2000 mg/L, respectively. These results generally indicate Class II ground water at JAB and Class I ground water at Antelope with respect to TDS. However, due to high radium levels, groundwater located within uranium mineralized areas is unsuitable for human or livestock consumption. As a result, these waters can be characterized as Class VI water.

Table 2.7-14 Summary of Water Quality Averages – Antelope and JAB Uranium Project

Analyte	Test Type[1]	Units	Surface Water	Ground Water	
				JAB	Antelope
A/C Balance (± 5)	DIS	%	14.19	2.75	3.54
Anions	DIS	meq/L	1.52	13.04	3.96
Bicarbonate as HC03	DIS	mg/L	48.86	101.86	139.87
Carbonate as CO3	DIS	mg/L	0.71	<1	1.73
Cations	DIS	meq/L	1.50	12.41	4.04
Chloride	DIS	mg/L	1.43	8.18	3.50
Conductivity	DIS	umhos/cm	123.63	1135.32	360.97
Fluoride	DIS	mg/L	0.11	0.35	0.21
pH	DIS	s.u.	7.43	7.75	8.21
Solids, Total Dissolved Calculated	DIS	mg/L	110.29	859.23	246.47
Solids, Total Dissolved TDS @ 180 F	DIS	mg/L	132.00	919.27	232.37
Sulfate	DIS	mg/L	31.29	533.76	71.80
TDS Balance (0.80 – 1.20)	DIS	dec. %	19.48	1.05	0.95
Nitrogen, Ammonia as N	DIS	mg/L	0.60	0.03	0.06
Nitrogen, Nitrate+Nitrites as N	DIS	mg/L	0.22	0.07	0.11
Iron	TOT	mg/L	1.97	0.16	0.67
Manganese	TOT	mg/L	0.12	0.08	0.02
Aluminum	DIS	mg/L	0.88	<0.1	<0.1
Arsenic	DIS	mg/L	0.00	0.01	0.01
Barium	DIS	mg/L	<0.1	<0.1	<0.1
Boron	DIS	mg/L	<0.1	<0.1	<0.1
Cadmium	DIS	mg/L	<0.005	<0.005	<0.005
Calcium	DIS	mg/L	7.00	186.91	54.47
Chromium	DIS	mg/L	<0.05	<0.05	<0.05
Copper	DIS	mg/L	<0.01	<0.01	<0.01
Iron	DIS	mg/L	0.72	0.02	0.07
Lead	DIS	mg/L	0.00	0.00	0.00
Magnesium	DIS	mg/L	1.93	13.14	4.62
Manganese	DIS	mg/L	0.01	0.07	0.02
Mercury	DIS	mg/L	<0.001	<0.001	<0.001
Molybdenum	DIS	mg/L	<0.1	<0.1	<0.1

Table 2.7-14 Summary of Water Quality Averages – Antelope and JAB Uranium Project Cont'd

Nickel	DIS	mg/L	<0.05	<0.05	<0.05
Potassium	DIS	mg/L	2.50	5.14	4.13
Selenium	DIS	mg/L	0.00	0.01	0.00
Silica	DIS	mg/L	7.93	17.47	17.97
Sodium	DIS	mg/L	16.07	41.45	18.87
Uranium	DIS	mg/L	0.00136	0.26	0.11
Vanadium	DIS	mg/L	<0.1	<0.1	<0.1
Zinc	DIS	mg/L	0.01	0.03	0.01
Gross Alpha	DIS	pCi/L	7.76	881.69	216.56
Gross Alpha MDC	DIS	pCi/L	NA	3.38	1.49
Gross Beta	DIS	pCi/L	6.50	304.55	84.47
Gross Beta MDC	DIS	pCi/L	NA	5.25	2.54
Lead 210	DIS	pCi/L	NA	12.57	17.56
Polonium 210	DIS	pCi/L	NA	26.46	3.72
Radium 226	DIS	pCi/L	1.13	102.95	56.18
Radium 226 MDC	DIS	pCi/L	NA	0.24	0.22
Radium 228	DIS	pCi/L	0.64	3.83	3.86
Radium 228 MDC	DIS	pCi/L	NA	1.45	1.11
Thorium 230	DIS	pCi/L	NA	3.03	0.08
Lead 210	SUS	pCi/L	NA	10.56	19.47
Polonium 210	SUS	pCi/L	NA	23.28	1.65
Radium 226	SUS	pCi/L	NA	6.55	0.58
Radium 226 MDC	SUS	pCi/L	NA	1.90	0.57
Thorium 230	SUS	pCi/L	NA	1.52	0.29
Uranium	SUS	mg/L	NA	0.04	0.00
1. Test Type Codes: DIS = Dissolution, TOT = Total, SUS - Suspensioin					

Sulfate levels also vary between the Antelope and JAB areas. Similarly to TDS, sulfate concentrations in Antelope were much lower than JAB. The average concentration in JAB was 534 mg/L, with a maximum of 1340 mg/L. These levels put virtually all ground water in JAB well above WDEQ Class I and Class II limits of 250 and 200 mg/L, respectively. The Antelope area, on the other hand, had an average concentration of only 83 mg/L, with a maximum of 337 mg/L. The maximum concentration observed was recorded in only one well (M-15), and is the only concentration in the area that exceeds the Class I and Class II limits.

With a few exceptions, trace elements in the project area met Class I ground water limits, with most being less than applicable detection limits. The exceptions included iron, manganese, and pH. Iron concentrations in monitoring wells M-10 and M-15 in the Antelope area exceeded the Class I limit of 0.3 mg/L. Concentrations were as high as 0.7 mg/L, which is still well below the Class II limit of 5.0 mg/L. Manganese was detected in several samples from both Antelope and JAB areas. One well in the JAB area, MW-1291, had manganese concentrations of 0.28 twice, 0.29, and 0.3 mg/L over four rounds of sampling, which consistently exceeds the Class II limit of 0.2 mg/L. Well MP-2069 was the only other well that had manganese concentrations that exceeded Class I limits in the JAB area. Several wells in the Antelope area had manganese concentrations above the Class I limit of .05 mg/L, with the highest being 0.15 mg/L. Lastly, laboratory pH levels at the Antelope area were slightly higher than at JAB, with an average of 8.2 at Antelope compared with 7.75 at JAB. Two samples from Antelope exceeded the Class III limit of 9.0, with a maximum pH of 9.62 on the sample from well MU-4, which also contained the lowest concentrations of bicarbonate and sulfate in the Antelope area.

Almost every production zone ground water sample analyzed, from both Antelope and JAB, had radium 226 concentrations that exceeded WDEQ's limit of 5 pCi/L. Additionally, two wells in Antelope, which are constructed in the underlying aquifer, MU-2 and MU-13, had radium 226 concentrations above 5 pCi/L. The maximum concentration detected was 1100 pCi/L in well MP-2069, and the averages for the entire areas were 103 pCi/L at JAB and 56 pCi/L at Antelope. The excessive Radium 226 concentrations make the overall ground water in the area Class IV (industrial). The ground water can be classified more specifically as Class IV A, due to the fact that TDS does not exceed 10,000 mg/L.

Four rounds of water quality data were collected from JAB wells JAB No. 1, MW-1291, MW-1292, MW-1298, MW-1299, MW-1300, and OW-1303 from September, 1980 through November, 1982 (Hydro-Engineering, 1984). In general the water quality characteristics in the 2007 and 2008 data from these wells are similar to those observed in the historic sampling (Appendix B).

In summary, ground water within the production zone aquifer is generally of the calcium bicarbonate to calcium sulfate type and can be classified as a type IV A water due to the high Radium 226 and low TDS concentrations. This baseline analysis is intended to evaluate the overall quality of ground water underlying the proposed License/Permit Area under pre-mining conditions. Additional ground water sampling is required before excursion control limits and restoration criteria can be established.

2.7.4 Water Rights

2.7.4.1 Surface Water Rights

Existing surface water rights within 0.5 mile of the Antelope and JAB permit boundaries were queried using the Wyoming State Engineers Office (WYSEO) Water Rights Database (WYSEO, 2002). No adjudicated water rights were found. No active surface rights were found within 0.5 mile of the Antelope boundary. Only one active surface right was located within 0.5 mile of the JAB property boundary.

Within 0.5 mile of the JAB permit boundary there are many points of use for permit P29898D (CO2 Pipeline Water Haul), but this permit has been cancelled with the WYSEO. One active, un-adjudicated surface water right for stock use was found just to the south of the JAB permit boundary in the northwest quarter of T26N R94W Section 23. The permit number for this water right is P223S and a summary of this water right is provided in Table 2.7-15. The location of this water right is displayed on Figure 2.7-22. Throughout all phases of the project, Uranium One intends to ensure that this stock reservoir is not impacted in a manner that restricts its intended use.

Table 2.7-15 Summary of Active Surface Water Rights Within One-Half Mile of the Antelope/JAB Permit Boundary – Antelope and JAB Uranium Project

Permit Number	Legal Location	Qtr Qtr	Status	Use	Facility Name	Permit Applicant	Priority Date	Permitted Area	Permit Source
P233S	T26N R94W Section 23	NW SW SW NW SE NW NE SW	UNA	STO	Dry Gulch Stock Reservoir	Bessie A. Mitchell	6/13/1946	1.69 ac ft	McIntosh Gulch

2.7.4.2 Ground Water Rights

Existing active ground water rights within a three mile buffer of the Antelope and JAB permit boundaries were queried using the WYSEO Water Rights Database (WYSEO, 2002). All abandoned or cancelled water rights were discarded from the search. It should be noted that no adjudicated water rights were found within the queried area. Twenty seven permitted wells were identified which are not permitted to Uranium One, and 29 wells were identified which are permitted to Uranium One. A listing of these wells displaying information such as permit numbers, priority, status, use, well depth, yields, static water level, and completion intervals are presented in Addendum 2.7-E. A map showing the location of all permitted wells is presented on Figure 2.7-22.

Of the wells not permitted to Uranium One, there are nine stock wells, four industrial wells, one domestic well, ten miscellaneous wells, two monitoring wells and three test wells. Eighteen of the wells are attributed to some form of mining or exploration by energy resource companies. Eight of the remaining wells are stock wells owned by the Bureau of Land Management (BLM). The last two wells are the Baron Butte #1 well and the Osborne #1 well, which are owned by the State of Wyoming- John McIntosh and the Sun Land/Cattle Co., respectively. Baron Butte #1 is a domestic and stock well and Osborne #1 is a stock well.

The monitoring, test and miscellaneous use wells related to energy resource mining are not permitted for consumptive use. There are four permitted consumptive industrial use wells associated with energy resource mining and exploration. These industrial wells include: LC 129 W, MAPCO Whiskey Peak Unit #1-33, and the Ralph E. Murphy wells #1 and #2. All of these wells are positioned up-gradient of ground water flow. Although not formally filed as abandoned with the WYSEO, it is believed that these wells may no longer be in use since they were all permitted prior to 1980 by oil energy exploration companies that are no longer active in the area.

The BLM stock wells are drilled to depths between 200 and 450 feet and typically yield between 5 and 25 gpm. These wells are likely completed into the same aquifer as the production sand. However, since the production sand dips south and west the majority of these wells are up-dip and thus up-gradient of ground water flow, meaning that impact will be minimal to non-existent. The exceptions are the Osborne Draw Well #123, Eagle Water Well #1, and Powerline well. These wells are located down gradient, but since they are all located more than two miles from the mining boundary, no impact is expected.

The Osborne well #1 is close to the Osborne Draw Well #123 mentioned above. This well is a stock well owned by the Sun Land/Cattle Co. It is 280 feet deep and yields around 10 gpm. The static water level suggests 30 feet of saturation in the well. The

perforated interval is 250 to 280 feet. Due to the proximity and completion similarities the opinion addressed above for the Osborne Draw well applies to this well.
The Baron Butte #1 well is the only domestic well within the three mile buffer. It is located approximately a mile and a half north of the most eastern portion of the Antelope permit boundary. It is 105 feet deep, yields 8 gpm and is perforated between 85 and 105 feet below ground surface. Since the completion interval for this well is stratigraphically higher than the sands targeted for ISR production and is up-gradient of ground water flow, it is not expected to be impacted by mining.

In summary, no impact is expected for wells positioned north to northeast of the mining boundaries since ground water flow is generally to the south to southwest. The wells which are located downgradient include the wells to the west and southwest of the permit boundary, but due to their distance from the boundary no impact is expected. These wells are: Osborne Draw Well #123, Osborne #1, Powerline well, and the Eagle water well. Uranium One intends to correspond with BLM and the Sun Land/Cattle Co. throughout all phases of the project to ensure that these stock reservoirs and wells are not impacted in a manner that restricts their intended use.

Of the wells owned or permitted to Uranium One, 16 are located within the Antelope permit boundary and 14 are located within the JAB permit boundary. The JAB wells were previously owned by UMETCO Minerals Corporation and the Energy Metals Corporation but are now all owned by Uranium One, Inc. Currently, all of the Uranium One wells are permitted by the WSEO as monitor wells. Ten of the 16 monitor wells at Antelope are new wells while six were re-permitted existing wells. Uranium One is using the Bairoil Road Stock well owned by BLM as monitoring well M-15. Uranium One has obtained permission from the BLM to use this well for their purposes. Table 2.7-16 summarizes the re-permitted wells which are being used by Uranium One. Installation of wells for a project of this size is on-going and it is expected that more wells will be permitted in the future.

Currently the project consumes a negligible amount of ground water for well development, monitoring, testing and miscellaneous purposes related to uranium exploration. Besides uranium exploration and mining, stock pond wells will most likely remain the main ground water use in the area.

Table 2.7-16 Re-permitted Wells Used by Uranium One – Antelope and JAB Uranium Project

Monitor Well	Facility Name	Applicant	Permit Number	Priority	Status	Uses
M-1	749	USDI, BLM** Inc. Newpark Resources	P46333W	11/8/1978		MIS
M-4	Lee #1	Energy Metals Corp.	P183531W	9/6/2007	UNA	MIS
M-5	Cameco #3	USDI, BLM** Cameco Resources U.S. Inc.	P101718W	3/6/1996	CAN	MIS
M-7	Ross & Rox #1	USDI, BLM** Kerr-McGee Corp	P34544W	8/6/1976	CAN	MIS
	Ross & Rox #1	USDI, BLM** Kerr-McGee Corp	P51983W	4/16/1980	CAN	TEM IND
M-10	Jinny #1	Uranium One dba Energy Metals Corp	P184391W	1/3/2008	UNA	MIS
M-15	Bairoil Road	USDI, BLM Rawlins District	P55119W	12/24/1980	GST	STO

2.7.5 References

Collentine, M. et. al. 1981. Occurrence and characteristics of ground water in the Great Divide and Washakie Basins, Wyoming: Water Research Institute, University of Wyoming, report for the U.S. Environmental Protection Agency, report code G-008269-79.

Cooper, H.H. and C.E. Jacob. 1946. A Generalized Graphical Method for Evaluating Formation Constants and Summarizing Well Field History: American Geophysical Union Transactions, Vol. 27, pp. 526-534.

Fisk, E.P. 1967. Groundwater geology and hydrology of the Great Divide and Washakie basins, south central Wyoming: M.S. Thesis, University of Southern California.

Hantush, M.S. and C.E. Jacob. 1955. Non-Steady Radial Flow in an Infinite leaky Aquifer: Transactions of the American Geophysical Union, Vol. 36, pp. 95-100.

Hydro-Engineering. 1984. Hydrology of the JAB Project Area: Consultant's report prepared for Umetco Minerals Corporation.

Lowham. 1976. Techniques for Estimating Flow Characteristics of Wyoming Streams, U.S. Geological Survey, Water Resources Investigation 76-112.

Mason, J.P. and K.A. Miller. 2005. Water Resources of Sweetwater County, Wyoming. U.S. Department of the Interior and U.S. Geological Survey. Scientific Investigations Report 2004-5214.

Miller, J.F., R.H. Frederick, and R.J. Tracey. 1973. Precipitation-Frequency Atlas of the Western United States: Volume II – Wyoming. U.S. Department of Commerce. National Oceanic and Atmospheric Administration Stock Number 0317-00155.

Schlumberger Water Services. 2008. Aquifer Test Pro 4.2™, Aquifer Test data analysis software package.

Theis, C.V. 1935. The Relation between the Lowering of the Piezometric Surface and the Rate and Duration of Discharge of a Well using Groundwater storage: Trans. American Geophysical Union, Vol. 16, pp. 519-524.

U.S. Geological Survey in cooperation with U.S. Environmental Protection Agency. 2002. National Hydrography Dataset. http://data.geocomm.com/. Accessed May 26, 2008.

Welder, G.E. and L.J. McGreevy. 1966. Ground-water reconnaissance of the Great Divide and Washakie Basins and some adjacent areas, southwestern Wyoming: U.S. Geological Survey Hydrologic Investigations Atlas HA-219.

Whitehead, R.L. 1996. Ground water Atlas of the United States: Montana, North Dakota, South Dakota, Wyoming: U.S. Geological Survey Hydrologic Investigations Atlas HA 730-I. http://capp.water.usgs.gov/gwa/ch_i/index.html.

Wyoming State Engineers Office. 2002. Water Rights Database http://seo.state.wy.us/wrdb/index.aspx. Wyoming State Engineer's Office. Accessed April, 2008.

U.S. Fish and Wildlife Service. 2007. Classification of Wetlands and Deepwater Habitats of the United States. U.S. Department of the Interior, Fish and Wildlife Service, Washington, DC. FWS/OBS-79-31. U.S. Fish and Wildlife Service, Division of Habitat and Resource Conservation. http://wetlandsfws.er.usgs.gov. Accessed May 26, 2008.

Figures

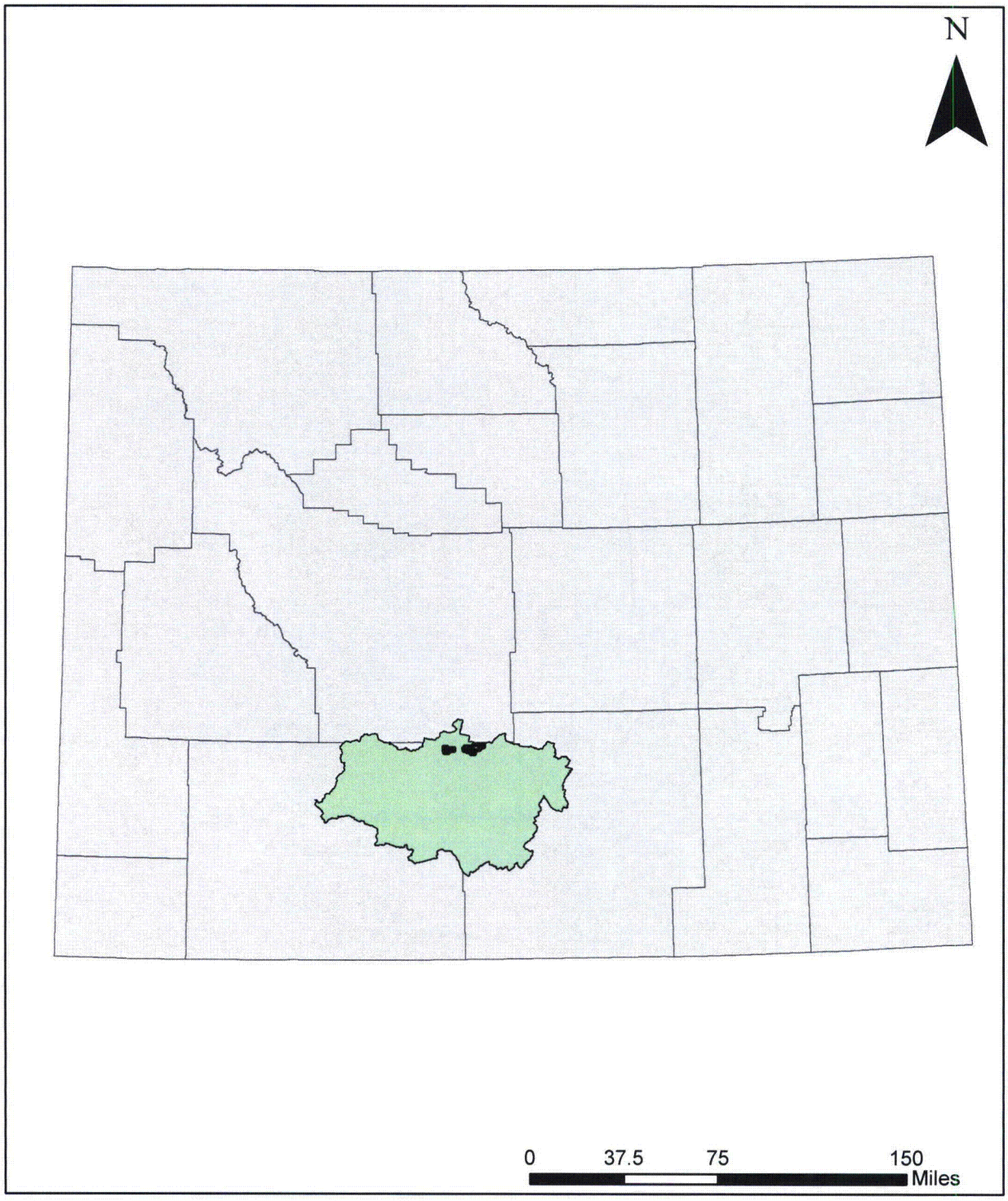

Figure 2.7-1 Antelope and JAB Uranium Project Site Location

Wyoming County Boundaries
Great Divide Basin
Antelope and JAB Uranium Project

Lidstone and Associates, Inc.
Engineering Geology & Water Resource Consulting

uraniumone™
investing in our energy

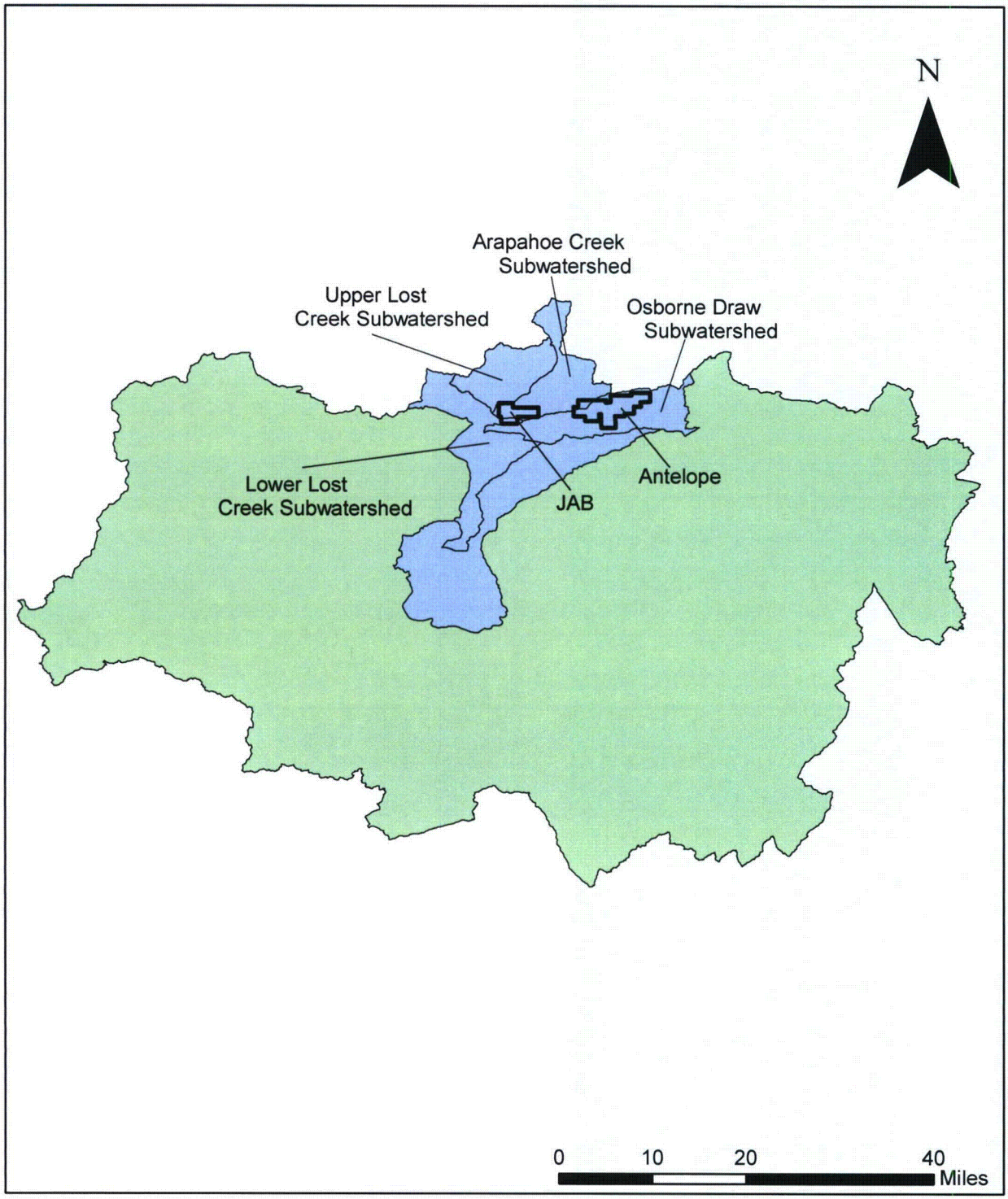

Figure 2.7-2 Antelope and JAB Uranium Project Location within the Great Divide Basin

Antelope and JAB Uranium Project
Great Divide Basin
Lost Creek Watershed

Lidstone and Associates, Inc.
Engineering, Geology, & Water Resource Consulting

uraniumone™
investing in our energy

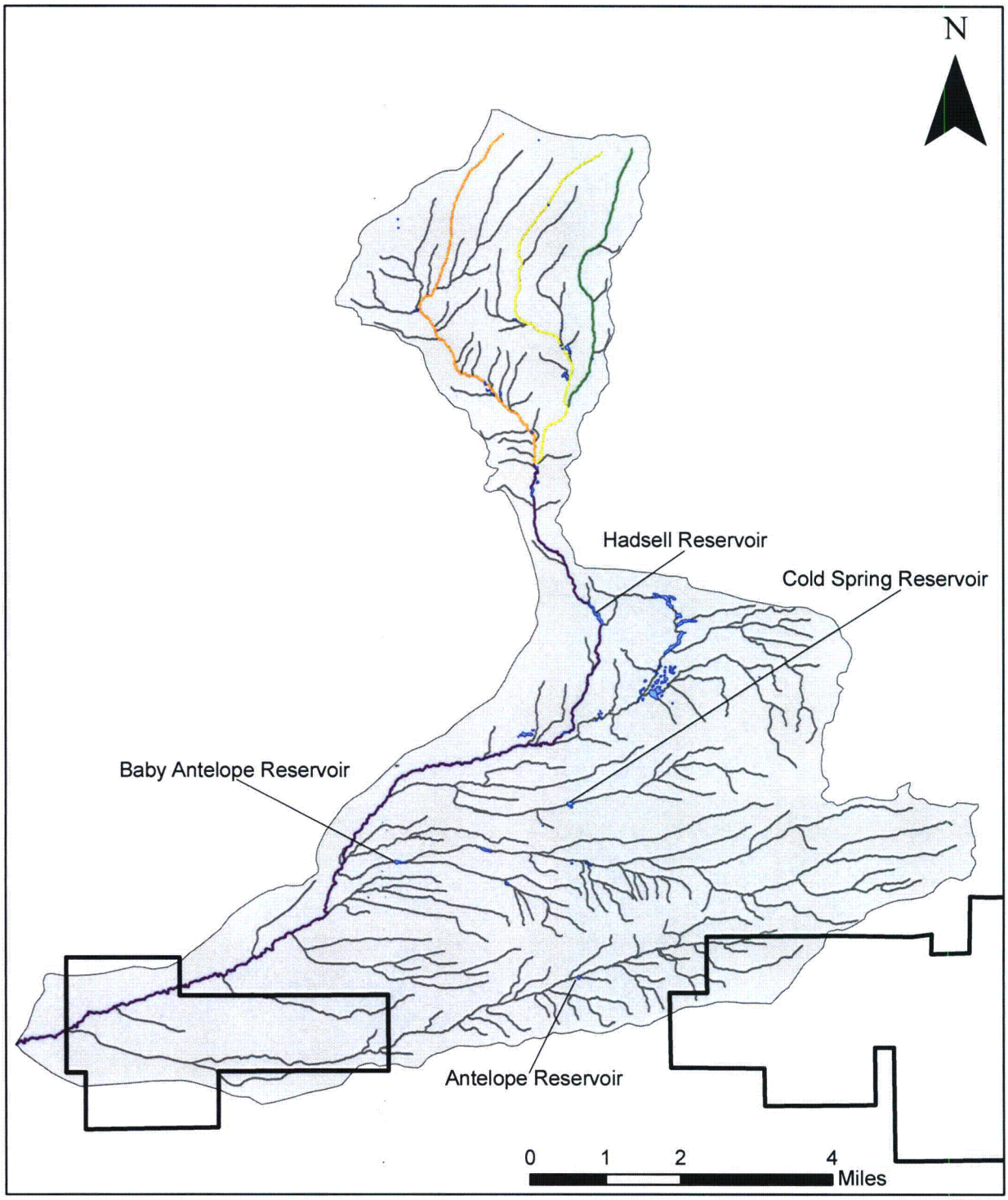

Arapahoe Creek Watershed
Antelope and JAB Uranium Project
Wetlands and Surface Waterbodies
West Arapahoe Creek
East Arapahoe Creek
Magpie Creek
Arapahoe Creek
Other Streams

Figure 2.7-3 Arapahoe Creek Subwatershed

Lidstone and Associates, Inc.
Engineering Geology & Water Resource Consulting

uraniumone™
investing in our energy

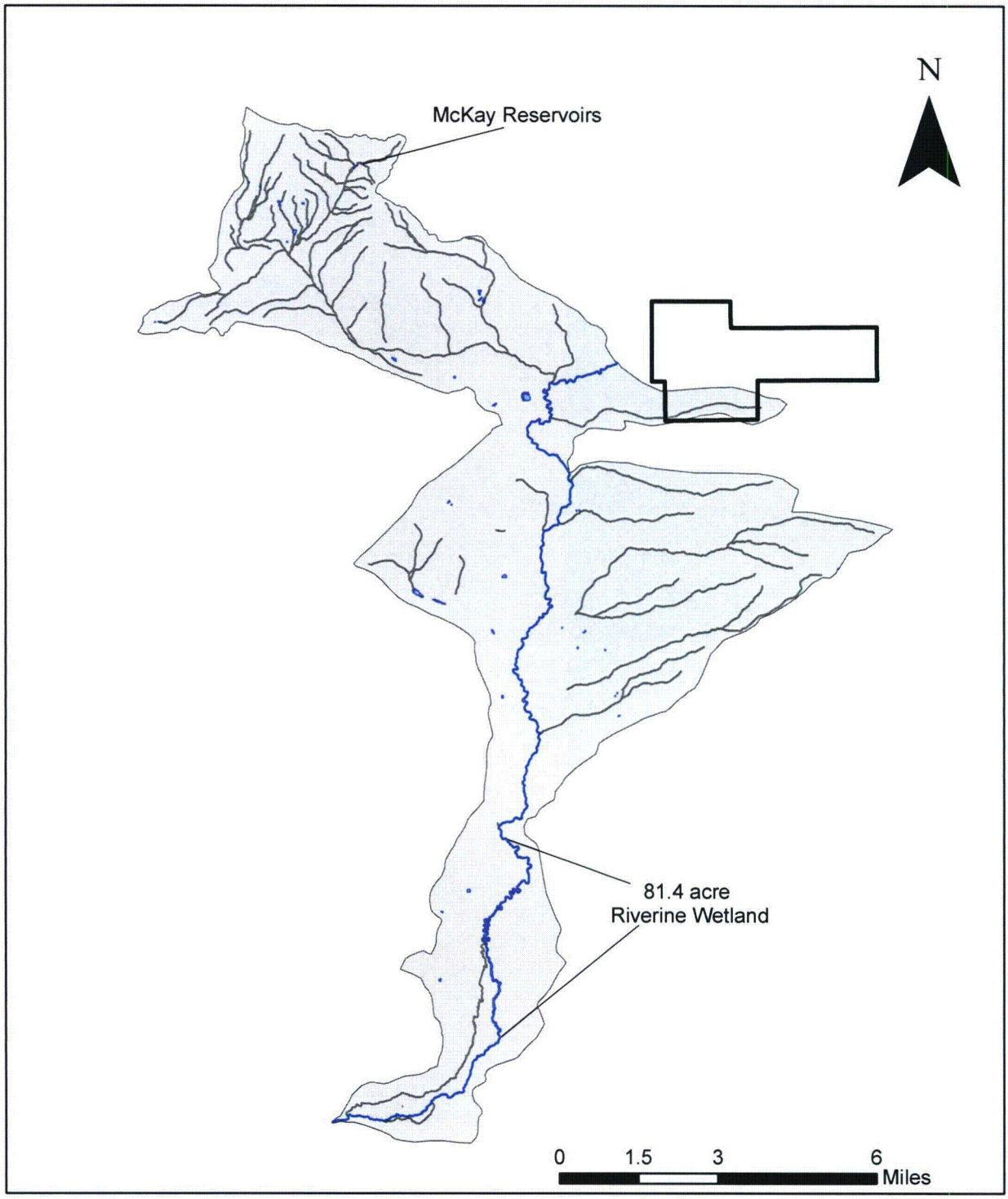

Figure 2.7-4 Lower Lost Creek Subwatershed

Lower Lost Creek Watershed
Antelope and JAB Uranium Project
Wetlands and Surface Waterbodies
Lost Creek
Other Streams

Lidstone and Associates, Inc.
Engineering, Geology & Water Resource Consulting

uraniumone™
investing in our energy

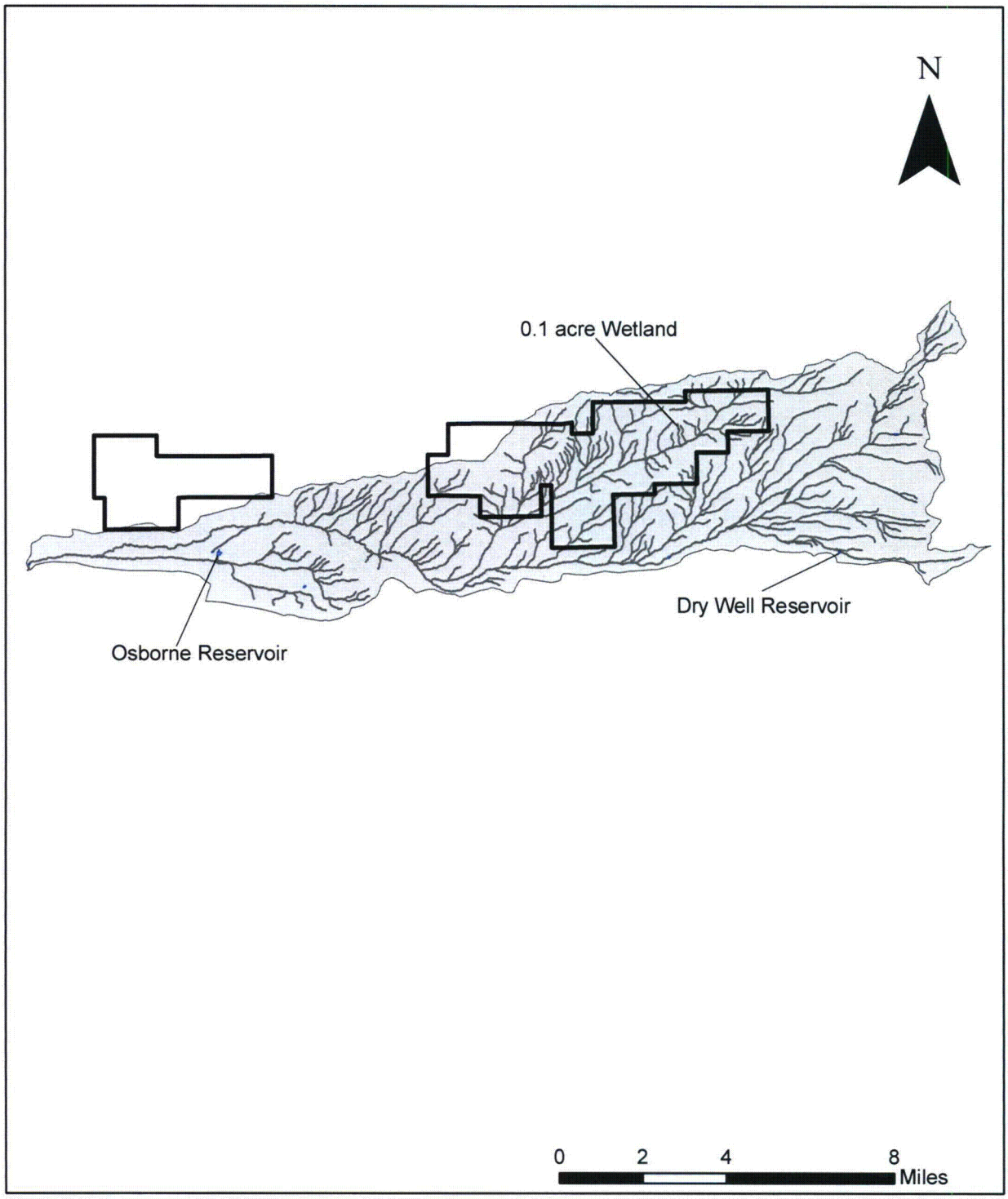

Figure 2.7-5 Osborne Draw Subwatershed

Osborne Draw Watershed
Antelope and JAB Uranium Project
Wetlands and Surface Waterbodies
Streams

Lidstone and Associates, Inc.
Engineering, Geology, & Water Resource Consulting

uraniumone™
investing in our energy

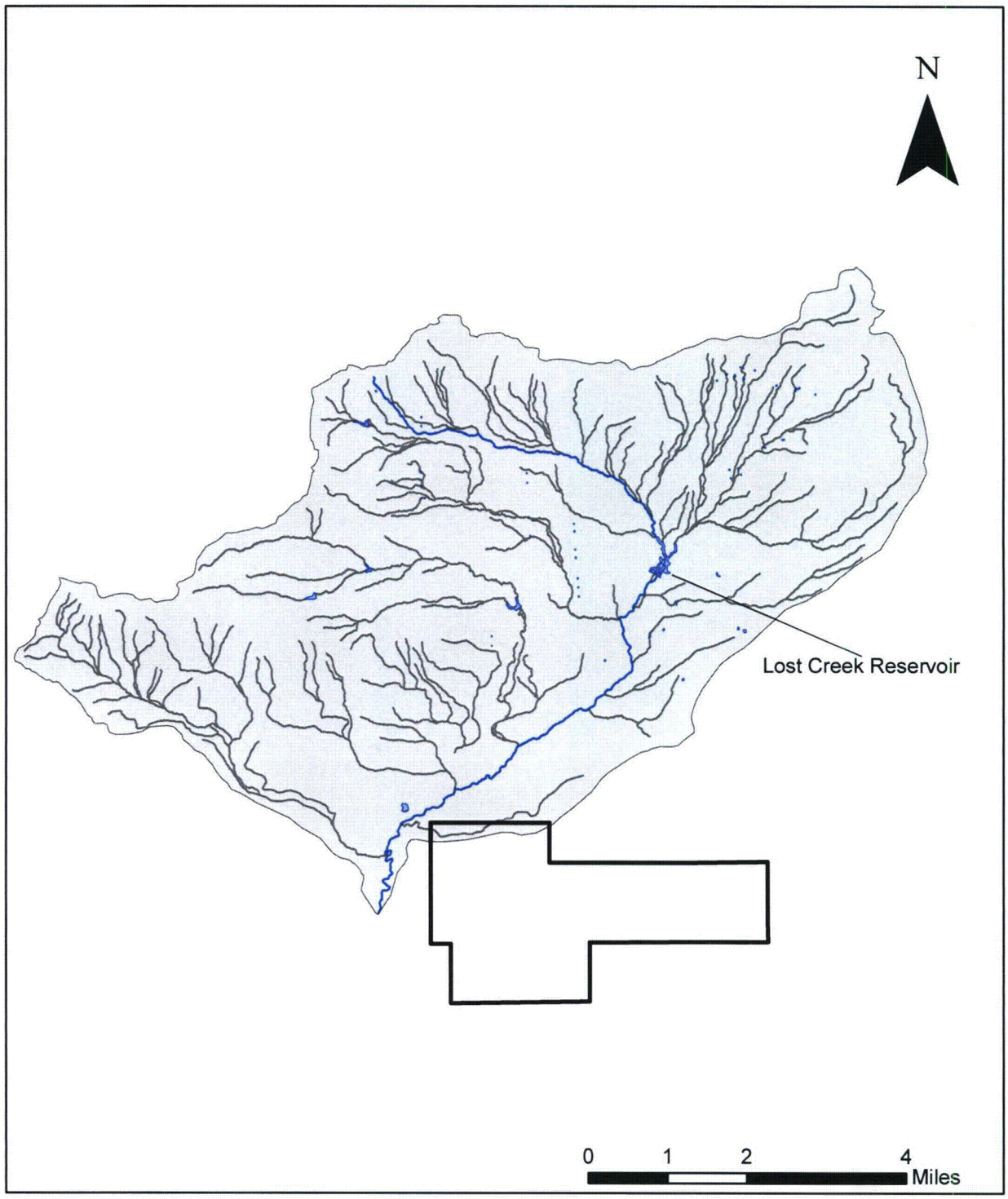

Figure 2.7-6 Upper Lost Creek Subwatershed

Upper Lost Creek Watershed
Antelope and JAB Uranium Project
Wetlands and Surface Waterbodies
Lost Creek
Other Streams

Lidstone and Associates, Inc.
Engineering, Geology, & Water Resource Consulting

uraniumone™
investing in our energy

Figure 2.7-7 - An estimate of the distribution of average monthly precipitation at Green River, WY (Mason and Miller, 2005), and the distribution of the occurrence of peak flow events at the Antelope and JAB Uranium Project (Lowham, 1976).

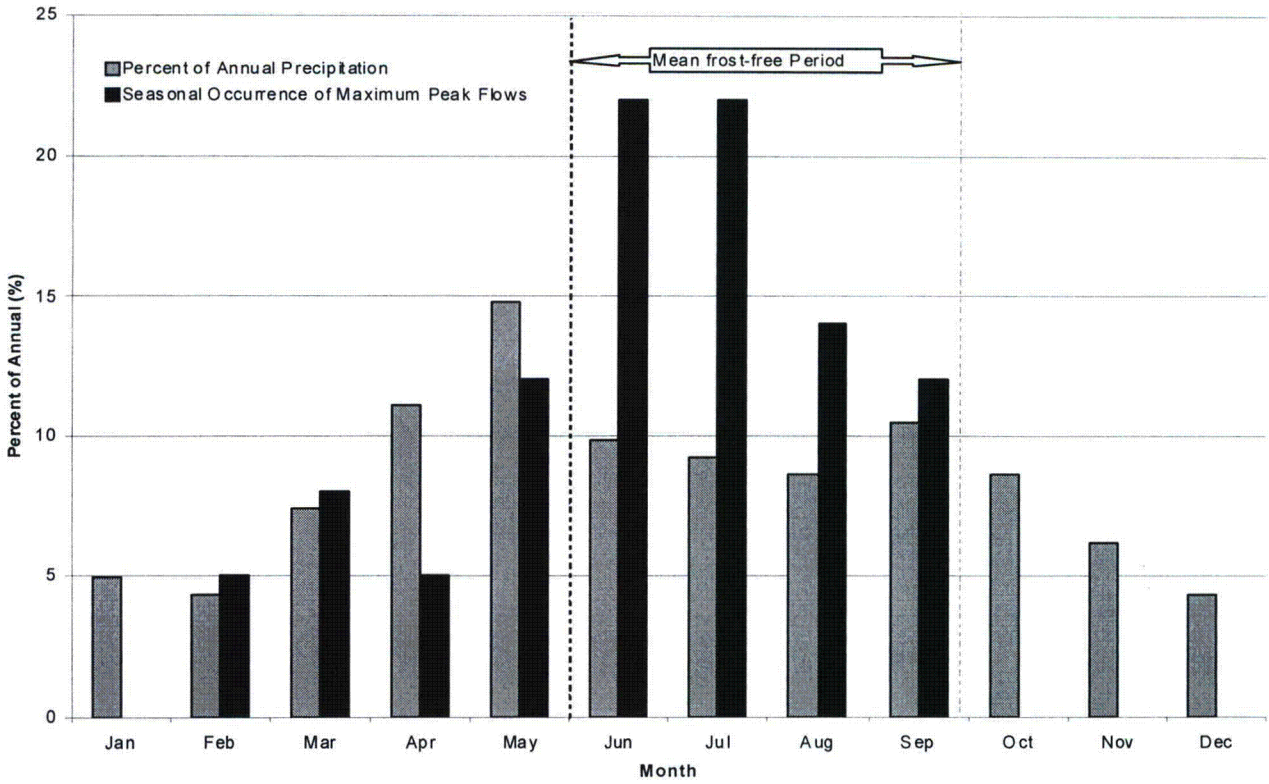

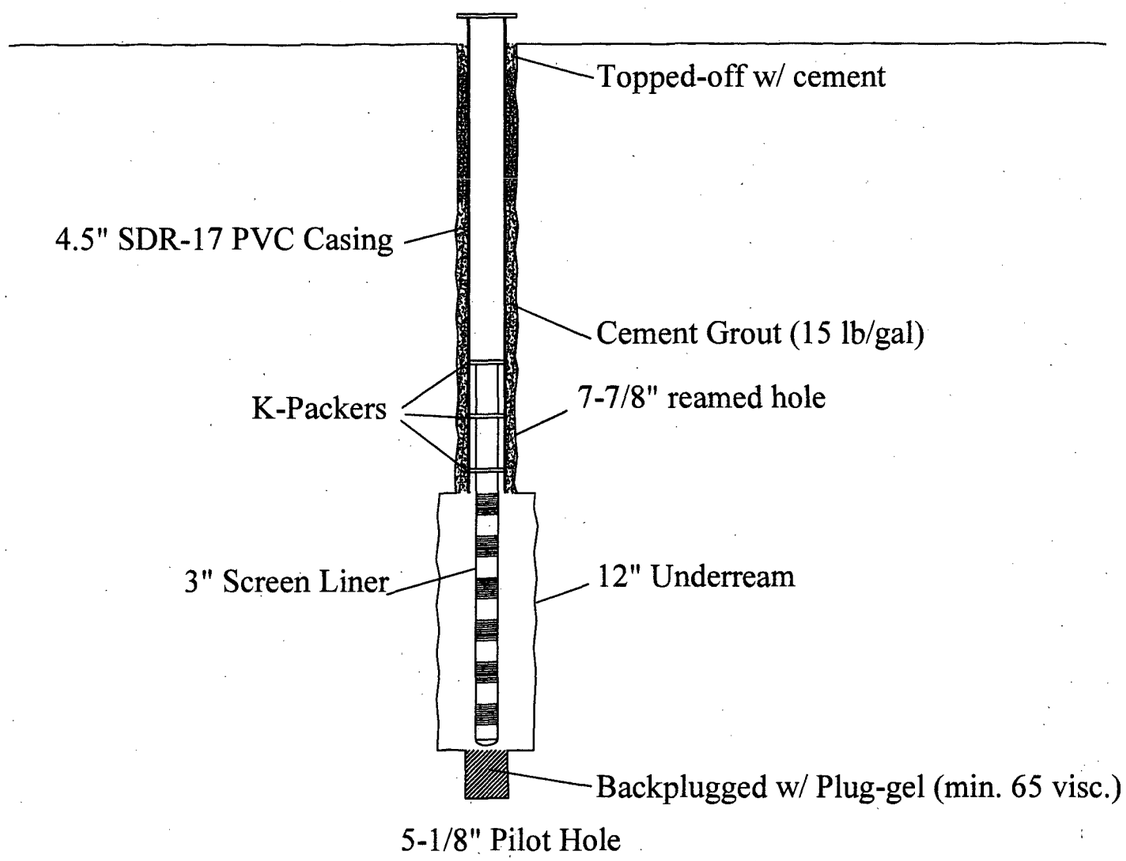

MONITOR WELL DESIGN W/O GRAVEL PACK

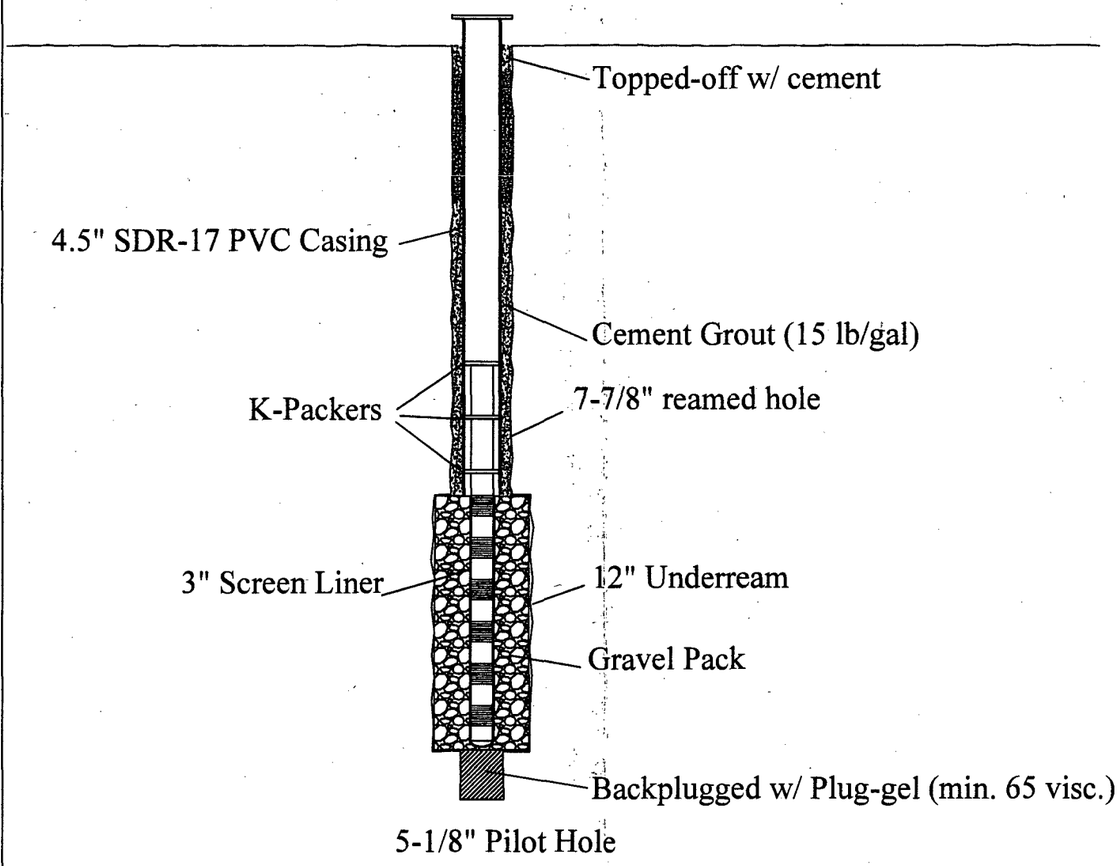

MONITOR WELL DESIGN WITH GRAVEL PACK

TYPICAL WELL COMPLETIONS

SCALE: NOT TO SCALE	DATE	DWG. NO.	REV.
DRAWN BY: JHF	6/5/08	Figure 2.7-10	
CHECKED: MES			
APPROVED:			

ANTELOPE AND JAB PROJECT
SWEETWATER COUNTY,
WYOMING

uraniumone™ investing in our energy

BRS ENGINEERING

Lidstone and Associates, Inc.

JAB TYPE LOG

2694–15–2027

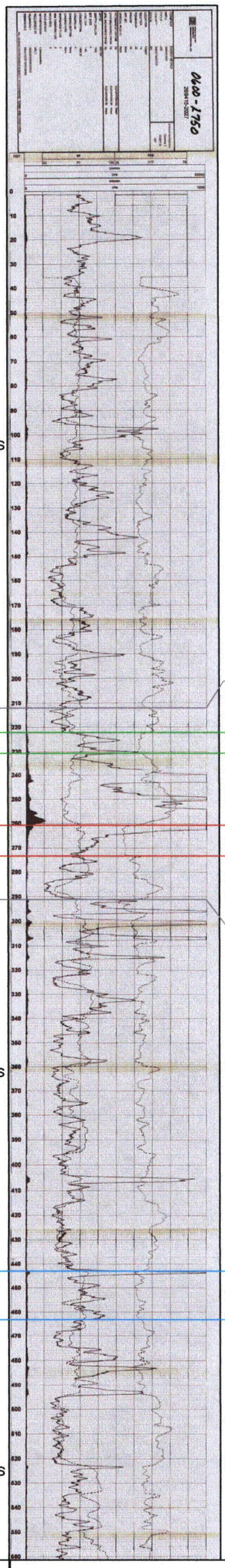

Overlying Undifferentiated Units	Sandstone, v.fn–v.crs, arkosic, with interbedded shales and mudstones
Overlying Sand	Sandstone, fn–v.crs, light green to gray–green, arkosic
Overlying Confining Unit	Shale, dark green, with thinly interbedded sandy zones
Production Sand	Sandstone, fn–v.crs, grayish green, arkosic, minor limonite, with thinly interbedded mudstones
Underlying Confining Unit	Carbonaceous shale, black–dark gray
Underlying Sand	Sandstone, fn–v.crs, grayish blue–light green, arkosic, with thinly interbedded shales and mudstones
Underlying Undifferentiated Units	Sandstone, v.fn–v.crs, arkosic, with interbedded shales and mudstones
Underlying Confining Unit	Shale, light orange, with thinly interbedded sandy zones
Underlying Undifferentiated Units	Sandstone, v.fn–v.crs, arkosic, with interbedded shales and mudstones

JAB TYPE LOG

SCALE: NTS	DATE	DWG. NO.	REV.
DRAWN BY: CMB	5/21/2008	FIGURE 2.7-11	
CHECKED:			
APPROVED:			

ANTELOPE AND JAB PROJECT
SWEETWATER COUNTY, WYOMING

NO.	REVISION DATE: None	DATE	BY	ISSUED FOR	DATE	BY

LAST PLOT DATE: 5/21/2008
CAD FILENAME: JAB Type Log.dwg

uraniumone™ investing in our energy

BRS ENGINEERING

ANTELOPE TYPE LOG

269313–LX–132

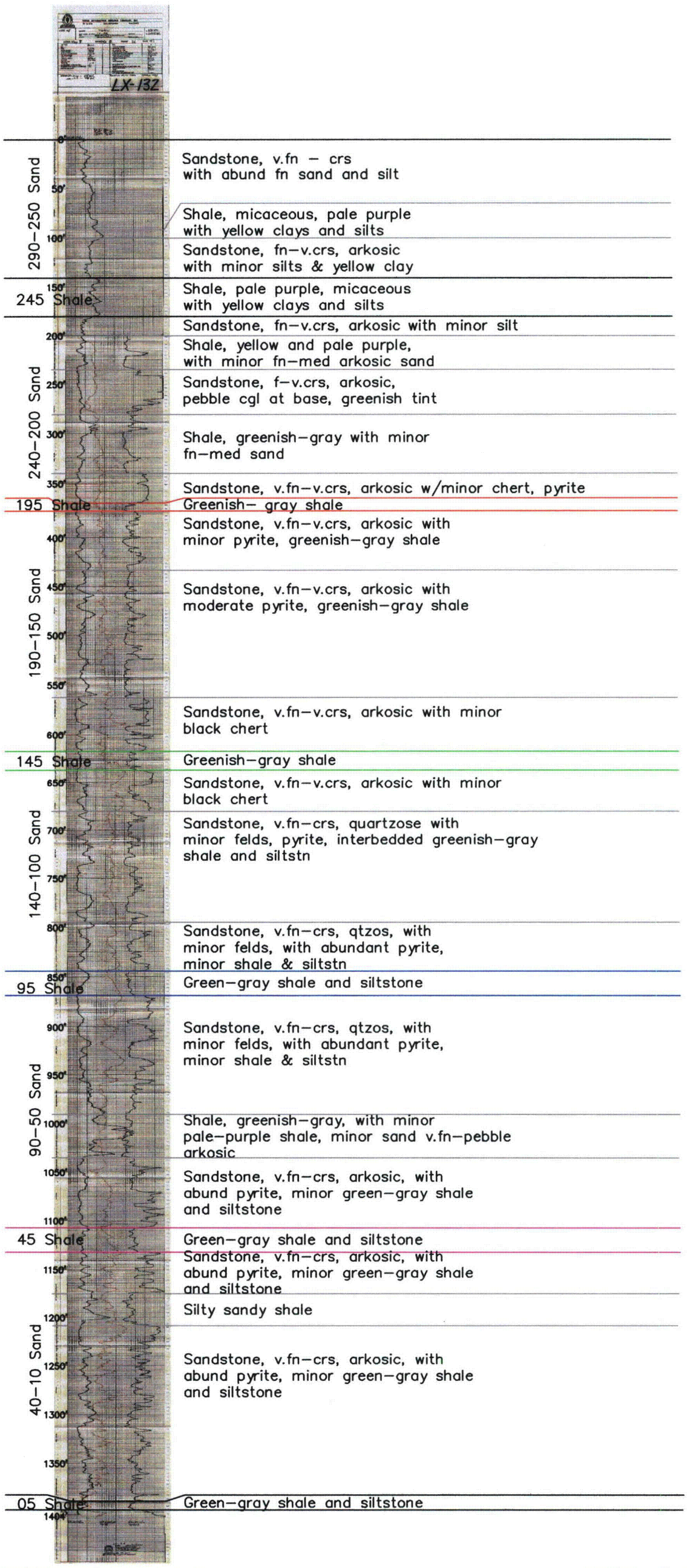

ANTELOPE TYPE LOG

SCALE: NTS	DATE	DWG. NO.	REV.
DRAWN BY: CMS	5/21/2008	FIGURE 2.7-12	
CHECKED:			
APPROVED:			

ANTELOPE AND JAB PROJECT
SWEETWATER COUNTY, WYOMING

NO.	REVISION DATE: None	DATE	BY	ISSUED FOR	DATE	BY

LAST PLOT DATE: 5/21/2008
CAD FILENAME: Type_Log_Antelope.dwg

uraniumone™ investing in our energy

BRS ENGINEERING

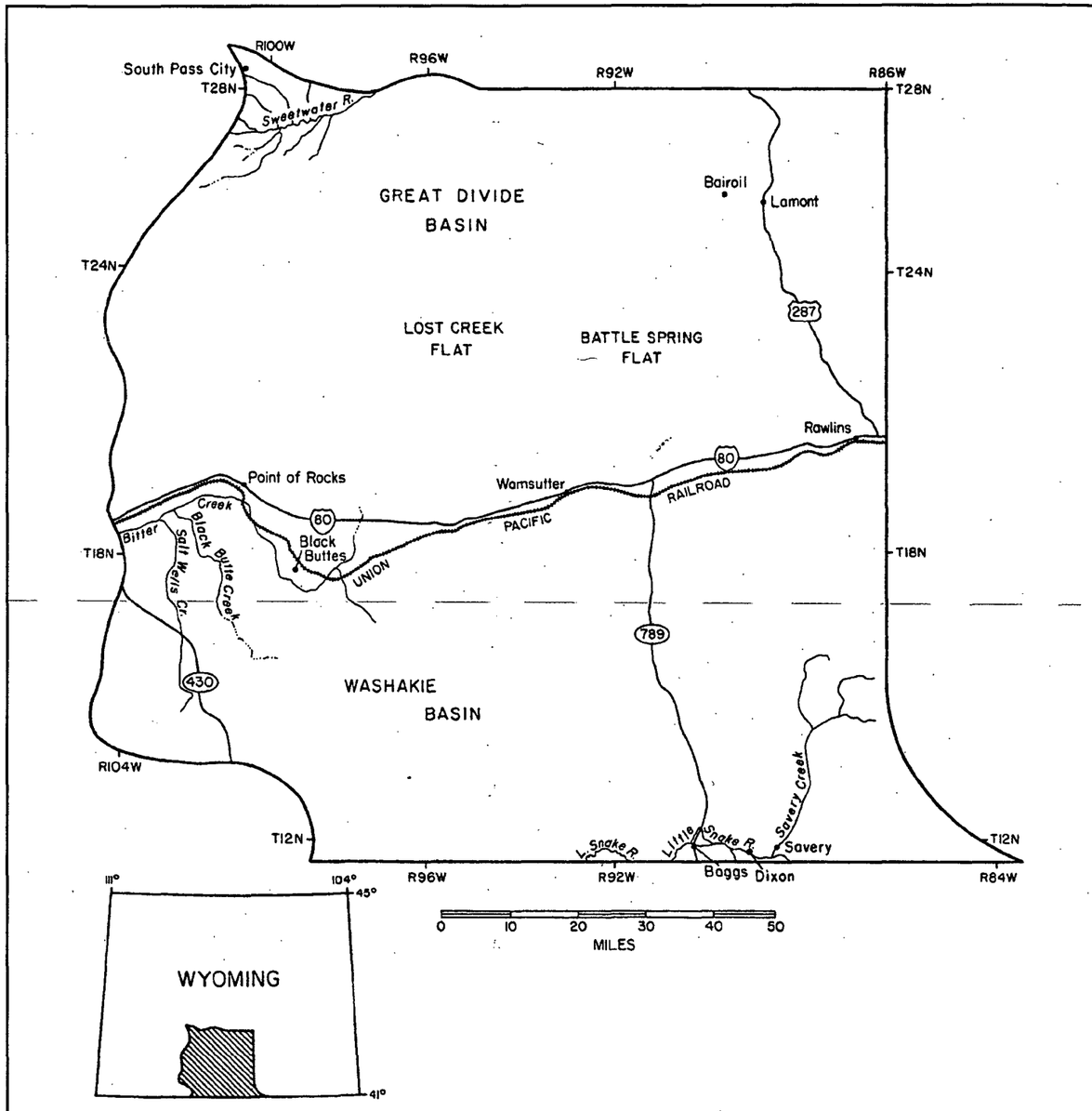

Figure II-1. Great Divide and Washakie basins study area.

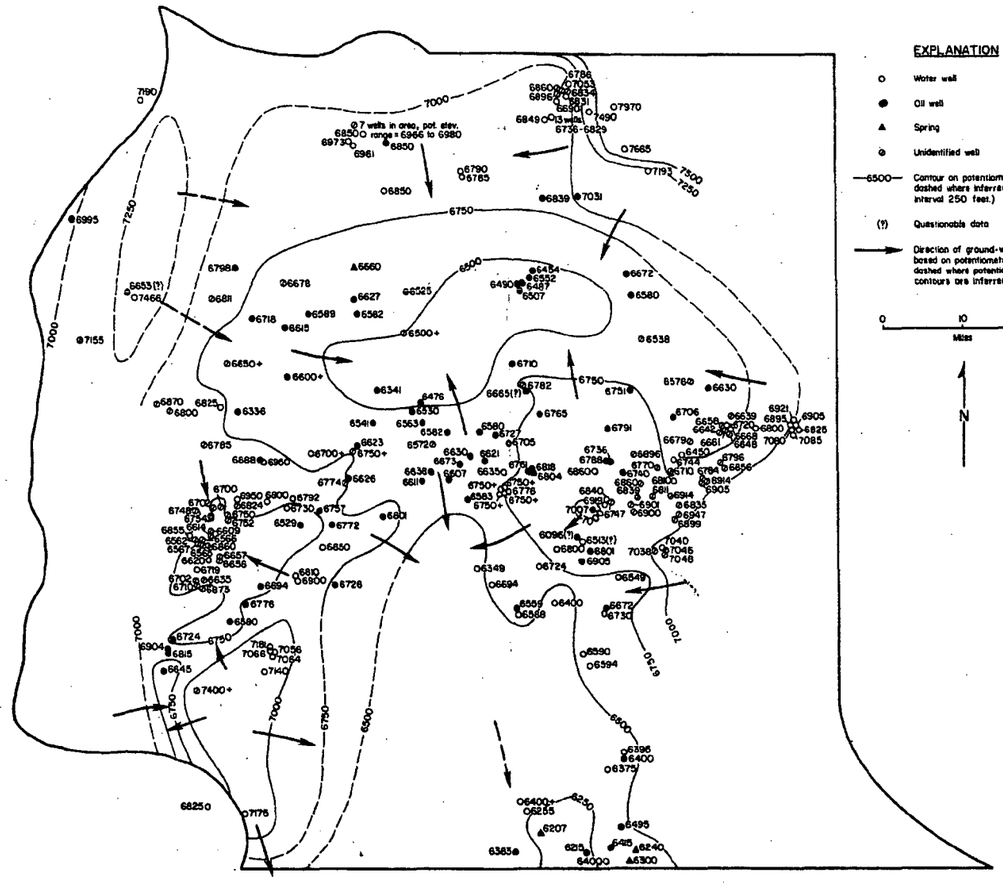

Figure V-2. Potentiometric surface map, Tertiary aquifer system.

REGIONAL GROUND WATER FLOW Ref. "Collentine et. al., 1981"				ANTELOPE AND JAB PROJECT SWEETWATER COUNTY, WYOMING	uraniumone™ investing in our energy · BRS ENGINEERING · Lidstone and Associates, Inc.
SCALE: SEE DRAWING	DATE	DWG. NO.	REV.		
DRAWN BY: JHF	6/5/08	Figure 2.7-13			
CHECKED: MES					
APPROVED:					

L:\WY\BRS\108\ACAD\GW_Flow_Figures.dwg, Figures II-1 and V-2, 6/5/2008 4:08:34 PM, ecrl

THIS PAGE IS AN OVERSIZED DRAWING OR FIGURE,

THAT CAN BE VIEWED AT THE RECORD TITLED:
DRAWING NO. FIGURE 2.7-8, "JAB SAMPLING LOCATION MAP"

WITHIN THIS PACKAGE... OR BY SEARCHING USING THE DOCUMENT/REPORT NO. FIGURE 2.7-8

D-03

THIS PAGE IS AN OVERSIZED DRAWING OR FIGURE,

THAT CAN BE VIEWED AT THE RECORD TITLED:
DRAWING NO. FIGURE 2.7-9, "ANTELOPE SAMPLING LOCATION MAP"

WITHIN THIS PACKAGE... OR BY SEARCHING USING THE DOCUMENT/REPORT NO. FIGURE 2.7-9

D-04

THIS PAGE IS AN OVERSIZED DRAWING OR FIGURE,

THAT CAN BE VIEWED AT THE RECORD TITLED:

DRAWING NO. FIGURE 2.7-14, "JAB POTENTIOMETRIC SURFACE MAP SEPTEMBER 2007"

WITHIN THIS PACKAGE... OR BY SEARCHING USING THE DOCUMENT/REPORT NO. FIGURE 2.7-14

D-05

THIS PAGE IS AN OVERSIZED DRAWING OR FIGURE,

THAT CAN BE VIEWED AT THE RECORD TITLED:
DRAWING NO. FIGURE 2.7-15, "ANTELOPE POTENTIOMETRIC SURFACE MAP MARCH-APRIL 2008"

WITHIN THIS PACKAGE... OR BY SEARCHING USING THE DOCUMENT/REPORT NO. FIGURE 2.7-15

D-06

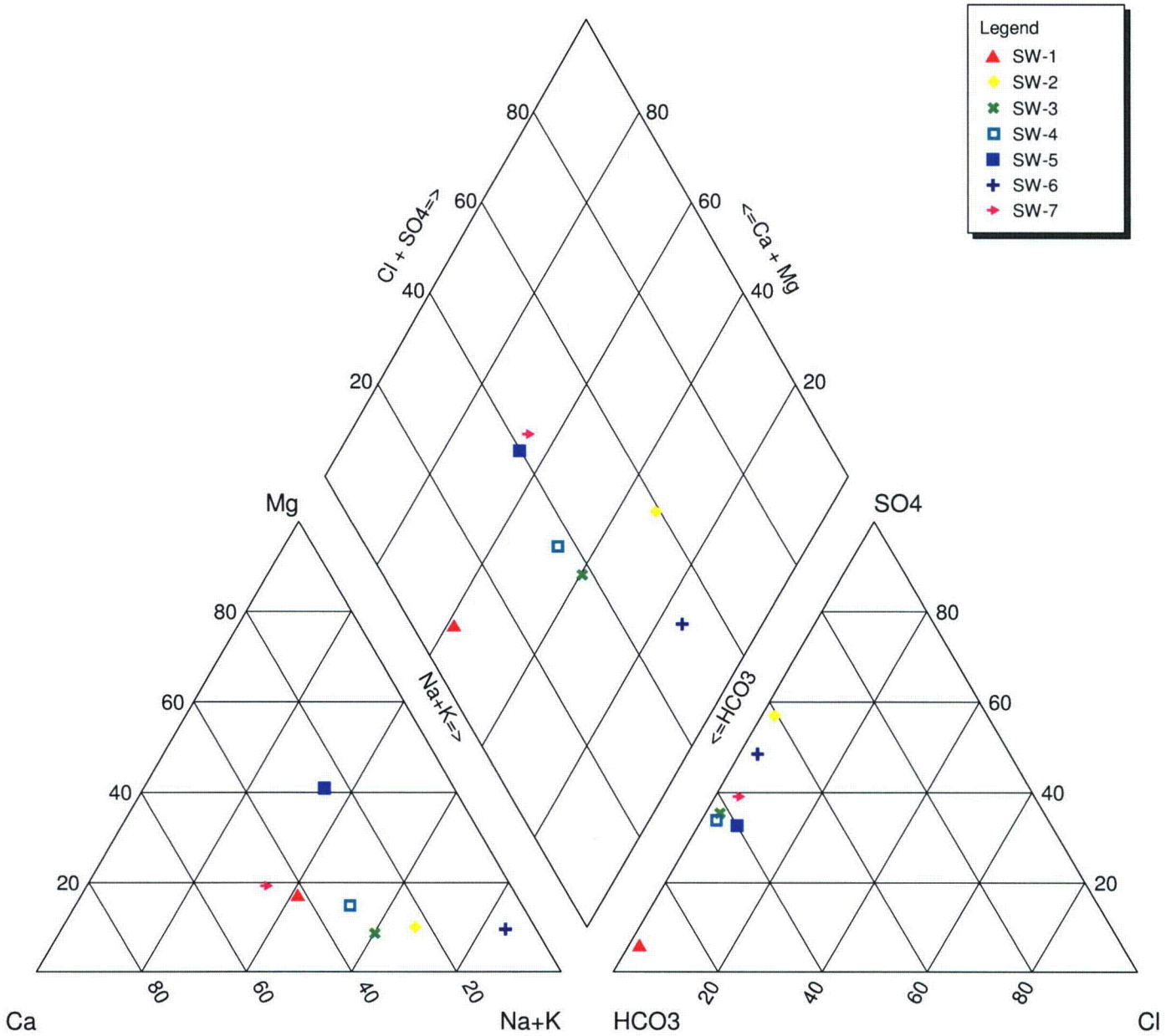

Description: FIGURE 2.7-19 ANTELOPE AND JAB SURFACE WATER TRILINEAR DIAGRAM

uraniumone™ investing in our energy	PROJECT: ANTELOPE AND JAB URANIUM	PROJECT NO: WYBRS108
	CLIENT: URANIUM ONE	DATE: 5/30/08

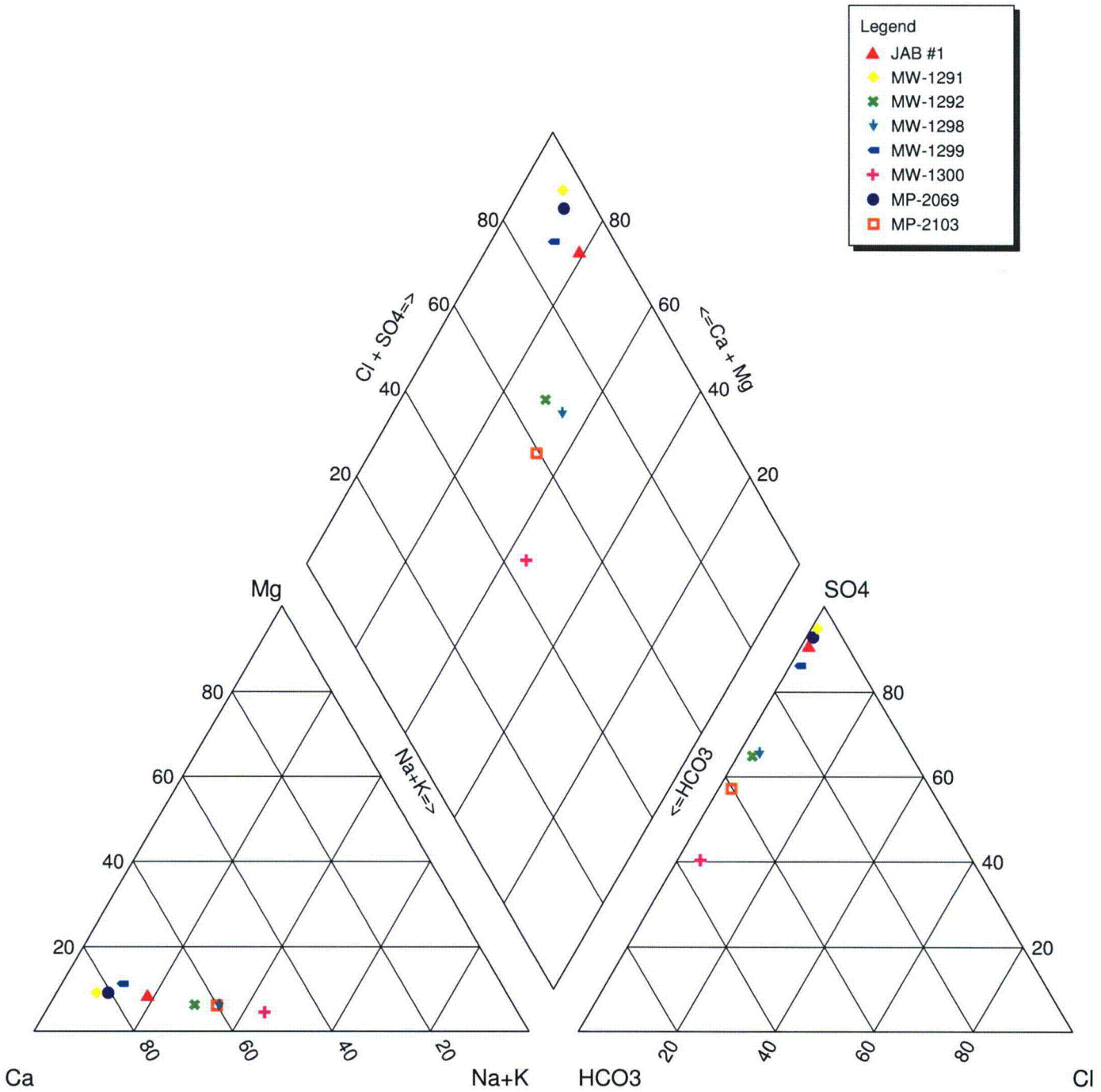

Description: FIGURE 2.7-20 JAB GROUND WATER TRILINEAR DIAGRAM

uraniumone™ investing in our energy	PROJECT: ANTELOPE AMD JAB URANIUM	PROJECT NO: WYBRS108
	CLIENT: URANIUM ONE	DATE: 5/30/08

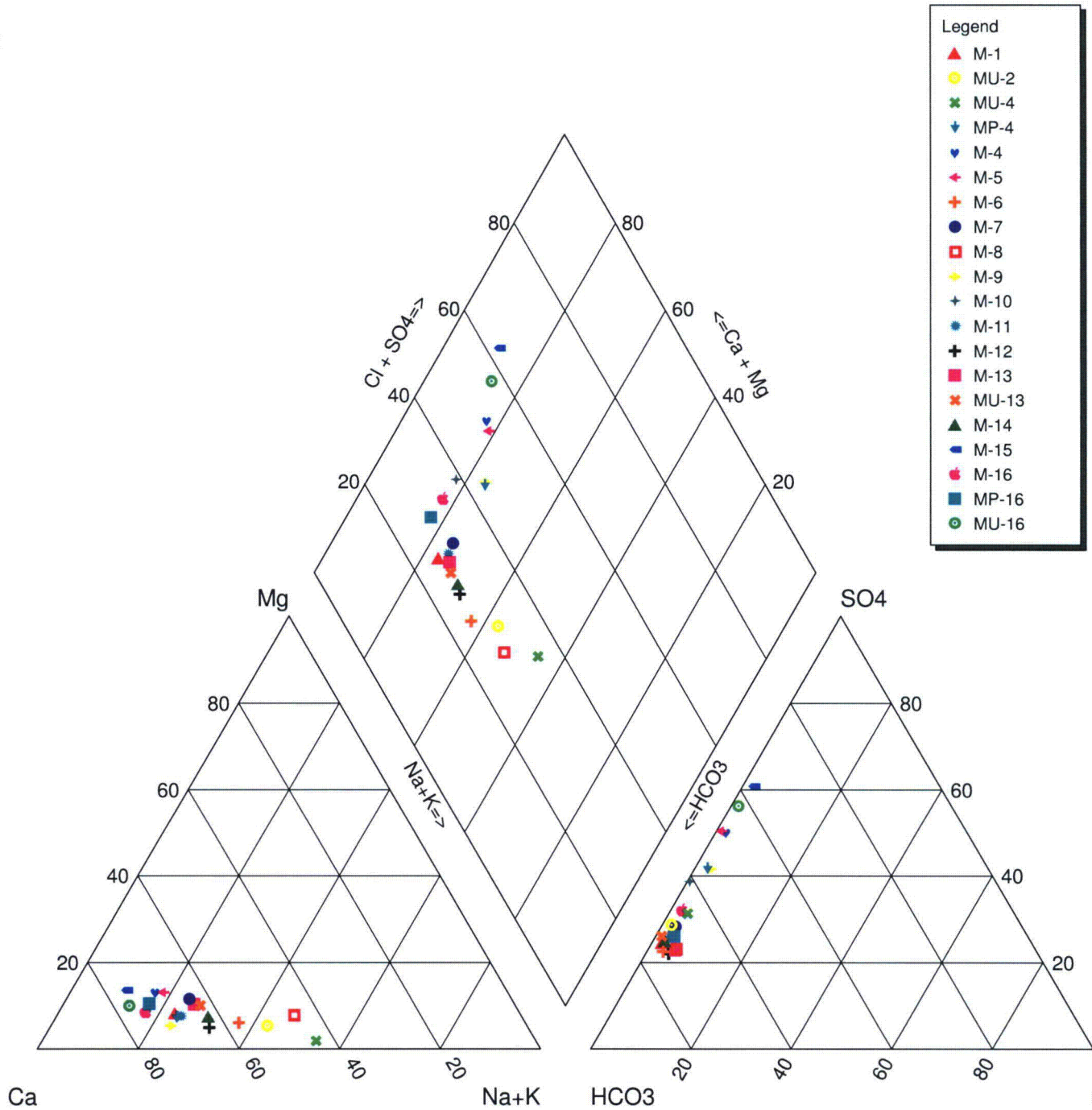

Description: FIGURE 2.7-21 ANTELOPE GROUND WATER TRINLINEAR DIAGRAM

uraniumone™ investing in our energy	PROJECT: ANTELOPE AND JAB URANIUM	PROJECT NO: WYBRS108
	CLIENT: URANIUM ONE	DATE: 5/30/08

THIS PAGE IS AN OVERSIZED DRAWING OR FIGURE,

THAT CAN BE VIEWED AT THE RECORD TITLED: DRAWING NO. FIGURE 2.7-22, "ANTELOPE AND JAB PERMITTED WATER RIGHTS"

WITHIN THIS PACKAGE... OR BY SEARCHING USING THE DOCUMENT/REPORT NO. FIGURE 2.7-22

D-07

Addendum 2.7-A Water Level Data

Static Water Level Measurements for JAB

Mine Name	Well Name	Well Depth (ft)	Date	SWL[1]	Ground Water Elevation	Completion Interval Elevations	Aquifer
JAB	MW-1291	190	6/28/2007	111.5	6791.33	6751-6711	Production Sand
			9/24/2007	111.6	6791.23		
			3/10/2008	112.64	6790.19		
	MW-1292	272	6/28/2007	76	6792.61	6637-6597	Production Sand
			9/24/2007	77.5	6791.11		
			3/10/2008	77.9	6790.71		
			3/12/2008	77.54	6791.07		
			3/24/2008	77.6	6791.01		
	MW-1298	287	6/27/2007	85.5	6787.62	6625-6585	Production Sand
			9/21/2007	85.4	6787.72		
	MW-1299	263	6/27/2007	130.8	6783.98	6686-6646	Production Sand
			9/21/2007	130.5	6784.28		
	MW-1300	236	6/29/2007	76.8	6793.77	6673-6633	Production Sand
			9/28/2007	76.7	6793.87		
	MW-1301	197	3/19/2008	110.04	6790.11	6722-6702	Production Sand
	MW-1302	192	3/19/2008	112.07	6790.13	6729-6709	Production Sand
			3/24/2008	112.2	6790		
	MW-1303	235	3/19/2008	114.98	6791.81	6689-6669	Underlying Sand
	MW-1307	315	3/24/2008	78.3	6790.22	6589-6569	Underlying Sand
	MP-2069	205	3/11/2008	106.85	6789.7	6735-6705	Production Sand
			3/19/2008	106.68	6789.87		
			3/24/2008	106.85	6789.7		
	MP-2103	260	3/11/2008	84.15	6791	6649-6624	Production Sand
			3/12/2008	84.62	6790.53		
			3/24/2008	84.88	6790.27		
	JAB #1	220	9/28/2007	120	6791.14	6729-6689	Production Sand
			11/21/2007	120	6791.14		

1. SWL = Static Water Level in feet below top of casing

Static Water Level Measurements for Antelope

Mine Name	Well Name	Well Depth (ft)	Date	SWL[1]	Ground Water Elevation	Completion Interval Elevations	Aquifer
ANTELOPE	M-1	400	12/20/2007	256.3	7011.58	7028-6868	140-100
			4/3/2008	257.15	7010.73		
	M-2	440	12/20/2007	319.12	6916.03	6884-6859	190-150
	MU-2	600	3/17/2008	314.4	6919.55	6722-6697	140-100
			4/3/2008	314.28	6919.67		
	M-3	390	3/24/2008	328.43	6913.94	6895-6875	190-150
	M-4	600	11/21/2007	276	6905.6	6781-6721	190-150
			3/25/2008	274.62	6906.98		
			4/2/2008	275.3	6906.3		
	MP-4	600	3/7/2008	270.83	6909.54	6753-6733	190-150
			3/25/2008	272.11	6908.26		
	MU-4	800	3/6/2008	268.55	6911.83	6522-6502	190-150
			3/25/2008	269.2	6911.18		
	M-5	380	11/27/2007	293.4	6913.44	6875-6855	190-150
			3/25/2008	293.43	6913.41		
			4/1/2008	294.06	6912.78		
	M-6	460	1/1/2008	334.4	6917.04	6825-6790	140-100
			3/20/2008	332.75	6918.69		
			4/4/2008	333.35	6918.09		
	M-7	505	4/3/2008	391.36	6919.63	6964-6804	190-150
	M-8	700	12/28/2007	293.6	6934.15	6656-6636	140-100
			4/3/2008	295.89	6931.86		
	M-9	1000	12/28/2007	327.1	6885.93	6691-6671	240-200
			3/28/2008	331.61	6881.42		
	M-10	403	11/27/2007	200.2	7051.08	7051-6851	240-200, 290-250
			4/7/2008	221.32	7029.96		
	M-11	500	1/25/2008	177.85	7072.4	6793-6768	190-150
			4/8/2008	182.84	7067.41		
	M-12	500	12/29/2007	207.6	7139.09	6954-6924	190-150
			4/7/2008	208.7	7137.99		
	M-13	460	3/25/2008	218.28	7154.2	6986-6946	140-100
			4/1/2008	218.55	7153.93		
			4/3/2008	218.55	7153.93		
	MU-13	800	4/3/2008	261.61	7113.94	666-6641	90-50
			4/7/2008	261.52	7114.03		
	M-14	400	12/29/2007	137	7147.41	6923-6898	140-100
			4/8/2008	137.24	7147.17		
	M-15	360	4/2/2008	221.47	7141.81	7072-7022	190-150
	M-16	360	12/29/2007	192.55	7184.47	7130-7115	190-150
			3/27/2008	192.8	7184.22		
			4/2/2008	193.73	7183.29		
	MP-16	300	3/27/2008	197.96	7184.01	7115-7100	190-150
			3/28/2008	197.33	7184.64		
	MU-16	700	3/27/2008	195.04	7186.37	6920-6880	140-100
			4/2/2008	195.43	7185.98		

1. SWL = Static Water Level in feet below top of casing

Addendum 2.7-B JAB Aquifer Test Data

2103 Aquifer Test Analysis

JAB Project **Uranium One Inc.** **Lidstone and Associates, Inc.**	**Site Plan**	
	Project: JAB P-2103 Well Testing	
	Number: WYBRS108	
	Client: Uranium One Inc.	
Location: Sec. 15, T26N, R94W, W of Bairoil, WY	Scale 1:8750	Map Origin [m] X: 744115.51 Y: 4677630.25

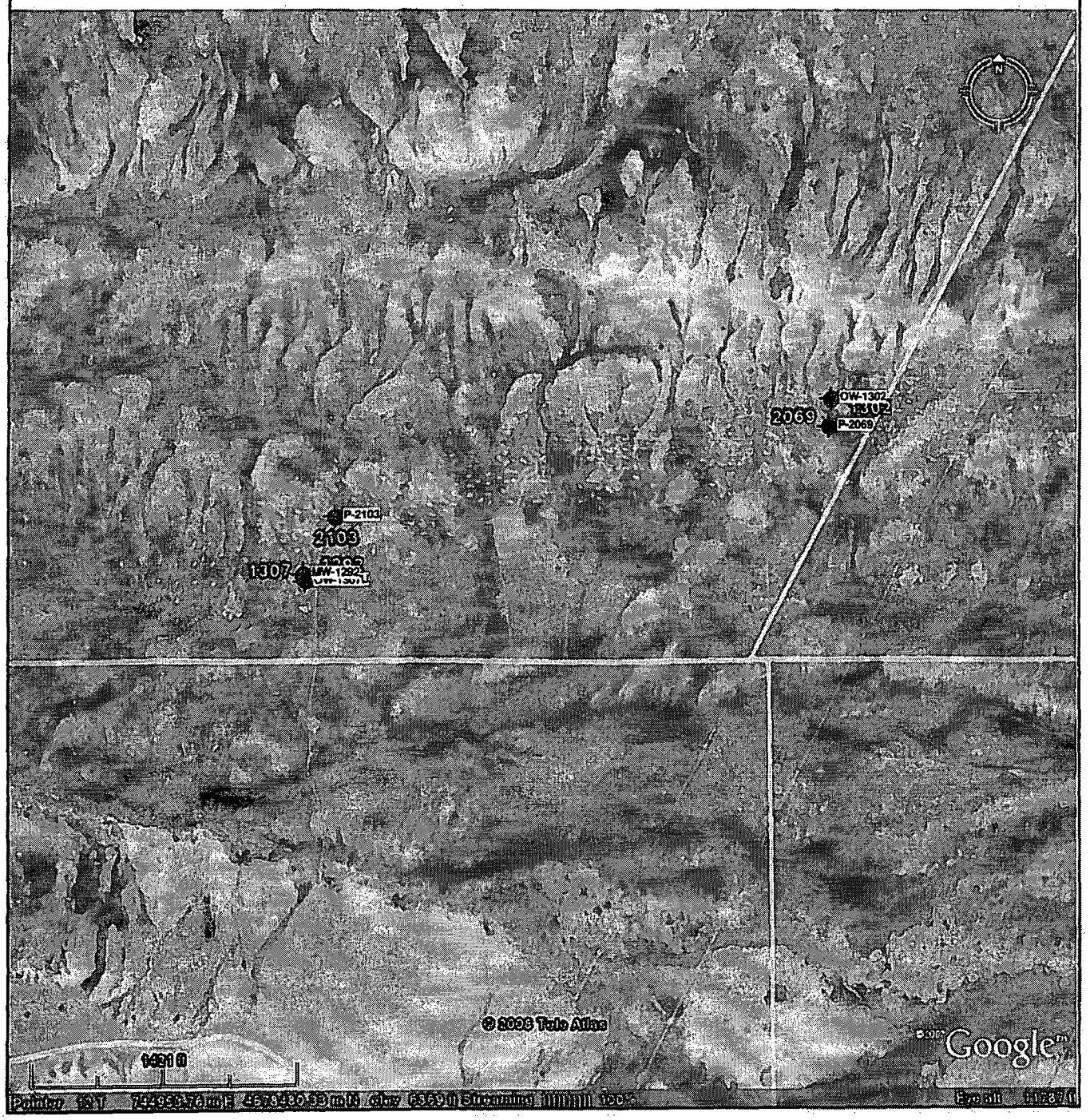

JAB Project **Uranium One Inc.** **Lidstone and Associates, Inc.**	**Pumping Test Analysis Report**
	Project: JAB P-2103 Well Testing
	Number: WYBRS108
	Client: Uranium One Inc.

Location: Sec. 15, T26N, R94W, W of Bairoil, WY	Pumping Test: P-2103 Constant Rate Test	Pumping Well: P-2103
Test Conducted by: A. Korte & C. Larson		Test Date: 3/24/2008
Aquifer Thickness: 35.00 ft	Discharge: variable, average rate 16.217 [U.S. gal/min]	

	Analysis Name	Analysis Performed	Analysis Date	Method name	Well	T [U.S. gal/d-ft]	K [U.S. gal/d-ft²]	S
1	Hantush-Leaky	M. Stacy	4/18/2008	Hantush	P-2103	1.36×10^{3}	3.89×10^{1}	1.59×10^{-5}
2	Cooper Jacob	M. Stacy	4/18/2008	Cooper & Jacob I	P-2103	1.85×10^{3}	5.29×10^{1}	2.47×10^{-8}
3	Theis Recovery	M. Stacy	4/18/2008	Theis Recovery	P-2103	2.13×10^{3}	6.07×10^{1}	
4	Hantush Observe W	M. Stacy	4/18/2008	Hantush	OW-1307U	1.18×10^{3}	3.38×10^{1}	1.90×10^{-4}
5	Hantush Observe W	M. Stacy	4/18/2008	Hantush	MW-1292	1.85×10^{3}	5.27×10^{1}	3.54×10^{-5}
6	Cooper Jacob Obser	M. Stacy	4/18/2008	Cooper & Jacob I	OW-1307U	4.18×10^{3}	1.20×10^{2}	1.21×10^{-4}
7	Cooper Jacob Obser	M. Stacy	4/18/2008	Cooper & Jacob I	MW-1292	2.42×10^{3}	6.90×10^{1}	1.96×10^{-5}
8	Theis Recovery Obs	M. Stacyls	4/18/2008	Theis Recovery	MW-1292	2.20×10^{3}	6.30×10^{1}	
9	Cooper Jacob Distan	M. Stacy	4/18/2008	Cooper & Jacob II	multiple	1.86×10^{3}	5.30×10^{1}	6.57×10^{-5}
					Average	2.11×10^{3}	6.04×10^{1}	6.39×10^{-5}

JAB Project
Uranium One Inc.
Lidstone and Associates, Inc.

Wells
Project: JAB P-2103 Well Testing
Number: WYBRS108
Client: Uranium One Inc.

Location: Sec. 15, T26N, R94W, W of Bairoil, WY

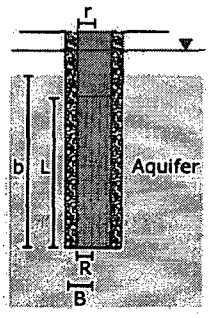

	Name	X [m]	Y [m]	Elevation (amsl	Penetration	R [ft]	L [ft]	r [ft]	B [ft]
1	P-2103	744628.51	4678555.25	2093.0616	Fully	0.125	25	0.188	0.33
2	OW-1307U	744582.51	4678454.25	2091.8424	Fully	0.08	20	0.08	0.25
3	MW-1292	744579.51	4678465.25	2091.8424	Fully	0.21	40	0.21	0.375
4	P-2069	745397.51	4678696.25	2093.976	Fully	0.125	30	0.1875	0.33
5	OW-1302	745401.51	4678740.25	2096.1096	Fully	0.08	20	0.08	0.25

JAB Project **Uranium One Inc.** **Lidstone and Associates, Inc.**	**Pumping Test Analysis Report**
	Project: JAB P-2103 Well Testing
	Number: WYBRS108
	Client: Uranium One Inc.

Location: Sec. 15, T26N, R94W, W of Bairoil, WY	Pumping Test: P-2103 Constant Rate Test	Pumping Well: P-2103
Test Conducted by: A. Korte & C. Larson		Test Date: 3/24/2008
Analysis Performed by: M. Stacy	P-2103 Time Drawdown	Analysis Date: 4/17/2008
Aquifer Thickness: 35.00 ft	Discharge: variable, average rate 16.217 [U.S. gal/min]	

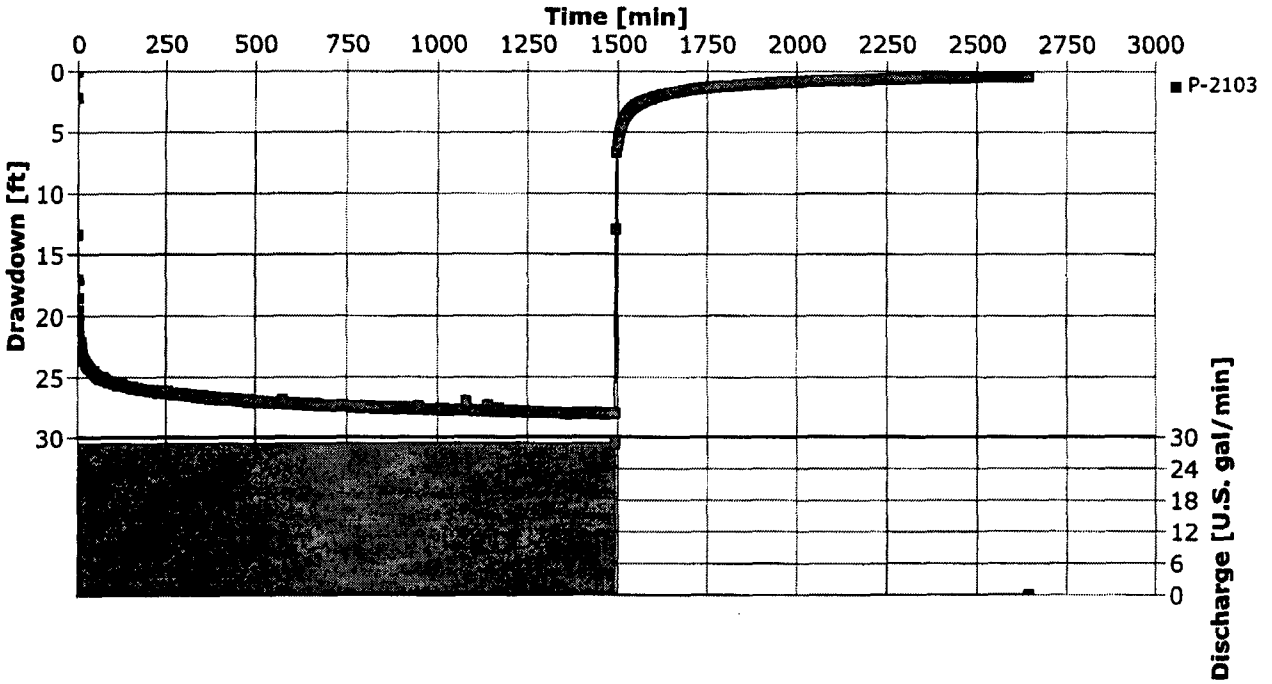

JAB Project Uranium One Inc. Lidstone and Associates, Inc.	Pumping Test Analysis Report
	Project: JAB P-2103 Well Testing
	Number: WYBRS108
	Client: Uranium One Inc.

Location: Sec. 15, T26N, R94W, W of Bairoil, WY	Pumping Test: P-2103 Constant Rate Test	Pumping Well: P-2103
Test Conducted by: A. Korte & C. Larson		Test Date: 3/24/2008
Analysis Performed by: M. Stacy	Observation Wells Time Drawdown	Analysis Date: 4/18/2008
Aquifer Thickness: 35.00 ft	Discharge: variable, average rate 16.217 [U.S. gal/min]	

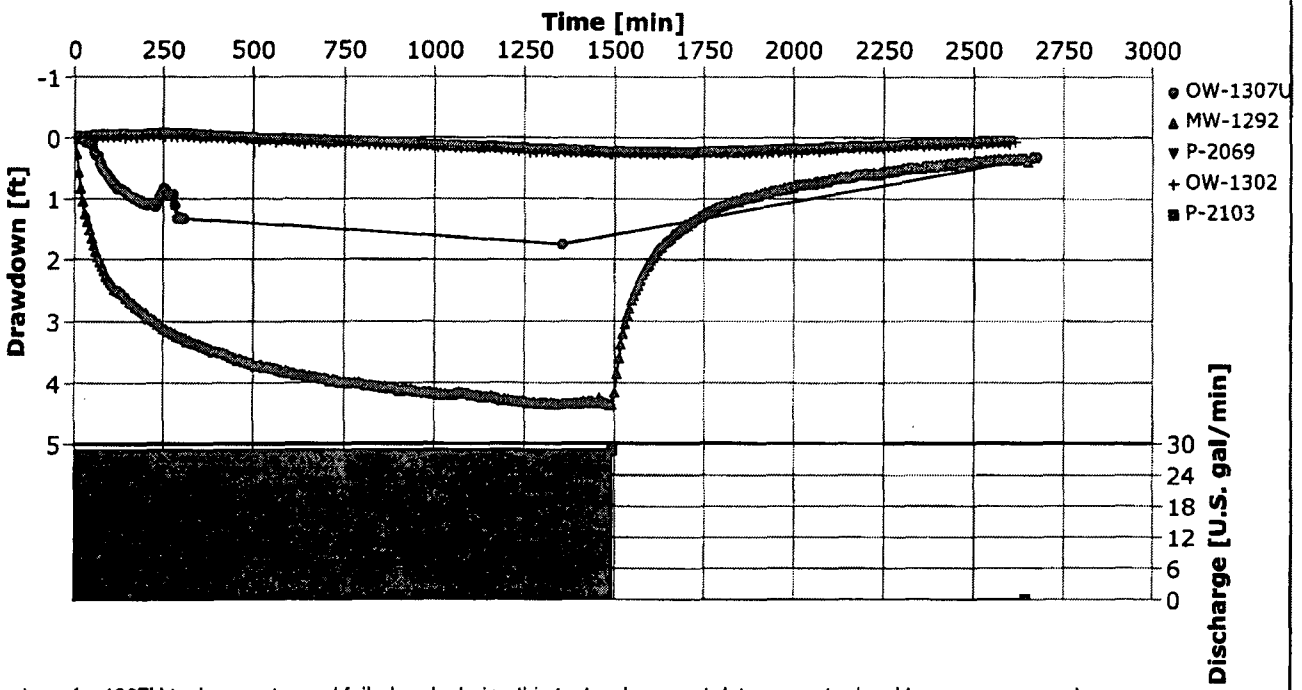

Transducer for 1307U took on water and failed early during this test, subsequent data are water level tape measurements.

JAB Project Uranium One Inc. Lidstone and Associates, Inc.	Pumping Test Analysis Report
	Project: JAB P-2103 Well Testing
	Number: WYBRS108
	Client: Uranium One Inc.

Location: Sec. 15, T26N, R94W, W of Bairoil, WY	Pumping Test: P-2103 Constant Rate Test	Pumping Well: P-2103
Test Conducted by: A. Korte & C. Larson		Test Date: 3/24/2008
Analysis Performed by: M. Stacy	Hantush-Leaky	Analysis Date: 4/18/2008
Aquifer Thickness: 35.00 ft	Discharge: variable, average rate 16.217 [U.S. gal/min]	

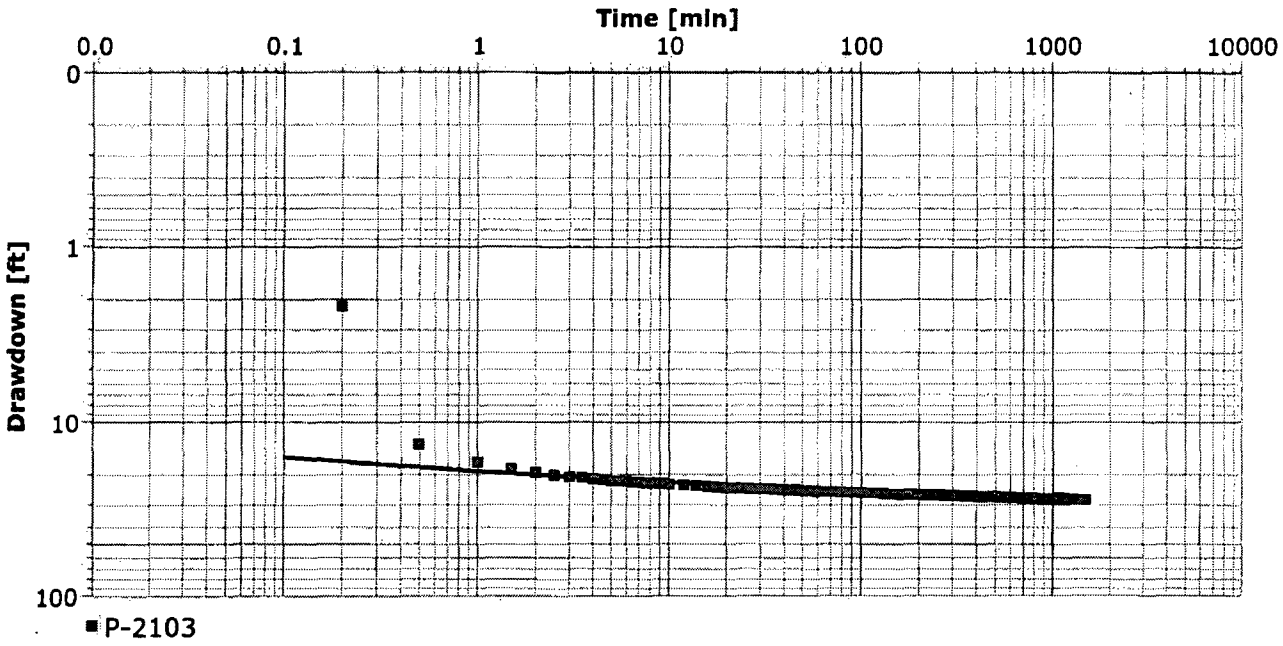

Calculation after Hantush

Observation Well	Transmissivity [U.S. gal/d-ft]	Hydraulic Conductivity [U.S. gal/d-ft²]	Storage coefficient	Hydr. resistance [min]	Radial Distance to PW [m]
P-2103	1.36×10^{3}	3.89×10^{1}	1.59×10^{-5}	9.71×10^{7}	0.04

JAB Project Uranium One Inc. Lidstone and Associates, Inc.	Pumping Test Analysis Report
	Project: JAB P-2103 Well Testing
	Number: WYBRS108
	Client: Uranium One Inc.

Location: Sec. 15, T26N, R94W, W of Bairoil, WY	Pumping Test: P-2103 Constant Rate Test	Pumping Well: P-2103
Test Conducted by: A. Korte & C. Larson		Test Date: 3/24/2008
Analysis Performed by: M. Stacy	Cooper Jacob	Analysis Date: 4/18/2008
Aquifer Thickness: 35.00 ft	Discharge: variable, average rate 16.217 [U.S. gal/min]	

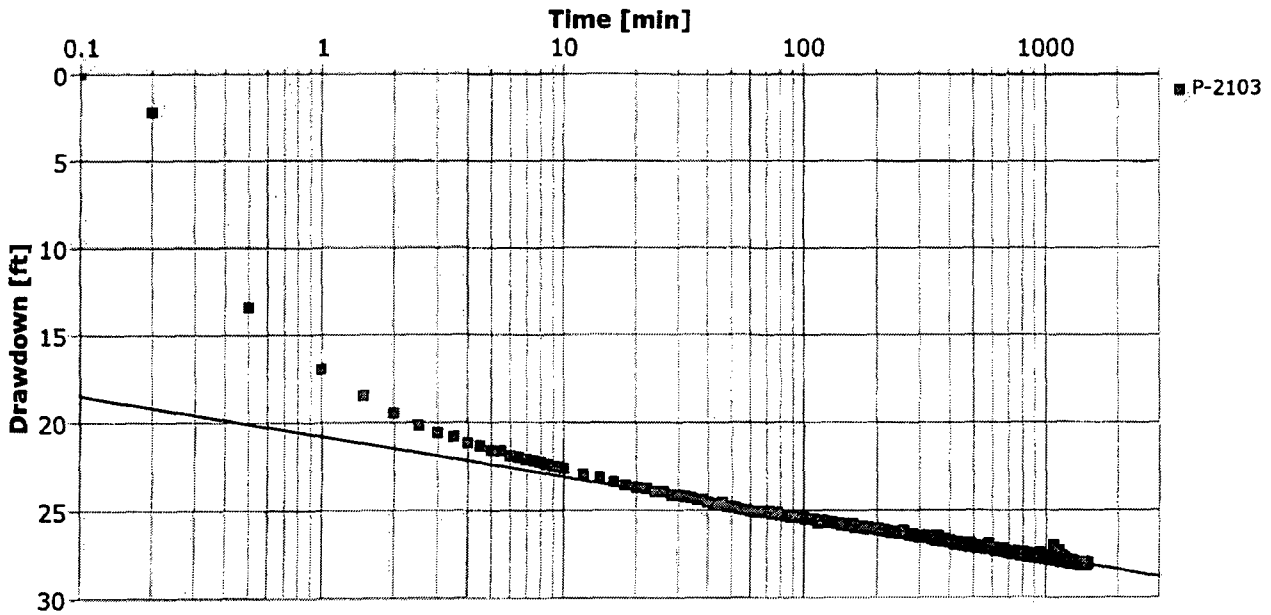

Calculation after Cooper & Jacob

Observation Well	Transmissivity [U.S. gal/d-ft]	Hydraulic Conductivity [U.S. gal/d-ft²]	Storage coefficient	Radial Distance to PW [m]	
P-2103	1.85×10^{3}	5.29×10^{1}	2.47×10^{-8}	0.04	

JAB Project Uranium One Inc. Lidstone and Associates, Inc.	Pumping Test Analysis Report
	Project: JAB P-2103 Well Testing
	Number: WYBRS108
	Client: Uranium One Inc.

Location: Sec. 15, T26N, R94W, W of Bairoil, WY	Pumping Test: P-2103 Constant Rate Test	Pumping Well: P-2103
Test Conducted by: A. Korte & C. Larson		Test Date: 3/24/2008
Analysis Performed by: M. Stacy	Theis Recovery	Analysis Date: 4/18/2008
Aquifer Thickness: 35.00 ft	Discharge: variable, average rate 16.217 [U.S. gal/min]	

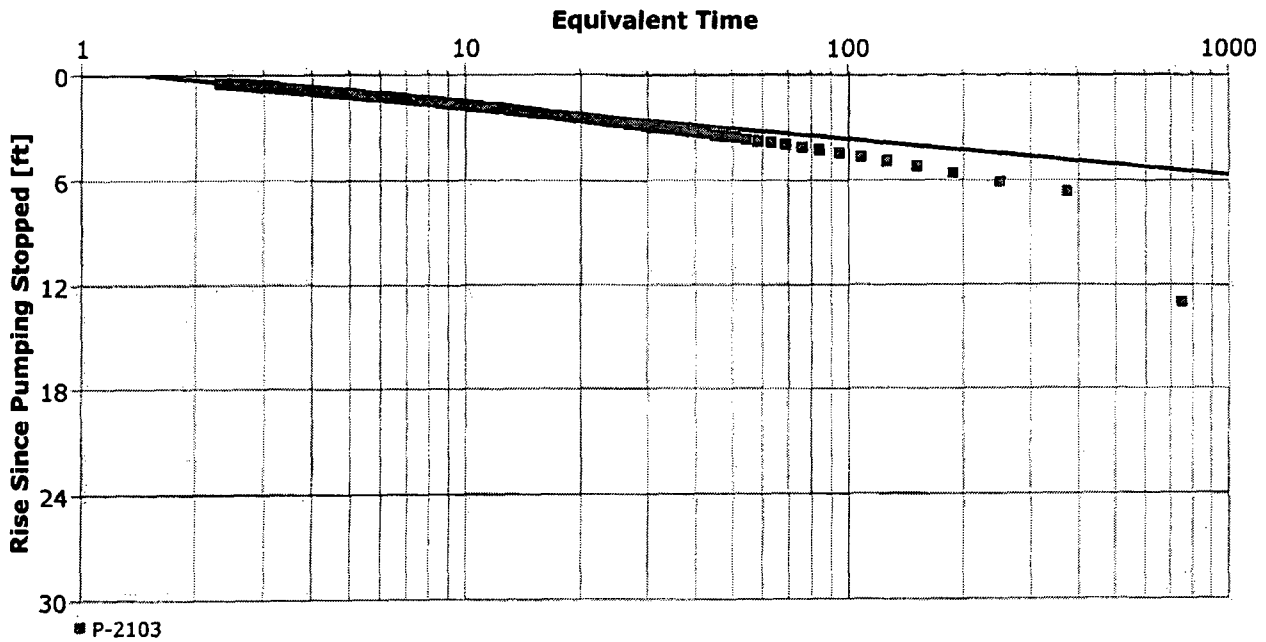

Calculation after Theis & Jacob

Observation Well	Transmissivity [U.S. gal/d-ft]	Hydraulic Conductivity [U.S. gal/d-ft²]	Radial Distance to PW [m]	
P-2103	2.13×10^3	6.07×10^1	0.04	

JAB Project Uranium One Inc. Lidstone and Associates, Inc.	Pumping Test Analysis Report
	Project: JAB P-2103 Well Testing
	Number: WYBRS108
	Client: Uranium One Inc.

Location: Sec. 15, T26N, R94W, W of Bairoil, WY	Pumping Test: P-2103 Constant Rate Test	Pumping Well: P-2103
Test Conducted by: A. Korte & C. Larson		Test Date: 3/24/2008
Analysis Performed by: M. Stacy	Hantush Observe Wells	Analysis Date: 4/18/2008
Aquifer Thickness: 35.00 ft	Discharge: variable, average rate 16.217 [U.S. gal/min]	

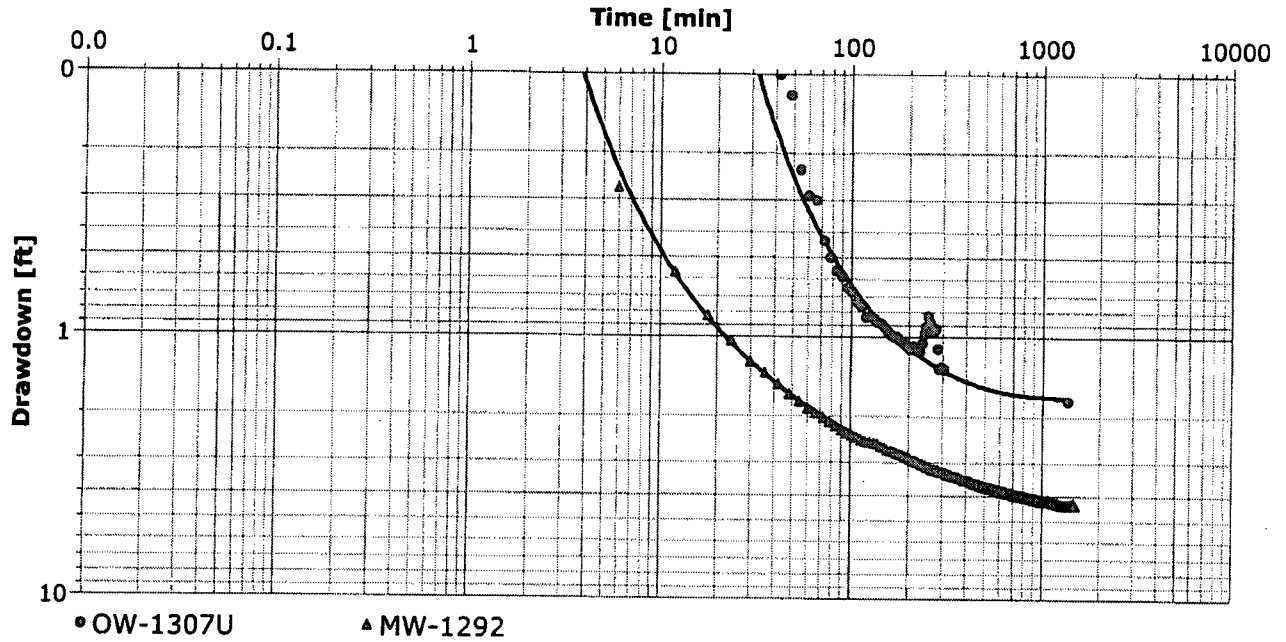

Calculation after Hantush

Observation Well	Transmissivity [U.S. gal/d-ft]	Hydraulic Conductivity [U.S. gal/d-ft²]	Storage coefficient	Hydr. resistance [min]	Radial Distance to PW [m]
OW-1307U	1.18×10^3	3.38×10^1	1.90×10^{-4}	1.78×10^6	110.98
MW-1292	1.85×10^3	5.27×10^1	3.54×10^{-5}	5.56×10^7	102.47
Average	1.52×10^3	4.33×10^1	1.12×10^{-4}	2.87×10^7	

JAB Project Uranium One Inc. Lidstone and Associates, Inc.	Pumping Test Analysis Report
	Project: JAB P-2103 Well Testing
	Number: WYBRS108
	Client: Uranium One Inc.

Location: Sec. 15, T26N, R94W, W of Bairoil, WY	Pumping Test: P-2103 Constant Rate Test	Pumping Well: P-2103
Test Conducted by: A. Korte & C. Larson		Test Date: 3/24/2008
Analysis Performed by: M. Stacy	Cooper Jacob Observe Wells	Analysis Date: 4/18/2008
Aquifer Thickness: 35.00 ft	Discharge: variable, average rate 16.217 [U.S. gal/min]	

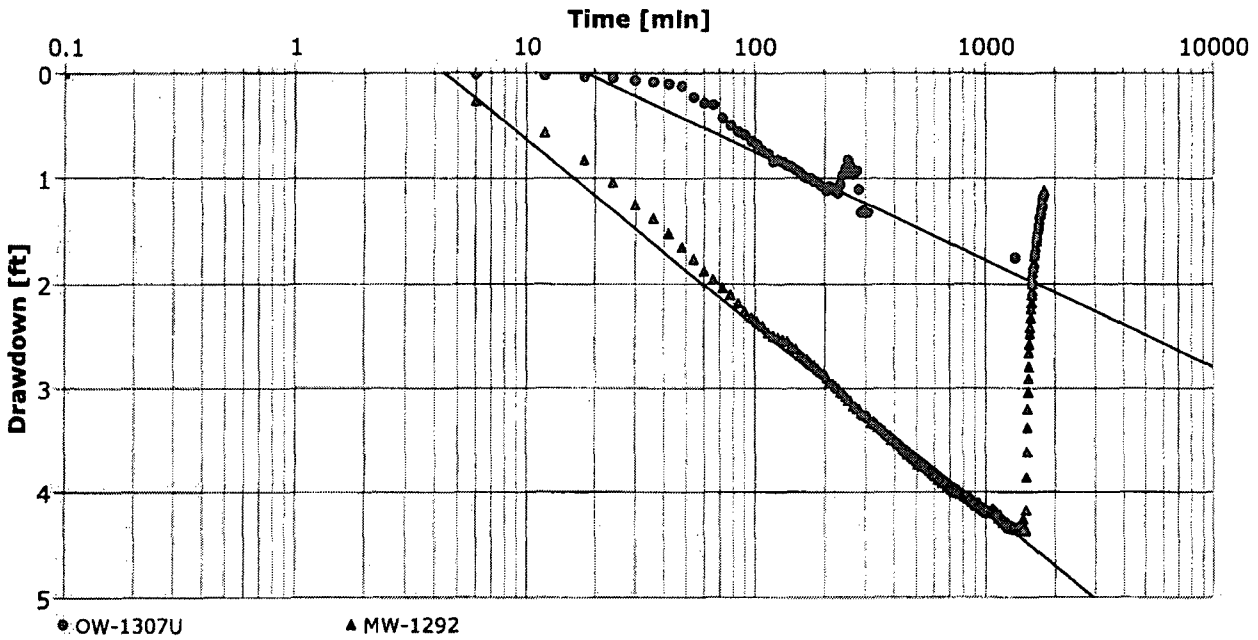

Calculation after Cooper & Jacob

Observation Well	Transmissivity [U.S. gal/d-ft]	Hydraulic Conductivity [U.S. gal/d-ft²]	Storage coefficient	Radial Distance to PW [m]	
OW-1307U	4.18×10^3	1.20×10^2	1.21×10^{-4}	110.98	
MW-1292	2.42×10^3	6.90×10^1	1.96×10^{-5}	102.47	
Average	3.30×10^3	9.43×10^1	7.04×10^{-5}		

JAB Project Uranium One Inc. Lidstone and Associates, Inc.	Pumping Test Analysis Report
	Project: JAB P-2103 Well Testing
	Number: WYBRS108
	Client: Uranium One Inc.

Location: Sec. 15, T26N, R94W, W of Bairoil, WY	Pumping Test: P-2103 Constant Rate Test	Pumping Well: P-2103
Test Conducted by: A. Korte & C. Larson		Test Date: 3/24/2008
Analysis Performed by: M. Stacy	Theis Recovery Observe Wells	Analysis Date: 4/18/2008
Aquifer Thickness: 35.00 ft	Discharge: variable, average rate 16.217 [U.S. gal/min]	

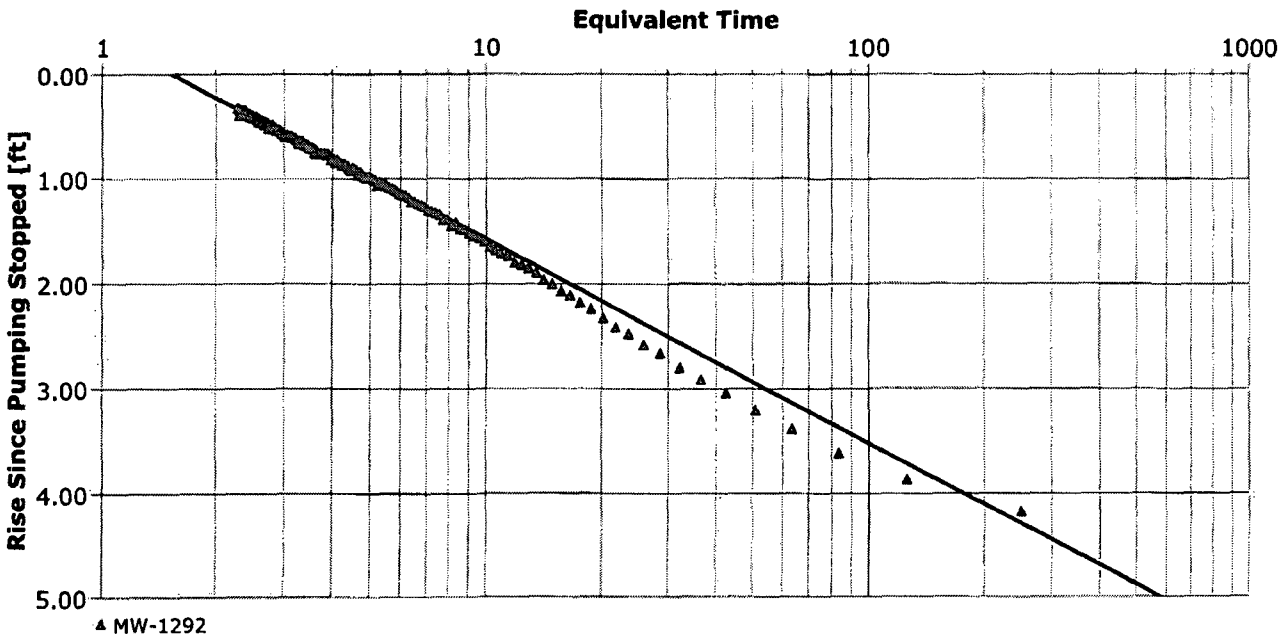

Calculation after Theis & Jacob

Observation Well	Transmissivity [U.S. gal/d-ft]	Hydraulic Conductivity [U.S. gal/d-ft²]	Radial Distance to PW [m]	
MW-1292	2.20×10^3	6.30×10^1	102.47	

JAB Project Uranium One Inc. Lidstone and Associates, Inc.	Pumping Test Analysis Report
	Project: JAB P-2103 Well Testing
	Number: WYBRS108
	Client: Uranium One Inc.

Location: Sec. 15, T26N, R94W, W of Bairoil, WY	Pumping Test: P-2103 Constant Rate Test	Pumping Well: P-2103
Test Conducted by: A. Korte & C. Larson		Test Date: 3/24/2008
Analysis Performed by: M. Stacy	Cooper Jacob Distance DD	Analysis Date: 4/18/2008
Aquifer Thickness: 35.00 ft	Discharge: variable, average rate 16.217 [U.S. gal/min]	

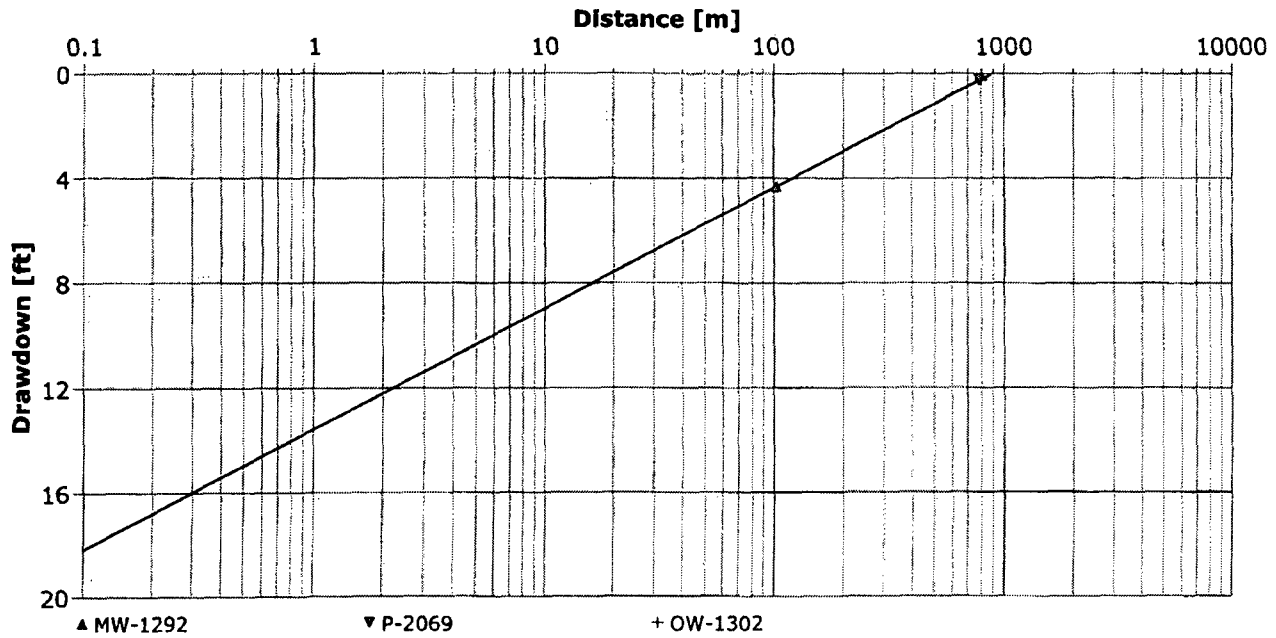

Calculation after Cooper & Jacob

	Transmissivity [U.S. gal/d-ft]	Hydraulic Conductivity [U.S. gal/d-ft²]	Storage coefficient	
Point of time [min]: 1440	1.86×10^{3}	5.30×10^{1}	6.57×10^{-5}	

P2069 Aquifer Test Analysis

JAB Project **Uranium One Inc.** **Lidstone and Associates, Inc.**	**Site Plan**	
	Project: JAB P-2069 Aquifer Test	
	Number: WYBRS108	
	Client: Uranium One Inc.	
Location: Sec. 14, T26N, R94W, W. of Bairoil, WY	Scale 1:3750	Map Origin [m] X: 745064.93 Y: 4678361.04

JAB Project Uranium One Inc. Lidstone and Associates, Inc.	**Pumping Test Analysis Report**
	Project: JAB P-2069 Aquifer Test
	Number: WYBRS108
	Client: Uranium One Inc.

Location: Sec. 14, T26N, R94W, W. of Bairoil, WY	Pumping Test: P-2069 Constant Rate Test	Pumping Well: P-2069
Test Conducted by: M. Stacy, A. Korte, & C. Larson		Test Date: 3/19/2008
Aquifer Thickness: 40.00 ft	Discharge: variable, average rate 4.1531 [U.S. gal/min]	

	Analysis Name	Analysis Performed	Analysis Date	Method name	Well	T [U.S. gal/d-ft]	K [U.S. gal/d-ft^2]	S
1	Hantush-Leaky	M. Stacy	4/28/2008	Hantush	P-2069	8.50×10^{2}	2.13×10^{1}	1.11×10^{-7}
2	Cooper Jacob	M. Stacy	4/28/2008	Cooper & Jacob I	P-2069	1.16×10^{3}	2.89×10^{1}	3.47×10^{-11}
3	Theis Recovery	M. Stacy	4/28/2008	Theis Recovery	P-2069	1.01×10^{3}	2.52×10^{1}	
4	Cooper Jacob DD	M. Stacy	4/28/2008	Cooper & Jacob II	multiple	6.84×10^{2}	1.71×10^{1}	7.07×10^{-5}
5	Hantush Observatior	M. Stacy	4/28/2008	Hantush	OW-1301	7.90×10^{2}	1.98×10^{1}	6.94×10^{-6}
6	Hantush Observatior	M. Stacy	4/28/2008	Hantush	OW-1302	6.93×10^{2}	1.73×10^{1}	1.55×10^{-5}
7	Hantush Observatior	M. Stacy	4/28/2008	Hantush	MW-1291	5.85×10^{2}	1.46×10^{1}	8.08×10^{-5}
8	Cooper Jacob Obs W	M. Stacy	4/28/2008	Cooper & Jacob I	OW-1301	8.01×10^{2}	2.00×10^{1}	7.09×10^{-6}
9	Cooper Jacob Obs W	M. Stacy	4/28/2008	Cooper & Jacob I	OW-1302	7.62×10^{2}	1.91×10^{1}	1.11×10^{-5}
10	Theis Observe Wel	M. Stacy	4/28/2008	Theis Recovery	OW-1301	1.08×10^{3}	2.69×10^{1}	
11	Theis Observe Wel	M. Stacy	4/28/2008	Theis Recovery	OW-1302	1.10×10^{3}	2.74×10^{1}	
12	Theis Observe Wel	M. Stacy	4/28/2008	Theis Recovery	MW-1291	9.23×10^{2}	2.31×10^{1}	
					Average	8.69×10^{2}	2.17×10^{1}	2.40×10^{-5}

JAB Project
Uranium One Inc.
Lidstone and Associates, Inc.

Wells
Project: JAB P-2069 Aquifer Test
Number: WYBRS108
Client: Uranium One Inc.

Location: Sec. 14, T26N, R94W, W. of Bairoil, WY



	Name	X [m]	Y [m]	Elevation (amsl	Penetration	R [ft]	L [ft]	r [ft]	B [ft]
1	P-2069	745404.68	4678702.29	2093.97	Fully	0.125	30	0.1875	0.33
2	OW-1301	745412.18	4678736.79	2095.5	Fully	0.08	20	0.08	0.25
3	OW-1302	745407.68	4678747.29	2096.11	Fully	0.08	20	0.08	0.25
4	MW-1291	745409.93	4678754.04	2096.11	Fully	0.21	40	0.21	0.375
5	OW-1303U	745403.18	4678773.54	2096.41	Fully	0.08	20	0.08	0.25

JAB Project Uranium One Inc. Lidstone and Associates, Inc.	Pumping Test Analysis Report
	Project: JAB P-2069 Aquifer Test
	Number: WYBRS108
	Client: Uranium One Inc.

Location: Sec. 14, T26N, R94W, W. of Bairoil, WY	Pumping Test: P-2069 Constant Rate Test	Pumping Well: P-2069
Test Conducted by: M. Stacy, A. Korte, & C. Larson		Test Date: 3/19/2008
Analysis Performed by: M. Stacy	MP-2069 Time Drawdown	Analysis Date: 4/23/2008
Aquifer Thickness: 40.00 ft	Discharge: variable, average rate 4.1531 [U.S. gal/min]	

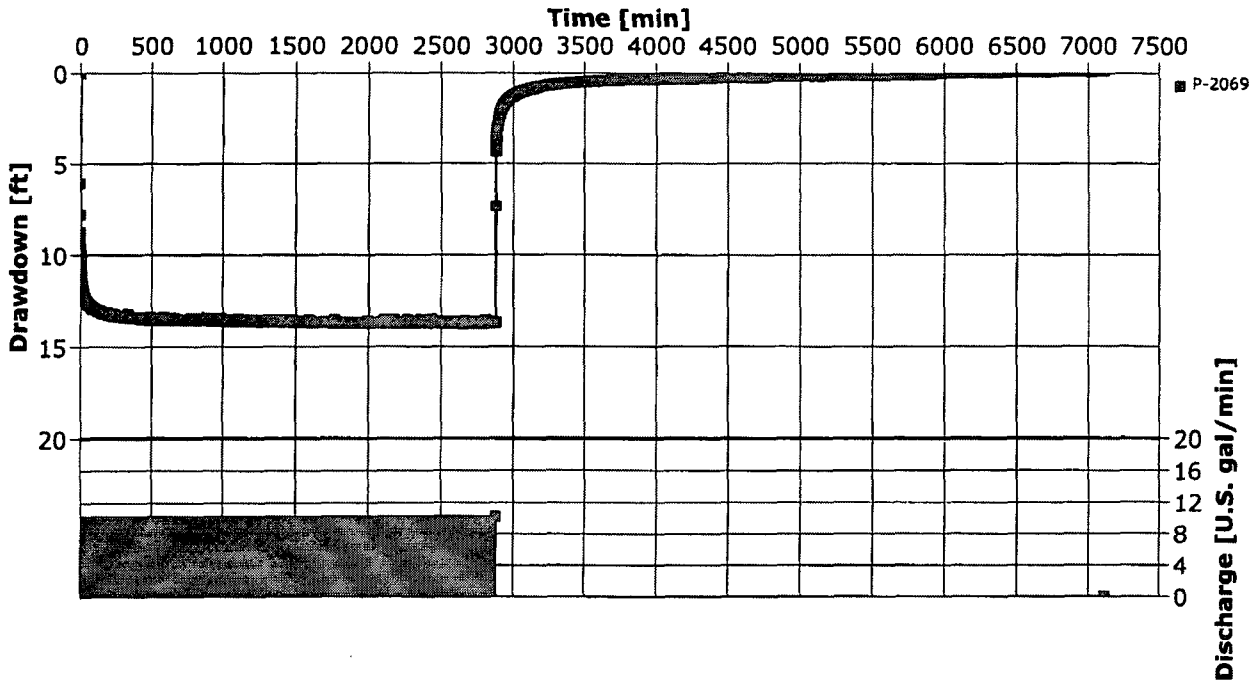

JAB Project Uranium One Inc. Lidstone and Associates, Inc.	Pumping Test Analysis Report
	Project: JAB P-2069 Aquifer Test
	Number: WYBRS108
	Client: Uranium One Inc.

Location: Sec. 14, T26N, R94W, W. of Bairoil, WY	Pumping Test: P-2069 Constant Rate Test	Pumping Well: P-2069
Test Conducted by: M. Stacy, A. Korte, & C. Larson		Test Date: 3/19/2008
Analysis Performed by: M. Stacy	Observation Wells Time Drawdown	Analysis Date: 4/23/2008
Aquifer Thickness: 40.00 ft	Discharge: variable, average rate 4.1531 [U.S. gal/min]	

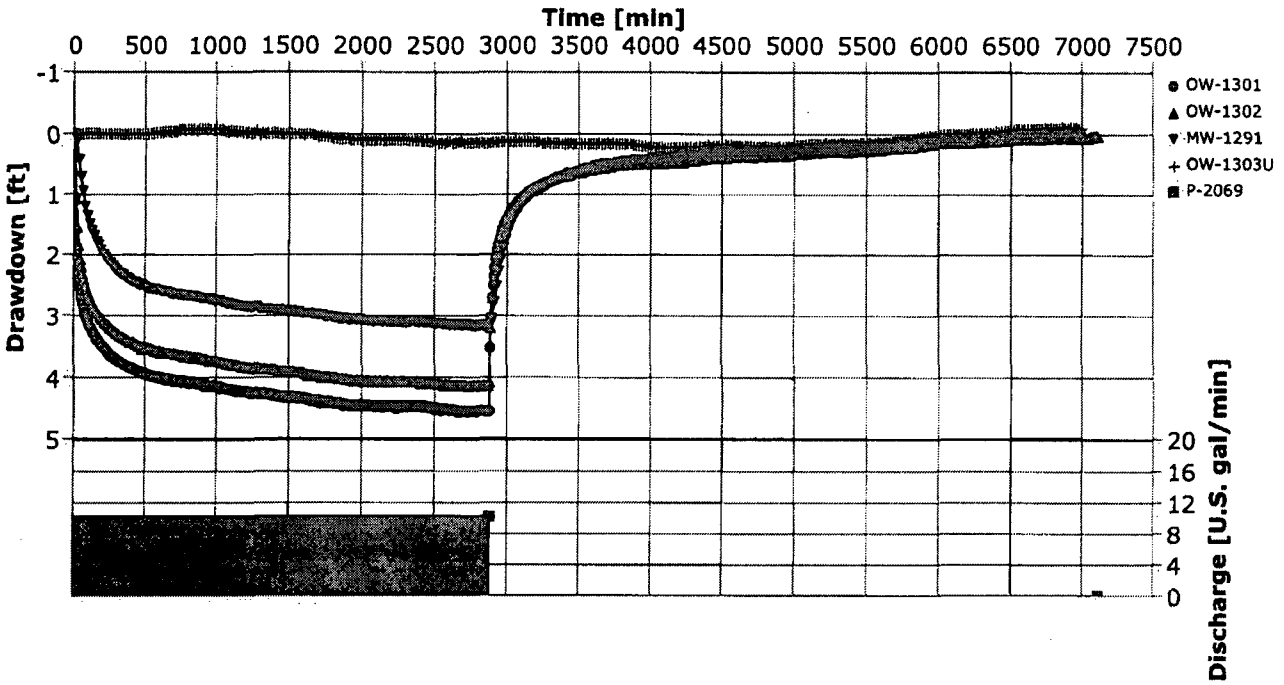

JAB Project Uranium One Inc. Lidstone and Associates, Inc.	Pumping Test Analysis Report
	Project: JAB P-2069 Aquifer Test
	Number: WYBRS108
	Client: Uranium One Inc.

Location: Sec. 14, T26N, R94W, W. of Bairoil, WY	Pumping Test: P-2069 Constant Rate Test	Pumping Well: P-2069
Test Conducted by: M. Stacy, A. Korte, & C. Larson		Test Date: 3/19/2008
Analysis Performed by: M. Stacy	Hantush-Leaky	Analysis Date: 4/28/2008
Aquifer Thickness: 40.00 ft	Discharge: variable, average rate 4.1531 [U.S. gal/min]	

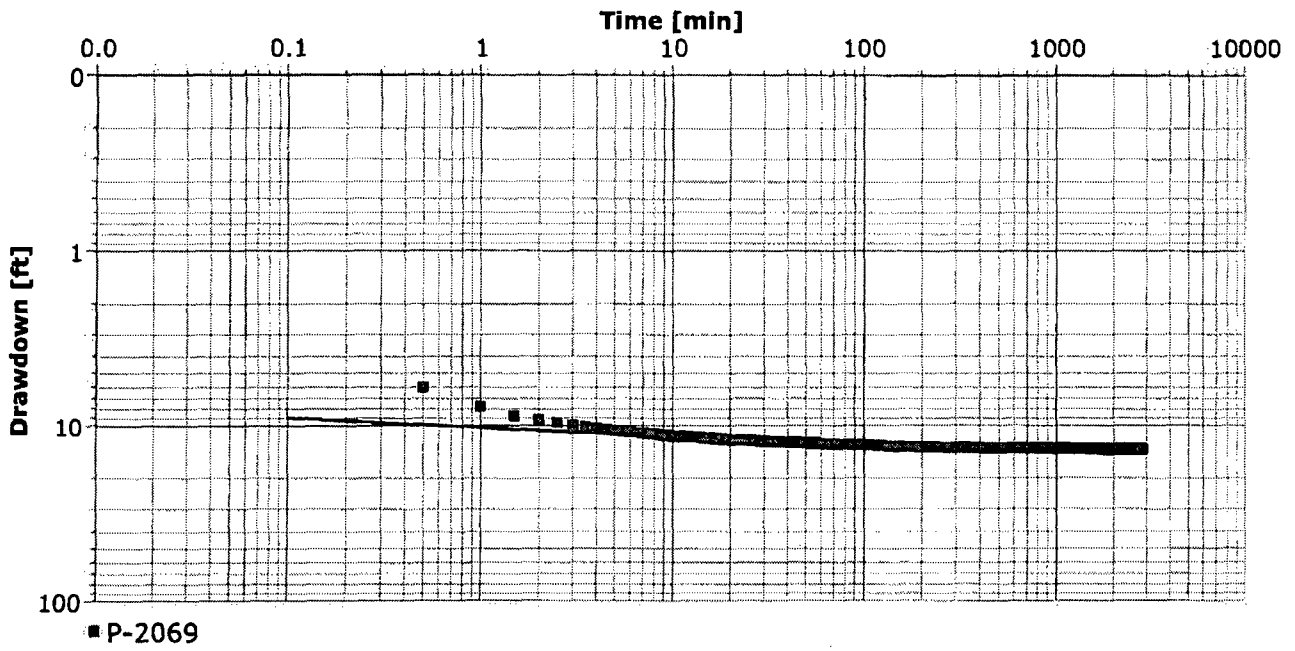

Calculation after Hantush

Observation Well	Transmissivity [U.S. gal/d-ft]	Hydraulic Conductivity [U.S. gal/d-ft²]	Storage coefficient	Hydr. resistance [min]	Radial Distance to PW [m]
P-2069	8.50×10^{2}	2.13×10^{1}	1.11×10^{-7}	5.52×10^{9}	0.04

JAB Project Uranium One Inc. Lidstone and Associates, Inc.	Pumping Test Analysis Report
	Project: JAB P-2069 Aquifer Test
	Number: WYBRS108
	Client: Uranium One Inc.

Location: Sec. 14, T26N, R94W, W. of Bairoil, WY	Pumping Test: P-2069 Constant Rate Test	Pumping Well: P-2069
Test Conducted by: M. Stacy, A. Korte, & C. Larson		Test Date: 3/19/2008
Analysis Performed by: M. Stacy	Cooper Jacob	Analysis Date: 4/28/2008
Aquifer Thickness: 40.00 ft	Discharge: variable, average rate 4.1531 [U.S. gal/min]	

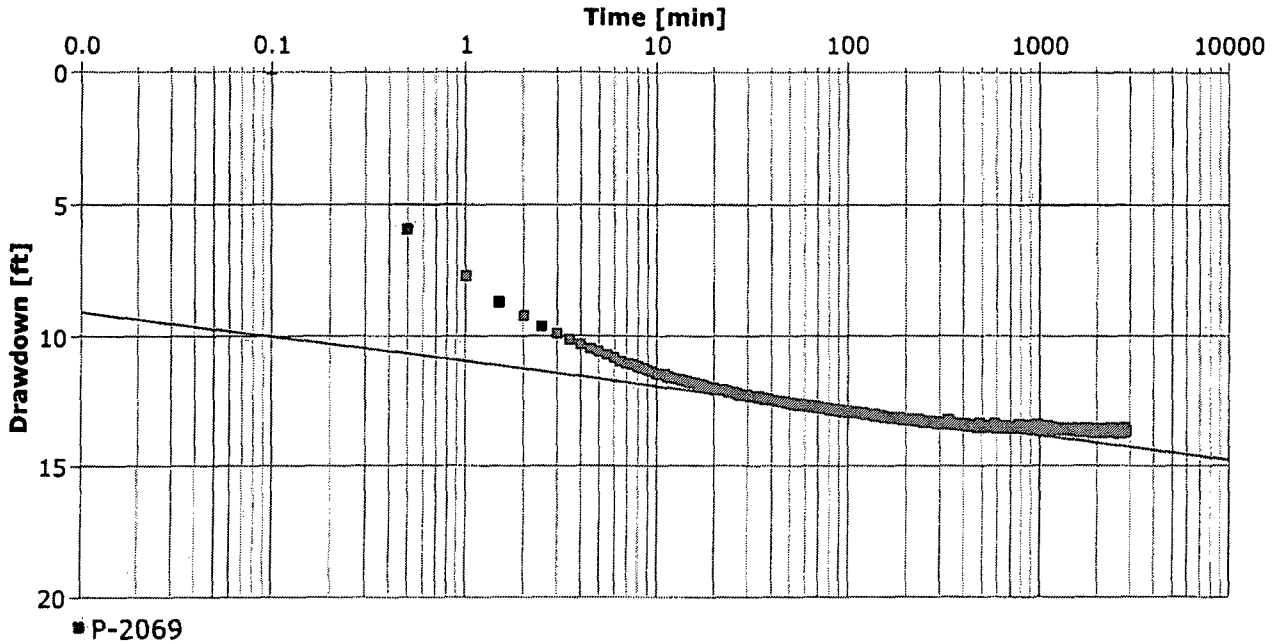

Calculation after Cooper & Jacob

Observation Well	Transmissivity [U.S. gal/d-ft]	Hydraulic Conductivity [U.S. gal/d-ft²]	Storage coefficient	Radial Distance to PW [m]	
P-2069	1.16×10^{3}	2.89×10^{1}	3.47×10^{-11}	0.04	

JAB Project Uranium One Inc. Lidstone and Associates, Inc.	Pumping Test Analysis Report
	Project: JAB P-2069 Aquifer Test
	Number: WYBRS108
	Client: Uranium One Inc.

Location: Sec. 14, T26N, R94W, W. of Bairoil, WY	Pumping Test: P-2069 Constant Rate Test	Pumping Well: P-2069
Test Conducted by: M. Stacy, A. Korte, & C. Larson		Test Date: 3/19/2008
Analysis Performed by: M. Stacy	Theis Recovery	Analysis Date: 4/28/2008
Aquifer Thickness: 40.00 ft	Discharge: variable, average rate 4.1531 [U.S. gal/min]	

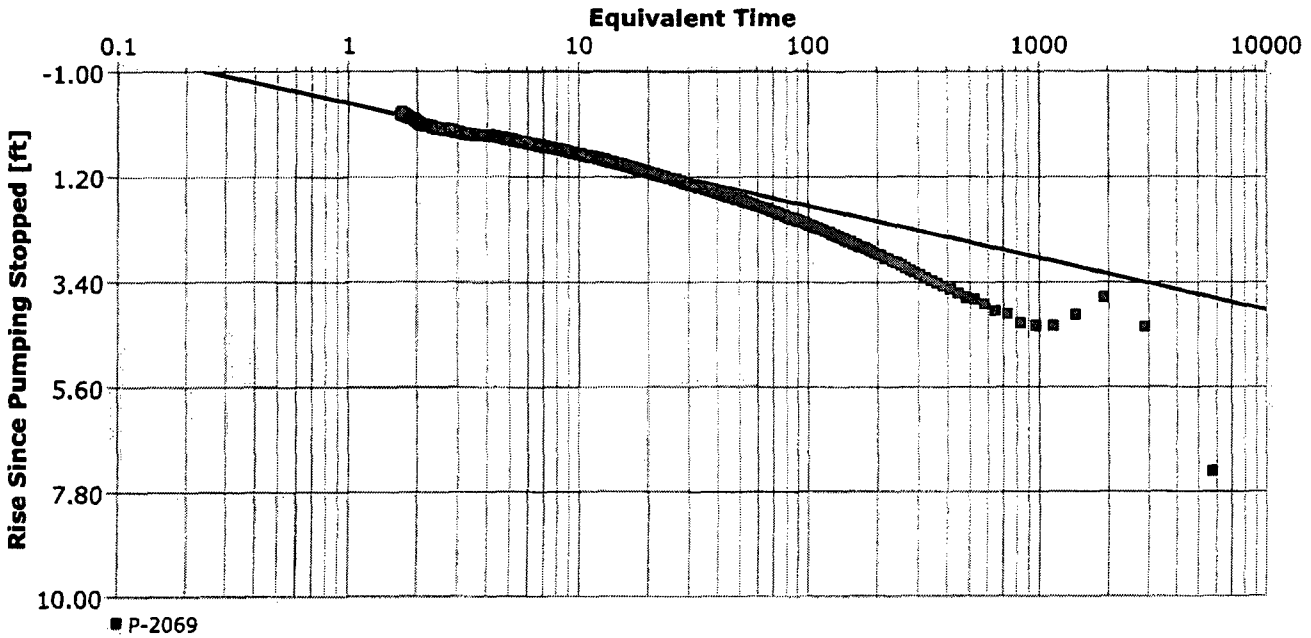

Calculation after Theis & Jacob

Observation Well	Transmissivity [U.S. gal/d-ft]	Hydraulic Conductivity [U.S. gal/d-ft²]	Radial Distance to PW [m]	
P-2069	1.01×10^3	2.52×10^1	0.04	

JAB Project Uranium One Inc. Lidstone and Associates, Inc.	Pumping Test Analysis Report
	Project: JAB P-2069 Aquifer Test
	Number: WYBRS108
	Client: Uranium One Inc.

Location: Sec. 14, T26N, R94W, W. of Bairoil, WY	Pumping Test: P-2069 Constant Rate Test	Pumping Well: P-2069
Test Conducted by: M. Stacy, A. Korte, & C. Larson		Test Date: 3/19/2008
Analysis Performed by: M. Stacy	Hantush Observation Wells	Analysis Date: 4/28/2008
Aquifer Thickness: 40.00 ft	Discharge: variable, average rate 4.1531 [U.S. gal/min]	

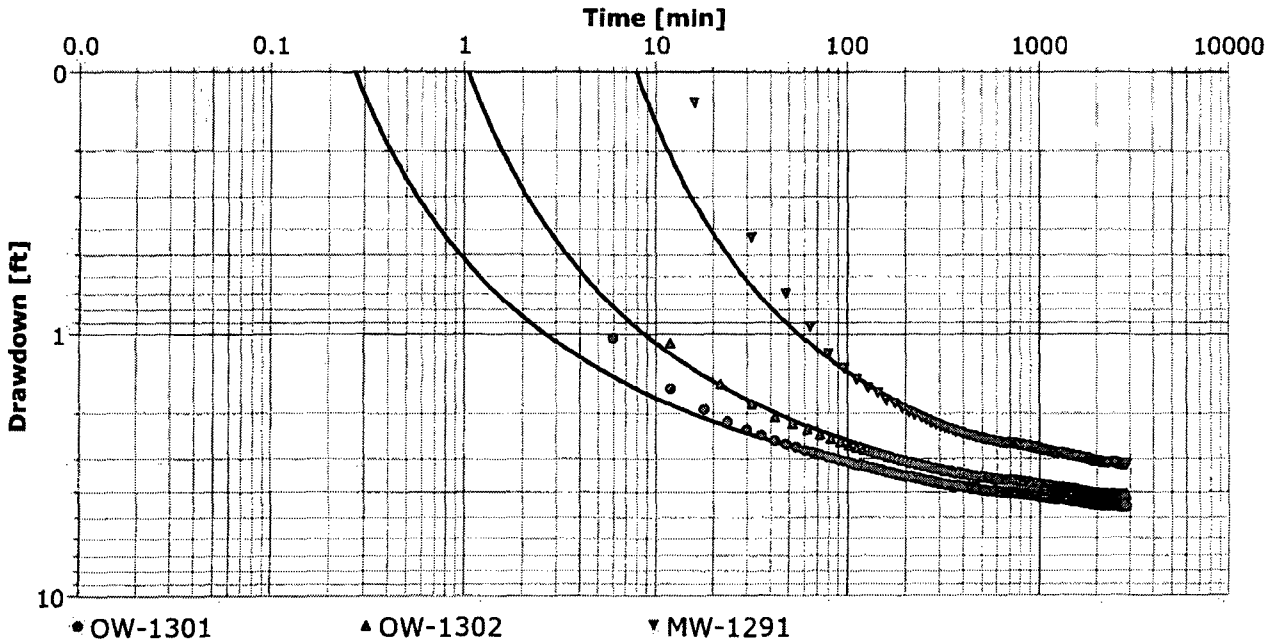

Calculation after Hantush

Observation Well	Transmissivity [U.S. gal/d-ft]	Hydraulic Conductivity [U.S. gal/d-ft²]	Storage coefficient	Hydr. resistance [min]	Radial Distance to PW [m]
OW-1301	7.90×10^{2}	1.98×10^{1}	6.94×10^{-6}	2.59×10^{8}	35.31
OW-1302	6.93×10^{2}	1.73×10^{1}	1.55×10^{-5}	1.13×10^{8}	45.1
MW-1291	5.85×10^{2}	1.46×10^{1}	8.08×10^{-5}	2.06×10^{7}	52.02
Average	6.89×10^{2}	1.72×10^{1}	3.44×10^{-5}	1.31×10^{8}	

JAB Project Uranium One Inc. Lidstone and Associates, Inc.	Pumping Test Analysis Report
	Project: JAB P-2069 Aquifer Test
	Number: WYBRS108
	Client: Uranium One Inc.

Location: Sec. 14, T26N, R94W, W. of Bairoil, WY	Pumping Test: P-2069 Constant Rate Test	Pumping Well: P-2069
Test Conducted by: M. Stacy, A. Korte, & C. Larson		Test Date: 3/19/2008
Analysis Performed by: M. Stacy	Cooper Jacob Obs Wells	Analysis Date: 4/28/2008
Aquifer Thickness: 40.00 ft	Discharge: variable, average rate 4.1531 [U.S. gal/min]	

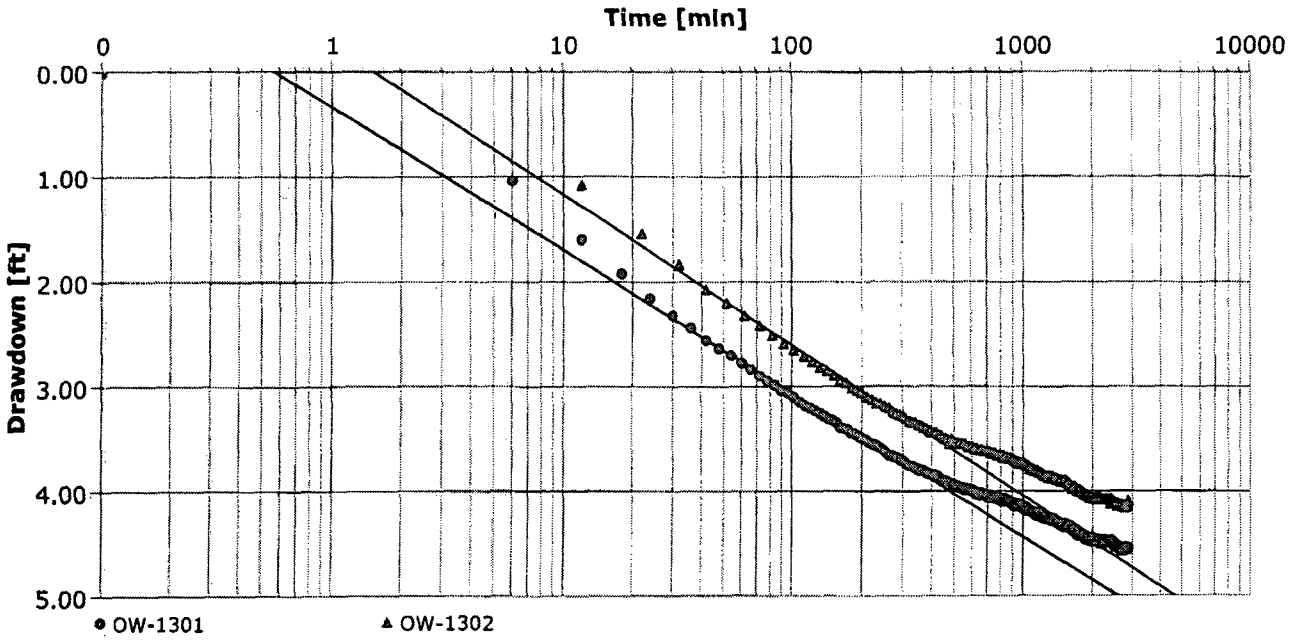

Calculation after Cooper & Jacob

Observation Well	Transmissivity [U.S. gal/d-ft]	Hydraulic Conductivity [U.S. gal/d-ft²]	Storage coefficient	Radial Distance to PW [m]	
OW-1301	8.01×10^{2}	2.00×10^{1}	7.09×10^{-6}	35.31	
OW-1302	7.62×10^{2}	1.91×10^{1}	1.11×10^{-5}	45.1	
Average	7.82×10^{2}	1.95×10^{1}	9.11×10^{-6}		

JAB Project Uranium One Inc. Lidstone and Associates, Inc.	Pumping Test Analysis Report
	Project: JAB P-2069 Aquifer Test
	Number: WYBRS108
	Client: Uranium One Inc.

Location: Sec. 14, T26N, R94W, W. of Baircil, WY	Pumping Test: P-2069 Constant Rate Test	Pumping Well: P-2069
Test Conducted by: M. Stacy, A. Korte, & C. Larson		Test Date: 3/19/2008
Analysis Performed by: M. Stacy	Theis Observe Well Recovery	Analysis Date: 4/28/2008
Aquifer Thickness: 40.00 ft	Discharge: variable, average rate 4.1531 [U.S. gal/min]	

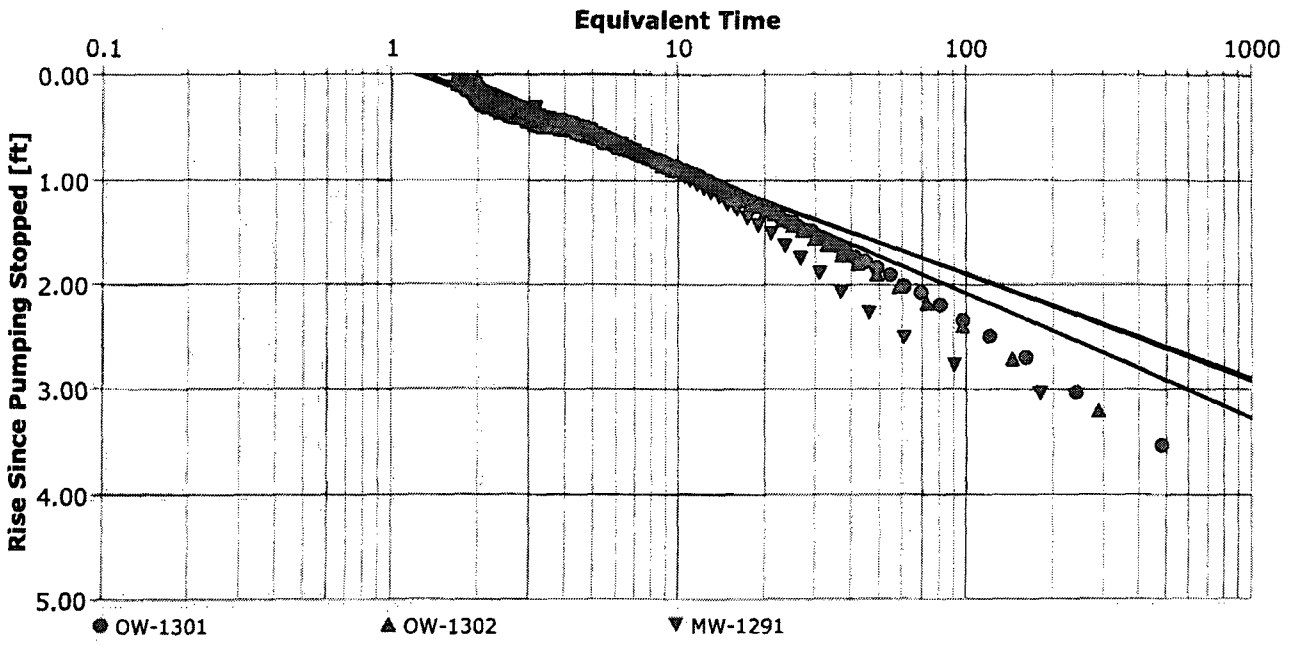

Calculation after Theis & Jacob

Observation Well	Transmissivity [U.S. gal/d-ft]	Hydraulic Conductivity [U.S. gal/d-ft²]	Radial Distance to PW [m]	
OW-1301	1.08×10^3	2.69×10^1	35.31	
OW-1302	1.10×10^3	2.74×10^1	45.1	
MW-1291	9.23×10^2	2.31×10^1	52.02	
Average	1.03×10^3	2.58×10^1		

JAB Project Uranium One Inc. Lidstone and Associates, Inc.	Pumping Test Analysis Report
	Project: JAB P-2069 Aquifer Test
	Number: WYBRS108
	Client: Uranium One Inc.

Location: Sec. 14, T26N, R94W, W. of Bairoil, WY	Pumping Test: P-2069 Constant Rate Test	Pumping Well: P-2069
Test Conducted by: M. Stacy, A. Korte, & C. Larson		Test Date: 3/19/2008
Analysis Performed by: M. Stacy	Cooper Jacob DD	Analysis Date: 4/28/2008
Aquifer Thickness: 40.00 ft	Discharge: variable, average rate 4.1531 [U.S. gal/min]	

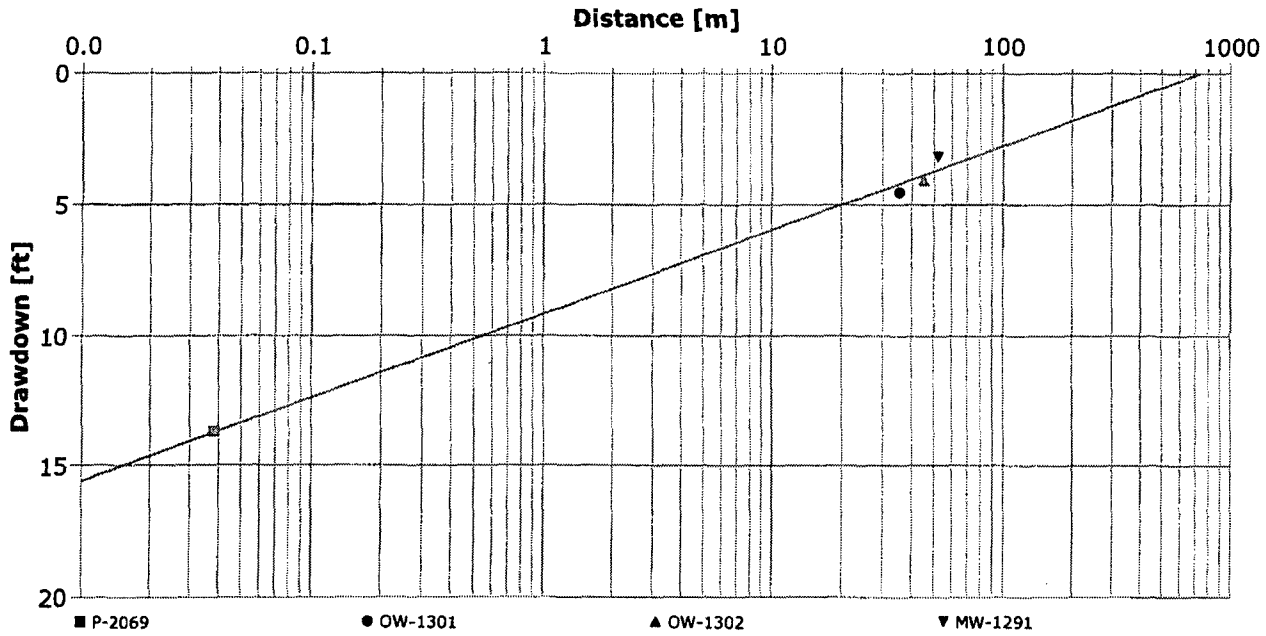

Calculation after Cooper & Jacob

	Transmissivity [U.S. gal/d-ft]	Hydraulic Conductivity [U.S. gal/d-ft²]	Storage coefficient	
Point of time [min]: 2880	6.84×10^{2}	1.71×10^{1}	7.07×10^{-5}	

Addendum 2.7-C Antelope Aquifer Test Data

MP-4 Aquifer Test Analysis

Antelope Project **Uranium One Inc.** **Lidstone and Associates, Inc.**	**Site Plan**	
	Project: Antelope MP-4 Well Testing	
	Number: WYBRS108	
	Client: Uranium One Inc.	
Location: Sec. 13, T26N, R93W, W. of Bairoil, WY	Scale 1:5600	Map Origin [m] X: 262213.47 Y: 4677739.94

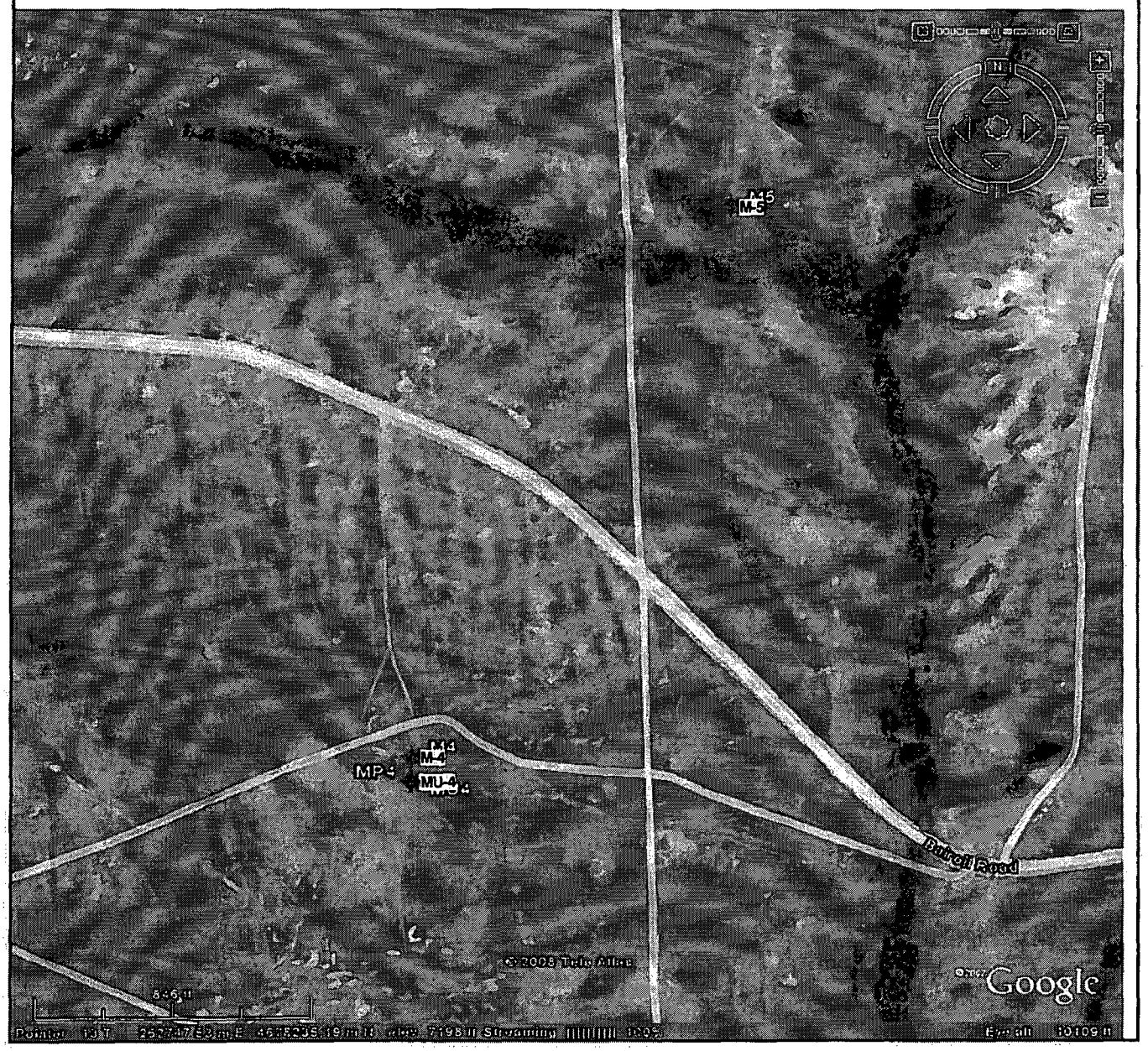

Antelope Project **Uranium One Inc.** **Lidstone and Associates, Inc.**	**Pumping Test Analysis Report**
	Project: Antelope MP-4 Well Testing
	Number: WYBRS108
	Client: Uranium One Inc.

Location: Sec. 13, T26N, R93W, W. of Bairoil, WY	Pumping Test: MP-4 Constant Rate Test	Pumping Well: MP-4
Test Conducted by: A. Korte & C. Larson		Test Date: 3/25/2008
Aquifer Thickness: 295.00 ft	Discharge: variable, average rate 14.492 [U.S. gal/min]	

	Analysis Name	Analysis Performed	Analysis Date	Method name	Well	T [U.S. gal/d-ft]	K [U.S. gal/d-ft²]	S
1	Hantush Leaky	M. Stacy	4/28/2008	Hantush	MP-4	5.35×10^{2}	1.81×10^{0}	9.30×10^{-3}
2	Cooper Jacob	M. Stacy	4/28/2008	Cooper & Jacob I	MP-4	5.43×10^{2}	1.84×10^{0}	8.33×10^{-3}
3	Theis Recovery	M. Stacy	4/28/2008	Theis Recovery	MP-4	1.35×10^{3}	4.57×10^{0}	
4	Hantush Observe W	M. Stacy	4/28/2008	Hantush	M-4	2.40×10^{3}	8.14×10^{0}	3.59×10^{-3}
5	Theis Recovery Obs	M. Stacyls	4/28/2008	Theis Recovery	M-4	2.23×10^{3}	7.54×10^{0}	
6	Distance Drawdown	M. Stacy	5/22/2008	Cooper & Jacob II	multiple	5.12×10^{3}	1.74×10^{1}	4.90×10^{-4}
					Average	2.03×10^{3}	6.88×10^{0}	5.43×10^{-3}

Antelope Project
Uranium One Inc.
Lidstone and Associates, Inc.

Wells
Project: Antelope MP-4 Well Testing
Number: WYBRS108
Client: Uranium One Inc.

Location: Sec. 13, T26N, R93W, W. of Bairoil, WY

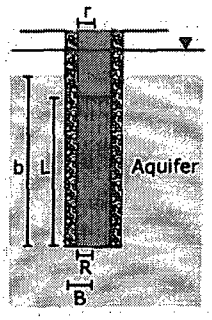

	Name	X [m]	Y [m]	Elevation (amsl	Penetration	R [ft]	L [ft]	r [ft]	B [ft]
1	MP-4	262594.47	4677987.94	2190.59	Partially	0.125	20	0.1875	0.33
2	MU-4	262596.47	4677986.94	2190.59	Partially	0.08	20	0.08	0.25
3	M-4	262596.47	4678010.94	2190.9	Partially	0.08	60	0.08	0.25
4	M-5	262898.47	4678536.94	2193.34	Partially	0.08	20	0.08	0.25

Antelope Project **Uranium One Inc.** **Lidstone and Associates, Inc.**	**Pumping Test Analysis Report**
	Project: Antelope MP-4 Well Testing
	Number: WYBRS108
	Client: Uranium One Inc.

Location: Sec. 13, T26N, R93W, W. of Bairoil, WY	Pumping Test: MP-4 Constant Rate Test	Pumping Well: MP-4
Test Conducted by: A. Korte & C. Larson		Test Date: 3/25/2008
Analysis Performed by: M. Stacy	MP-4 Time Drawdown	Analysis Date: 4/23/2008
Aquifer Thickness: 295.00 ft	Discharge: variable, average rate 14.492 [U.S. gal/min]	

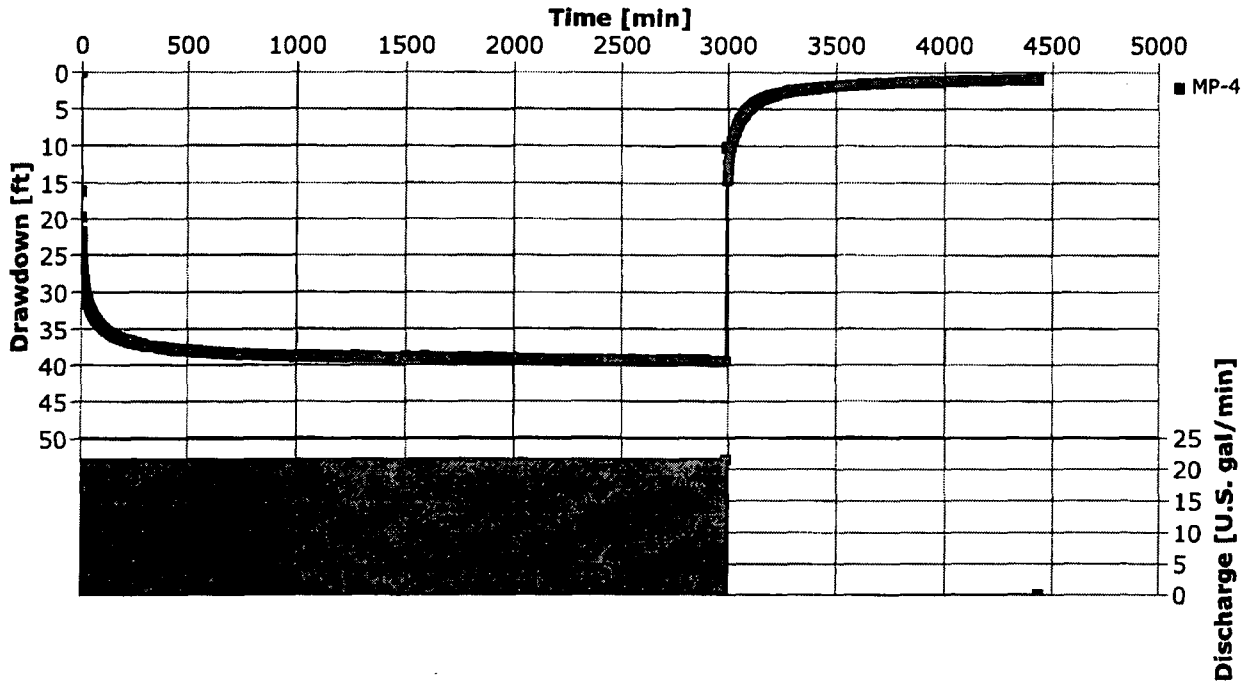

Antelope Project Uranium One Inc. Lidstone and Associates, Inc.	Pumping Test Analysis Report
	Project: Antelope MP-4 Well Testing
	Number: WYBRS108
	Client: Uranium One Inc.

Location: Sec. 13, T26N, R93W, W. of Bairoil, WY	Pumping Test: MP-4 Constant Rate Test	Pumping Well: MP-4
Test Conducted by: A. Korte & C. Larson		Test Date: 3/25/2008
Analysis Performed by: M. Stacy	Observation Wells Time Drawdown	Analysis Date: 4/23/2008
Aquifer Thickness: 295.00 ft	Discharge: variable, average rate 14.492 [U.S. gal/min]	

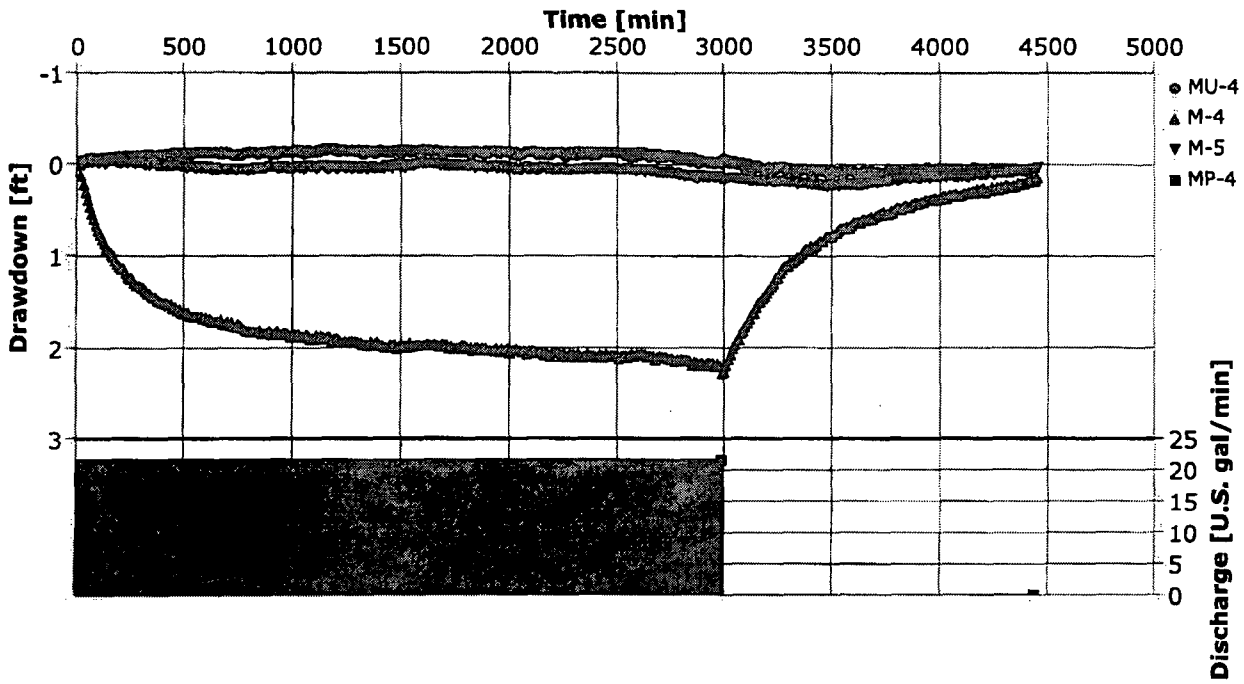

Antelope Project **Uranium One Inc.** **Lidstone and Associates, Inc.**	**Pumping Test Analysis Report**	
	Project: Antelope MP-4 Well Testing	
	Number: WYBRS108	
	Client: Uranium One Inc.	
Location: Sec. 13, T26N, R93W, W. of Bairoil, WY	Pumping Test: MP-4 Constant Rate Test	Pumping Well: MP-4
Test Conducted by: A. Korte & C. Larson		Test Date: 3/25/2008
Analysis Performed by: M. Stacy	Hantush Leaky	Analysis Date: 4/28/2008
Aquifer Thickness: 295.00 ft	Discharge: variable, average rate 14.492 [U.S. gal/min]	

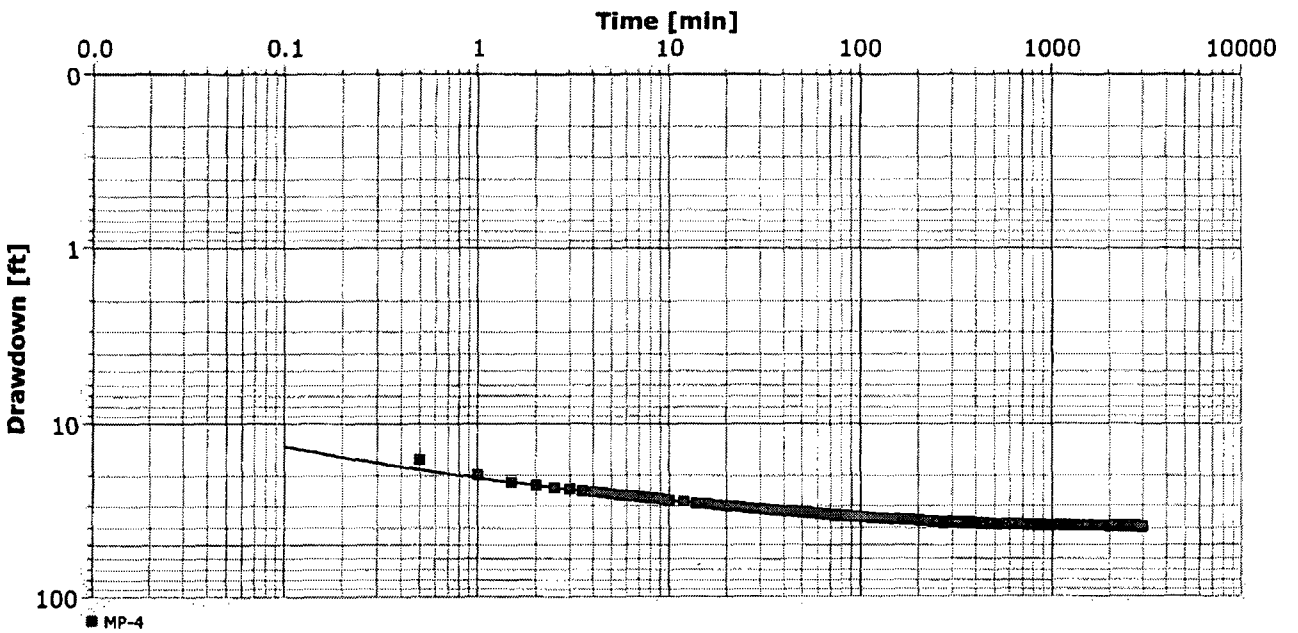

Calculation after Hantush

Observation Well	Transmissivity [U.S. gal/d-ft]	Hydraulic Conductivity [U.S. gal/d-ft²]	Storage coefficient	Hydr. resistance [min]	Radial Distance to PW [m]
MP-4	5.35×10^{2}	1.81×10^{0}	9.30×10^{-3}	7.76×10^{4}	0.04

Antelope Project Uranium One Inc. Lidstone and Associates, Inc.	Pumping Test Analysis Report
	Project: Antelope MP-4 Well Testing
	Number: WYBRS108
	Client: Uranium One Inc.

Location: Sec. 13, T26N, R93W, W. of Bairoil, WY	Pumping Test: MP-4 Constant Rate Test	Pumping Well: MP-4
Test Conducted by: A. Korte & C. Larson		Test Date: 3/25/2008
Analysis Performed by: M. Stacy	Cooper Jacob	Analysis Date: 4/28/2008
Aquifer Thickness: 295.00 ft	Discharge: variable, average rate 14.492 [U.S. gal/min]	

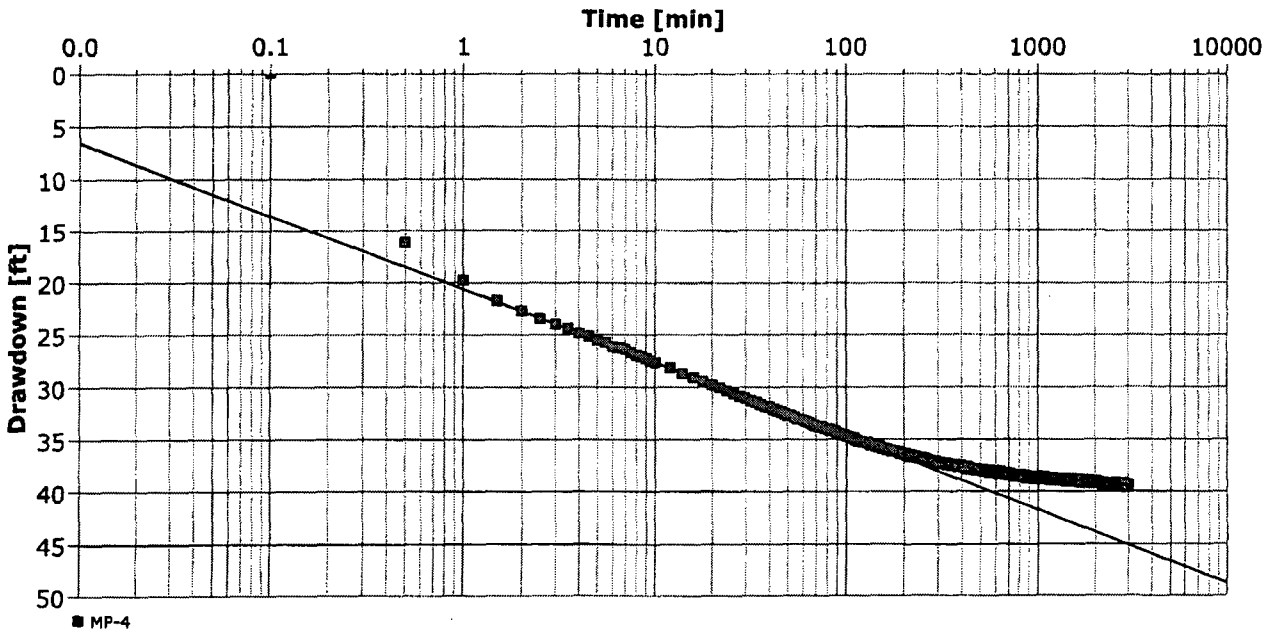

Calculation after Cooper & Jacob

Observation Well	Transmissivity [U.S. gal/d-ft]	Hydraulic Conductivity [U.S. gal/d-ft²]	Storage coefficient	Radial Distance to PW [m]
MP-4	5.43×10^{2}	1.84×10^{0}	8.33×10^{-3}	0.04

Antelope Project Uranium One Inc. Lidstone and Associates, Inc.	Pumping Test Analysis Report
	Project: Antelope MP-4 Well Testing
	Number: WYBRS108
	Client: Uranium One Inc.

Location: Sec. 13, T26N, R93W, W. of Bairoil, WY	Pumping Test: MP-4 Constant Rate Test	Pumping Well: MP-4
Test Conducted by: A. Korte & C. Larson		Test Date: 3/25/2008
Analysis Performed by: M. Stacy	Theis Recovery	Analysis Date: 4/28/2008
Aquifer Thickness: 295.00 ft	Discharge: variable, average rate 14.492 [U.S. gal/min]	

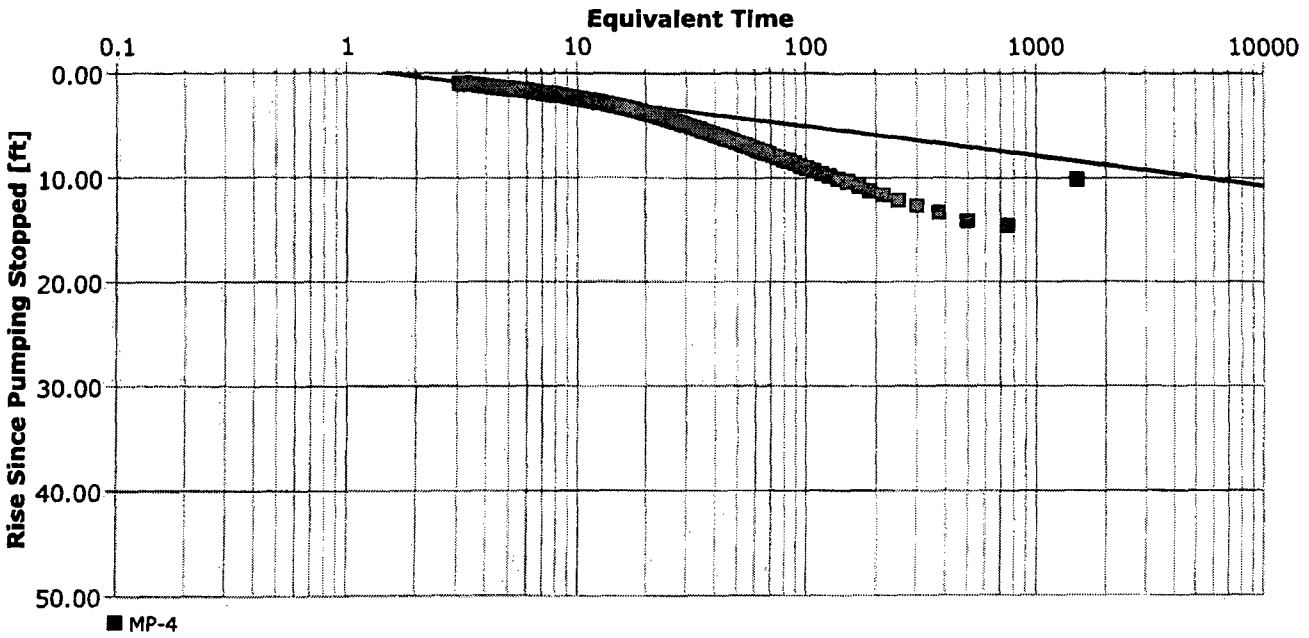

Calculation after Theis & Jacob

Observation Well	Transmissivity [U.S. gal/d-ft]	Hydraulic Conductivity [U.S. gal/d-ft²]	Radial Distance to PW [m]	
MP-4	1.35×10^3	4.57×10^0	0.04	

Antelope Project Uranium One Inc. Lidstone and Associates, Inc.	Pumping Test Analysis Report
	Project: Antelope MP-4 Well Testing
	Number: WYBRS108
	Client: Uranium One Inc.

Location: Sec. 13, T26N, R93W, W. of Bairoil, WY	Pumping Test: MP-4 Constant Rate Test	Pumping Well: MP-4
Test Conducted by: A. Korte & C. Larson		Test Date: 3/25/2008
Analysis Performed by: M. Stacy	Hantush Observe Wells	Analysis Date: 4/28/2008
Aquifer Thickness: 295.00 ft	Discharge: variable, average rate 14.492 [U.S. gal/min]	

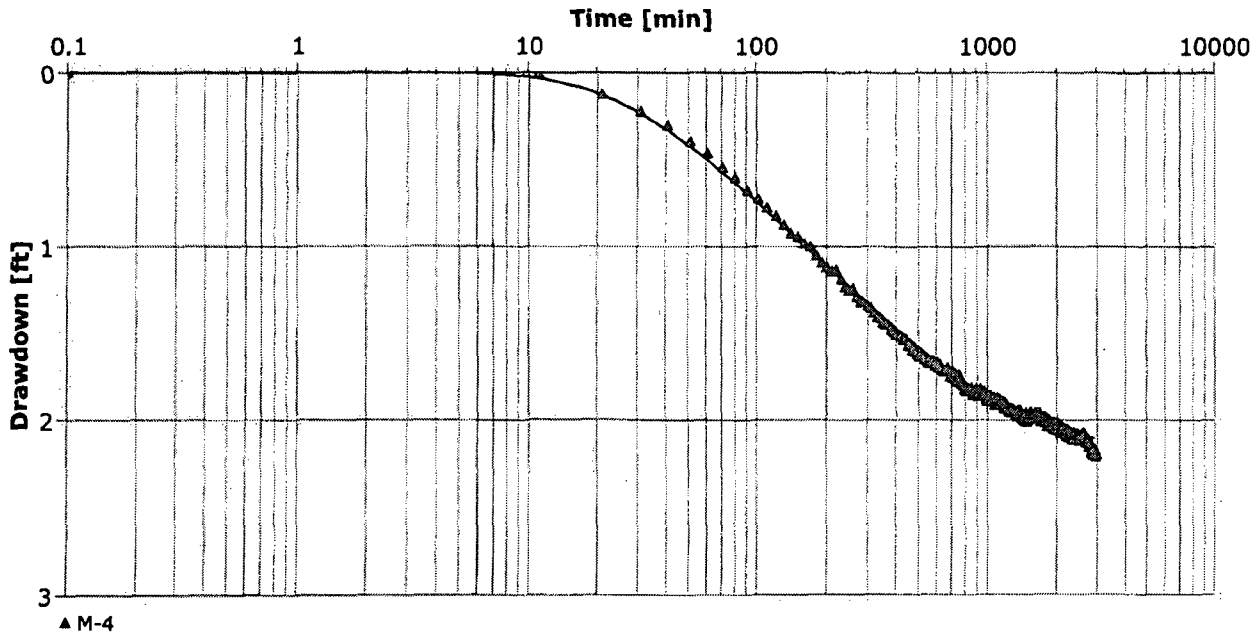

Calculation after Hantush

Observation Well	Transmissivity [U.S. gal/d-ft]	Hydraulic Conductivity [U.S. gal/d-ft²]	Storage coefficient	Hydr. resistance [min]	Radial Distance to PW [m]
M-4	2.40×10^{3}	8.14×10^{0}	3.59×10^{-3}	4.21×10^{5}	23.09

Antelope Project Uranium One Inc. Lidstone and Associates, Inc.	Pumping Test Analysis Report
	Project: Antelope MP-4 Well Testing
	Number: WYBRS108
	Client: Uranium One Inc.

Location: Sec. 13, T26N, R93W, W. of Bairoil, WY	Pumping Test: MP-4 Constant Rate Test	Pumping Well: MP-4
Test Conducted by: A. Korte & C. Larson		Test Date: 3/25/2008
Analysis Performed by: M. Stacy	Theis Recovery Observe Wells	Analysis Date: 4/28/2008
Aquifer Thickness: 295.00 ft	Discharge: variable, average rate 14.492 [U.S. gal/min]	

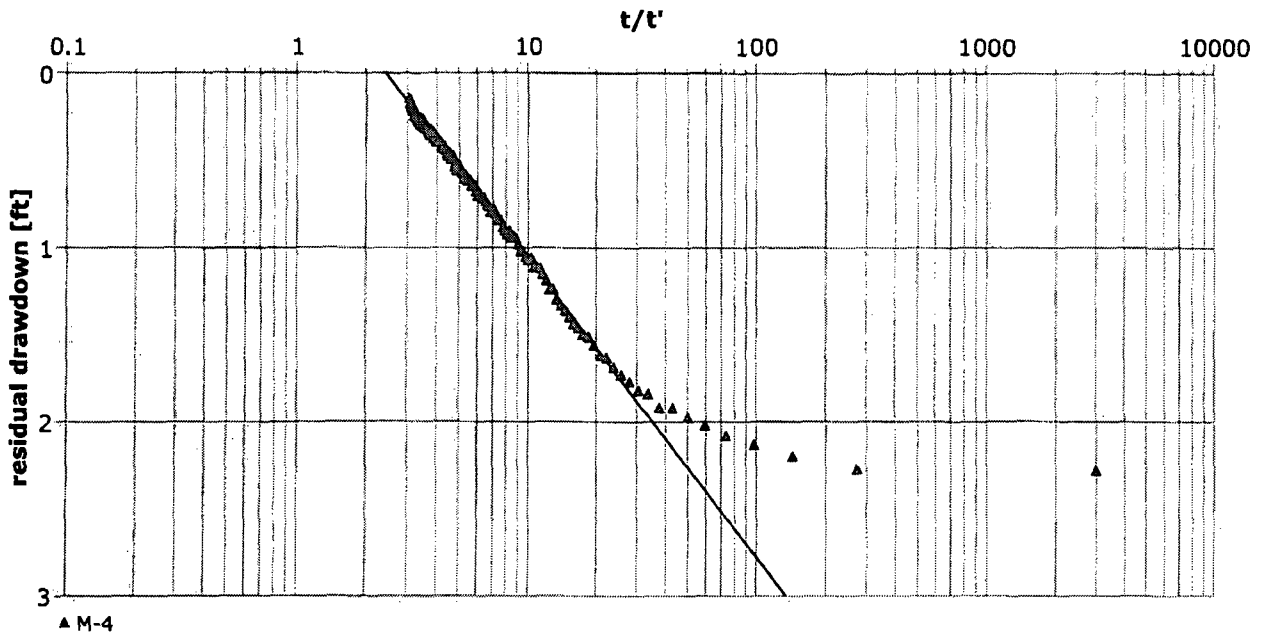

Calculation after Theis & Jacob

Observation Well	Transmissivity [U.S. gal/d-ft]	Hydraulic Conductivity [U.S. gal/d-ft²]	Radial Distance to PW [m]	
M-4	2.23×10^3	7.54×10^0	23.09	

Antelope Project Uranium One Inc. Lidstone and Associates, Inc.	Pumping Test Analysis Report
	Project: Antelope MP-4 Well Testing
	Number: WYBRS108
	Client: Uranium One Inc.

Location: Sec. 13, T26N, R93W, W. of Bairoil, WY	Pumping Test: MP-4 Constant Rate Test	Pumping Well: MP-4
Test Conducted by: A. Korte & C. Larson		Test Date: 3/25/2008
Analysis Performed by: M. Stacy	Distance Drawdown	Analysis Date: 5/22/2008
Aquifer Thickness: 295.00 ft	Discharge: variable, average rate 14.492 [U.S. gal/min]	

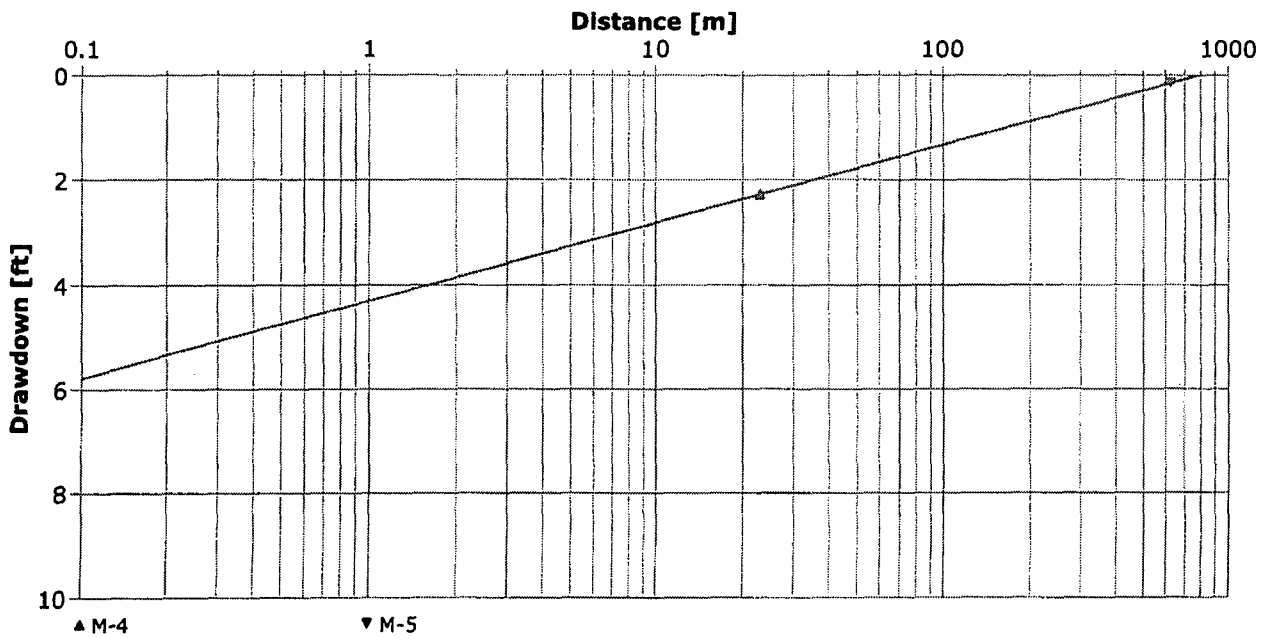

Calculation after Cooper & Jacob

	Transmissivity [U.S. gal/d-ft]	Hydraulic Conductivity [U.S. gal/d-ft²]	Storage coefficient	
Point of time [min]: 2990	5.12×10^{3}	1.74×10^{1}	4.90×10^{-4}	

M-16 Aquifer Test Analysis

Antelope Project **Uranium One Inc.** **Lidstone and Associates, Inc.**	**Site Plan**	
	Project: Antelope MP-16 Well Testing	
	Number: WYBRS108	
	Client: Uranium One, Inc.	
Location: Sec. 12, T26N, R92W, W. of Bairoil, WY	Scale 1:3350	Map Origin [m] X: 271493.09 Y: 4680401.51



Antelope Project Uranium One Inc. Lidstone and Associates, Inc.	Pumping Test Analysis Report
	Project: Antelope MP-16 Well Testing
	Number: WYBRS108
	Client: Uranium One, Inc.

Location: Sec. 12, T26N, R92W, W. of Bairoil, WY	Pumping Test: MP-16 Constant Rate Test	Pumping Well: MP-16
Test Conducted by: C. Larson		Test Date: 3/27/2008
Aquifer Thickness: 80.00 ft	Discharge: variable, average rate 5.6653 [U.S. gal/min]	

	Analysis Name	Analysis Performed	Analysis Date	Method name	Well	T [U.S. gal/d-ft]	K [U.S. gal/d-ft²]	S
1	Hantush-leaky	M. Stacy	4/28/2008	Hantush	MP-16	1.93×10^{3}	2.41×10^{1}	2.07×10^{-6}
2	Cooper Jacob	M. Stacy	4/28/2008	Cooper & Jacob I	MP-16	7.76×10^{2}	9.71×10^{0}	9.90×10^{-13}
3	Theis Recovery	M. Stacy	4/28/2008	Theis Recovery	MP-16	4.83×10^{3}	6.04×10^{1}	
4	Theis Recovery	M. Stacy	4/28/2008	Theis Recovery	M-16	3.84×10^{3}	4.80×10^{1}	
5	Hantush Observe W	M. Stacy	4/28/2008	Hantush	M-16	6.14×10^{2}	7.68×10^{0}	2.72×10^{-4}
					Average	2.40×10^{3}	3.00×10^{1}	9.14×10^{-5}

Antelope Project
Uranium One Inc.
Lidstone and Associates, Inc.

Wells
Project: Antelope MP-16 Well Testing
Number: WYBRS108
Client: Uranium One, Inc.

Location: Sec. 12, T26N, R92W, W. of Bairoil, WY



	Name	X [m]	Y [m]	Elevation (ams	Penetration	R [ft]	L [ft]	r [ft]	B [ft]
1	MP-16	271809.25	4680694.79	2246.37	Partially	0.125	15	0.1875	0.33
2	MU-16	271810.29	4680688.55	2246.37	Partially	0.08	40	0.08	0.25
3	M-16	271811.33	4680720.27	2244.85	Partially	0.08	15	0.08	0.25

Antelope Project Uranium One Inc. Lidstone and Associates, Inc.	Pumping Test Analysis Report
	Project: Antelope MP-16 Well Testing
	Number: WYBRS108
	Client: Uranium One, Inc.

Location: Sec. 12, T26N, R92W, W. of Bairoil, WY	Pumping Test: MP-16 Constant Rate Test	Pumping Well: MP-16
Test Conducted by: C. Larson		Test Date: 3/27/2008
Analysis Performed by: M. Stacy	MP-16 Time Drawdown	Analysis Date: 4/24/2008
Aquifer Thickness: 80.00 ft	Discharge: variable, average rate 5.6653 [U.S. gal/min]	

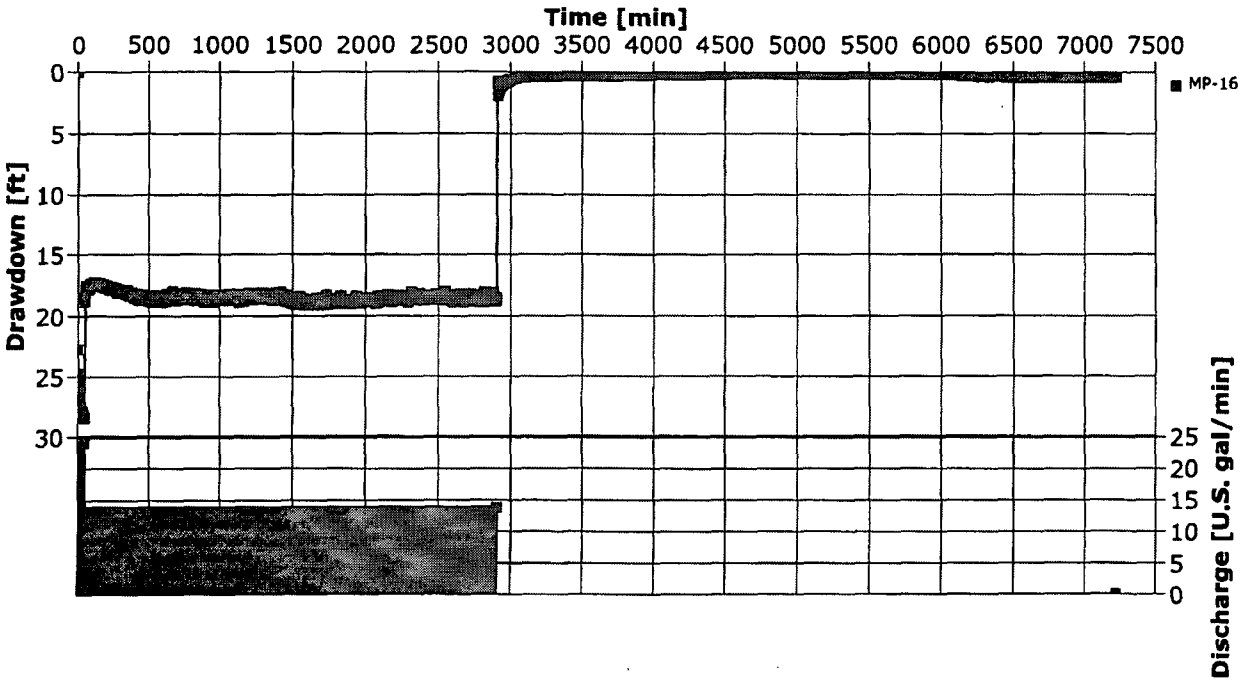

Antelope Project Uranium One Inc. Lidstone and Associates, Inc.	Pumping Test Analysis Report
	Project: Antelope MP-16 Well Testing
	Number: WYBRS108
	Client: Uranium One, Inc.

Location: Sec. 12, T26N, R92W, W. of Bairoil, WY	Pumping Test: MP-16 Constant Rate Test	Pumping Well: MP-16
Test Conducted by: C. Larson		Test Date: 3/27/2008
Analysis Performed by: M. Stacy	Observation Wells Time Drawdown	Analysis Date: 4/24/2008
Aquifer Thickness: 80.00 ft	Discharge: variable, average rate 5.6653 [U.S. gal/min]	

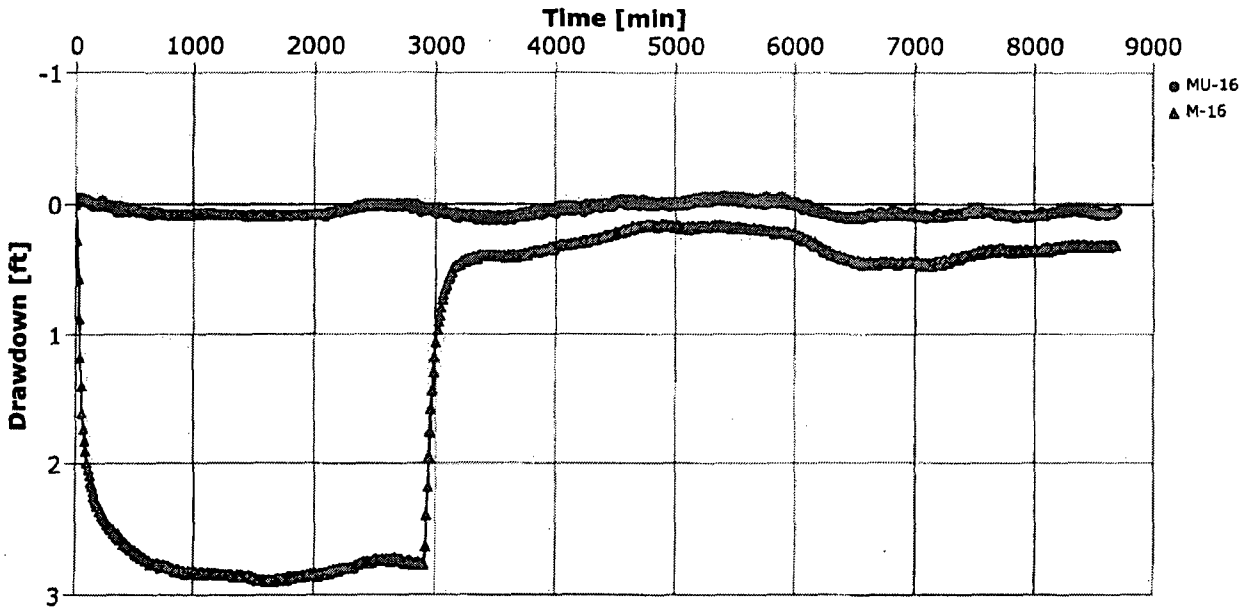

Barometric pressure data were not collected during this test, but hydrograph indicates water level fluctuations due to pressure changes.

Antelope Project Uranium One Inc. Lidstone and Associates, Inc.	Pumping Test Analysis Report
	Project: Antelope MP-16 Well Testing
	Number: WYBRS108
	Client: Uranium One, Inc.

Location: Sec. 12, T26N, R92W, W. of Bairoil, WY	Pumping Test: MP-16 Constant Rate Test	Pumping Well: MP-16
Test Conducted by: C. Larson		Test Date: 3/27/2008
Analysis Performed by: M. Stacy	Hantush-leaky	Analysis Date: 4/28/2008
Aquifer Thickness: 80.00 ft	Discharge: variable, average rate 5.6653 [U.S. gal/min]	

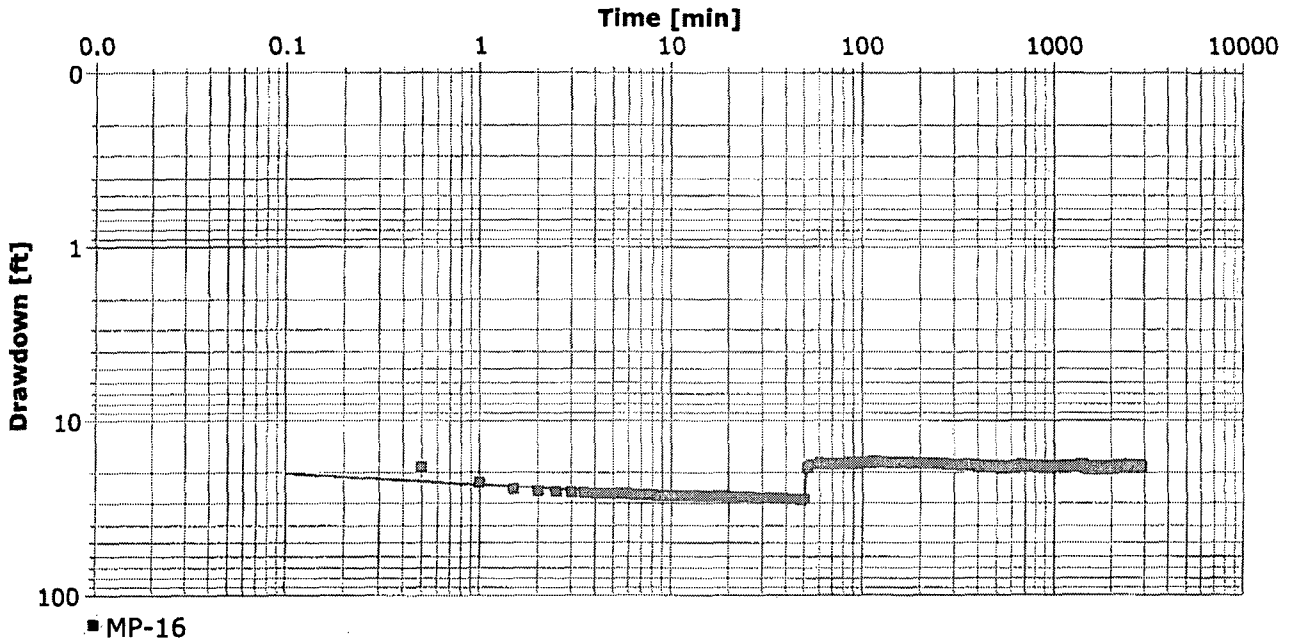

Calculation after Hantush

Observation Well	Transmissivity [U.S. gal/d-ft]	Hydraulic Conductivity [U.S. gal/d-ft²]	Storage coefficient	Hydr. resistance [min]	Radial Distance to PW [m]
MP-16	1.93×10^{3}	2.41×10^{1}	2.07×10^{-6}	4.41×10^{8}	0.04

Antelope Project Uranium One Inc. Lidstone and Associates, Inc.	Pumping Test Analysis Report
	Project: Antelope MP-16 Well Testing
	Number: WYBRS108
	Client: Uranium One, Inc.

Location: Sec. 12, T26N, R92W, W. of Bairoil, WY	Pumping Test: MP-16 Constant Rate Test	Pumping Well: MP-16
Test Conducted by: C. Larson		Test Date: 3/27/2008
Analysis Performed by: M. Stacy	Cooper Jacob	Analysis Date: 4/28/2008
Aquifer Thickness: 80.00 ft	Discharge: variable, average rate 5.6653 [U.S. gal/min]	

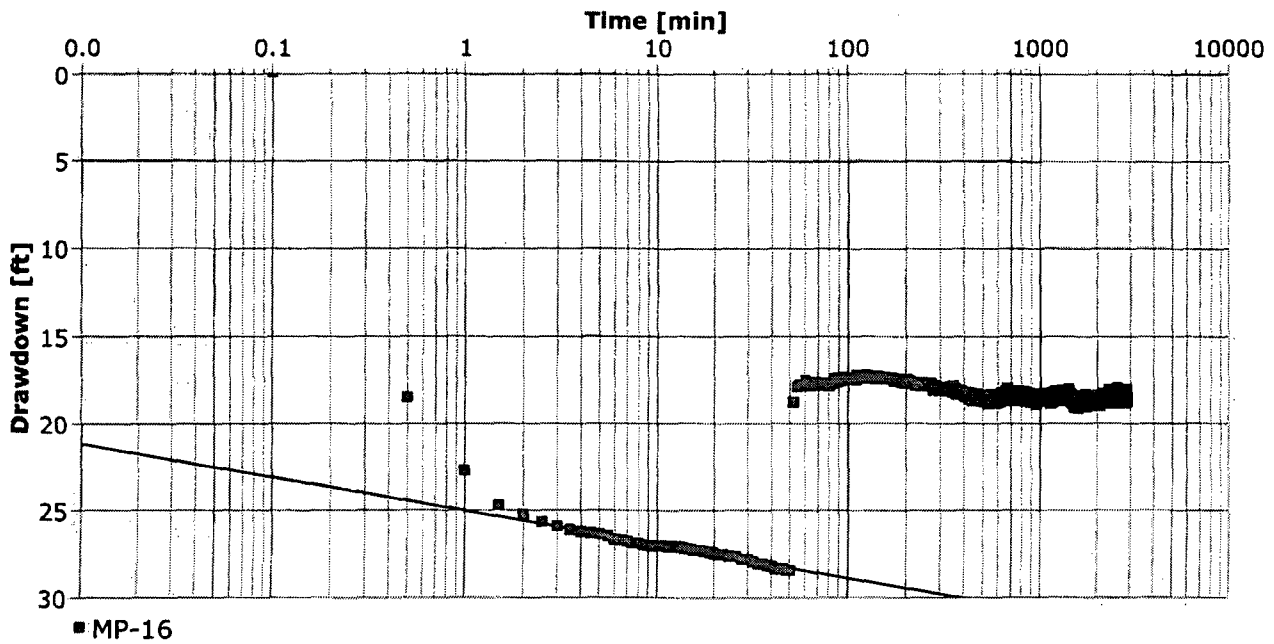

Calculation after Cooper & Jacob

Observation Well	Transmissivity [U.S. gal/d-ft]	Hydraulic Conductivity [U.S. gal/d-ft²]	Storage coefficient	Radial Distance to PW [m]	
MP-16	7.76×10^{2}	9.71×10^{0}	9.90×10^{-13}	0.04	

Antelope Project Uranium One Inc. Lidstone and Associates, Inc.	Pumping Test Analysis Report
	Project: Antelope MP-16 Well Testing
	Number: WYBRS108
	Client: Uranium One, Inc.

Location: Sec. 12, T26N, R92W, W. of Bairoil, WY	Pumping Test: MP-16 Constant Rate Test	Pumping Well: MP-16
Test Conducted by: C. Larson		Test Date: 3/27/2008
Analysis Performed by: M. Stacy	Theis Recovery	Analysis Date: 4/28/2008
Aquifer Thickness: 80.00 ft	Discharge: variable, average rate 5.6653 [U.S. gal/min]	

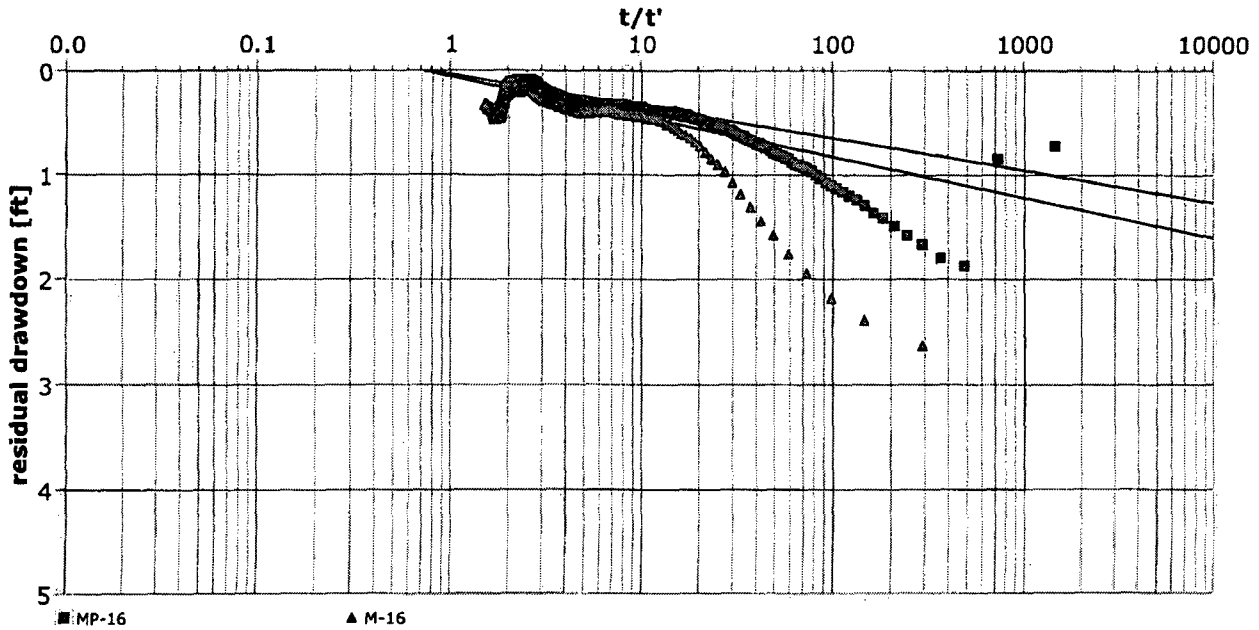

Calculation after Theis & Jacob

Observation Well	Transmissivity [U.S. gal/d-ft]	Hydraulic Conductivity [U.S. gal/d-ft²]	Radial Distance to PW [m]	
MP-16	4.83×10^3	6.04×10^1	0.04	
M-16	3.84×10^3	4.80×10^1	25.56	
Average	4.33×10^3	5.42×10^1		

Antelope Project Uranium One Inc. Lidstone and Associates, Inc.	Pumping Test Analysis Report
	Project: Antelope MP-16 Well Testing
	Number: WYBRS108
	Client: Uranium One, Inc.

Location: Sec. 12, T26N, R92W, W. of Bairoil, WY	Pumping Test: MP-16 Constant Rate Test	Pumping Well: MP-16
Test Conducted by: C. Larson		Test Date: 3/27/2008
Analysis Performed by: M. Stacy	Hantush Observe Wells	Analysis Date: 4/28/2008
Aquifer Thickness: 80.00 ft	Discharge: variable, average rate 5.6653 [U.S. gal/min]	

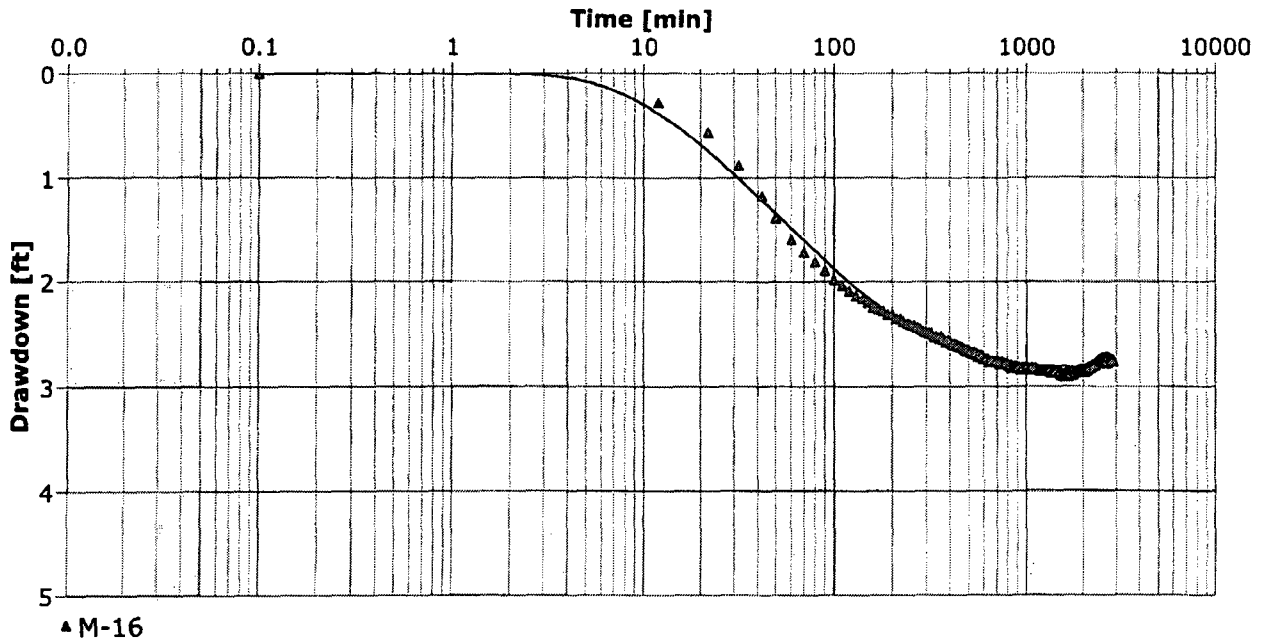

Calculation after Hantush

Observation Well	Transmissivity [U.S. gal/d-ft]	Hydraulic Conductivity [U.S. gal/d-ft²]	Storage coefficient	Hydr. resistance [min]	Radial Distance to PW [m]
M-16	6.14×10^{2}	7.68×10^{0}	2.72×10^{-4}	1.26×10^{6}	25.56

M-13 Aquifer Test Analysis

Antelope Project **Uranium One Inc.** **Lidstone and Associates, Inc.**	**Site Plan**	
	Project: Antelope M-13 Well Testing	
	Number: WYBRS108	
	Client: Uranium One Inc.	
Location: Sec. 10, T26N, R92W, W. of Bairoil, WY	Scale 1:5250	Map Origin [m] X: 268162.56 Y: 4679706.19



Antelope Project **Uranium One Inc.** **Lidstone and Associates, Inc.**	**Pumping Test Analysis Report**
	Project: Antelope M-13 Well Testing
	Number: WYBRS108
	Client: Uranium One Inc.

Location: Sec. 10, T26N, R92W, W. of Bairoil, WY	Pumping Test: M-13 Constant Rate Test	Pumping Well: M-13
Test Conducted by: C. Larson		Test Date: 4/1/2008
Aquifer Thickness: 280.00 ft	Discharge: variable, average rate 10.408 [U.S. gal/min]	

	Analysis Name	Analysis Performed	Analysis Date	Method name	Well	T [U.S. gal/d-ft]	K [U.S. gal/d-ft²]	S
1	Hantush-Leaky	M. Stacy	4/28/2008	Hantush	M-13	1.69×10^{2}	6.05×10^{-1}	1.46×10^{-1}
2	Cooper Jacob	M. Stacy	4/28/2008	Cooper & Jacob I	M-13	5.78×10^{2}	2.07×10^{0}	6.02×10^{-18}
3	Theis Recovery	M. Stacy	4/28/2008	Theis Recovery	M-13	3.00×10^{2}	1.07×10^{0}	
					Average	3.49×10^{2}	1.25×10^{0}	7.29×10^{-2}

Antelope Project
Uranium One Inc.
Lidstone and Associates, Inc.

Wells
Project: Antelope M-13 Well Testing
Number: WYBRS108
Client: Uranium One Inc.

Location: Sec. 10, T26N, R92W, W. of Bairoil, WY

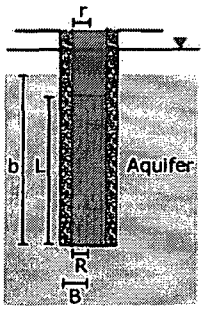

	Name	X [m]	Y [m]	Elevation (ams	Penetration	R [ft]	L [ft]	r [ft]	B [ft]
1	M-13	268684.56	4680234.19	2244.24	Partially	0.125	40	0.188	0.33
2	MU-13	268697.56	4680195.19	2243.02	Partially	0.08	25	0.08	0.25

Antelope Project **Uranium One Inc.** **Lidstone and Associates, Inc.**	**Pumping Test Analysis Report**	
	Project: Antelope M-13 Well Testing	
	Number: WYBRS108	
	Client: Uranium One Inc.	
Location: Sec. 10, T26N, R92W, W. of Bairoil, WY	Pumping Test: M-13 Constant Rate Test	Pumping Well: M-13
Test Conducted by: C. Larson		Test Date: 4/1/2008
Analysis Performed by: M. Stacy	M-13 Time Drawdown	Analysis Date: 4/24/2008
Aquifer Thickness: 280.00 ft	Discharge: variable, average rate 10.408 [U.S. gal/min]	

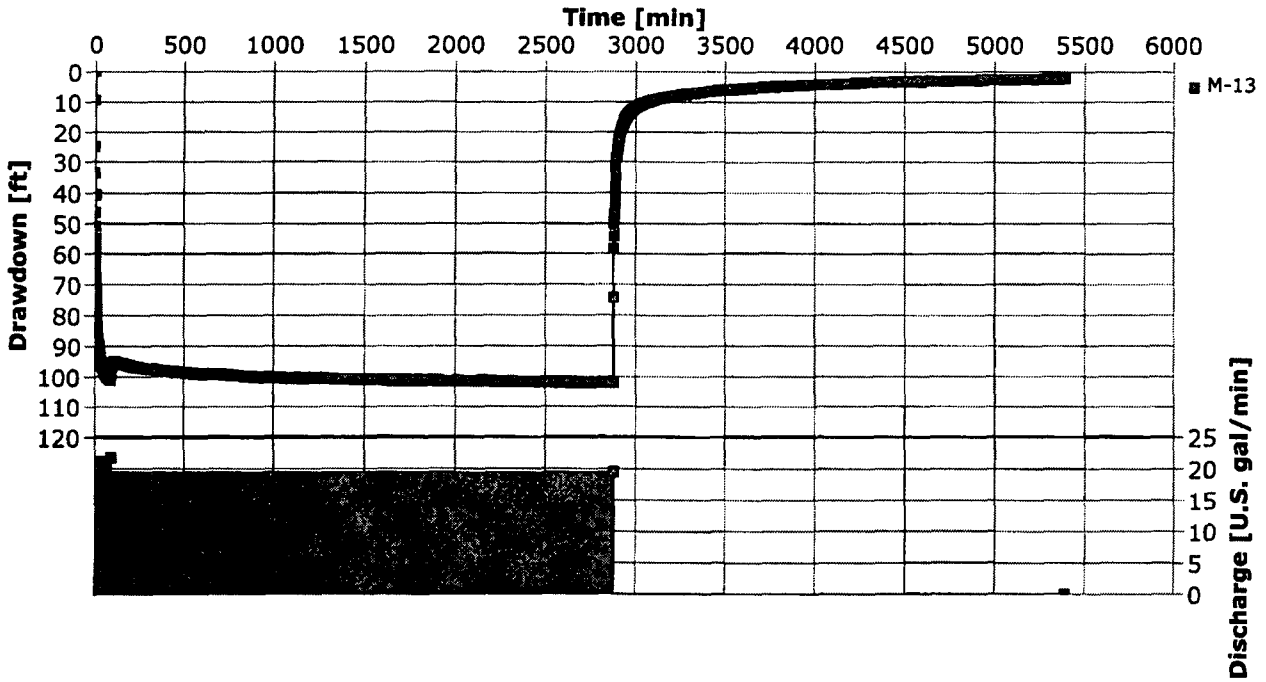

Antelope Project **Uranium One Inc.** **Lidstone and Associates, Inc.**	**Pumping Test Analysis Report**	
	Project: Antelope M-13 Well Testing	
	Number: WYBRS108	
	Client: Uranium One Inc.	
Location: Sec. 10, T26N, R92W, W. of Bairoil, WY	Pumping Test: M-13 Constant Rate Test	Pumping Well: M-13
Test Conducted by: C. Larson		Test Date: 4/1/2008
Analysis Performed by: M. Stacy	MU-13 Time Drawdown	Analysis Date: 4/24/2008
Aquifer Thickness: 280.00 ft	Discharge: variable, average rate 10.408 [U.S. gal/min]	

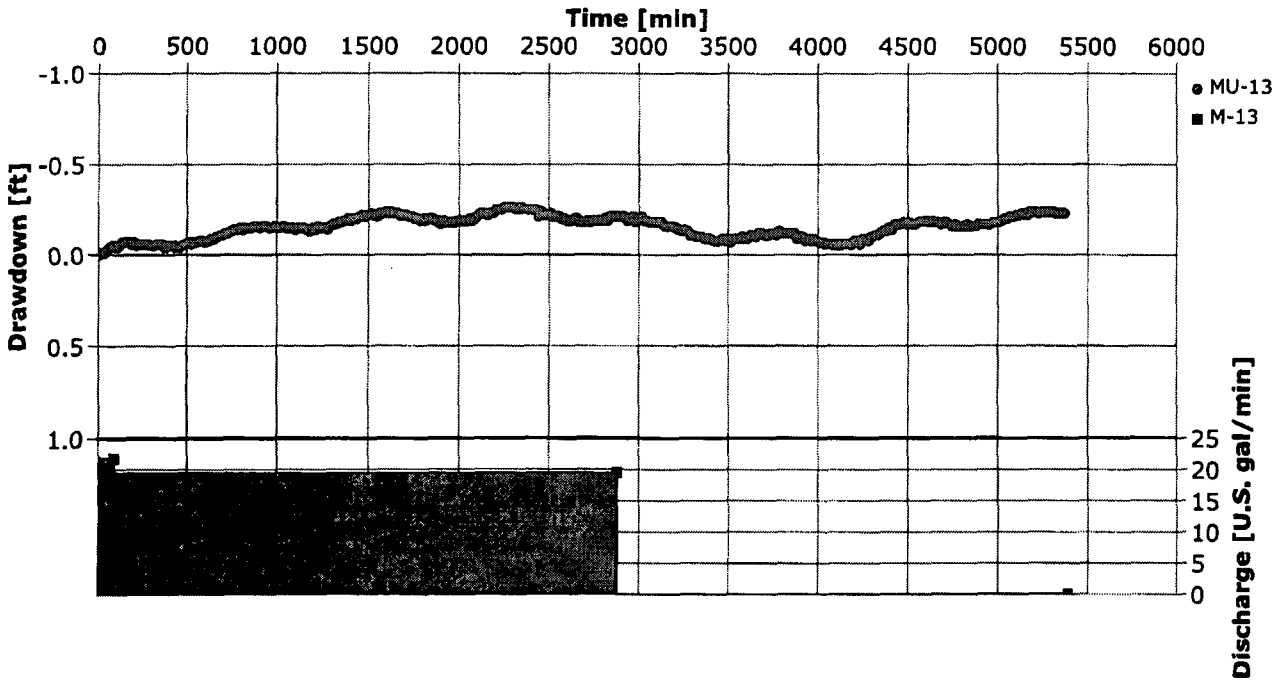

Antelope Project Uranium One Inc. Lidstone and Associates, Inc.	Pumping Test Analysis Report
	Project: Antelope M-13 Well Testing
	Number: WYBRS108
	Client: Uranium One Inc.

Location: Sec. 10, T26N, R92W, W. of Bairoil, WY	Pumping Test: M-13 Constant Rate Test	Pumping Well: M-13
Test Conducted by: C. Larson		Test Date: 4/1/2008
Analysis Performed by: M. Stacy	Hantush-Leaky	Analysis Date: 4/28/2008
Aquifer Thickness: 280.00 ft	Discharge: variable, average rate 10.408 [U.S. gal/min]	

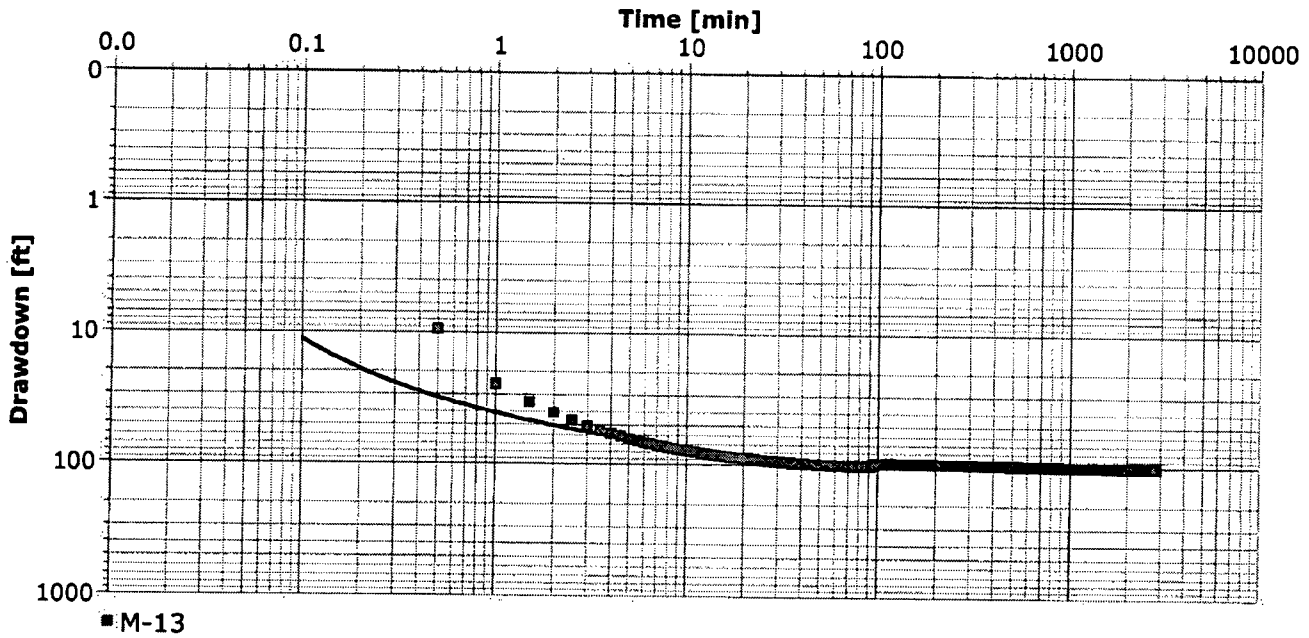

Calculation after Hantush

Observation Well	Transmissivity [U.S. gal/d-ft]	Hydraulic Conductivity [U.S. gal/d-ft²]	Storage coefficient	Hydr. resistance [min]	Radial Distance to PW [m]
M-13	1.69×10^{2}	6.05×10^{-1}	1.46×10^{-1}	1.73×10^{3}	0.04

Antelope Project **Uranium One Inc.** **Lidstone and Associates, Inc.**	**Pumping Test Analysis Report**
	Project: Antelope M-13 Well Testing
	Number: WYBRS108
	Client: Uranium One Inc.

Location: Sec. 10, T26N, R92W, W. of Bairoil, WY	Pumping Test: M-13 Constant Rate Test	Pumping Well: M-13
Test Conducted by: C. Larson		Test Date: 4/1/2008
Analysis Performed by: M. Stacy	Cooper Jacob	Analysis Date: 4/28/2008
Aquifer Thickness: 280.00 ft	Discharge: variable, average rate 10.408 [U.S. gal/min]	

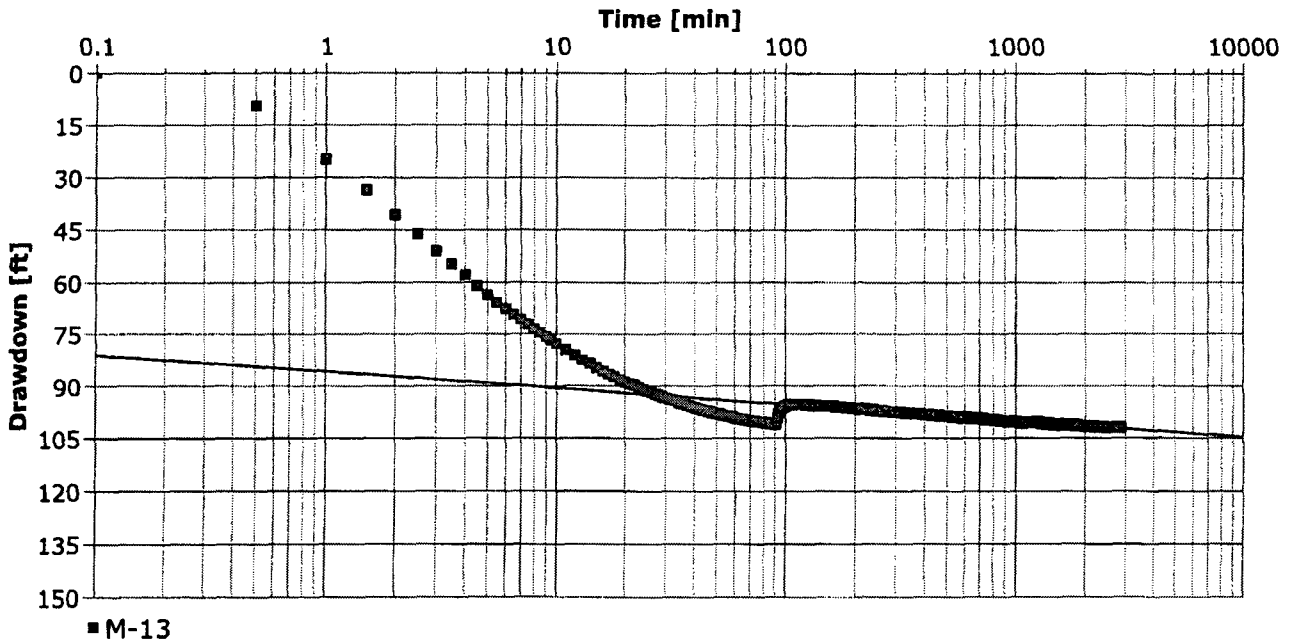

Calculation after Cooper & Jacob

Observation Well	Transmissivity [U.S. gal/d-ft]	Hydraulic Conductivity [U.S. gal/d-ft²]	Storage coefficient	Radial Distance to PW [m]
M-13	5.78×10^{2}	2.07×10^{0}	6.02×10^{-18}	0.04

Antelope Project Uranium One Inc. Lidstone and Associates, Inc.	Pumping Test Analysis Report
	Project: Antelope M-13 Well Testing
	Number: WYBRS108
	Client: Uranium One Inc.

Location: Sec. 10, T26N, R92W, W. of Bairoil, WY	Pumping Test: M-13 Constant Rate Test	Pumping Well: M-13
Test Conducted by: C. Larson		Test Date: 4/1/2008
Analysis Performed by: M. Stacy	Theis Recovery	Analysis Date: 4/28/2008
Aquifer Thickness: 280.00 ft	Discharge: variable, average rate 10.408 [U.S. gal/min]	

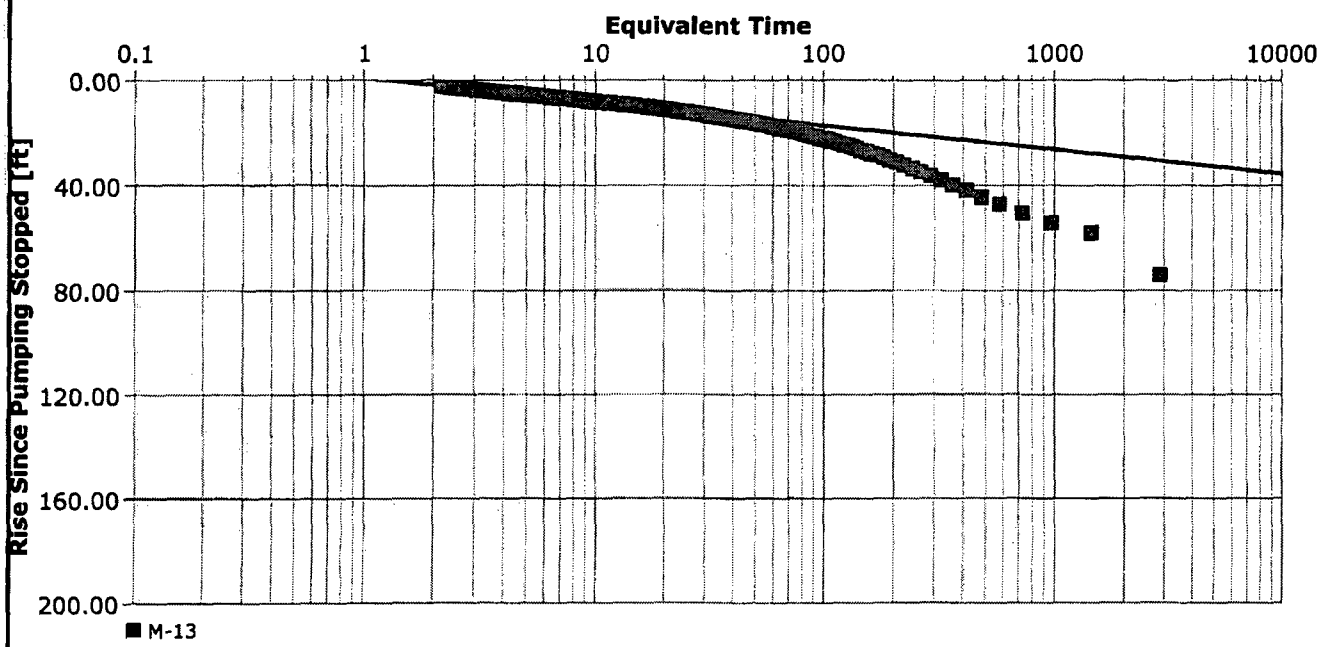

Calculation after Theis & Jacob

Observation Well	Transmissivity [U.S. gal/d-ft]	Hydraulic Conductivity [U.S. gal/d-ft²]	Radial Distance to PW [m]	
M-13	3.00×10^2	1.07×10^0	0.04	

Addendum 2.7-D Water Quality

Water Quality Data

Analyte	Test Type[1]	Units	SW-1	SW-2	SW-3	SW-4	SW-5	SW-6	SW-7
			5/10/2007	5/10/2007	5/10/2007	5/10/2007	5/10/2007	5/15/2007	5/15/2007
A/C Balance (± 5)	DIS	%	10.2	3.56	21.1	4.37	42.9	4.03	13.2
Anions	DIS	meq/L	0.717	4.71	0.545	3.25	0.186	0.895	0.306
Bicarbonate as HCO3	DIS	mg/L	39	117	20	124	7	24	11
Carbonate as CO3	DIS	mg/L	0.5	0.5	0.5	2	0.5	0.5	0.5
Cations	DIS	meq/L	0.585	4.39	0.837	3.55	0.074	0.825	0.234
Chloride	DIS	mg/L	0.5	4	0.5	3	0.5	1	0.5
Conductivity	DIS	umhos/cm	64.5	404	41.3	278	5	50	22.6
Fluoride	DIS	mg/L	0.1	0.2	0.05	0.2	0.05	0.1	0.05
pH	DIS	s.u.	7.35	8.07	7.44	8.42	6.48	7.63	6.65
Solids, Total Dissolved Calculated	DIS	mg/L	33	294	38	207	125	58	17
Solids, Total Dissolved TDS @ 180 C	DIS	mg/L	46	346	102	238	14	146	32
Sulfate	DIS	mg/L	2	128	9	52	3	19	6
TDS Balance (0.80 - 1.20)	DIS	dec. %	1.39	1.18	2.68	1.15	125	3.1	1.88
Nitrogen, Ammonia as N	DIS	mg/L	3.93	0.05	0.09	0.025	0.07	0.025	0.025
Nitrogen, Nitrate+Nitrite as N	DIS	mg/L	0.1	0.05	0.3	0.05	0.05	0.9	0.1
Iron	TOT	mg/L	0.33	1.36	1.18	2.46	0.28	7.05	1.1
Manganese	TOT	mg/L	0.02	0.05	0.03	0.06	0.02	0.59	0.07
Aluminum	DIS	mg/L	0.3	1.7	2.7	0.6	0.1	0.7	0.05
Arsenic	DIS	mg/L	0.002	0.003	0.001	0.004	0.0005	0.005	<0.001
Barium	DIS	mg/L	<0.1	<0.1	<0.1	<0.1	<0.1	<0.1	<0.1
Boron	DIS	mg/L	<0.1	<0.1	<0.1	<0.1	<0.1	<0.1	<0.1
Cadmium	DIS	mg/L	<0.005	<0.005	<0.005	<0.005	<0.005	<0.005	<0.005
Calcium	DIS	mg/L	2	19	3	22	0.5	0.5	2
Chromium	DIS	mg/L	<0.05	<0.05	<0.05	<0.05	<0.05	<0.05	<0.05
Copper	DIS	mg/L	<0.01	<0.01	<0.01	<0.01	<0.01	<0.01	<0.01
Iron	DIS	mg/L	0.12	0.38	0.6	3.02	0.06	0.83	0.015
Lead	DIS	mg/L	0.0005	0.0005	0.001	0.002	0.0005	0.0005	0.0005
Magnesium	DIS	mg/L	0.5	5	0.5	6	0.5	0.5	0.5
Manganese	DIS	mg/L	0.04	0.005	0.005	0.01	0.005	0.005	0.005
Mercury	DIS	mg/L	<0.001	<0.001	<0.001	<0.001	<0.001	<0.001	<0.001
Molybdenum	DIS	mg/L	<0.1	<0.1	<0.1	<0.1	<0.1	<0.1	<0.1
Nickel	DIS	mg/L	<0.05	<0.05	<0.05	<0.05	<0.05	<0.05	<0.05
Potassium	DIS	mg/L	3	4	1	3	0.5	4	2
Selenium	DIS	mg/L	0.001	0.001	0.001	0.001	0.0005	0.0005	0.001
Silica	DIS	mg/L	3.8	13.6	6.8	19.9	0.6	9.9	0.9
Sodium	DIS	mg/L	0.5	61	6	38	0.5	6	0.5
Uranium	DIS	mg/L	0.00015	0.0044	0.00015	0.0042	0.00015	0.0003	0.00015
Vanadium	DIS	mg/L	<0.1	<0.1	<0.1	<0.1	<0.1	<0.1	<0.1
Zinc	DIS	mg/L	0.05	0.005	0.01	0.005	0.005	0.005	0.005
Gross Alpha	DIS	pCi/L	5.8	19.5	5.6	16.8	1.6	3.8	1.2
Gross Alpha MDC	DIS	pCi/L							
Gross Beta	DIS	pCi/L	5.8	14.4	5.7	11	2.1	4.2	2.3
Radium 226	DIS	pCi/L	0.1	5.2	0.1	2.2	0.1	0.1	0.1
Radium 226 MDC	DIS	pCi/L							
Radium 228	DIS	pCi/L	1.5	0.5	0.5	0.5	0.5	0.5	0.5

1. Test Type Codes: DIS = Dissolution, TOT = Total

Highlighted values represent values under detectable limit. For averaging purposes, value presented is 1/2 the limit value (e.g. 0.5 = <1)

ANTELOPE GROUND WATER QUALITY RESULTS BY WELL

Antelope ground water quality results by well

Analyte	Test Type[1]	Units	M-10		M-11		M-12		M-13		MU-13	M-14		M-15	M-16		MP-16	MU-16
			4/8/2008	11/28/2007	4/8/2008	1/25/2008	4/8/2008	12/31/2007	4/3/2008	12/31/2007	4/8/2008	4/8/2008	12/31/2007	4/3/2008	4/3/2008	12/31/2007	3/29/2008	4/3/2008
A/C Balance (± 5)	DIS	%	10.5	1.64	9.9	3.96	9.69	4.9	2.27	2.21	10.6	10.9	0.926	2.59	3.01	1.97	1.15	0.157
Anions	DIS	meq/L	3.11	3.19	2.86	3.23	2.63	3.06	2.83	2.46	2.61	2.25	2.7	11.6	4.07	4.19	3.87	5.81
Bicarbonate as HCO3	DIS	mg/L	115	120	123	139	116	135	130	95	114	98	114	261	144	165	165	150
Carbonate as CO3	DIS	mg/L	0.5	0.5	0.5	0.5	0.5	0.5	0.5	2	0.5	1	3	0.5	11	6	0.5	0.5
Cations	DIS	meq/L	3.84	3.09	3.49	2.98	3.19	3.37	2.96	2.57	3.23	2.79	2.76	11	4.32	4.36	3.96	5.83
Chloride	DIS	mg/L	0.5	0.5	3	3	4	5	5	5	1	1	3	9	2	4	5	3
Conductivity	DIS	umhos/cm	328	330	296	280	272	290	264	220	272	239	253	930	368	396	352	518
Fluoride	DIS	mg/L	0.1	0.1	0.2	0.1	0.3	0.4	0.2	0.2	0.2	0.3	0.2	0.1	0.2	0.2	0.2	0.2
pH	DIS	s.u.	7.67	7.69	7.85	7.65	8.58	8.39	7.91	8.45	8.07	8.7	8.42	7.51	9	8.4	7.96	8.63
Solids, Total Dissolved Calculated	DIS	mg/L	208	197	187	189	173	192	172	160	176	153	170	708	252	255	233	372
Solids, Total Dissolved TDS @ 180 C	DIS	mg/L	202	208	156	161	161	187	141	156	152	142	164	600	225	257	208	329
Sulfate	DIS	mg/L	58	59	35	40	28	31	25	31	32	26	31	337	61	57	48	156
TDS Balance (0.80 - 1.20)	DIS	dec. %	0.97	1.06	0.83	0.85	0.93	0.97	0.82	0.98	0.86	0.93	0.96	0.85	0.89	1.01	0.89	0.88
Nitrogen, Ammonia as N	DIS	mg/L	0.1	0.11	0.05	0.08	0.05	0.09	0.025	0.06	0.05	0.05	0.05	0.025	0.025	0.09	0.05	0.025
Nitrogen, Nitrate+Nitrite as N	DIS	mg/L	0.05	0.05	0.33	0.2	0.025	0.05	0.5	0.6	0.15	0.025	0.05	0.05	0.05	0.05	0.05	0.2
Iron	TOT	mg/L	2.77	2.89	0.015	0.015	0.015	0.015	0.41	1.53	0.015	0.04	0.015	7.96	0.015	0.015	0.015	0.015
Manganese	TOT	mg/L	0.06	0.04	0.005	0.005	0.005	0.005	0.005	0.05	0.005	0.005	0.005	0.15	0.005	0.005	0.01	0.005
Aluminum	DIS	mg/L	<0.1	<0.1	<0.1	<0.1	<0.1	<0.1	<0.1	<0.1	<0.1	<0.1	<0.1	<0.1	<0.1	<0.1	<0.1	<0.1
Arsenic	DIS	mg/L	0.0005	0.0005	0.006	0.005	0.005	0.007	0.009	0.011	0.005	0.004	0.007	0.0005	0.01	0.007	0.003	0.006
Barium	DIS	mg/L	0.05	0.05	0.05	0.05	0.05	0.05	0.05	0.05	0.05	0.05	0.05	0.05	0.05	0.05	0.05	0.05
Boron	DIS	mg/L	0.05	0.05	0.05	0.05	0.05	0.05	0.05	0.05	0.05	0.05	0.05	0.05	0.05	0.05	0.05	0.05
Cadmium	DIS	mg/L	0.0025	0.0025	0.0025	0.0025	0.0025	0.0025	0.0025	0.0025	0.0025	0.0025	0.0025	0.0025	0.0025	0.0025	0.0025	0.0025
Calcium	DIS	mg/L	56	44	47	41	39	45	41	30	41	32	37	166	65	64	57	89
Chromium	DIS	mg/L	<0.05	<0.05	<0.05	<0.05	<0.05	<0.05	<0.05	<0.05	<0.05	<0.05	<0.05	<0.05	<0.05	<0.05	<0.05	<0.05
Copper	DIS	mg/L	<0.01	<0.01	<0.01	<0.01	<0.01	<0.01	<0.01	<0.01	<0.01	<0.01	<0.01	<0.01	<0.01	<0.01	<0.01	<0.01
Iron	DIS	mg/L	0.015	0.68	0.015	0.015	0.015	0.015	0.015	0.015	0.015	0.015	0.015	0.7	0.015	0.015	0.015	0.015
Lead	DIS	mg/L	0.0005	0.0005	0.0005	0.0005	0.0005	0.002	0.0005	0.0005	0.0005	0.0005	0.0005	0.0005	0.0005	0.0005	0.0005	0.0005
Magnesium	DIS	mg/L	5	3	3	3	2	2	4	3	4	3	2	18	4	5	5	7
Manganese	DIS	mg/L	0.06	0.04	0.005	0.005	0.005	0.005	0.005	0.005	0.005	0.005	0.005	0.15	0.005	0.005	0.005	0.005
Mercury	DIS	mg/L	<.001	<.001	<.001	<.001	<.001	<.001	<.001	<.001	<.001	<.001	<.001	<.001	<.001	<.001	<.001	<.001
Molybdenum	DIS	mg/L	<0.1	<0.1	<0.1	<0.1	<0.1	<0.1	<0.1	<0.1	<0.1	<0.1	<0.1	<0.1	<0.1	<0.1	<0.1	<0.1
Nickel	DIS	mg/L	<0.05	<0.05	<0.05	<0.05	<0.05	<0.05	<0.05	<0.05	<0.05	<0.05	<0.05	<0.05	<0.05	<0.05	<0.05	<0.05
Potassium	DIS	mg/L	2	2	2	2	5	5	2	3	4	9	8	2	4	6	2	6
Selenium	DIS	mg/L	0.0005	0.0005	0.009	0.006	0.0005	0.008	0.012	0.012	0.008	0.0005	0.001	0.0005	0.002	0.001	0.0005	0.002
Silica	DIS	mg/L	16.3	16	16.4	16.1	14.6	17.2	17.1	19.4	19.1	15.5	17.8	20	19.1	19.4	19.4	21.5
Sodium	DIS	mg/L	14	11	19	15	23	19	14	16	18	16	12	26	15	13	14	14
Uranium	DIS	mg/L	0.0313	0.0305	0.12	0.145	0.108	0.129	0.0994	0.1	0.0734	0.0588	0.0734	0.0004	0.809	0.639	0.0072	0.0703
Vanadium	DIS	mg/L	<0.1	<0.1	<0.1	<0.1	<0.1	<0.1	<0.1	<0.1	<0.1	<0.1	<0.1	<0.1	<0.1	<0.1	<0.1	<0.1
Zinc	DIS	mg/L	0.005	0.005	0.005	0.005	0.005	0.005	0.005	0.005	0.005	0.005	0.005	0.01	0.005	0.005	0.005	0.005
Gross Alpha	DIS	pCi/L	64.6	45.2	109	123	443	494	87.5	94.8	92.2	354	330	13.7	997	797	345	82.7
Gross Alpha MDC	DIS	pCi/L	1.2		1.2		1.2		1.3		1.2	1.1		2.6	1.4		2	1.6
Gross Beta	DIS	pCi/L	21	15.1	28.7	45.6	146	193	37.3	39	22.1	137	153	12.4	445	290	125	30.8
Gross Beta MDC	DIS	pCi/L	2.4		2.4		2.4		2.4		2.4	2.4		2.5	2.4		2.6	2.4
Lead 210	DIS	pCi/L	-3.6	0.5	-4.2		62.3		10.9		-3.3	32.1		2.8	78.1		45.7	11.2
Polonium 210	DIS	pCi/L	0.9	0.5	0.5		3		0.7		1.9	3.6		0.8	38		3.3	-0.1
Radium 226	DIS	pCi/L	13.2	14.1	3.8	1.3	194	204	4.8	1.8	6.3	143	142	3.3	231	223	129	4.1
Radium 226 MDC	DIS	pCi/L	0.17		0.17		0.56		0.21		0.18	0.44		0.21	0.22		0.1	0.22
Radium 228	DIS	pCi/L	3	0.5	2.5	8.1	3	2.5	1.5	2.5	1.6	3	0.5	5.9	2.5	0.5	3.7	4.2
Radium 228 MDC	DIS	pCi/L	1		1		1		1.1		1	1		1.1	1.1		1.1	1.1
Thorium 230	DIS	pCi/L	0	0.1	0		0		0		0	0.1		0	0.4		0.3	0
Lead 210	SUS	pCi/L	0	5.3	0		-5		62.5		0	0		56.3	32.9		16.2	39.3
Polonium 210	SUS	pCi/L	2.1	7.1	0.4		1.2		0.9		0.6	2.3		0.7	4.8		2.7	0.2
Radium 226	SUS	pCi/L	2.2	2.8	-0.6		0.1		0.8		-0.6	0.6		1.5	0.2		1.3	-0.2
Radium 226 MDC	SUS	pCi/L	0.7		0.7		0.7		0.4		0.6	0.7		0.4	0.4		0.3	0.4
Thorium 230	SUS	pCi/L	0.4	0.1	0.1		0.2		0.8		0.5	0.8		0.1	0		0.3	0
Uranium	SUS	mg/L	0.0007	0.0057	0.00015		0.00015		0.004		0.00015	0.00015		0.00015	0.0007		0.0013	<0.0003

1. Test Type Codes: DIS = Dissolution, TOT = Total

Highlighted values represent values under detectable limit. For avei

1. Test Type Codes: DIS = Dissolution, TOT = Total

Highlighted values represent values under detectable limit. For averaging purposes, value presented is 1/2 the limit value (e.g. 0.5 = <1)

Antelope ground water quality results by well

Analyte	Test Type[1]	Units	M-1	MU-2	M-4		MU-4	MP-4	M-5		M-6	M-7	M-8		M-9	
			4/4/2008	4/4/2008	4/3/2008	11/21/2007	3/7/2008	3/11/2008	4/3/2008	11/27/2008	4/4/2008	4/4/2008	4/4/2008	12/28/2007	3/29/2008	12/31/2007
A/C Balance (± 5)	DIS	%	2.17	0.438	0.848	5.01	0.501	2.77	0.035	7.23	1.15	2.28	0.804	4.66	0.413	1.58
Anions	DIS	meq/L	2.86	3.12	8.06	7.88	2.16	4.75	4.65	4	2.67	4.07	2.59	2.5	4.48	4.39
Bicarbonate as HCO3	DIS	mg/L	127	130	237	229	61	162	122	134	118	171	111	111	150	149
Carbonate as CO3	DIS	mg/L	0.5	0.5	0.5	0.5	19	0.5	0.5	0.5	2	0.5	0.5	0.5	0.5	0.5
Cations	DIS	meq/L	2.99	3.15	7.95	7.13	2.18	4.49	4.65	3.47	2.73	4.26	2.55	2.74	4.51	4.53
Chloride	DIS	mg/L	2	2	7	4	2	4	1	2	3	4	5	5	5	5
Conductivity	DIS	umhos/cm	265	288	694	740	112	376	412	406	247	374	236	236	411	424
Fluoride	DIS	mg/L	0.2	0.2	0.2	0.2	0.3	0.2	0.1	0.2	0.3	0.2	0.2	0.3	0.2	0.2
pH	DIS	s.u.	7.9	8.51	7.68	7.64	9.62	8.57	7.92	7.93	8.65	8.03	8.41	8.22	8.27	8.14
Solids, Total Dissolved Calculated	DIS	mg/L	171	195	490	470	152	293	294	236	167	243	164	165	281	276
Solids, Total Dissolved TDS @ 180 C	DIS	mg/L	172	194	445	469	144	297	241	258	182	232	157	159	294	278
Sulfate	DIS	mg/L	33	42	191	192	23	95	125	83	28	55	30	26	90	86
TDS Balance (0.80 - 1.20)	DIS	dec. %	1.01	0.99	0.91	1	0.95	1.01	0.82	1.09	1.09	0.95	0.96	0.96	1.05	1.01
Nitrogen, Ammonia as N	DIS	mg/L	0.21	0.025	0.025	0.025	0.09	0.025	0.025	0.025	0.025	0.025	0.025	0.1	0.025	0.1
Nitrogen, Nitrate+Nitrite as N	DIS	mg/L	0.05	0.05	0.2	0.05	0.05	0.05	0.05	0.05	0.05	0.05	0.05	0.05	0.05	0.05
Iron	TOT	mg/L	0.34	0.015	1.09	0.89	0.015	0.015	0.08	0.1	0.015	2.33	0.015	0.015	0.015	0.015
Manganese	TOT	mg/L	0.02	0.005	0.04	0.06	0.005	0.005	0.02	0.01	0.005	0.14	0.005	0.005	0.005	0.005
Aluminum	DIS	mg/L	<0.1	<0.1	<0.1	<0.1	<0.1	<0.1	<0.1	<0.1	<0.1	<0.1	<0.1	<0.1	<0.1	<0.1
Arsenic	DIS	mg/L	0.011	0.002	0.0005	0.0005	0.019	0.003	0.001	0.001	0.009	0.0005	0.014	0.014	0.003	0.002
Barium	DIS	mg/L	0.05	0.05	0.05	0.05	0.05	0.05	0.05	0.05	0.05	0.05	0.05	0.1	0.05	0.05
Boron	DIS	mg/L	0.05	0.05	0.05	0.05	0.05	0.05	0.05	0.05	0.05	0.05	0.05	0.05	0.05	0.05
Cadmium	DIS	mg/L	0.0025	0.0025	0.0025	0.0025	0.0025	0.0025	0.0025	0.0025	0.0025	0.0025	0.0025	0.0025	0.0025	0.0025
Calcium	DIS	mg/L	41	32	110	101	19	62	65	47	31	55	24	24	65	64
Chromium	DIS	mg/L	<0.05	<0.05	<0.05	<0.05	<0.05	<0.05	<0.05	<0.05	<0.05	<0.05	<0.05	<0.05	<0.05	<0.05
Copper	DIS	mg/L	<0.01	<0.01	<0.01	<0.01	<0.01	<0.01	<0.01	<0.01	<0.01	<0.01	<0.01	<0.01	<0.01	<0.01
Iron	DIS	mg/L	0.015	0.015	0.15	0.015	0.015	0.03	0.015	0.015	0.015	0.28	0.015	0.03	0.015	0.015
Lead	DIS	mg/L	0.0005	0.0005	0.0005	0.0005	0.004	0.0005	0.0005	0.0005	0.0005	0.0005	0.0005	0.001	0.0005	0.001
Magnesium	DIS	mg/L	3	2	13	11	0.5	4	8	5	2	6	2	3	2	4
Manganese	DIS	mg/L	0.01	0.005	0.05	0.06	0.005	0.005	0.02	0.02	0.005	0.14	0.005	0.005	0.005	0.005
Mercury	DIS	mg/L	<.001	<.001	<.001	<.001	<.001	<.001	<.001	<.001	<.001	<.001	<.001	<.001	<.001	<.001
Molybdenum	DIS	mg/L	<0.1	<0.1	<0.1	<0.1	<0.1	<0.1	<0.1	<0.1	<0.1	<0.1	<0.1	<0.1	<0.1	<0.1
Nickel	DIS	mg/L	<0.05	<0.05	<0.05	<0.05	<0.05	<0.05	<0.05	<0.05	<0.05	<0.05	<0.05	<0.05	<0.05	<0.05
Potassium	DIS	mg/L	3	4	3	3	10	6	2	2	5	3	4	6	5	4
Selenium	DIS	mg/L	0.0005	0.0005	0.0005	0.0005	0.001	0.001	0.0005	0.0005	0.0005	0.0005	0.0005	0.0005	0.0005	0.0005
Silica	DIS	mg/L	11.7	18.4	18.5	19.7	27.2	20.9	15.9	15	17.5	13.8	18.8	20.7	17.7	18.5
Sodium	DIS	mg/L	14	28	30	24	21	21	17	15	20	22	25	26	23	21
Uranium	DIS	mg/L	0.235	0.0014	0.037	0.0116	0.016	0.0624	0.007	0.0058	0.366	0.00015	0.0023	0.0015	0.016	0.0208
Vanadium	DIS	mg/L	<0.1	<0.1	<0.1	<0.1	<0.1	<0.1	<0.1	<0.1	<0.1	<0.1	<0.1	<0.1	<0.1	<0.1
Zinc	DIS	mg/L	0.005	0.005	0.11	0.06	0.005	0.005	0.005	0.005	0.005	0.005	0.005	0.005	0.005	0.01
Gross Alpha	DIS	pCi/L	231	28.8	104	71.6	39	81.8	19.6	19.2	1350	7.5	11.2	10.8	20.6	28.9
Gross Alpha MDC	DIS	pCi/L	1.4	1.4	2.1		0.9	1.2	1.4		1.4	1.6	1.4		2.1	
Gross Beta	DIS	pCi/L	51.3	17.4	38.7	28.2	16.5	32.8	14.6	13.7	508	7.8	10.7	14.1	20.3	18.9
Gross Beta MDC	DIS	pCi/L	2.8	2.8	2.5		2.5	2.6	2.4		2.8	2.8	2.7		2.6	
Lead 210	DIS	pCi/L	7	-10.3	14	4.1	9.5	0	3.2	0.5	102	7	14.8		19.6	
Polonium 210	DIS	pCi/L	1	0.9	0.2	1.5	1.6	0.6	1.6	0.5	20	1.1	1.1		2.3	
Radium 226	DIS	pCi/L	1.7	5.1	24.3	22.8	2.5	9	5.6	7.2	269	1.9	2.3	4.1	5.2	6.1
Radium 226 MDC	DIS	pCi/L	0.22	0.17	0.21		0.2	0.2	0.21		0.2	0.2	0.21		0.08	
Radium 228	DIS	pCi/L	2.9	5.8	6.3	2.9	4.5	8.9	5.9	4.9	3.3	3.2	3.7	4.3	6.8	6.8
Radium 228 MDC	DIS	pCi/L	1.1	1.3	1.1		1.6		1.1		1.1	1.1	1.1		1.1	
Thorium 230	DIS	pCi/L	0	0.1	0.1	0.1	0	0	0	0.1	0.1	0	0		0.5	
Lead 210	SUS	pCi/L	21.6	0	45.4	2.8	2.7	0	110	0.5	15.3	26.9	10.3		4.9	
Polonium 210	SUS	pCi/L	1	0.6	1.2	0.5	0.9	0.4	1.2	2.1	2.7	1.5	0.6		2.2	
Radium 226	SUS	pCi/L	0.9	0.05	0.9	1.5	-1	-0.4	-0.4	0.1	0.5	1.6	0.6		0.8	
Radium 226 MDC	SUS	pCi/L	0.2	0.4	0.4		1.7	1.8	0.4		0.4	0.2	0.2		0.4	
Thorium 230	SUS	pCi/L	0.5	0	0.1	0.6	0.3	0	0.2	0.1	0	0.5	0.2		0.8	
Uranium	SUS	mg/L	0.0021	0.00015	0.00015	0.00015	0.016	0.0624	0.00015	0.00015	0.00015	0.0011	0.0008		0.0016	

1. Test Type Codes: DIS = Dissolution, TOT = Total

Highlighted values represent values under detectable limit. For averaging purposes, value presented is 1/2 the limit value (e.g. 0.5 = <1)

JAB GROUND WATER QUALITY RESULTS BY WELL

JAB ground water quality results by well

Analyte	Test Type[1]	Units	MW-1291				MW-1292				MW-1298			MW-1299			MW-1300			JAB #1			MP-2068	MP-2183
			3/11/2008	12/14/2007	9/25/2007	6/29/2007	3/11/2008	12/14/2007	9/25/2007	6/29/2007	12/14/2007	9/22/2007*	6/28/2007	12/14/2007	9/22/2007*	6/28/2007	12/14/2007	10/1/2007	6/30/2007	11/21/2007	10/1/2007	6/29/2007	3/12/2008	3/13/2008
A/C Balance (± 5)	DIS	%	3.59	2	2.53	1.86	1.42	2.43	0.407	0.886	4.63	0.659	4.49	3.69	0.7	4.19	3.11	3.76	1.24	9.27	0.553	1.46	4.85	2.89
Anions	DIS	meq/L	28.2	25.2	29.5	24.7	5.55	5.48	6.26	5.5	5.75	16	5.69	15.7	5.77	16	3.71	4.03	3.79	16	15.7	13.5	30.1	5.71
Bicarbonate as HCO3	DIS	mg/L	69	68	68	68	127	121	100	100	106	119	107	115	106	117	126	132	127	70	72	73	109	141
Carbonate as CO3	DIS	mg/L	<1	<1	<1	<1	<1	<1	<1	<1	<1	<1	<1	<1	<1	<1	<1	<1	<1	<1	<1	<1	<1	<1
Cations	DIS	meq/L	26.2	24.2	27.1	25.6	5.39	5.22	8.21	5.57	5.28	15.8	5.2	14.8	5.89	14.7	3.49	3.74	3.7	13.3	15.5	13.9	27.3	5.39
Chloride	DIS	mg/L	10	10	10	11	5	5	7	6	8	10	8	10	8	11	4	10	5	7	6	6	14	5
Conductivity	DIS	umhos/cm	2110	2150	2260	2160	524	542	801	616	576	1420	574	1360	551	1380	377	338	383	1420	1430	1380	2270	535
Fluoride	DIS	mg/L	0.3	0.2	0.2	0.3	0.5	0.5	0.4	0.4	0.3	0.2	0.4	0.2	0.3	0.3	0.5	0.5	0.5	0.3	0.3	0.3	0.3	0.6
pH	DIS	s.u.	7.73	7.99	7.12	7.72	7.88	8.16	7.14	7.78	8.08	7.61	7.87	7.76	7.62	7.34	8.14	7.86	8.04	7.83	7.66	7.89	7.58	7.87
Solids, Total Dissolved Calculated	DIS	mg/L	1870	1960	1900	1960	357	351	418	367	369	1060	363	1020	377	1040	227	242	235	1030	1060	919	1970	360
Solids, Total Dissolved TDS @ 180 C	DIS	mg/L	1940	1980	2010	1960	340	379	430	422	406	1060	382	1100	356	1090	249	210	202	1090	1050	1090	2120	358
Sulfate	DIS	mg/L	1290	1140	1300	1120	159	160	211	176	182	658	177	648	180	660	73	74	74	702	688	579	1340	156
TDS Balance (0.80 - 1.20)	DIS	dec. %	1.04	1.17	1.06	1.17	0.95	1.08	1.03	1.15	1.1	1	1.05	1.08	0.94	1.05	1.1	0.87	0.86	1.06	0.99	1.19	1.08	0.99
Nitrogen, Ammonia as N	DIS	mg/L	0.025	0.06	0.025	0.025	0.025	0.025	0.025	0.025	0.025	0.025	0.025	0.025	0.025	0.025	0.05	0.015	0.025	0.025	0.025	0.025	0.025	0.025
Nitrogen, Nitrate+Nitrite as N	DIS	mg/L	0.05	0.05	0.05	0.05	0.05	0.05	0.05	0.05	0.05	0.2	0.05	0.1	0.05	0.2	0.05	0.02	0.05	0.05	0.1	0.1	0.05	0.05
Iron	TOT	mg/L	1.74	0.25	0.15	0.12	0.02	0.25	0.015	0.015	0.05	0.015	0.015	0.015	0.015	0.015	0.34	0.025	0.015	0.04	0.015	0.015	0.42	0.04
Manganese	TOT	mg/L	0.32	0.31	0.29	0.32	0.005	0.02	0.03	0.05	0.01	0.005	0.005	0.005	0.005	0.005	0.02	0.05	0.02	0.005	0.01	0.005	0.17	0.005
Aluminum	DIS	mg/L	<0.1	<0.1	<0.1	<0.1	<0.1	<0.1	<0.1	<0.1	<0.1	<0.1	<0.1	<0.1	<0.1	<0.1	<0.1	<0.1	<0.1	<0.1	<0.1	<0.1	<0.1	<0.1
Arsenic	DIS	mg/L	0.011	0.004	0.005	0.004	0.01	0.008	0.01	0.009	0.008	0.005	0.009	0.004	0.009	0.004	0.003	0.003	0.003	0.004	0.004	0.004	0.009	0.024
Barium	DIS	mg/L	<0.1	<0.1	<0.1	<0.1	<0.1	<0.1	<0.1	<0.1	<0.1	<0.1	<0.1	<0.1	<0.1	<0.1	<0.1	<0.1	<0.1	<0.1	<0.1	<0.1	<0.1	<0.1
Boron	DIS	mg/L	<0.1	<0.1	<0.1	<0.1	<0.1	<0.1	<0.1	<0.1	<0.1	<0.1	<0.1	<0.1	<0.1	<0.1	<0.1	<0.1	<0.1	<0.1	<0.1	<0.1	<0.1	<0.1
Cadmium	DIS	mg/L	<0.005	<0.005	<0.005	<0.005	<0.005	<0.005	<0.005	<0.005	<0.005	<0.005	<0.005	<0.005	<0.005	<0.005	<0.005	<0.005	<0.005	<0.005	<0.005	<0.005	<0.005	<0.005
Calcium	DIS	mg/L	414	397	451	433	66	64	84	75	53	240	63	222	69	229	35	39	38	193	227	204	441	65
Chromium	DIS	mg/L	<0.05	<0.05	<0.05	<0.05	<0.05	<0.05	<0.05	<0.05	<0.05	<0.05	<0.05	<0.05	<0.05	<0.05	<0.05	<0.05	<0.05	<0.05	<0.05	<0.05	<0.05	<0.05
Copper	DIS	mg/L	<0.01	<0.01	<0.01	<0.01	<0.01	<0.01	<0.01	<0.01	<0.01	<0.01	<0.01	<0.01	<0.01	<0.01	<0.01	<0.01	<0.01	<0.01	<0.01	<0.01	<0.01	<0.01
Iron	DIS	mg/L	0.09	0.015	0.11	0.015	0.015	0.015	0.015	0.015	0.015	0.015	0.015	0.015	0.015	0.015	0.015	0.015	0.015	0.015	0.015	0.015	0.015	0.015
Lead	DIS	mg/L	0.001	0.0005	0.0005	0.0005	0.0005	0.0005	0.0005	0.0005	0.003	0.0005	0.003	0.0005	0.003	0.0005	0.0005	0.0005	0.002	0.0005	0.0005	0.0005	0.0005	0.0005
Magnesium	DIS	mg/L	28	27	31	26	4	4	5	4	4	24	4	21	4	19	2	2	2	13	17	14	30	4
Manganese	DIS	mg/L	0.3	0.28	0.28	0.29	0.02	0.02	0.03	0.04	0.01	0.005	0.005	0.005	0.005	0.005	0.02	0.02	0.02	0.01	0.01	0.01	0.16	0.005
Mercury	DIS	mg/L	<0.001	<0.001	<0.001	<0.001	<0.001	<0.001	<0.001	<0.001	<0.001	<0.001	<0.001	<0.001	<0.001	<0.001	<0.001	<0.001	<0.001	<0.001	<0.001	<0.001	<0.001	<0.001
Molybdenum	DIS	mg/L	<0.1	<0.1	<0.1	<0.1	<0.1	<0.1	<0.1	<0.1	<0.1	<0.1	<0.1	<0.1	<0.1	<0.1	<0.1	<0.1	<0.1	<0.1	<0.1	<0.1	<0.1	<0.1
Nickel	DIS	mg/L	<0.05	<0.05	<0.05	<0.05	<0.05	<0.05	<0.05	<0.05	<0.05	<0.05	<0.05	<0.05	<0.05	<0.05	<0.05	<0.05	<0.05	<0.05	<0.05	<0.05	<0.05	<0.05
Potassium	DIS	mg/L	8	9	8	8	3	4	4	4	4	5	3	5	3	5	3	3	3	6	6	6	9	4
Selenium	DIS	mg/L	0.002	0.002	0.001	0.002	0.003	0.003	0.007	0.005	0.0005	0.021	0.0005	0.018	0.0005	0.018	0.0005	0.0005	0.0005	0.01	0.011	0.013	0.001	0.002
Silica	DIS	mg/L	20.5	19.9	19.9	18.4	18.8	17.5	20.9	20.3	16.4	19.5	16.7	18.9	17.2	17.8	13.2	13.1	14.4	14.3	15.4	15	19.2	17.2
Sodium	DIS	mg/L	40	44	43	37	37	37	34	32	39	40	39	39	41	38	35	35	35	55	61	55	59	39
Uranium	DIS	mg/L	0.333	0.348	0.324	0.309	0.168	0.164	0.108	0.106	0.0956	0.431	0.0918	0.412	0.0553	0.418	0.0011	0.0004	0.0009	0.0983	0.115	0.192	1.15	0.888
Vanadium	DIS	mg/L	<0.1	<0.1	<0.1	<0.1	<0.1	<0.1	<0.1	<0.1	<0.1	<0.1	<0.1	<0.1	<0.1	<0.1	<0.1	<0.1	<0.1	<0.1	<0.1	<0.1	<0.1	<0.1
Zinc	DIS	mg/L	0.04	0.02	0.01	0.005	0.07	0.07	0.01	0.005	0.005	0.005	0.005	0.005	0.005	0.005	0.005	0.005	0.005	0.05	0.08	0.14	0.02	0.03
Gross Alpha	DIS	pCi/L	1200	1010			130	115			82.9			308			12.5			88.5			3570	2300
Gross Alpha MDC	DIS	pCi/L	7.6				1.1																3.7	1.1
Gross Beta	DIS	pCi/L	399	347			43.7	48.2			32.9			105			10.1			30.6			1310	719
Gross Beta MDC	DIS	pCi/L	9.6				2.5																8.4	2.5
Lead 210	DIS	pCi/L	87.9		0.5	16	1.5		0.5	0.5		0.5	0.5		0.5	0.5		0.5	0.5	0.5	11	0.5	25.1	66.7
Polonium 210	DIS	pCi/L	35		38	24	2.4		0.5	0.5		0.5	0.5		0.5	0.5		0.5	0.5	1.4	0.5	0.5	24	320
Radium 226	DIS	pCi/L	141	139	143	155	5.3	5	2.7	3.3	4	1.6	2.8	2.3	2.2	2.9	3	5.1	2.5	4	4.2	5.3	1160	531
Radium 226 MDC	DIS	pCi/L	0.54				0.2																0.1	0.1
Radium 228	DIS	pCi/L	2.9	8.1	5.1	4.1	2.4	2.1	0.5	0.5	2.9	6.4	0.5	5.7	5.2	3.4	2.3	0.5	0.5	7	0.5	6.4	15.6	1.6
Radium 228 MDC	DIS	pCi/L	1.6				1.3																	
Thorium 230	DIS	pCi/L	49		0.1	0.1	0.2		0.1	0.1		0.1	0.1		0.1	0.1		0.1	0.1	0.1	0.6	0.1	0.1	0.2
Lead 210	SUS	pCi/L	117		24	0.5	11.4		0.5	0.5		0.5	0.5		0.5	0.5		0.5	0.5	0.5	0.5	0.5		
Polonium 210	SUS	pCi/L	139		130	0.5	3.5		0.5	0.5		3.5	1.4		0.5	2.1		2.8	0.5	1.7	2.7	0.5	24.5	61.5
Radium 226	SUS	pCi/L	16.7		1.2	0.1	-1		0.1	0.1		0.1	0.1		0.1	0.1		3	0.1	0.1	2.9	0.1	57.5	30.1
Radium 228 MDC	SUS	pCi/L	1.8				1.9																1.9	2
Thorium 230	SUS	pCi/L	10.4		0.9	0.1	0.4		0.1	0.1		0.1	0.1		0.1	0.1		0.1	0.1	0.4	9.5	0.1	0.4	2.9
Uranium	SUS	mg/L	0.333		0.0035	0.00015	0.168		0.00015	0.00015		0.00015	0.00015		0.0007	0.00015		0.0256	0.00015	0.00015	0.0469	0.00015	0.0279	0.089

1. Test Type Codes: DIS = Dissolution, TOT = Total

Highlighted values represent values under detectable limit. For averaging purposes, value presented is 1/2 the limit value (e.g. 0.5 = <1)

* Samples for MW-1298 and MW-1299 analyzed on 6/22/2007 may be switched with eachother do to the mix-up of labels. The "switch" was not able to be confirmed.

ANTELOPE AND JAB FIELD WATER QUALITY

Antelope and JAB Field Water Quality

Mine Name	Well Name	Date	Pumping Rate (gpm)	PH	Conductivity	Temp (°C)
JAB	MW-1291	3/10/2008	13	7.2	2079	8.68
JAB	MW-1291	6/28/2007	2	7.32	2300	14.9
JAB	MW-1291	9/24/2007	2	7.38	2380	9.8
JAB	MW-1292	3/10/2008	80	7.54	534	7.2
JAB	MW-1292	6/28/2007	2	7.62	629	13.9
JAB	MW-1292	9/24/2007	2	7.62	584	10.5
JAB	MW-1298	6/27/2007	2	7.72	590	12.4
JAB	MW-1298	9/21/2007	2	7.89	579	11.9
JAB	MW-1299	6/27/2007	2	7.36	1355	13.3
JAB	MW-1299	9/21/2007	2	7.42	1372	12.6
JAB	MW-1300	6/29/2007	2	8	394	14.1
JAB	MW-1300	9/28/2007	2	7.9	364	11.5
JAB	JAB #1	9/28/2007	45	7.5	1341	10.8
JAB	JAB #1	11/21/2007	45	7.3	1324	12.2
JAB	MP-2069	3/11/2008	11	7.78	2213	8.4
JAB	MP-2069	3/21/2008	10.3	7.13	2450	7.4
JAB	MP-2103	3/12/2008	49	7.99	544	8.61
JAB	MP-2103	3/24/2008	29	7.71	579	8.7
ANTELOPE	M-1	12/20/2007	10	8.28	449	9.1
ANTELOPE	M-1	4/3/2008	10	7.26	267	10.2
ANTELOPE	M-2	12/20/2007	10	7.72	801	9.5
ANTELOPE	MU-2	4/4/2008	6	8.49	291	11.6
ANTELOPE	M-4	11/21/2007	20	7.5	704	11.8
ANTELOPE	M-4	4/2/2008	22	7.2	652	10.3
ANTELOPE	MP-4	3/7/2008	27	8.39	458	9.23
ANTELOPE	MP-4	3/26/2008	22	7.99	490	9.4
ANTELOPE	MU-4	3/7/2008	9	9.46	217	11.29
ANTELOPE	M-5	4/1/2008	10	7.22	392	9.8
ANTELOPE	M-5	11/27/2007	18	7.8	376	9.5
ANTELOPE	M-6	1/1/2008	5.5	8.76	318	10.4
ANTELOPE	M-6	4/4/2008	8	8.54	250	11.2
ANTELOPE	M-7	4/3/2008	2	7.34	373	11.8
ANTELOPE	M-8	12/28/2007	6.6	9.26	313	10.7
ANTELOPE	M-8	4/3/2008	7	7.57	279	12.7
ANTELOPE	M-9	12/28/2007	6.8	8.78	438	9.6
ANTELOPE	M-9	3/28/2008	8	8.35	409	10.5
ANTELOPE	M-10	11/27/2007	18	7.6	314	8.1
ANTELOPE	M-10	4/7/2008	11	7.7	335	8.9
ANTELOPE	M-11	1/25/2008	15	7.49	317	9.1
ANTELOPE	M-11	4/8/2008	12	7.83	300	10.2
ANTELOPE	M-12	12/29/2007	14.2	8.92	315	9.2
ANTELOPE	M-12	4/7/2008	11	8.57	273	9.8
ANTELOPE	M-13	4/2/2008	20	7.25	262	10.5
ANTELOPE	M-13	12/29/2007	14.2	9.79	298	8.8
ANTELOPE	MU-13	4/7/2008	10	8.14	279	11.3
ANTELOPE	M-14	12/29/2007	7.9	9.02	272	9.7
ANTELOPE	M-14	4/8/2008	12	8.71	242	9.4

ANTELOPE	M-15	4/2/2008	5.6	7.19	890	9.3
ANTELOPE	M-16	12/29/2007	7	8.94	402	8.4
ANTELOPE	M-16	4/2/2008	10.6	7.51	361	9
ANTELOPE	MP-16	3/28/2008	14.1	8.31	356	8.9
ANTELOPE	MU-16	4/2/2008	12.3	7.45	498	10

ANTELOPE AND JAB SURFACE WATER QUALITY LAB RESULTS

Antelope and JAB Surface Water Quality Lab Results

Client Name	Station Name	Sample Date	Parameter Name	Parameter Val	Lab Name	Lab Sample ID	Analysis Date	Analytical Method	Comments
BRS Inc.	SW-1	5/9/2007	A/C Balance (± 5), DIS	10.2	Energy Lab	C07050518-001A	5/10/2007	Calculation	
BRS Inc.	SW-1	5/9/2007	Anions, DIS	0.717	Energy Lab	C07050518-001A	5/10/2007	Calculation	
BRS Inc.	SW-1	5/9/2007	Bicarbonate as HCO3, DIS	39	Energy Lab	C07050518-001A	5/10/2007	A2320 B	
BRS Inc.	SW-1	5/9/2007	Carbonate as CO3, DIS	-1	Energy Lab	C07050518-001A	5/10/2007	A2320 B	
BRS Inc.	SW-1	5/9/2007	Cations, DIS	0.585	Energy Lab	C07050518-001A	5/10/2007	Calculation	
BRS Inc.	SW-1	5/9/2007	Chloride, DIS	-1	Energy Lab	C07050518-001A	5/10/2007	A4500-Cl B	
BRS Inc.	SW-1	5/9/2007	Conductivity, DIS	64.5	Energy Lab	C07050518-001A	5/10/2007	A2510 B	
BRS Inc.	SW-1	5/9/2007	Fluoride, DIS	0.1	Energy Lab	C07050518-001A	5/10/2007	A4500-F C	
BRS Inc.	SW-1	5/9/2007	pH, DIS	7.35	Energy Lab	C07050518-001A	5/10/2007	A4500-H B	
BRS Inc.	SW-1	5/9/2007	Solids, Total Dissolved Calculated, DIS	33	Energy Lab	C07050518-001A	5/10/2007	Calculation	
BRS Inc.	SW-1	5/9/2007	Solids, Total Dissolved TDS @ 180 C, DIS	46	Energy Lab	C07050518-001A	5/10/2007	A2540 C	
BRS Inc.	SW-1	5/9/2007	Sulfate, DIS	2	Energy Lab	C07050518-001A	5/10/2007	A4500-SO4 E	
BRS Inc.	SW-1	5/9/2007	TDS Balance (0.80 - 1.20), DIS	1.39	Energy Lab	C07050518-001A	5/10/2007	Calculation	
BRS Inc.	SW-1	5/9/2007	Iron, TOT	0.33	Energy Lab	C07050518-001B	5/10/2007	E200.7	
BRS Inc.	SW-1	5/9/2007	Manganese, TOT	0.02	Energy Lab	C07050518-001B	5/10/2007	E200.7	
BRS Inc.	SW-1	5/9/2007	Aluminum, DIS	0.3	Energy Lab	C07050518-001C	5/10/2007	E200.8	
BRS Inc.	SW-1	5/9/2007	Arsenic, DIS	0.002	Energy Lab	C07050518-001C	5/10/2007	E200.8	
BRS Inc.	SW-1	5/9/2007	Barium, DIS	-0.1	Energy Lab	C07050518-001C	5/10/2007	E200.8	
BRS Inc.	SW-1	5/9/2007	Boron, DIS	-0.1	Energy Lab	C07050518-001C	5/10/2007	E200.7	
BRS Inc.	SW-1	5/9/2007	Cadmium, DIS	-0.005	Energy Lab	C07050518-001C	5/10/2007	E200.8	
BRS Inc.	SW-1	5/9/2007	Calcium, DIS	2	Energy Lab	C07050518-001C	5/10/2007	E200.7	
BRS Inc.	SW-1	5/9/2007	Chromium, DIS	-0.05	Energy Lab	C07050518-001C	5/10/2007	E200.8	
BRS Inc.	SW-1	5/9/2007	Copper, DIS	-0.01	Energy Lab	C07050518-001C	5/10/2007	E200.8	
BRS Inc.	SW-1	5/9/2007	Iron, DIS	0.12	Energy Lab	C07050518-001C	5/10/2007	E200.7	
BRS Inc.	SW-1	5/9/2007	Lead, DIS	-0.001	Energy Lab	C07050518-001C	5/10/2007	E200.8	
BRS Inc.	SW-1	5/9/2007	Magnesium, DIS	-1	Energy Lab	C07050518-001C	5/10/2007	E200.7	
BRS Inc.	SW-1	5/9/2007	Manganese, DIS	0.04	Energy Lab	C07050518-001C	5/10/2007	E200.8	
BRS Inc.	SW-1	5/9/2007	Mercury, DIS	-0.001	Energy Lab	C07050518-001C	5/10/2007	E200.8	
BRS Inc.	SW-1	5/9/2007	Molybdenum, DIS	-0.1	Energy Lab	C07050518-001C	5/10/2007	E200.8	
BRS Inc.	SW-1	5/9/2007	Nickel, DIS	-0.05	Energy Lab	C07050518-001C	5/10/2007	E200.8	
BRS Inc.	SW-1	5/9/2007	Potassium, DIS	3	Energy Lab	C07050518-001C	5/10/2007	E200.7	
BRS Inc.	SW-1	5/9/2007	Selenium, DIS	-0.002	Energy Lab	C07050518-001C	5/10/2007	E200.8	
BRS Inc.	SW-1	5/9/2007	Silica, DIS	3.8	Energy Lab	C07050518-001C	5/10/2007	E200.7	
BRS Inc.	SW-1	5/9/2007	Sodium, DIS	-1	Energy Lab	C07050518-001C	5/10/2007	E200.7	
BRS Inc.	SW-1	5/9/2007	Uranium, DIS	-0.0003	Energy Lab	C07050518-001C	5/10/2007	E200.8	
BRS Inc.	SW-1	5/9/2007	Vanadium, DIS	-0.1	Energy Lab	C07050518-001C	5/10/2007	E200.8	
BRS Inc.	SW-1	5/9/2007	Zinc, DIS	0.05	Energy Lab	C07050518-001C	5/10/2007	E200.8	
BRS Inc.	SW-1	5/9/2007	Nitrogen, Ammonia as N, DIS	3.93	Energy Lab	C07050518-001D	5/10/2007	A4500-NH3 G	
BRS Inc.	SW-1	5/9/2007	Nitrogen, Nitrate+Nitrite as N, DIS	0.1	Energy Lab	C07050518-001D	5/10/2007	E353.2	
BRS Inc.	SW-1	5/9/2007	Gross Alpha, DIS	5.8	Energy Lab	C07050518-001E	5/10/2007	E900.0	
BRS Inc.	SW-1	5/9/2007	Gross Beta, DIS	5.8	Energy Lab	C07050518-001E	5/10/2007	E900.0	
BRS Inc.	SW-1	5/9/2007	Radium 226, DIS	-0.2	Energy Lab	C07050518-001E	5/10/2007	E903.0	
BRS Inc.	SW-1	5/9/2007	Radium 228, DIS	1.5	Energy Lab	C07050518-001E	5/10/2007	RA-05	
BRS Inc.	SW-2	5/9/2007	A/C Balance (± 5), DIS	3.56	Energy Lab	C07050518-002A	5/10/2007	Calculation	
BRS Inc.	SW-2	5/9/2007	Anions, DIS	4.71	Energy Lab	C07050518-002A	5/10/2007	Calculation	
BRS Inc.	SW-2	5/9/2007	Bicarbonate as HCO3, DIS	117	Energy Lab	C07050518-002A	5/10/2007	A2320 B	
BRS Inc.	SW-2	5/9/2007	Carbonate as CO3, DIS	-1	Energy Lab	C07050518-002A	5/10/2007	A2320 B	
BRS Inc.	SW-2	5/9/2007	Cations, DIS	4.39	Energy Lab	C07050518-002A	5/10/2007	Calculation	
BRS Inc.	SW-2	5/9/2007	Chloride, DIS	4	Energy Lab	C07050518-002A	5/10/2007	A4500-Cl B	
BRS Inc.	SW-2	5/9/2007	Conductivity, DIS	404	Energy Lab	C07050518-002A	5/10/2007	A2510 B	
BRS Inc.	SW-2	5/9/2007	Fluoride, DIS	0.2	Energy Lab	C07050518-002A	5/10/2007	A4500-F C	
BRS Inc.	SW-2	5/9/2007	pH, DIS	8.07	Energy Lab	C07050518-002A	5/10/2007	A4500-H B	
BRS Inc.	SW-2	5/9/2007	Solids, Total Dissolved Calculated, DIS	294	Energy Lab	C07050518-002A	5/10/2007	Calculation	
BRS Inc.	SW-2	5/9/2007	Solids, Total Dissolved TDS @ 180 C, DIS	346	Energy Lab	C07050518-002A	5/10/2007	A2540 C	
BRS Inc.	SW-2	5/9/2007	Sulfate, DIS	128	Energy Lab	C07050518-002A	5/10/2007	A4500-SO4 E	
BRS Inc.	SW-2	5/9/2007	TDS Balance (0.80 - 1.20), DIS	1.18	Energy Lab	C07050518-002A	5/10/2007	Calculation	
BRS Inc.	SW-2	5/9/2007	Iron, TOT	1.36	Energy Lab	C07050518-002B	5/10/2007	E200.7	
BRS Inc.	SW-2	5/9/2007	Manganese, TOT	0.05	Energy Lab	C07050518-002B	5/10/2007	E200.7	
BRS Inc.	SW-2	5/9/2007	Aluminum, DIS	1.7	Energy Lab	C07050518-002C	5/10/2007	E200.8	
BRS Inc.	SW-2	5/9/2007	Arsenic, DIS	0.003	Energy Lab	C07050518-002C	5/10/2007	E200.8	

BRS Inc.	SW-2	5/9/2007	Barium, DIS	-0.1	Energy Lab	C07050518-002C	5/10/2007	E200.8	
BRS Inc.	SW-2	5/9/2007	Boron, DIS	-0.1	Energy Lab	C07050518-002C	5/10/2007	E200.7	
BRS Inc.	SW-2	5/9/2007	Cadmium, DIS	-0.005	Energy Lab	C07050518-002C	5/10/2007	E200.8	
BRS Inc.	SW-2	5/9/2007	Calcium, DIS	19	Energy Lab	C07050518-002C	5/10/2007	E200.7	
BRS Inc.	SW-2	5/9/2007	Chromium, DIS	-0.05	Energy Lab	C07050518-002C	5/10/2007	E200.8	
BRS Inc.	SW-2	5/9/2007	Copper, DIS	-0.01	Energy Lab	C07050518-002C	5/10/2007	E200.8	
BRS Inc.	SW-2	5/9/2007	Iron, DIS	0.38	Energy Lab	C07050518-002C	5/10/2007	E200.7	
BRS Inc.	SW-2	5/9/2007	Lead, DIS	-0.001	Energy Lab	C07050518-002C	5/10/2007	E200.8	
BRS Inc.	SW-2	5/9/2007	Magnesium, DIS	5	Energy Lab	C07050518-002C	5/10/2007	E200.7	
BRS Inc.	SW-2	5/9/2007	Manganese, DIS	-0.01	Energy Lab	C07050518-002C	5/10/2007	E200.8	
BRS Inc.	SW-2	5/9/2007	Mercury, DIS	-0.001	Energy Lab	C07050518-002C	5/10/2007	E200.8	
BRS Inc.	SW-2	5/9/2007	Molybdenum, DIS	-0.1	Energy Lab	C07050518-002C	5/10/2007	E200.8	
BRS Inc.	SW-2	5/9/2007	Nickel, DIS	-0.05	Energy Lab	C07050518-002C	5/10/2007	E200.8	
BRS Inc.	SW-2	5/9/2007	Potassium, DIS	4	Energy Lab	C07050518-002C	5/10/2007	E200.7	
BRS Inc.	SW-2	5/9/2007	Selenium, DIS	-0.002	Energy Lab	C07050518-002C	5/10/2007	E200.8	
BRS Inc.	SW-2	5/9/2007	Silica, DIS	13.6	Energy Lab	C07050518-002C	5/10/2007	E200.7	
BRS Inc.	SW-2	5/9/2007	Sodium, DIS	61	Energy Lab	C07050518-002C	5/10/2007	E200.7	
BRS Inc.	SW-2	5/9/2007	Uranium, DIS	0.0044	Energy Lab	C07050518-002C	5/10/2007	E200.8	
BRS Inc.	SW-2	5/9/2007	Vanadium, DIS	-0.1	Energy Lab	C07050518-002C	5/10/2007	E200.8	
BRS Inc.	SW-2	5/9/2007	Zinc, DIS	-0.01	Energy Lab	C07050518-002C	5/10/2007	E200.8	
BRS Inc.	SW-2	5/9/2007	Nitrogen, Ammonia as N, DIS	0.05	Energy Lab	C07050518-002D	5/10/2007	A4500-NH3 G	
BRS Inc.	SW-2	5/9/2007	Nitrogen, Nitrate+Nitrite as N, DIS	-0.1	Energy Lab	C07050518-002D	5/10/2007	E353.2	
BRS Inc.	SW-2	5/9/2007	Gross Alpha, DIS	19.5	Energy Lab	C07050518-002E	5/10/2007	E900.0	
BRS Inc.	SW-2	5/9/2007	Gross Beta, DIS	14.4	Energy Lab	C07050518-002E	5/10/2007	E900.0	
BRS Inc.	SW-2	5/9/2007	Radium 226, DIS	5.2	Energy Lab	C07050518-002E	5/10/2007	E903.0	
BRS Inc.	SW-2	5/9/2007	Radium 228, DIS	-1	Energy Lab	C07050518-002E	5/10/2007	RA-05	
BRS Inc.	SW-3	5/9/2007	A/C Balance (± 5), DIS	21.1	Energy Lab	C07050518-003A	5/10/2007	Calculation	
BRS Inc.	SW-3	5/9/2007	Anions, DIS	0.545	Energy Lab	C07050518-003A	5/10/2007	Calculation	
BRS Inc.	SW-3	5/9/2007	Bicarbonate as HCO3, DIS	20	Energy Lab	C07050518-003A	5/10/2007	A2320 B	
BRS Inc.	SW-3	5/9/2007	Carbonate as CO3, DIS	-1	Energy Lab	C07050518-003A	5/10/2007	A2320 B	
BRS Inc.	SW-3	5/9/2007	Cations, DIS	0.837	Energy Lab	C07050518-003A	5/10/2007	Calculation	
BRS Inc.	SW-3	5/9/2007	Chloride, DIS	-1	Energy Lab	C07050518-003A	5/10/2007	A4500-Cl B	
BRS Inc.	SW-3	5/9/2007	Conductivity, DIS	41.3	Energy Lab	C07050518-003A	5/10/2007	A2510 B	
BRS Inc.	SW-3	5/9/2007	Fluoride, DIS	-0.1	Energy Lab	C07050518-003A	5/10/2007	A4500-F C	
BRS Inc.	SW-3	5/9/2007	pH, DIS	7.44	Energy Lab	C07050518-003A	5/10/2007	A4500-H B	
BRS Inc.	SW-3	5/9/2007	Solids, Total Dissolved Calculated, DIS	38	Energy Lab	C07050518-003A	5/10/2007	Calculation	
BRS Inc.	SW-3	5/9/2007	Solids, Total Dissolved TDS @ 180 C, DIS	102	Energy Lab	C07050518-003A	5/10/2007	A2540 C	
BRS Inc.	SW-3	5/9/2007	Sulfate, DIS	9	Energy Lab	C07050518-003A	5/10/2007	A4500-SO4 E	
BRS Inc.	SW-3	5/9/2007	TDS Balance (0.80 - 1.20), DIS	2.68	Energy Lab	C07050518-003A	5/10/2007	Calculation	
BRS Inc.	SW-3	5/9/2007	Iron, TOT	1.18	Energy Lab	C07050518-003B	5/10/2007	E200.7	
BRS Inc.	SW-3	5/9/2007	Manganese, TOT	0.03	Energy Lab	C07050518-003B	5/10/2007	E200.7	
BRS Inc.	SW-3	5/9/2007	Aluminum, DIS	2.7	Energy Lab	C07050518-003C	5/10/2007	E200.8	
BRS Inc.	SW-3	5/9/2007	Arsenic, DIS	0.001	Energy Lab	C07050518-003C	5/10/2007	E200.8	
BRS Inc.	SW-3	5/9/2007	Barium, DIS	-0.1	Energy Lab	C07050518-003C	5/10/2007	E200.8	
BRS Inc.	SW-3	5/9/2007	Boron, DIS	-0.1	Energy Lab	C07050518-003C	5/10/2007	E200.7	
BRS Inc.	SW-3	5/9/2007	Cadmium, DIS	-0.005	Energy Lab	C07050518-003C	5/10/2007	E200.8	
BRS Inc.	SW-3	5/9/2007	Calcium, DIS	3	Energy Lab	C07050518-003C	5/10/2007	E200.7	
BRS Inc.	SW-3	5/9/2007	Chromium, DIS	-0.05	Energy Lab	C07050518-003C	5/10/2007	E200.8	
BRS Inc.	SW-3	5/9/2007	Copper, DIS	-0.01	Energy Lab	C07050518-003C	5/10/2007	E200.8	
BRS Inc.	SW-3	5/9/2007	Iron, DIS	0.6	Energy Lab	C07050518-003C	5/10/2007	E200.7	
BRS Inc.	SW-3	5/9/2007	Lead, DIS	0.001	Energy Lab	C07050518-003C	5/10/2007	E200.8	
BRS Inc.	SW-3	5/9/2007	Magnesium, DIS	-1	Energy Lab	C07050518-003C	5/10/2007	E200.7	
BRS Inc.	SW-3	5/9/2007	Manganese, DIS	-0.01	Energy Lab	C07050518-003C	5/10/2007	E200.8	
BRS Inc.	SW-3	5/9/2007	Mercury, DIS	-0.001	Energy Lab	C07050518-003C	5/10/2007	E200.8	
BRS Inc.	SW-3	5/9/2007	Molybdenum, DIS	-0.1	Energy Lab	C07050518-003C	5/10/2007	E200.8	
BRS Inc.	SW-3	5/9/2007	Nickel, DIS	-0.05	Energy Lab	C07050518-003C	5/10/2007	E200.8	
BRS Inc.	SW-3	5/9/2007	Potassium, DIS	1	Energy Lab	C07050518-003C	5/10/2007	E200.7	
BRS Inc.	SW-3	5/9/2007	Selenium, DIS	-0.002	Energy Lab	C07050518-003C	5/10/2007	E200.8	
BRS Inc.	SW-3	5/9/2007	Silica, DIS	6.8	Energy Lab	C07050518-003C	5/10/2007	E200.7	
BRS Inc.	SW-3	5/9/2007	Sodium, DIS	6	Energy Lab	C07050518-003C	5/10/2007	E200.7	
BRS Inc.	SW-3	5/9/2007	Uranium, DIS	-0.0003	Energy Lab	C07050518-003C	5/10/2007	E200.8	
BRS Inc.	SW-3	5/9/2007	Vanadium, DIS	-0.1	Energy Lab	C07050518-003C	5/10/2007	E200.8	

BRS Inc.	SW-3	5/9/2007	Zinc, DIS	0.01	Energy Lab	C07050518-003C	5/10/2007	E200.8	
BRS Inc.	SW-3	5/9/2007	Nitrogen, Ammonia as N, DIS	0.09	Energy Lab	C07050518-003D	5/10/2007	A4500-NH3 G	
BRS Inc.	SW-3	5/9/2007	Nitrogen, Nitrate+Nitrite as N, DIS	0.3	Energy Lab	C07050518-003D	5/10/2007	E353.2	
BRS Inc.	SW-3	5/9/2007	Gross Alpha, DIS	5.6	Energy Lab	C07050518-003E	5/10/2007	E900.0	
BRS Inc.	SW-3	5/9/2007	Gross Beta, DIS	5.7	Energy Lab	C07050518-003E	5/10/2007	E900.0	
BRS Inc.	SW-3	5/9/2007	Radium 226, DIS	-0.2	Energy Lab	C07050518-003E	5/10/2007	E903.0	
BRS Inc.	SW-3	5/9/2007	Radium 228, DIS	-1	Energy Lab	C07050518-003E	5/10/2007	RA-05	
BRS Inc.	SW-4	5/9/2007	A/C Balance (± 5), DIS	4.37	Energy Lab	C07050518-004A	5/10/2007	Calculation	
BRS Inc.	SW-4	5/9/2007	Anions, DIS	3.25	Energy Lab	C07050518-004A	5/10/2007	Calculation	
BRS Inc.	SW-4	5/9/2007	Bicarbonate as HCO3, DIS	124	Energy Lab	C07050518-004A	5/10/2007	A2320 B	
BRS Inc.	SW-4	5/9/2007	Carbonate as CO3, DIS	2	Energy Lab	C07050518-004A	5/10/2007	A2320 B	
BRS Inc.	SW-4	5/9/2007	Cations, DIS	3.55	Energy Lab	C07050518-004A	5/10/2007	Calculation	
BRS Inc.	SW-4	5/9/2007	Chloride, DIS	3	Energy Lab	C07050518-004A	5/10/2007	A4500-Cl B	
BRS Inc.	SW-4	5/9/2007	Conductivity, DIS	278	Energy Lab	C07050518-004A	5/10/2007	A2510 B	
BRS Inc.	SW-4	5/9/2007	Fluoride, DIS	0.2	Energy Lab	C07050518-004A	5/10/2007	A4500-F C	
BRS Inc.	SW-4	5/9/2007	pH, DIS	8.42	Energy Lab	C07050518-004A	5/10/2007	A4500-H B	
BRS Inc.	SW-4	5/9/2007	Solids, Total Dissolved Calculated, DIS	207	Energy Lab	C07050518-004A	5/10/2007	Calculation	
BRS Inc.	SW-4	5/9/2007	Solids, Total Dissolved TDS @ 180 C, DIS	238	Energy Lab	C07050518-004A	5/10/2007	A2540 C	
BRS Inc.	SW-4	5/9/2007	Sulfate, DIS	52	Energy Lab	C07050518-004A	5/10/2007	A4500-SO4 E	
BRS Inc.	SW-4	5/9/2007	TDS Balance (0.80 - 1.20), DIS	1.15	Energy Lab	C07050518-004A	5/10/2007	Calculation	
BRS Inc.	SW-4	5/9/2007	Iron, TOT	2.46	Energy Lab	C07050518-004B	5/10/2007	E200.7	
BRS Inc.	SW-4	5/9/2007	Manganese, TOT	0.06	Energy Lab	C07050518-004B	5/10/2007	E200.7	
BRS Inc.	SW-4	5/9/2007	Aluminum, DIS	0.6	Energy Lab	C07050518-004C	5/10/2007	E200.8	
BRS Inc.	SW-4	5/9/2007	Arsenic, DIS	0.004	Energy Lab	C07050518-004C	5/10/2007	E200.8	
BRS Inc.	SW-4	5/9/2007	Barium, DIS	-0.1	Energy Lab	C07050518-004C	5/10/2007	E200.8	
BRS Inc.	SW-4	5/9/2007	Boron, DIS	-0.1	Energy Lab	C07050518-004C	5/10/2007	E200.7	
BRS Inc.	SW-4	5/9/2007	Cadmium, DIS	-0.005	Energy Lab	C07050518-004C	5/10/2007	E200.8	
BRS Inc.	SW-4	5/9/2007	Calcium, DIS	22	Energy Lab	C07050518-004C	5/10/2007	E200.7	
BRS Inc.	SW-4	5/9/2007	Chromium, DIS	-0.05	Energy Lab	C07050518-004C	5/10/2007	E200.8	
BRS Inc.	SW-4	5/9/2007	Copper, DIS	-0.01	Energy Lab	C07050518-004C	5/10/2007	E200.8	
BRS Inc.	SW-4	5/9/2007	Iron, DIS	3.02	Energy Lab	C07050518-004C	5/10/2007	E200.7	
BRS Inc.	SW-4	5/9/2007	Lead, DIS	0.002	Energy Lab	C07050518-004C	5/10/2007	E200.8	
BRS Inc.	SW-4	5/9/2007	Magnesium, DIS	6	Energy Lab	C07050518-004C	5/10/2007	E200.7	
BRS Inc.	SW-4	5/9/2007	Manganese, DIS	0.01	Energy Lab	C07050518-004C	5/10/2007	E200.8	
BRS Inc.	SW-4	5/9/2007	Mercury, DIS	-0.001	Energy Lab	C07050518-004C	5/10/2007	E200.8	
BRS Inc.	SW-4	5/9/2007	Molybdenum, DIS	-0.1	Energy Lab	C07050518-004C	5/10/2007	E200.8	
BRS Inc.	SW-4	5/9/2007	Nickel, DIS	-0.05	Energy Lab	C07050518-004C	5/10/2007	E200.8	
BRS Inc.	SW-4	5/9/2007	Potassium, DIS	3	Energy Lab	C07050518-004C	5/10/2007	E200.7	
BRS Inc.	SW-4	5/9/2007	Selenium, DIS	-0.002	Energy Lab	C07050518-004C	5/10/2007	E200.8	
BRS Inc.	SW-4	5/9/2007	Silica, DIS	19.9	Energy Lab	C07050518-004C	5/10/2007	E200.7	
BRS Inc.	SW-4	5/9/2007	Sodium, DIS	38	Energy Lab	C07050518-004C	5/10/2007	E200.7	
BRS Inc.	SW-4	5/9/2007	Uranium, DIS	0.0042	Energy Lab	C07050518-004C	5/10/2007	E200.8	
BRS Inc.	SW-4	5/9/2007	Vanadium, DIS	-0.1	Energy Lab	C07050518-004C	5/10/2007	E200.8	
BRS Inc.	SW-4	5/9/2007	Zinc, DIS	-0.01	Energy Lab	C07050518-004C	5/10/2007	E200.8	
BRS Inc.	SW-4	5/9/2007	Nitrogen, Ammonia as N, DIS	-0.05	Energy Lab	C07050518-004D	5/10/2007	A4500-NH3 G	
BRS Inc.	SW-4	5/9/2007	Nitrogen, Nitrate+Nitrite as N, DIS	-0.1	Energy Lab	C07050518-004D	5/10/2007	E353.2	
BRS Inc.	SW-4	5/9/2007	Gross Alpha, DIS	16.8	Energy Lab	C07050518-004E	5/10/2007	E900.0	
BRS Inc.	SW-4	5/9/2007	Gross Beta, DIS	11	Energy Lab	C07050518-004E	5/10/2007	E900.0	
BRS Inc.	SW-4	5/9/2007	Radium 226, DIS	2.2	Energy Lab	C07050518-004E	5/10/2007	E903.0	
BRS Inc.	SW-4	5/9/2007	Radium 228, DIS	-1	Energy Lab	C07050518-004E	5/10/2007	RA-05	
BRS Inc.	SW-5	5/9/2007	A/C Balance (± 5), DIS	42.9	Energy Lab	C07050518-005A	5/10/2007	Calculation	
BRS Inc.	SW-5	5/9/2007	Anions, DIS	0.186	Energy Lab	C07050518-005A	5/10/2007	Calculation	
BRS Inc.	SW-5	5/9/2007	Bicarbonate as HCO3, DIS	7	Energy Lab	C07050518-005A	5/10/2007	A2320 B	
BRS Inc.	SW-5	5/9/2007	Carbonate as CO3, DIS	-1	Energy Lab	C07050518-005A	5/10/2007	A2320 B	
BRS Inc.	SW-5	5/9/2007	Cations, DIS	0.074	Energy Lab	C07050518-005A	5/10/2007	Calculation	
BRS Inc.	SW-5	5/9/2007	Chloride, DIS	-1	Energy Lab	C07050518-005A	5/10/2007	A4500-Cl B	
BRS Inc.	SW-5	5/9/2007	Conductivity, DIS	5	Energy Lab	C07050518-005A	5/10/2007	A2510 B	
BRS Inc.	SW-5	5/9/2007	Fluoride, DIS	-0.1	Energy Lab	C07050518-005A	5/10/2007	A4500-F C	
BRS Inc.	SW-5	5/9/2007	pH, DIS	6.48	Energy Lab	C07050518-005A	5/10/2007	A4500-H B	
BRS Inc.	SW-5	5/9/2007	Solids, Total Dissolved Calculated, DIS	-250	Energy Lab	C07050518-005A	5/10/2007	Calculation	
BRS Inc.	SW-5	5/9/2007	Solids, Total Dissolved TDS @ 180 C, DIS	14	Energy Lab	C07050518-005A	5/10/2007	A2540 C	
BRS Inc.	SW-5	5/9/2007	Sulfate, DIS	3	Energy Lab	C07050518-005A	5/10/2007	A4500-SO4 E	

BRS Inc.	SW-5	5/9/2007	TDS Balance (0.80 - 1.20), DIS	-250	Energy Lab	C07050518-005A	5/10/2007	Calculation	
BRS Inc.	SW-5	5/9/2007	Iron, TOT	0.28	Energy Lab	C07050518-005B	5/10/2007	E200.7	
BRS Inc.	SW-5	5/9/2007	Manganese, TOT	0.02	Energy Lab	C07050518-005B	5/10/2007	E200.7	
BRS Inc.	SW-5	5/9/2007	Aluminum, DIS	0.1	Energy Lab	C07050518-005C	5/10/2007	E200.8	
BRS Inc.	SW-5	5/9/2007	Arsenic, DIS	-0.001	Energy Lab	C07050518-005C	5/10/2007	E200.8	
BRS Inc.	SW-5	5/9/2007	Barium, DIS	-0.1	Energy Lab	C07050518-005C	5/10/2007	E200.8	
BRS Inc.	SW-5	5/9/2007	Boron, DIS	-0.1	Energy Lab	C07050518-005C	5/10/2007	E200.7	
BRS Inc.	SW-5	5/9/2007	Cadmium, DIS	-0.005	Energy Lab	C07050518-005C	5/10/2007	E200.8	
BRS Inc.	SW-5	5/9/2007	Calcium, DIS	-1	Energy Lab	C07050518-005C	5/10/2007	E200.7	
BRS Inc.	SW-5	5/9/2007	Chromium, DIS	-0.05	Energy Lab	C07050518-005C	5/10/2007	E200.8	
BRS Inc.	SW-5	5/9/2007	Copper, DIS	-0.01	Energy Lab	C07050518-005C	5/10/2007	E200.8	
BRS Inc.	SW-5	5/9/2007	Iron, DIS	0.06	Energy Lab	C07050518-005C	5/10/2007	E200.7	
BRS Inc.	SW-5	5/9/2007	Lead, DIS	-0.001	Energy Lab	C07050518-005C	5/10/2007	E200.8	
BRS Inc.	SW-5	5/9/2007	Magnesium, DIS	-1	Energy Lab	C07050518-005C	5/10/2007	E200.7	
BRS Inc.	SW-5	5/9/2007	Manganese, DIS	-0.01	Energy Lab	C07050518-005C	5/10/2007	E200.8	
BRS Inc.	SW-5	5/9/2007	Mercury, DIS	-0.001	Energy Lab	C07050518-005C	5/10/2007	E200.8	
BRS Inc.	SW-5	5/9/2007	Molybdenum, DIS	-0.1	Energy Lab	C07050518-005C	5/10/2007	E200.8	
BRS Inc.	SW-5	5/9/2007	Nickel, DIS	-0.05	Energy Lab	C07050518-005C	5/10/2007	E200.8	
BRS Inc.	SW-5	5/9/2007	Potassium, DIS	-1	Energy Lab	C07050518-005C	5/10/2007	E200.7	
BRS Inc.	SW-5	5/9/2007	Selenium, DIS	-0.001	Energy Lab	C07050518-005C	5/10/2007	E200.8	
BRS Inc.	SW-5	5/9/2007	Silica, DIS	0.6	Energy Lab	C07050518-005C	5/10/2007	E200.7	
BRS Inc.	SW-5	5/9/2007	Sodium, DIS	-1	Energy Lab	C07050518-005C	5/10/2007	E200.7	
BRS Inc.	SW-5	5/9/2007	Uranium, DIS	-0.0003	Energy Lab	C07050518-005C	5/10/2007	E200.8	
BRS Inc.	SW-5	5/9/2007	Vanadium, DIS	-0.1	Energy Lab	C07050518-005C	5/10/2007	E200.8	
BRS Inc.	SW-5	5/9/2007	Zinc, DIS	-0.01	Energy Lab	C07050518-005C	5/10/2007	E200.8	
BRS Inc.	SW-5	5/9/2007	Nitrogen, Ammonia as N, DIS	0.07	Energy Lab	C07050518-005D	5/10/2007	A4500-NH3 G	
BRS Inc.	SW-5	5/9/2007	Nitrogen, Nitrate+Nitrite as N, DIS	-0.1	Energy Lab	C07050518-005D	5/10/2007	E353.2	
BRS Inc.	SW-5	5/9/2007	Gross Alpha, DIS	1.6	Energy Lab	C07050518-005E	5/10/2007	E900.0	
BRS Inc.	SW-5	5/9/2007	Gross Beta, DIS	2.1	Energy Lab	C07050518-005E	5/10/2007	E900.0	
BRS Inc.	SW-5	5/9/2007	Radium 226, DIS	-0.2	Energy Lab	C07050518-005E	5/10/2007	E903.0	
BRS Inc.	SW-5	5/9/2007	Radium 228, DIS	-1	Energy Lab	C07050518-005E	5/10/2007	RA-05	
BRS Inc.	SW-6	5/14/2007	A/C Balance (± 5), DIS	4.03	Energy Lab	C07050723-001A	5/15/2007	Calculation	
BRS Inc.	SW-6	5/14/2007	Anions, DIS	0.895	Energy Lab	C07050723-001A	5/15/2007	Calculation	
BRS Inc.	SW-6	5/14/2007	Bicarbonate as HCO3, DIS	24	Energy Lab	C07050723-001A	5/15/2007	A2320 B	
BRS Inc.	SW-6	5/14/2007	Carbonate as CO3, DIS	-1	Energy Lab	C07050723-001A	5/15/2007	A2320 B	
BRS Inc.	SW-6	5/14/2007	Cations, DIS	0.825	Energy Lab	C07050723-001A	5/15/2007	Calculation	
BRS Inc.	SW-6	5/14/2007	Chloride, DIS	1	Energy Lab	C07050723-001A	5/15/2007	A4500-Cl B	
BRS Inc.	SW-6	5/14/2007	Conductivity, DIS	50	Energy Lab	C07050723-001A	5/15/2007	A2510 B	
BRS Inc.	SW-6	5/14/2007	Fluoride, DIS	0.1	Energy Lab	C07050723-001A	5/15/2007	A4500-F C	
BRS Inc.	SW-6	5/14/2007	pH, DIS	7.63	Energy Lab	C07050723-001A	5/15/2007	A4500-H B	
BRS Inc.	SW-6	5/14/2007	Solids, Total Dissolved Calculated, DIS	58	Energy Lab	C07050723-001A	5/15/2007	Calculation	
BRS Inc.	SW-6	5/14/2007	Solids, Total Dissolved TDS @ 180 C, DIS	146	Energy Lab	C07050723-001A	5/15/2007	A2540 C	
BRS Inc.	SW-6	5/14/2007	Sulfate, DIS	19	Energy Lab	C07050723-001A	5/15/2007	A4500-SO4 E	
BRS Inc.	SW-6	5/14/2007	TDS Balance (0.80 - 1.20), DIS	3.1	Energy Lab	C07050723-001A	5/15/2007	Calculation	
BRS Inc.	SW-6	5/14/2007	Iron, TOT	7.05	Energy Lab	C07050723-001B	5/15/2007	E200.7	
BRS Inc.	SW-6	5/14/2007	Manganese, TOT	0.59	Energy Lab	C07050723-001B	5/15/2007	E200.7	
BRS Inc.	SW-6	5/14/2007	Aluminum, DIS	0.7	Energy Lab	C07050723-001C	5/15/2007	E200.8	
BRS Inc.	SW-6	5/14/2007	Arsenic, DIS	0.005	Energy Lab	C07050723-001C	5/15/2007	E200.8	
BRS Inc.	SW-6	5/14/2007	Barium, DIS	-0.1	Energy Lab	C07050723-001C	5/15/2007	E200.8	
BRS Inc.	SW-6	5/14/2007	Boron, DIS	-0.1	Energy Lab	C07050723-001C	5/15/2007	E200.7	
BRS Inc.	SW-6	5/14/2007	Cadmium, DIS	-0.005	Energy Lab	C07050723-001C	5/15/2007	E200.8	
BRS Inc.	SW-6	5/14/2007	Calcium, DIS	-1	Energy Lab	C07050723-001C	5/15/2007	E200.7	
BRS Inc.	SW-6	5/14/2007	Chromium, DIS	-0.05	Energy Lab	C07050723-001C	5/15/2007	E200.8	
BRS Inc.	SW-6	5/14/2007	Copper, DIS	-0.01	Energy Lab	C07050723-001C	5/15/2007	E200.8	
BRS Inc.	SW-6	5/14/2007	Iron, DIS	0.83	Energy Lab	C07050723-001C	5/15/2007	E200.7	
BRS Inc.	SW-6	5/14/2007	Lead, DIS	-0.001	Energy Lab	C07050723-001C	5/15/2007	E200.8	
BRS Inc.	SW-6	5/14/2007	Magnesium, DIS	-1	Energy Lab	C07050723-001C	5/15/2007	E200.7	
BRS Inc.	SW-6	5/14/2007	Manganese, DIS	-0.01	Energy Lab	C07050723-001C	5/15/2007	E200.8	
BRS Inc.	SW-6	5/14/2007	Mercury, DIS	-0.001	Energy Lab	C07050723-001C	5/15/2007	E200.8	
BRS Inc.	SW-6	5/14/2007	Molybdenum, DIS	-0.1	Energy Lab	C07050723-001C	5/15/2007	E200.8	
BRS Inc.	SW-6	5/14/2007	Nickel, DIS	-0.05	Energy Lab	C07050723-001C	5/15/2007	E200.8	
BRS Inc.	SW-6	5/14/2007	Potassium, DIS	4	Energy Lab	C07050723-001C	5/15/2007	E200.7	

BRS Inc.	SW-6	5/14/2007	Selenium, DIS	-0.001	Energy Lab	C07050723-001C	5/15/2007	E200.8	
BRS Inc.	SW-6	5/14/2007	Silica, DIS	9.9	Energy Lab	C07050723-001C	5/15/2007	E200.7	
BRS Inc.	SW-6	5/14/2007	Sodium, DIS	6	Energy Lab	C07050723-001C	5/15/2007	E200.7	
BRS Inc.	SW-6	5/14/2007	Uranium, DIS	0.0003	Energy Lab	C07050723-001C	5/15/2007	E200.8	
BRS Inc.	SW-6	5/14/2007	Vanadium, DIS	-0.1	Energy Lab	C07050723-001C	5/15/2007	E200.8	
BRS Inc.	SW-6	5/14/2007	Zinc, DIS	-0.01	Energy Lab	C07050723-001C	5/15/2007	E200.8	
BRS Inc.	SW-6	5/14/2007	Nitrogen, Ammonia as N, DIS	-0.05	Energy Lab	C07050723-001D	5/15/2007	A4500-NH3 G	
BRS Inc.	SW-6	5/14/2007	Nitrogen, Nitrate+Nitrite as N, DIS	0.9	Energy Lab	C07050723-001D	5/15/2007	E353.2	
BRS Inc.	SW-6	5/14/2007	Gross Alpha, DIS	3.8	Energy Lab	C07050723-001E	5/15/2007	E900.0	
BRS Inc.	SW-6	5/14/2007	Gross Beta, DIS	4.2	Energy Lab	C07050723-001E	5/15/2007	E900.0	
BRS Inc.	SW-6	5/14/2007	Radium 226, DIS	-0.2	Energy Lab	C07050723-001E	5/15/2007	E903.0	
BRS Inc.	SW-6	5/14/2007	Radium 228, DIS	-1	Energy Lab	C07050723-001E	5/15/2007	RA-05	
BRS Inc.	SW-7	5/14/2007	A/C Balance (± 5), DIS	13.2	Energy Lab	C07050723-002A	5/15/2007	Calculation	
BRS Inc.	SW-7	5/14/2007	Anions, DIS	0.306	Energy Lab	C07050723-002A	5/15/2007	Calculation	
BRS Inc.	SW-7	5/14/2007	Bicarbonate as HCO3, DIS	11	Energy Lab	C07050723-002A	5/15/2007	A2320 B	
BRS Inc.	SW-7	5/14/2007	Carbonate as CO3, DIS	-1	Energy Lab	C07050723-002A	5/15/2007	A2320 B	
BRS Inc.	SW-7	5/14/2007	Cations, DIS	0.234	Energy Lab	C07050723-002A	5/15/2007	Calculation	
BRS Inc.	SW-7	5/14/2007	Chloride, DIS	-1	Energy Lab	C07050723-002A	5/15/2007	A4500-Cl B	
BRS Inc.	SW-7	5/14/2007	Conductivity, DIS	22.6	Energy Lab	C07050723-002A	5/15/2007	A2510 B	
BRS Inc.	SW-7	5/14/2007	Fluoride, DIS	-0.1	Energy Lab	C07050723-002A	5/15/2007	A4500-F C	
BRS Inc.	SW-7	5/14/2007	pH, DIS	6.65	Energy Lab	C07050723-002A	5/15/2007	A4500-H B	
BRS Inc.	SW-7	5/14/2007	Solids, Total Dissolved Calculated, DIS	17	Energy Lab	C07050723-002A	5/15/2007	Calculation	
BRS Inc.	SW-7	5/14/2007	Solids, Total Dissolved TDS @ 180 C, DIS	32	Energy Lab	C07050723-002A	5/15/2007	A2540 C	
BRS Inc.	SW-7	5/14/2007	Sulfate, DIS	6	Energy Lab	C07050723-002A	5/15/2007	A4500-SO4 E	
BRS Inc.	SW-7	5/14/2007	TDS Balance (0.80 - 1.20), DIS	1.88	Energy Lab	C07050723-002A	5/15/2007	Calculation	
BRS Inc.	SW-7	5/14/2007	Iron, TOT	1.1	Energy Lab	C07050723-002B	5/15/2007	E200.7	
BRS Inc.	SW-7	5/14/2007	Manganese, TOT	0.07	Energy Lab	C07050723-002B	5/15/2007	E200.7	
BRS Inc.	SW-7	5/14/2007	Aluminum, DIS	-0.1	Energy Lab	C07050723-002C	5/15/2007	E200.8	
BRS Inc.	SW-7	5/14/2007	Arsenic, DIS	-0.001	Energy Lab	C07050723-002C	5/15/2007	E200.8	
BRS Inc.	SW-7	5/14/2007	Barium, DIS	-0.1	Energy Lab	C07050723-002C	5/15/2007	E200.8	
BRS Inc.	SW-7	5/14/2007	Boron, DIS	-0.1	Energy Lab	C07050723-002C	5/15/2007	E200.7	
BRS Inc.	SW-7	5/14/2007	Cadmium, DIS	-0.005	Energy Lab	C07050723-002C	5/15/2007	E200.8	
BRS Inc.	SW-7	5/14/2007	Calcium, DIS	2	Energy Lab	C07050723-002C	5/15/2007	E200.7	
BRS Inc.	SW-7	5/14/2007	Chromium, DIS	-0.05	Energy Lab	C07050723-002C	5/15/2007	E200.8	
BRS Inc.	SW-7	5/14/2007	Copper, DIS	-0.01	Energy Lab	C07050723-002C	5/15/2007	E200.8	
BRS Inc.	SW-7	5/14/2007	Iron, DIS	-0.03	Energy Lab	C07050723-002C	5/15/2007	E200.7	
BRS Inc.	SW-7	5/14/2007	Lead, DIS	-0.001	Energy Lab	C07050723-002C	5/15/2007	E200.8	
BRS Inc.	SW-7	5/14/2007	Magnesium, DIS	-1	Energy Lab	C07050723-002C	5/15/2007	E200.7	
BRS Inc.	SW-7	5/14/2007	Manganese, DIS	-0.01	Energy Lab	C07050723-002C	5/15/2007	E200.8	
BRS Inc.	SW-7	5/14/2007	Mercury, DIS	-0.001	Energy Lab	C07050723-002C	5/15/2007	E200.8	
BRS Inc.	SW-7	5/14/2007	Molybdenum, DIS	-0.1	Energy Lab	C07050723-002C	5/15/2007	E200.8	
BRS Inc.	SW-7	5/14/2007	Nickel, DIS	-0.05	Energy Lab	C07050723-002C	5/15/2007	E200.8	
BRS Inc.	SW-7	5/14/2007	Potassium, DIS	2	Energy Lab	C07050723-002C	5/15/2007	E200.7	
BRS Inc.	SW-7	5/14/2007	Selenium, DIS	0.001	Energy Lab	C07050723-002C	5/15/2007	E200.8	
BRS Inc.	SW-7	5/14/2007	Silica, DIS	0.9	Energy Lab	C07050723-002C	5/15/2007	E200.7	
BRS Inc.	SW-7	5/14/2007	Sodium, DIS	-1	Energy Lab	C07050723-002C	5/15/2007	E200.7	
BRS Inc.	SW-7	5/14/2007	Uranium, DIS	-0.0003	Energy Lab	C07050723-002C	5/15/2007	E200.8	
BRS Inc.	SW-7	5/14/2007	Vanadium, DIS	-0.1	Energy Lab	C07050723-002C	5/15/2007	E200.8	
BRS Inc.	SW-7	5/14/2007	Zinc, DIS	-0.01	Energy Lab	C07050723-002C	5/15/2007	E200.8	
BRS Inc.	SW-7	5/14/2007	Nitrogen, Ammonia as N, DIS	-0.05	Energy Lab	C07050723-002D	5/15/2007	A4500-NH3 G	
BRS Inc.	SW-7	5/14/2007	Nitrogen, Nitrate+Nitrite as N, DIS	0.1	Energy Lab	C07050723-002D	5/15/2007	E353.2	
BRS Inc.	SW-7	5/14/2007	Gross Alpha, DIS	1.2	Energy Lab	C07050723-002E	5/15/2007	E900.0	
BRS Inc.	SW-7	5/14/2007	Gross Beta, DIS	2.3	Energy Lab	C07050723-002E	5/15/2007	E900.0	
BRS Inc.	SW-7	5/14/2007	Radium 226, DIS	-0.2	Energy Lab	C07050723-002E	5/15/2007	E903.0	
BRS Inc.	SW-7	5/14/2007	Radium 228, DIS	-1	Energy Lab	C07050723-002E	5/15/2007	RA-05	

ANTELOPE GROUND WATER QUALITY LAB RESULTS

Antelope Ground Water Quality Lab Results

Client Name	Station Name	Sample Date	Parameter Name	Parameter Value	Lab Name	Lab Sample ID	Analysis Date	Analytical Method	Comments
Uranium One Inc.	M-1	4/3/2008	A/C Balance (± 5), DIS	2.17	Energy Lab	C08040246-001A	4/4/2008	Calculation	
Uranium One Inc.	M-1	4/3/2008	Anions, DIS	2.86	Energy Lab	C08040246-001A	4/4/2008	Calculation	
Uranium One Inc.	M-1	4/3/2008	Bicarbonate as HCO3, DIS	127	Energy Lab	C08040246-001A	4/4/2008	A2320 B	
Uranium One Inc.	M-1	4/3/2008	Carbonate as CO3, DIS	-1	Energy Lab	C08040246-001A	4/4/2008	A2320 B	
Uranium One Inc.	M-1	4/3/2008	Cations, DIS	2.99	Energy Lab	C08040246-001A	4/4/2008	Calculation	
Uranium One Inc.	M-1	4/3/2008	Chloride, DIS	2	Energy Lab	C08040246-001A	4/4/2008	A4500-Cl B	
Uranium One Inc.	M-1	4/3/2008	Conductivity, DIS	265	Energy Lab	C08040246-001A	4/4/2008	A2510 B	
Uranium One Inc.	M-1	4/3/2008	Fluoride, DIS	0.2	Energy Lab	C08040246-001A	4/4/2008	A4500-F C	
Uranium One Inc.	M-1	4/3/2008	pH, DIS	7.9	Energy Lab	C08040246-001A	4/4/2008	A4500-H B	
Uranium One Inc.	M-1	4/3/2008	Solids, Total Dissolved Calculated, DIS	171	Energy Lab	C08040246-001A	4/4/2008	Calculation	
Uranium One Inc.	M-1	4/3/2008	Solids, Total Dissolved TDS @ 180 C, DIS	172	Energy Lab	C08040246-001A	4/4/2008	A2540 C	
Uranium One Inc.	M-1	4/3/2008	Sulfate, DIS	33	Energy Lab	C08040246-001A	4/4/2008	A4500-SO4 E	
Uranium One Inc.	M-1	4/3/2008	TDS Balance (0.80 - 1.20), DIS	1.01	Energy Lab	C08040246-001A	4/4/2008	Calculation	
Uranium One Inc.	M-1	4/3/2008	Nitrogen, Ammonia as N, DIS	0.21	Energy Lab	C08040246-001B	4/4/2008	A4500-NH3 G	
Uranium One Inc.	M-1	4/3/2008	Nitrogen, Nitrate+Nitrite as N, DIS	-0.1	Energy Lab	C08040246-001B	4/4/2008	E353.2	
Uranium One Inc.	M-1	4/3/2008	Iron, TOT	0.34	Energy Lab	C08040246-001C	4/4/2008	E200.7	
Uranium One Inc.	M-1	4/3/2008	Manganese, TOT	0.02	Energy Lab	C08040246-001C	4/4/2008	E200.7	
Uranium One Inc.	M-1	4/3/2008	Aluminum, DIS	-0.1	Energy Lab	C08040246-001D	4/4/2008	E200.7	
Uranium One Inc.	M-1	4/3/2008	Arsenic, DIS	0.011	Energy Lab	C08040246-001D	4/4/2008	E200.8	
Uranium One Inc.	M-1	4/3/2008	Barium, DIS	-0.1	Energy Lab	C08040246-001D	4/4/2008	E200.7	
Uranium One Inc.	M-1	4/3/2008	Boron, DIS	-0.1	Energy Lab	C08040246-001D	4/4/2008	E200.7	
Uranium One Inc.	M-1	4/3/2008	Cadmium, DIS	-0.005	Energy Lab	C08040246-001D	4/4/2008	E200.8	
Uranium One Inc.	M-1	4/3/2008	Calcium, DIS	41	Energy Lab	C08040246-001D	4/4/2008	E200.7	
Uranium One Inc.	M-1	4/3/2008	Chromium, DIS	-0.05	Energy Lab	C08040246-001D	4/4/2008	E200.7	
Uranium One Inc.	M-1	4/3/2008	Copper, DIS	-0.01	Energy Lab	C08040246-001D	4/4/2008	E200.7	
Uranium One Inc.	M-1	4/3/2008	Iron, DIS	-0.03	Energy Lab	C08040246-001D	4/4/2008	E200.7	
Uranium One Inc.	M-1	4/3/2008	Lead, DIS	-0.001	Energy Lab	C08040246-001D	4/4/2008	E200.8	
Uranium One Inc.	M-1	4/3/2008	Magnesium, DIS	3	Energy Lab	C08040246-001D	4/4/2008	E200.7	
Uranium One Inc.	M-1	4/3/2008	Manganese, DIS	0.01	Energy Lab	C08040246-001D	4/4/2008	E200.7	
Uranium One Inc.	M-1	4/3/2008	Mercury, DIS	-0.001	Energy Lab	C08040246-001D	4/4/2008	E200.8	
Uranium One Inc.	M-1	4/3/2008	Molybdenum, DIS	-0.1	Energy Lab	C08040246-001D	4/4/2008	E200.7	
Uranium One Inc.	M-1	4/3/2008	Nickel, DIS	-0.05	Energy Lab	C08040246-001D	4/4/2008	E200.8	
Uranium One Inc.	M-1	4/3/2008	Potassium, DIS	3	Energy Lab	C08040246-001D	4/4/2008	E200.7	
Uranium One Inc.	M-1	4/3/2008	Selenium, DIS	-0.001	Energy Lab	C08040246-001D	4/4/2008	E200.8	
Uranium One Inc.	M-1	4/3/2008	Silica, DIS	11.7	Energy Lab	C08040246-001D	4/4/2008	E200.7	
Uranium One Inc.	M-1	4/3/2008	Sodium, DIS	14	Energy Lab	C08040246-001D	4/4/2008	E200.7	
Uranium One Inc.	M-1	4/3/2008	Uranium, DIS	0.235	Energy Lab	C08040246-001D	4/4/2008	E200.8	
Uranium One Inc.	M-1	4/3/2008	Vanadium, DIS	-0.1	Energy Lab	C08040246-001D	4/4/2008	E200.7	
Uranium One Inc.	M-1	4/3/2008	Zinc, DIS	-0.01	Energy Lab	C08040246-001D	4/4/2008	E200.7	
Uranium One Inc.	M-1	4/3/2008	Gross Alpha, DIS	231	Energy Lab	C08040246-001E	4/4/2008	E900.0	
Uranium One Inc.	M-1	4/3/2008	Gross Alpha MDC, DIS	1.4	Energy Lab	C08040246-001E	4/4/2008	E900.0	
Uranium One Inc.	M-1	4/3/2008	Gross Beta, DIS	51.3	Energy Lab	C08040246-001E	4/4/2008	E900.0	
Uranium One Inc.	M-1	4/3/2008	Gross Beta MDC, DIS	2.8	Energy Lab	C08040246-001E	4/4/2008	E900.0	
Uranium One Inc.	M-1	4/3/2008	Lead 210, DIS	7	Energy Lab	C08040246-001E	4/4/2008	E909.0M	
Uranium One Inc.	M-1	4/3/2008	Polonium 210, DIS	1	Energy Lab	C08040246-001E	4/4/2008	RMO-3008	
Uranium One Inc.	M-1	4/3/2008	Radium 226, DIS	1.7	Energy Lab	C08040246-001E	4/4/2008	E903.0	
Uranium One Inc.	M-1	4/3/2008	Radium 226 MDC, DIS	0.22	Energy Lab	C08040246-001E	4/4/2008	E903.0	
Uranium One Inc.	M-1	4/3/2008	Radium 228, DIS	2.9	Energy Lab	C08040246-001E	4/4/2008	RA-05	
Uranium One Inc.	M-1	4/3/2008	Radium 228 MDC, DIS	1.1	Energy Lab	C08040246-001E	4/4/2008	RA-05	
Uranium One Inc.	M-1	4/3/2008	Thorium 230, DIS	0	Energy Lab	C08040246-001E	4/4/2008	E907.0	
Uranium One Inc.	M-1	4/3/2008	Lead 210, SUS	21.6	Energy Lab	C08040246-001F	4/4/2008	E909.0M	
Uranium One Inc.	M-1	4/3/2008	Polonium 210, SUS	2.3	Energy Lab	C08040246-001F	4/4/2008	RMO-3008	
Uranium One Inc.	M-1	4/3/2008	Radium 226, SUS	0.9	Energy Lab	C08040246-001F	4/4/2008	E903.0	

Uranium One Inc.	M-1	4/3/2008	Radium 226 MDC, SUS	0.2	Energy Lab	C08040246-001F	4/4/2008	E903.0	
Uranium One Inc.	M-1	4/3/2008	Thorium 230, SUS	0.5	Energy Lab	C08040246-001F	4/4/2008	E907.0	
Uranium One Inc.	M-1	4/3/2008	Uranium, SUS	0.0021	Energy Lab	C08040246-001F	4/4/2008	E200.8	
Uranium One Inc.	MU-2	4/4/2008	A/C Balance (± 5), DIS	0.438	Energy Lab	C08040256-002A	4/4/2008	Calculation	
Uranium One Inc.	MU-2	4/4/2008	Anions, DIS	3.12	Energy Lab	C08040256-002A	4/4/2008	Calculation	
Uranium One Inc.	MU-2	4/4/2008	Bicarbonate as HCO3, DIS	130	Energy Lab	C08040256-002A	4/4/2008	A2320 B	
Uranium One Inc.	MU-2	4/4/2008	Carbonate as CO3, DIS	-1	Energy Lab	C08040256-002A	4/4/2008	A2320 B	
Uranium One Inc.	MU-2	4/4/2008	Cations, DIS	3.15	Energy Lab	C08040256-002A	4/4/2008	Calculation	
Uranium One Inc.	MU-2	4/4/2008	Chloride, DIS	2	Energy Lab	C08040256-002A	4/4/2008	A4500-Cl B	
Uranium One Inc.	MU-2	4/4/2008	Conductivity, DIS	288	Energy Lab	C08040256-002A	4/4/2008	A2510 B	
Uranium One Inc.	MU-2	4/4/2008	Fluoride, DIS	0.2	Energy Lab	C08040256-002A	4/4/2008	A4500-F C	
Uranium One Inc.	MU-2	4/4/2008	pH, DIS	8.51	Energy Lab	C08040256-002A	4/4/2008	A4500-H B	
Uranium One Inc.	MU-2	4/4/2008	Solids, Total Dissolved Calculated, DIS	195	Energy Lab	C08040256-002A	4/4/2008	Calculation	
Uranium One Inc.	MU-2	4/4/2008	Solids, Total Dissolved TDS @ 180 C, DIS	194	Energy Lab	C08040256-002A	4/4/2008	A2540 C	
Uranium One Inc.	MU-2	4/4/2008	Sulfate, DIS	42	Energy Lab	C08040256-002A	4/4/2008	A4500-SO4 E	
Uranium One Inc.	MU-2	4/4/2008	TDS Balance (0.80 - 1.20), DIS	0.99	Energy Lab	C08040256-002A	4/4/2008	Calculation	
Uranium One Inc.	MU-2	4/4/2008	Nitrogen, Ammonia as N, DIS	-0.05	Energy Lab	C08040256-002B	4/4/2008	A4500-NH3 G	
Uranium One Inc.	MU-2	4/4/2008	Nitrogen, Nitrate+Nitrite as N, DIS	-0.1	Energy Lab	C08040256-002B	4/4/2008	E353.2	
Uranium One Inc.	MU-2	4/4/2008	Iron, TOT	-0.03	Energy Lab	C08040256-002C	4/4/2008	E200.7	
Uranium One Inc.	MU-2	4/4/2008	Manganese, TOT	-0.01	Energy Lab	C08040256-002C	4/4/2008	E200.7	
Uranium One Inc.	MU-2	4/4/2008	Aluminum, DIS	-0.1	Energy Lab	C08040256-002D	4/4/2008	E200.7	
Uranium One Inc.	MU-2	4/4/2008	Arsenic, DIS	0.002	Energy Lab	C08040256-002D	4/4/2008	E200.8	
Uranium One Inc.	MU-2	4/4/2008	Barium, DIS	-0.1	Energy Lab	C08040256-002D	4/4/2008	E200.7	
Uranium One Inc.	MU-2	4/4/2008	Boron, DIS	-0.1	Energy Lab	C08040256-002D	4/4/2008	E200.7	
Uranium One Inc.	MU-2	4/4/2008	Cadmium, DIS	-0.005	Energy Lab	C08040256-002D	4/4/2008	E200.8	
Uranium One Inc.	MU-2	4/4/2008	Calcium, DIS	32	Energy Lab	C08040256-002D	4/4/2008	E200.7	
Uranium One Inc.	MU-2	4/4/2008	Chromium, DIS	-0.05	Energy Lab	C08040256-002D	4/4/2008	E200.7	
Uranium One Inc.	MU-2	4/4/2008	Copper, DIS	-0.01	Energy Lab	C08040256-002D	4/4/2008	E200.7	
Uranium One Inc.	MU-2	4/4/2008	Iron, DIS	-0.03	Energy Lab	C08040256-002D	4/4/2008	E200.7	
Uranium One Inc.	MU-2	4/4/2008	Lead, DIS	-0.001	Energy Lab	C08040256-002D	4/4/2008	E200.8	
Uranium One Inc.	MU-2	4/4/2008	Magnesium, DIS	2	Energy Lab	C08040256-002D	4/4/2008	E200.7	
Uranium One Inc.	MU-2	4/4/2008	Manganese, DIS	-0.01	Energy Lab	C08040256-002D	4/4/2008	E200.7	
Uranium One Inc.	MU-2	4/4/2008	Mercury, DIS	-0.001	Energy Lab	C08040256-002D	4/4/2008	E200.8	
Uranium One Inc.	MU-2	4/4/2008	Molybdenum, DIS	-0.1	Energy Lab	C08040256-002D	4/4/2008	E200.7	
Uranium One Inc.	MU-2	4/4/2008	Nickel, DIS	-0.05	Energy Lab	C08040256-002D	4/4/2008	E200.8	
Uranium One Inc.	MU-2	4/4/2008	Potassium, DIS	4	Energy Lab	C08040256-002D	4/4/2008	E200.7	
Uranium One Inc.	MU-2	4/4/2008	Selenium, DIS	-0.001	Energy Lab	C08040256-002D	4/4/2008	E200.8	
Uranium One Inc.	MU-2	4/4/2008	Silica, DIS	18.4	Energy Lab	C08040256-002D	4/4/2008	E200.7	
Uranium One Inc.	MU-2	4/4/2008	Sodium, DIS	28	Energy Lab	C08040256-002D	4/4/2008	E200.7	
Uranium One Inc.	MU-2	4/4/2008	Uranium, DIS	0.0014	Energy Lab	C08040256-002D	4/4/2008	E200.8	
Uranium One Inc.	MU-2	4/4/2008	Vanadium, DIS	-0.1	Energy Lab	C08040256-002D	4/4/2008	E200.7	
Uranium One Inc.	MU-2	4/4/2008	Zinc, DIS	-0.01	Energy Lab	C08040256-002D	4/4/2008	E200.7	
Uranium One Inc.	MU-2	4/4/2008	Gross Alpha, DIS	28.8	Energy Lab	C08040256-002E	4/4/2008	E900.0	
Uranium One Inc.	MU-2	4/4/2008	Gross Alpha MDC, DIS	1.4	Energy Lab	C08040256-002E	4/4/2008	E900.0	
Uranium One Inc.	MU-2	4/4/2008	Gross Beta, DIS	17.4	Energy Lab	C08040256-002E	4/4/2008	E900.0	
Uranium One Inc.	MU-2	4/4/2008	Gross Beta MDC, DIS	2.8	Energy Lab	C08040256-002E	4/4/2008	E900.0	
Uranium One Inc.	MU-2	4/4/2008	Lead 210, DIS	-10.3	Energy Lab	C08040256-002E	4/4/2008	E909.0M	Value is a negative value, not a limit
Uranium One Inc.	MU-2	4/4/2008	Polonium 210, DIS	0.9	Energy Lab	C08040256-002E	4/4/2008	RMO-3008	
Uranium One Inc.	MU-2	4/4/2008	Radium 226, DIS	5.1	Energy Lab	C08040256-002E	4/4/2008	E903.0	
Uranium One Inc.	MU-2	4/4/2008	Radium 226 MDC, DIS	0.17	Energy Lab	C08040256-002E	4/4/2008	E903.0	
Uranium One Inc.	MU-2	4/4/2008	Radium 228, DIS	5.8	Energy Lab	C08040256-002E	4/4/2008	RA-05	
Uranium One Inc.	MU-2	4/4/2008	Radium 228 MDC, DIS	1.3	Energy Lab	C08040256-002E	4/4/2008	RA-05	
Uranium One Inc.	MU-2	4/4/2008	Thorium 230, DIS	0.1	Energy Lab	C08040256-002E	4/4/2008	E907.0	
Uranium One Inc.	MU-2	4/4/2008	Lead 210, SUS	0	Energy Lab	C08040256-002F	4/4/2008	E909.0M	
Uranium One Inc.	MU-2	4/4/2008	Polonium 210, SUS	0.6	Energy Lab	C08040256-002F	4/4/2008	RMO-3008	

Uranium One Inc.	MU-2	4/4/2008	Radium 226, SUS	0.05	Energy Lab	C08040256-002F	4/4/2008	E903.0	
Uranium One Inc.	MU-2	4/4/2008	Radium 226 MDC, SUS	0.4	Energy Lab	C08040256-002F	4/4/2008	E903.0	
Uranium One Inc.	MU-2	4/4/2008	Thorium 230, SUS	0	Energy Lab	C08040256-002F	4/4/2008	E907.0	
Uranium One Inc.	MU-2	4/4/2008	Uranium, SUS	-0.0003	Energy Lab	C08040256-002F	4/4/2008	E200.8	
Energy Metals Corp.	M-4	11/21/2007	A/C Balance (± 5), DIS	5.01	Energy Lab	C07110982-001A	11/21/2007	Calculation	
Energy Metals Corp.	M-4	11/21/2007	Anions, DIS	7.88	Energy Lab	C07110982-001A	11/21/2007	Calculation	
Energy Metals Corp.	M-4	11/21/2007	Bicarbonate as HCO3, DIS	229	Energy Lab	C07110982-001A	11/21/2007	A2320 B	
Energy Metals Corp.	M-4	11/21/2007	Carbonate as CO3, DIS	-1	Energy Lab	C07110982-001A	11/21/2007	A2320 B	
Energy Metals Corp.	M-4	11/21/2007	Cations, DIS	7.13	Energy Lab	C07110982-001A	11/21/2007	Calculation	
Energy Metals Corp.	M-4	11/21/2007	Chloride, DIS	4	Energy Lab	C07110982-001A	11/21/2007	A4500-Cl B	
Energy Metals Corp.	M-4	11/21/2007	Conductivity, DIS	740	Energy Lab	C07110982-001A	11/21/2007	A2510 B	
Energy Metals Corp.	M-4	11/21/2007	Fluoride, DIS	0.2	Energy Lab	C07110982-001A	11/21/2007	A4500-F C	
Energy Metals Corp.	M-4	11/21/2007	pH, DIS	7.64	Energy Lab	C07110982-001A	11/21/2007	A4500-H B	
Energy Metals Corp.	M-4	11/21/2007	Solids, Total Dissolved Calculated, DIS	470	Energy Lab	C07110982-001A	11/21/2007	Calculation	
Energy Metals Corp.	M-4	11/21/2007	Solids, Total Dissolved TDS @ 180 C, DIS	469	Energy Lab	C07110982-001A	11/21/2007	A2540 C	
Energy Metals Corp.	M-4	11/21/2007	Sulfate, DIS	192	Energy Lab	C07110982-001A	11/21/2007	A4500-SO4 E	
Energy Metals Corp.	M-4	11/21/2007	TDS Balance (0.80 - 1.20), DIS	1	Energy Lab	C07110982-001A	11/21/2007	Calculation	
Energy Metals Corp.	M-4	11/21/2007	Nitrogen, Ammonia as N, DIS	-0.05	Energy Lab	C07110982-001B	11/21/2007	A4500-NH3 G	
Energy Metals Corp.	M-4	11/21/2007	Nitrogen, Nitrate+Nitrite as N, DIS	-0.1	Energy Lab	C07110982-001B	11/21/2007	E353.2	
Energy Metals Corp.	M-4	11/21/2007	Iron, TOT	0.89	Energy Lab	C07110982-001C	11/21/2007	E200.7	
Energy Metals Corp.	M-4	11/21/2007	Manganese, TOT	0.06	Energy Lab	C07110982-001C	11/21/2007	E200.7	
Energy Metals Corp.	M-4	11/21/2007	Aluminum, DIS	-0.1	Energy Lab	C07110982-001D	11/21/2007	E200.8	
Energy Metals Corp.	M-4	11/21/2007	Arsenic, DIS	-0.001	Energy Lab	C07110982-001D	11/21/2007	E200.8	
Energy Metals Corp.	M-4	11/21/2007	Barium, DIS	-0.1	Energy Lab	C07110982-001D	11/21/2007	E200.8	
Energy Metals Corp.	M-4	11/21/2007	Boron, DIS	-0.1	Energy Lab	C07110982-001D	11/21/2007	E200.7	
Energy Metals Corp.	M-4	11/21/2007	Cadmium, DIS	-0.005	Energy Lab	C07110982-001D	11/21/2007	E200.8	
Energy Metals Corp.	M-4	11/21/2007	Calcium, DIS	101	Energy Lab	C07110982-001D	11/21/2007	E200.7	
Energy Metals Corp.	M-4	11/21/2007	Chromium, DIS	-0.05	Energy Lab	C07110982-001D	11/21/2007	E200.8	
Energy Metals Corp.	M-4	11/21/2007	Copper, DIS	-0.01	Energy Lab	C07110982-001D	11/21/2007	E200.8	
Energy Metals Corp.	M-4	11/21/2007	Iron, DIS	-0.03	Energy Lab	C07110982-001D	11/21/2007	E200.7	
Energy Metals Corp.	M-4	11/21/2007	Lead, DIS	-0.001	Energy Lab	C07110982-001D	11/21/2007	E200.8	
Energy Metals Corp.	M-4	11/21/2007	Magnesium, DIS	11	Energy Lab	C07110982-001D	11/21/2007	E200.7	
Energy Metals Corp.	M-4	11/21/2007	Manganese, DIS	0.06	Energy Lab	C07110982-001D	11/21/2007	E200.8	
Energy Metals Corp.	M-4	11/21/2007	Mercury, DIS	-0.001	Energy Lab	C07110982-001D	11/21/2007	E200.8	
Energy Metals Corp.	M-4	11/21/2007	Molybdenum, DIS	-0.1	Energy Lab	C07110982-001D	11/21/2007	E200.8	
Energy Metals Corp.	M-4	11/21/2007	Nickel, DIS	-0.05	Energy Lab	C07110982-001D	11/21/2007	E200.8	
Energy Metals Corp.	M-4	11/21/2007	Potassium, DIS	3	Energy Lab	C07110982-001D	11/21/2007	E200.7	
Energy Metals Corp.	M-4	11/21/2007	Selenium, DIS	-0.001	Energy Lab	C07110982-001D	11/21/2007	E200.8	
Energy Metals Corp.	M-4	11/21/2007	Silica, DIS	19.7	Energy Lab	C07110982-001D	11/21/2007	E200.7	
Energy Metals Corp.	M-4	11/21/2007	Sodium, DIS	24	Energy Lab	C07110982-001D	11/21/2007	E200.7	
Energy Metals Corp.	M-4	11/21/2007	Uranium, DIS	0.0116	Energy Lab	C07110982-001D	11/21/2007	E200.8	
Energy Metals Corp.	M-4	11/21/2007	Vanadium, DIS	-0.1	Energy Lab	C07110982-001D	11/21/2007	E200.8	
Energy Metals Corp.	M-4	11/21/2007	Zinc, DIS	0.06	Energy Lab	C07110982-001D	11/21/2007	E200.8	
Energy Metals Corp.	M-4	11/21/2007	Gross Alpha, DIS	71.6	Energy Lab	C07110982-001E	11/21/2007	E900.0	
Energy Metals Corp.	M-4	11/21/2007	Gross Beta, DIS	28.2	Energy Lab	C07110982-001E	11/21/2007	E900.0	
Energy Metals Corp.	M-4	11/21/2007	Lead 210, DIS	4.1	Energy Lab	C07110982-001E	11/21/2007	E909.0M	
Energy Metals Corp.	M-4	11/21/2007	Polonium 210, DIS	1.5	Energy Lab	C07110982-001E	11/21/2007	RMO-3008	
Energy Metals Corp.	M-4	11/21/2007	Radium 226, DIS	22.8	Energy Lab	C07110982-001E	11/21/2007	E903.0	
Energy Metals Corp.	M-4	11/21/2007	Radium 228, DIS	2.9	Energy Lab	C07110982-001E	11/21/2007	RA-05	
Energy Metals Corp.	M-4	11/21/2007	Thorium 230, DIS	-0.2	Energy Lab	C07110982-001E	11/21/2007	E907.0	
Energy Metals Corp.	M-4	11/21/2007	Lead 210, SUS	2.8	Energy Lab	C07110982-001F	11/21/2007	E909.0M	
Energy Metals Corp.	M-4	11/21/2007	Polonium 210, SUS	-1	Energy Lab	C07110982-001F	11/21/2007	RMO-3008	
Energy Metals Corp.	M-4	11/21/2007	Radium 226, SUS	1.5	Energy Lab	C07110982-001F	11/21/2007	E903.0	
Energy Metals Corp.	M-4	11/21/2007	Thorium 230, SUS	0.6	Energy Lab	C07110982-001F	11/21/2007	E907.0	
Energy Metals Corp.	M-4	11/21/2007	Uranium, SUS	-0.0003	Energy Lab	C07110982-001F	11/21/2007	E200.8	

Uranium One Inc.	M-4	4/2/2008	A/C Balance (± 5), DIS	0.848	Energy Lab	C08040167-006A	4/3/2008	Calculation	
Uranium One Inc.	M-4	4/2/2008	Anions, DIS	8.08	Energy Lab	C08040167-006A	4/3/2008	Calculation	
Uranium One Inc.	M-4	4/2/2008	Bicarbonate as HCO3, DIS	237	Energy Lab	C08040167-006A	4/3/2008	A2320 B	
Uranium One Inc.	M-4	4/2/2008	Carbonate as CO3, DIS	-1	Energy Lab	C08040167-006A	4/3/2008	A2320 B	
Uranium One Inc.	M-4	4/2/2008	Cations, DIS	7.95	Energy Lab	C08040167-006A	4/3/2008	Calculation	
Uranium One Inc.	M-4	4/2/2008	Chloride, DIS	7	Energy Lab	C08040167-006A	4/3/2008	A4500-Cl B	
Uranium One Inc.	M-4	4/2/2008	Conductivity, DIS	694	Energy Lab	C08040167-006A	4/3/2008	A2510 B	
Uranium One Inc.	M-4	4/2/2008	Fluoride, DIS	0.2	Energy Lab	C08040167-006A	4/3/2008	A4500-F C	
Uranium One Inc.	M-4	4/2/2008	pH, DIS	7.68	Energy Lab	C08040167-006A	4/3/2008	A4500-H B	
Uranium One Inc.	M-4	4/2/2008	Solids, Total Dissolved Calculated, DIS	490	Energy Lab	C08040167-006A	4/3/2008	Calculation	
Uranium One Inc.	M-4	4/2/2008	Solids, Total Dissolved TDS @ 180 C, DIS	445	Energy Lab	C08040167-006A	4/3/2008	A2540 C	
Uranium One Inc.	M-4	4/2/2008	Sulfate, DIS	191	Energy Lab	C08040167-006A	4/3/2008	A4500-SO4 E	
Uranium One Inc.	M-4	4/2/2008	TDS Balance (0.80 - 1.20), DIS	0.91	Energy Lab	C08040167-006A	4/3/2008	Calculation	
Uranium One Inc.	M-4	4/2/2008	Nitrogen, Ammonia as N, DIS	-0.05	Energy Lab	C08040167-006B	4/3/2008	A4500-NH3 G	
Uranium One Inc.	M-4	4/2/2008	Nitrogen, Nitrate+Nitrite as N, DIS	0.2	Energy Lab	C08040167-006B	4/3/2008	E353.2	
Uranium One Inc.	M-4	4/2/2008	Iron, TOT	1.09	Energy Lab	C08040167-006C	4/3/2008	E200.7	
Uranium One Inc.	M-4	4/2/2008	Manganese, TOT	0.04	Energy Lab	C08040167-006C	4/3/2008	E200.7	
Uranium One Inc.	M-4	4/2/2008	Aluminum, DIS	-0.1	Energy Lab	C08040167-006D	4/3/2008	E200.7	
Uranium One Inc.	M-4	4/2/2008	Arsenic, DIS	-0.001	Energy Lab	C08040167-006D	4/3/2008	E200.8	
Uranium One Inc.	M-4	4/2/2008	Barium, DIS	-0.1	Energy Lab	C08040167-006D	4/3/2008	E200.7	
Uranium One Inc.	M-4	4/2/2008	Boron, DIS	-0.1	Energy Lab	C08040167-006D	4/3/2008	E200.7	
Uranium One Inc.	M-4	4/2/2008	Cadmium, DIS	-0.005	Energy Lab	C08040167-006D	4/3/2008	E200.8	
Uranium One Inc.	M-4	4/2/2008	Calcium, DIS	110	Energy Lab	C08040167-006D	4/3/2008	E200.7	
Uranium One Inc.	M-4	4/2/2008	Chromium, DIS	-0.05	Energy Lab	C08040167-006D	4/3/2008	E200.7	
Uranium One Inc.	M-4	4/2/2008	Copper, DIS	-0.01	Energy Lab	C08040167-006D	4/3/2008	E200.7	
Uranium One Inc.	M-4	4/2/2008	Iron, DIS	0.15	Energy Lab	C08040167-006D	4/3/2008	E200.7	
Uranium One Inc.	M-4	4/2/2008	Lead, DIS	-0.001	Energy Lab	C08040167-006D	4/3/2008	E200.8	
Uranium One Inc.	M-4	4/2/2008	Magnesium, DIS	13	Energy Lab	C08040167-006D	4/3/2008	E200.7	
Uranium One Inc.	M-4	4/2/2008	Manganese, DIS	0.05	Energy Lab	C08040167-006D	4/3/2008	E200.7	
Uranium One Inc.	M-4	4/2/2008	Mercury, DIS	-0.001	Energy Lab	C08040167-006D	4/3/2008	E200.8	
Uranium One Inc.	M-4	4/2/2008	Molybdenum, DIS	-0.1	Energy Lab	C08040167-006D	4/3/2008	E200.7	
Uranium One Inc.	M-4	4/2/2008	Nickel, DIS	-0.05	Energy Lab	C08040167-006D	4/3/2008	E200.8	
Uranium One Inc.	M-4	4/2/2008	Potassium, DIS	3	Energy Lab	C08040167-006D	4/3/2008	E200.7	
Uranium One Inc.	M-4	4/2/2008	Selenium, DIS	-0.001	Energy Lab	C08040167-006D	4/3/2008	E200.8	
Uranium One Inc.	M-4	4/2/2008	Silica, DIS	18.5	Energy Lab	C08040167-006D	4/3/2008	E200.7	
Uranium One Inc.	M-4	4/2/2008	Sodium, DIS	30	Energy Lab	C08040167-006D	4/3/2008	E200.7	
Uranium One Inc.	M-4	4/2/2008	Uranium, DIS	0.037	Energy Lab	C08040167-006D	4/3/2008	E200.8	
Uranium One Inc.	M-4	4/2/2008	Vanadium, DIS	-0.1	Energy Lab	C08040167-006D	4/3/2008	E200.7	
Uranium One Inc.	M-4	4/2/2008	Zinc, DIS	0.11	Energy Lab	C08040167-006D	4/3/2008	E200.7	
Uranium One Inc.	M-4	4/2/2008	Gross Alpha, DIS	104	Energy Lab	C08040167-006E	4/3/2008	E900.0	
Uranium One Inc.	M-4	4/2/2008	Gross Alpha MDC, DIS	2.1	Energy Lab	C08040167-006E	4/3/2008	E900.0	
Uranium One Inc.	M-4	4/2/2008	Gross Beta, DIS	38.7	Energy Lab	C08040167-006E	4/3/2008	E900.0	
Uranium One Inc.	M-4	4/2/2008	Gross Beta MDC, DIS	2.5	Energy Lab	C08040167-006E	4/3/2008	E900.0	
Uranium One Inc.	M-4	4/2/2008	Lead 210, DIS	14	Energy Lab	C08040167-006E	4/3/2008	E909.0M	
Uranium One Inc.	M-4	4/2/2008	Polonium 210, DIS	0.2	Energy Lab	C08040167-006E	4/3/2008	RMO-3008	
Uranium One Inc.	M-4	4/2/2008	Radium 226, DIS	24.3	Energy Lab	C08040167-006E	4/3/2008	E903.0	
Uranium One Inc.	M-4	4/2/2008	Radium 226 MDC, DIS	0.21	Energy Lab	C08040167-006E	4/3/2008	E903.0	
Uranium One Inc.	M-4	4/2/2008	Radium 228, DIS	6.3	Energy Lab	C08040167-006E	4/3/2008	RA-05	
Uranium One Inc.	M-4	4/2/2008	Radium 228 MDC, DIS	1.1	Energy Lab	C08040167-006E	4/3/2008	RA-05	
Uranium One Inc.	M-4	4/2/2008	Thorium 230, DIS	0.1	Energy Lab	C08040167-006E	4/3/2008	E907.0	
Uranium One Inc.	M-4	4/2/2008	Lead 210, SUS	45.4	Energy Lab	C08040167-006F	4/3/2008	E909.0M	
Uranium One Inc.	M-4	4/2/2008	Polonium 210, SUS	1.2	Energy Lab	C08040167-006F	4/3/2008	RMO-3008	
Uranium One Inc.	M-4	4/2/2008	Radium 226, SUS	0.9	Energy Lab	C08040167-006F	4/3/2008	E903.0	
Uranium One Inc.	M-4	4/2/2008	Radium 226 MDC, SUS	0.4	Energy Lab	C08040167-006F	4/3/2008	E903.0	
Uranium One Inc.	M-4	4/2/2008	Thorium 230, SUS	0.1	Energy Lab	C08040167-006F	4/3/2008	E907.0	

Uranium One Inc.	M-4	4/2/2008	Uranium, SUS	-0.0003	Energy Lab	C08040167-006F	4/3/2008	E200.8	
Uranium One Inc.	MU-4	3/7/2008	A/C Balance (± 5), DIS	0.501	Energy Lab	C08030354-001A	3/7/2008	Calculation	
Uranium One Inc.	MU-4	3/7/2008	Anions, DIS	2.16	Energy Lab	C08030354-001A	3/7/2008	Calculation	
Uranium One Inc.	MU-4	3/7/2008	Bicarbonate as HCO3, DIS	61	Energy Lab	C08030354-001A	3/7/2008	A2320 B	
Uranium One Inc.	MU-4	3/7/2008	Carbonate as CO3, DIS	19	Energy Lab	C08030354-001A	3/7/2008	A2320 B	
Uranium One Inc.	MU-4	3/7/2008	Cations, DIS	2.18	Energy Lab	C08030354-001A	3/7/2008	Calculation	
Uranium One Inc.	MU-4	3/7/2008	Chloride, DIS	2	Energy Lab	C08030354-001A	3/7/2008	A4500-Cl B	
Uranium One Inc.	MU-4	3/7/2008	Conductivity, DIS	112	Energy Lab	C08030354-001A	3/7/2008	A2510 B	
Uranium One Inc.	MU-4	3/7/2008	Fluoride, DIS	0.3	Energy Lab	C08030354-001A	3/7/2008	A4500-F C	
Uranium One Inc.	MU-4	3/7/2008	pH, DIS	9.62	Energy Lab	C08030354-001A	3/7/2008	A4500-H B	
Uranium One Inc.	MU-4	3/7/2008	Solids, Total Dissolved Calculated, DIS	152	Energy Lab	C08030354-001A	3/7/2008	Calculation	
Uranium One Inc.	MU-4	3/7/2008	Solids, Total Dissolved TDS @ 180 C, DIS	144	Energy Lab	C08030354-001A	3/7/2008	A2540 C	
Uranium One Inc.	MU-4	3/7/2008	Sulfate, DIS	23	Energy Lab	C08030354-001A	3/7/2008	A4500-SO4 E	
Uranium One Inc.	MU-4	3/7/2008	TDS Balance (0.80 - 1.20), DIS	0.95	Energy Lab	C08030354-001A	3/7/2008	Calculation	
Uranium One Inc.	MU-4	3/7/2008	Iron, TOT	-0.03	Energy Lab	C08030354-001B	3/7/2008	E200.7	
Uranium One Inc.	MU-4	3/7/2008	Manganese, TOT	-0.01	Energy Lab	C08030354-001B	3/7/2008	E200.7	
Uranium One Inc.	MU-4	3/7/2008	Aluminum, DIS	-0.1	Energy Lab	C08030354-001C	3/7/2008	E200.8	
Uranium One Inc.	MU-4	3/7/2008	Arsenic, DIS	0.019	Energy Lab	C08030354-001C	3/7/2008	E200.8	
Uranium One Inc.	MU-4	3/7/2008	Barium, DIS	-0.1	Energy Lab	C08030354-001C	3/7/2008	E200.8	
Uranium One Inc.	MU-4	3/7/2008	Boron, DIS	-0.1	Energy Lab	C08030354-001C	3/7/2008	E200.7	
Uranium One Inc.	MU-4	3/7/2008	Cadmium, DIS	-0.005	Energy Lab	C08030354-001C	3/7/2008	E200.8	
Uranium One Inc.	MU-4	3/7/2008	Calcium, DIS	19	Energy Lab	C08030354-001C	3/7/2008	E200.7	
Uranium One Inc.	MU-4	3/7/2008	Chromium, DIS	-0.05	Energy Lab	C08030354-001C	3/7/2008	E200.8	
Uranium One Inc.	MU-4	3/7/2008	Copper, DIS	-0.01	Energy Lab	C08030354-001C	3/7/2008	E200.8	
Uranium One Inc.	MU-4	3/7/2008	Iron, DIS	-0.03	Energy Lab	C08030354-001C	3/7/2008	E200.7	
Uranium One Inc.	MU-4	3/7/2008	Lead, DIS	0.004	Energy Lab	C08030354-001C	3/7/2008	E200.8	
Uranium One Inc.	MU-4	3/7/2008	Magnesium, DIS	-1	Energy Lab	C08030354-001C	3/7/2008	E200.7	
Uranium One Inc.	MU-4	3/7/2008	Manganese, DIS	-0.01	Energy Lab	C08030354-001C	3/7/2008	E200.8	
Uranium One Inc.	MU-4	3/7/2008	Mercury, DIS	-0.001	Energy Lab	C08030354-001C	3/7/2008	E200.8	
Uranium One Inc.	MU-4	3/7/2008	Molybdenum, DIS	-0.1	Energy Lab	C08030354-001C	3/7/2008	E200.8	
Uranium One Inc.	MU-4	3/7/2008	Nickel, DIS	-0.05	Energy Lab	C08030354-001C	3/7/2008	E200.8	
Uranium One Inc.	MU-4	3/7/2008	Potassium, DIS	10	Energy Lab	C08030354-001C	3/7/2008	E200.7	
Uranium One Inc.	MU-4	3/7/2008	Selenium, DIS	0.001	Energy Lab	C08030354-001C	3/7/2008	E200.8	
Uranium One Inc.	MU-4	3/7/2008	Silica, DIS	27.2	Energy Lab	C08030354-001C	3/7/2008	E200.7	
Uranium One Inc.	MU-4	3/7/2008	Sodium, DIS	21	Energy Lab	C08030354-001C	3/7/2008	E200.7	
Uranium One Inc.	MU-4	3/7/2008	Uranium, DIS	0.016	Energy Lab	C08030354-001C	3/7/2008	E200.8	
Uranium One Inc.	MU-4	3/7/2008	Vanadium, DIS	-0.1	Energy Lab	C08030354-001C	3/7/2008	E200.8	
Uranium One Inc.	MU-4	3/7/2008	Zinc, DIS	-0.01	Energy Lab	C08030354-001C	3/7/2008	E200.8	
Uranium One Inc.	MU-4	3/7/2008	Gross Alpha, DIS	39	Energy Lab	C08030354-001D	3/7/2008	E900.0	
Uranium One Inc.	MU-4	3/7/2008	Gross Alpha MDC, DIS	0.9	Energy Lab	C08030354-001D	3/7/2008	E900.0	
Uranium One Inc.	MU-4	3/7/2008	Gross Beta, DIS	16.5	Energy Lab	C08030354-001D	3/7/2008	E900.0	
Uranium One Inc.	MU-4	3/7/2008	Gross Beta MDC, DIS	2.5	Energy Lab	C08030354-001D	3/7/2008	E900.0	
Uranium One Inc.	MU-4	3/7/2008	Lead 210, DIS	9.5	Energy Lab	C08030354-001D	3/7/2008	E909.0M	
Uranium One Inc.	MU-4	3/7/2008	Polonium 210, DIS	1.6	Energy Lab	C08030354-001D	3/7/2008	RMO-3008	
Uranium One Inc.	MU-4	3/7/2008	Radium 226, DIS	2.5	Energy Lab	C08030354-001D	3/7/2008	E903.0	
Uranium One Inc.	MU-4	3/7/2008	Radium 226 MDC, DIS	0.2	Energy Lab	C08030354-001D	3/7/2008	E903.0	
Uranium One Inc.	MU-4	3/7/2008	Radium 228, DIS	4.5	Energy Lab	C08030354-001D	3/7/2008	RA-05	
Uranium One Inc.	MU-4	3/7/2008	Radium 228 MDC, DIS	1.6	Energy Lab	C08030354-001D	3/7/2008	RA-05	
Uranium One Inc.	MU-4	3/7/2008	Thorium 230, DIS	0	Energy Lab	C08030354-001D	3/7/2008	E907.0	
Uranium One Inc.	MU-4	3/7/2008	Lead 210, SUS	2.7	Energy Lab	C08030354-001E	3/7/2008	E909.0M	
Uranium One Inc.	MU-4	3/7/2008	Polonium 210, SUS	0.9	Energy Lab	C08030354-001E	3/7/2008	RMO-3008	
Uranium One Inc.	MU-4	3/7/2008	Radium 226, SUS	-1	Energy Lab	C08030354-001E	3/7/2008	E903.0	
Uranium One Inc.	MU-4	3/7/2008	Radium 226 MDC, SUS	1.7	Energy Lab	C08030354-001E	3/7/2008	E903.0	
Uranium One Inc.	MU-4	3/7/2008	Thorium 230, SUS	0.3	Energy Lab	C08030354-001E	3/7/2008	E907.0	
Uranium One Inc.	MU-4	3/7/2008	Uranium, SUS	0.016	Energy Lab	C08030354-001E	3/7/2008	E200.8	

Uranium One Inc.	MU-4	3/7/2008	Nitrogen, Ammonia as N, DIS	0.09	Energy Lab	C08030354-001F	3/7/2008	A4500-NH3 G	
Uranium One Inc.	MU-4	3/7/2008	Nitrogen, Nitrate+Nitrite as N, DIS	-0.1	Energy Lab	C08030354-001F	3/7/2008	E353.2	
Uranium One Inc.	MP-4	3/7/2008	A/C Balance (± 5), DIS	2.77	Energy Lab	C08030354-002A	3/11/2008	Calculation	
Uranium One Inc.	MP-4	3/7/2008	Anions, DIS	4.75	Energy Lab	C08030354-002A	3/11/2008	Calculation	
Uranium One Inc.	MP-4	3/7/2008	Bicarbonate as HCO3, DIS	162	Energy Lab	C08030354-002A	3/11/2008	A2320 B	
Uranium One Inc.	MP-4	3/7/2008	Carbonate as CO3, DIS	-1	Energy Lab	C08030354-002A	3/11/2008	A2320 B	
Uranium One Inc.	MP-4	3/7/2008	Cations, DIS	4.49	Energy Lab	C08030354-002A	3/11/2008	Calculation	
Uranium One Inc.	MP-4	3/7/2008	Chloride, DIS	4	Energy Lab	C08030354-002A	3/11/2008	A4500-Cl B	
Uranium One Inc.	MP-4	3/7/2008	Conductivity, DIS	376	Energy Lab	C08030354-002A	3/11/2008	A2510 B	
Uranium One Inc.	MP-4	3/7/2008	Fluoride, DIS	0.2	Energy Lab	C08030354-002A	3/11/2008	A4500-F C	
Uranium One Inc.	MP-4	3/7/2008	pH, DIS	8.57	Energy Lab	C08030354-002A	3/11/2008	A4500-H B	
Uranium One Inc.	MP-4	3/7/2008	Solids, Total Dissolved Calculated, DIS	293	Energy Lab	C08030354-002A	3/11/2008	Calculation	
Uranium One Inc.	MP-4	3/7/2008	Solids, Total Dissolved TDS @ 180 C, DIS	297	Energy Lab	C08030354-002A	3/11/2008	A2540 C	
Uranium One Inc.	MP-4	3/7/2008	Sulfate, DIS	95	Energy Lab	C08030354-002A	3/11/2008	A4500-SO4 E	
Uranium One Inc.	MP-4	3/7/2008	TDS Balance (0.80 - 1.20), DIS	1.01	Energy Lab	C08030354-002A	3/11/2008	Calculation	
Uranium One Inc.	MP-4	3/7/2008	Iron, TOT	-0.03	Energy Lab	C08030354-002B	3/11/2008	E200.7	
Uranium One Inc.	MP-4	3/7/2008	Manganese, TOT	-0.01	Energy Lab	C08030354-002B	3/11/2008	E200.7	
Uranium One Inc.	MP-4	3/7/2008	Aluminum, DIS	-0.1	Energy Lab	C08030354-002C	3/11/2008	E200.8	
Uranium One Inc.	MP-4	3/7/2008	Arsenic, DIS	0.003	Energy Lab	C08030354-002C	3/11/2008	E200.8	
Uranium One Inc.	MP-4	3/7/2008	Barium, DIS	-0.1	Energy Lab	C08030354-002C	3/11/2008	E200.8	
Uranium One Inc.	MP-4	3/7/2008	Boron, DIS	-0.1	Energy Lab	C08030354-002C	3/11/2008	E200.7	
Uranium One Inc.	MP-4	3/7/2008	Cadmium, DIS	-0.005	Energy Lab	C08030354-002C	3/11/2008	E200.8	
Uranium One Inc.	MP-4	3/7/2008	Calcium, DIS	62	Energy Lab	C08030354-002C	3/11/2008	E200.7	
Uranium One Inc.	MP-4	3/7/2008	Chromium, DIS	-0.05	Energy Lab	C08030354-002C	3/11/2008	E200.8	
Uranium One Inc.	MP-4	3/7/2008	Copper, DIS	-0.01	Energy Lab	C08030354-002C	3/11/2008	E200.8	
Uranium One Inc.	MP-4	3/7/2008	Iron, DIS	0.03	Energy Lab	C08030354-002C	3/11/2008	E200.7	
Uranium One Inc.	MP-4	3/7/2008	Lead, DIS	-0.001	Energy Lab	C08030354-002C	3/11/2008	E200.8	
Uranium One Inc.	MP-4	3/7/2008	Magnesium, DIS	4	Energy Lab	C08030354-002C	3/11/2008	E200.7	
Uranium One Inc.	MP-4	3/7/2008	Manganese, DIS	-0.01	Energy Lab	C08030354-002C	3/11/2008	E200.8	
Uranium One Inc.	MP-4	3/7/2008	Mercury, DIS	-0.001	Energy Lab	C08030354-002C	3/11/2008	E200.8	
Uranium One Inc.	MP-4	3/7/2008	Molybdenum, DIS	-0.1	Energy Lab	C08030354-002C	3/11/2008	E200.8	
Uranium One Inc.	MP-4	3/7/2008	Nickel, DIS	-0.05	Energy Lab	C08030354-002C	3/11/2008	E200.8	
Uranium One Inc.	MP-4	3/7/2008	Potassium, DIS	6	Energy Lab	C08030354-002C	3/11/2008	E200.7	
Uranium One Inc.	MP-4	3/7/2008	Selenium, DIS	0.001	Energy Lab	C08030354-002C	3/11/2008	E200.8	
Uranium One Inc.	MP-4	3/7/2008	Silica, DIS	20.9	Energy Lab	C08030354-002C	3/11/2008	E200.7	
Uranium One Inc.	MP-4	3/7/2008	Sodium, DIS	21	Energy Lab	C08030354-002C	3/11/2008	E200.7	
Uranium One Inc.	MP-4	3/7/2008	Uranium, DIS	0.0624	Energy Lab	C08030354-002C	3/11/2008	E200.8	
Uranium One Inc.	MP-4	3/7/2008	Vanadium, DIS	-0.1	Energy Lab	C08030354-002C	3/11/2008	E200.8	
Uranium One Inc.	MP-4	3/7/2008	Zinc, DIS	-0.01	Energy Lab	C08030354-002C	3/11/2008	E200.8	
Uranium One Inc.	MP-4	3/7/2008	Gross Alpha, DIS	81.8	Energy Lab	C08030354-002D	3/11/2008	E900.0	
Uranium One Inc.	MP-4	3/7/2008	Gross Alpha MDC, DIS	1.2	Energy Lab	C08030354-002D	3/11/2008	E900.0	
Uranium One Inc.	MP-4	3/7/2008	Gross Beta, DIS	32.8	Energy Lab	C08030354-002D	3/11/2008	E900.0	
Uranium One Inc.	MP-4	3/7/2008	Gross Beta MDC, DIS	2.6	Energy Lab	C08030354-002D	3/11/2008	E900.0	
Uranium One Inc.	MP-4	3/7/2008	Lead 210, DIS	0	Energy Lab	C08030354-002D	3/11/2008	E909.0M	
Uranium One Inc.	MP-4	3/7/2008	Polonium 210, DIS	0.6	Energy Lab	C08030354-002D	3/11/2008	RMO-3008	
Uranium One Inc.	MP-4	3/7/2008	Radium 226, DIS	9	Energy Lab	C08030354-002D	3/11/2008	E903.0	
Uranium One Inc.	MP-4	3/7/2008	Radium 226 MDC, DIS	0.2	Energy Lab	C08030354-002D	3/11/2008	E903.0	
Uranium One Inc.	MP-4	3/7/2008	Radium 228, DIS	8.9	Energy Lab	C08030354-002D	3/11/2008	RA-05	
Uranium One Inc.	MP-4	3/7/2008	Thorium 230, DIS	0	Energy Lab	C08030354-002D	3/11/2008	E907.0	
Uranium One Inc.	MP-4	3/7/2008	Lead 210, SUS	0	Energy Lab	C08030354-002E	3/11/2008	E909.0M	
Uranium One Inc.	MP-4	3/7/2008	Polonium 210, SUS	0.4	Energy Lab	C08030354-002E	3/11/2008	RMO-3008	
Uranium One Inc.	MP-4	3/7/2008	Radium 226, SUS	-0.4	Energy Lab	C08030354-002E	3/11/2008	E903.0	Value is a negative value, not a limit
Uranium One Inc.	MP-4	3/7/2008	Radium 226 MDC, SUS	1.8	Energy Lab	C08030354-002E	3/11/2008	E903.0	
Uranium One Inc.	MP-4	3/7/2008	Thorium 230, SUS	0	Energy Lab	C08030354-002E	3/11/2008	E907.0	
Uranium One Inc.	MP-4	3/7/2008	Uranium, SUS	0.0624	Energy Lab	C08030354-002E	3/11/2008	E200.8	

Uranium One Inc.	MP-4	3/7/2008	Nitrogen, Ammonia as N, DIS	-0.05	Energy Lab	C08030354-002F	3/11/2008	A4500-NH3 G	
Uranium One Inc.	MP-4	3/7/2008	Nitrogen, Nitrate+Nitrite as N, DIS	-0.1	Energy Lab	C08030354-002F	3/11/2008	E353.2	
Uranium One Inc.	M-5	4/1/2008	A/C Balance (± 5), DIS	0.035	Energy Lab	C08040167-001A	4/3/2008	Calculation	
Uranium One Inc.	M-5	4/1/2008	Anions, DIS	4.65	Energy Lab	C08040167-001A	4/3/2008	Calculation	
Uranium One Inc.	M-5	4/1/2008	Bicarbonate as HCO3, DIS	122	Energy Lab	C08040167-001A	4/3/2008	A2320 B	
Uranium One Inc.	M-5	4/1/2008	Carbonate as CO3, DIS	-1	Energy Lab	C08040167-001A	4/3/2008	A2320 B	
Uranium One Inc.	M-5	4/1/2008	Cations, DIS	4.65	Energy Lab	C08040167-001A	4/3/2008	Calculation	
Uranium One Inc.	M-5	4/1/2008	Chloride, DIS	1	Energy Lab	C08040167-001A	4/3/2008	A4500-Cl B	
Uranium One Inc.	M-5	4/1/2008	Conductivity, DIS	412	Energy Lab	C08040167-001A	4/3/2008	A2510 B	
Uranium One Inc.	M-5	4/1/2008	Fluoride, DIS	0.1	Energy Lab	C08040167-001A	4/3/2008	A4500-F C	
Uranium One Inc.	M-5	4/1/2008	pH, DIS	7.92	Energy Lab	C08040167-001A	4/3/2008	A4500-H B	
Uranium One Inc.	M-5	4/1/2008	Solids, Total Dissolved Calculated, DIS	294	Energy Lab	C08040167-001A	4/3/2008	Calculation	
Uranium One Inc.	M-5	4/1/2008	Solids, Total Dissolved TDS @ 180 C, DIS	241	Energy Lab	C08040167-001A	4/3/2008	A2540 C	
Uranium One Inc.	M-5	4/1/2008	Sulfate, DIS	125	Energy Lab	C08040167-001A	4/3/2008	A4500-SO4 E	
Uranium One Inc.	M-5	4/1/2008	TDS Balance (0.80 - 1.20), DIS	0.82	Energy Lab	C08040167-001A	4/3/2008	Calculation	
Uranium One Inc.	M-5	4/1/2008	Nitrogen, Ammonia as N, DIS	-0.05	Energy Lab	C08040167-001B	4/3/2008	A4500-NH3 G	
Uranium One Inc.	M-5	4/1/2008	Nitrogen, Nitrate+Nitrite as N, DIS	-0.1	Energy Lab	C08040167-001B	4/3/2008	E353.2	
Uranium One Inc.	M-5	4/1/2008	Iron, TOT	0.08	Energy Lab	C08040167-001C	4/3/2008	E200.7	
Uranium One Inc.	M-5	4/1/2008	Manganese, TOT	0.02	Energy Lab	C08040167-001C	4/3/2008	E200.7	
Uranium One Inc.	M-5	4/1/2008	Aluminum, DIS	-0.1	Energy Lab	C08040167-001D	4/3/2008	E200.7	
Uranium One Inc.	M-5	4/1/2008	Arsenic, DIS	0.001	Energy Lab	C08040167-001D	4/3/2008	E200.8	
Uranium One Inc.	M-5	4/1/2008	Barium, DIS	-0.1	Energy Lab	C08040167-001D	4/3/2008	E200.7	
Uranium One Inc.	M-5	4/1/2008	Boron, DIS	-0.1	Energy Lab	C08040167-001D	4/3/2008	E200.7	
Uranium One Inc.	M-5	4/1/2008	Cadmium, DIS	-0.005	Energy Lab	C08040167-001D	4/3/2008	E200.8	
Uranium One Inc.	M-5	4/1/2008	Calcium, DIS	65	Energy Lab	C08040167-001D	4/3/2008	E200.7	
Uranium One Inc.	M-5	4/1/2008	Chromium, DIS	-0.05	Energy Lab	C08040167-001D	4/3/2008	E200.7	
Uranium One Inc.	M-5	4/1/2008	Copper, DIS	-0.01	Energy Lab	C08040167-001D	4/3/2008	E200.7	
Uranium One Inc.	M-5	4/1/2008	Iron, DIS	-0.03	Energy Lab	C08040167-001D	4/3/2008	E200.7	
Uranium One Inc.	M-5	4/1/2008	Lead, DIS	-0.001	Energy Lab	C08040167-001D	4/3/2008	E200.8	
Uranium One Inc.	M-5	4/1/2008	Magnesium, DIS	8	Energy Lab	C08040167-001D	4/3/2008	E200.7	
Uranium One Inc.	M-5	4/1/2008	Manganese, DIS	0.02	Energy Lab	C08040167-001D	4/3/2008	E200.7	
Uranium One Inc.	M-5	4/1/2008	Mercury, DIS	-0.001	Energy Lab	C08040167-001D	4/3/2008	E200.8	
Uranium One Inc.	M-5	4/1/2008	Molybdenum, DIS	-0.1	Energy Lab	C08040167-001D	4/3/2008	E200.7	
Uranium One Inc.	M-5	4/1/2008	Nickel, DIS	-0.05	Energy Lab	C08040167-001D	4/3/2008	E200.8	
Uranium One Inc.	M-5	4/1/2008	Potassium, DIS	2	Energy Lab	C08040167-001D	4/3/2008	E200.7	
Uranium One Inc.	M-5	4/1/2008	Selenium, DIS	-0.001	Energy Lab	C08040167-001D	4/3/2008	E200.8	
Uranium One Inc.	M-5	4/1/2008	Silica, DIS	15.9	Energy Lab	C08040167-001D	4/3/2008	E200.7	
Uranium One Inc.	M-5	4/1/2008	Sodium, DIS	17	Energy Lab	C08040167-001D	4/3/2008	E200.7	
Uranium One Inc.	M-5	4/1/2008	Uranium, DIS	0.007	Energy Lab	C08040167-001D	4/3/2008	E200.8	
Uranium One Inc.	M-5	4/1/2008	Vanadium, DIS	-0.1	Energy Lab	C08040167-001D	4/3/2008	E200.7	
Uranium One Inc.	M-5	4/1/2008	Zinc, DIS	-0.01	Energy Lab	C08040167-001D	4/3/2008	E200.7	
Uranium One Inc.	M-5	4/1/2008	Gross Alpha, DIS	19.6	Energy Lab	C08040167-001E	4/3/2008	E900.0	
Uranium One Inc.	M-5	4/1/2008	Gross Alpha MDC, DIS	1.4	Energy Lab	C08040167-001E	4/3/2008	E900.0	
Uranium One Inc.	M-5	4/1/2008	Gross Beta, DIS	14.6	Energy Lab	C08040167-001E	4/3/2008	E900.0	
Uranium One Inc.	M-5	4/1/2008	Gross Beta MDC, DIS	2.4	Energy Lab	C08040167-001E	4/3/2008	E900.0	
Uranium One Inc.	M-5	4/1/2008	Lead 210, DIS	3.2	Energy Lab	C08040167-001E	4/3/2008	E909.0M	
Uranium One Inc.	M-5	4/1/2008	Polonium 210, DIS	1.6	Energy Lab	C08040167-001E	4/3/2008	RMO-3008	
Uranium One Inc.	M-5	4/1/2008	Radium 226, DIS	5.6	Energy Lab	C08040167-001E	4/3/2008	E903.0	
Uranium One Inc.	M-5	4/1/2008	Radium 226 MDC, DIS	0.21	Energy Lab	C08040167-001E	4/3/2008	E903.0	
Uranium One Inc.	M-5	4/1/2008	Radium 228, DIS	5.9	Energy Lab	C08040167-001E	4/3/2008	RA-05	
Uranium One Inc.	M-5	4/1/2008	Radium 228 MDC, DIS	1.1	Energy Lab	C08040167-001E	4/3/2008	RA-05	
Uranium One Inc.	M-5	4/1/2008	Thorium 230, DIS	0	Energy Lab	C08040167-001E	4/3/2008	E907.0	
Uranium One Inc.	M-5	4/1/2008	Lead 210, SUS	110	Energy Lab	C08040167-001F	4/3/2008	E909.0M	
Uranium One Inc.	M-5	4/1/2008	Polonium 210, SUS	1.2	Energy Lab	C08040167-001F	4/3/2008	RMO-3008	
Uranium One Inc.	M-5	4/1/2008	Radium 226, SUS	-0.4	Energy Lab	C08040167-001F	4/3/2008	E903.0	Value is a negative value, not a limit

Uranium One Inc.	M-5	4/1/2008	Radium 226 MDC, SUS	0.4	Energy Lab	C08040167-001F	4/3/2008	E903.0	
Uranium One Inc.	M-5	4/1/2008	Thorium 230, SUS	0.2	Energy Lab	C08040167-001F	4/3/2008	E907.0	
Uranium One Inc.	M-5	4/1/2008	Uranium, SUS	-0.0003	Energy Lab	C08040167-001F	4/3/2008	E200.8	
Energy Metals Corp.	M-5	11/27/2007	A/C Balance (± 5), DIS	7.23	Energy Lab	C07111109-002A	11/28/2007	Calculation	
Energy Metals Corp.	M-5	11/27/2007	Anions, DIS	4	Energy Lab	C07111109-002A	11/28/2007	Calculation	
Energy Metals Corp.	M-5	11/27/2007	Bicarbonate as HCO3, DIS	134	Energy Lab	C07111109-002A	11/28/2007	A2320 B	
Energy Metals Corp.	M-5	11/27/2007	Carbonate as CO3, DIS	-1	Energy Lab	C07111109-002A	11/28/2007	A2320 B	
Energy Metals Corp.	M-5	11/27/2007	Cations, DIS	3.47	Energy Lab	C07111109-002A	11/28/2007	Calculation	
Energy Metals Corp.	M-5	11/27/2007	Chloride, DIS	2	Energy Lab	C07111109-002A	11/28/2007	A4500-Cl B	
Energy Metals Corp.	M-5	11/27/2007	Conductivity, DIS	406	Energy Lab	C07111109-002A	11/28/2007	A2510 B	
Energy Metals Corp.	M-5	11/27/2007	Fluoride, DIS	0.2	Energy Lab	C07111109-002A	11/28/2007	A4500-F C	
Energy Metals Corp.	M-5	11/27/2007	pH, DIS	7.93	Energy Lab	C07111109-002A	11/28/2007	A4500-H B	
Energy Metals Corp.	M-5	11/27/2007	Solids, Total Dissolved Calculated, DIS	236	Energy Lab	C07111109-002A	11/28/2007	Calculation	
Energy Metals Corp.	M-5	11/27/2007	Solids, Total Dissolved TDS @ 180 C, DIS	258	Energy Lab	C07111109-002A	11/28/2007	A2540 C	
Energy Metals Corp.	M-5	11/27/2007	Sulfate, DIS	83	Energy Lab	C07111109-002A	11/28/2007	A4500-SO4 E	
Energy Metals Corp.	M-5	11/27/2007	TDS Balance (0.80 - 1.20), DIS	1.09	Energy Lab	C07111109-002A	11/28/2007	Calculation	
Energy Metals Corp.	M-5	11/27/2007	Nitrogen, Ammonia as N, DIS	-0.05	Energy Lab	C07111109-002B	11/28/2007	A4500-NH3 G	
Energy Metals Corp.	M-5	11/27/2007	Nitrogen, Nitrate+Nitrite as N, DIS	-0.1	Energy Lab	C07111109-002B	11/28/2007	E353.2	
Energy Metals Corp.	M-5	11/27/2007	Iron, TOT	0.1	Energy Lab	C07111109-002C	11/28/2007	E200.7	
Energy Metals Corp.	M-5	11/27/2007	Manganese, TOT	0.01	Energy Lab	C07111109-002C	11/28/2007	E200.7	
Energy Metals Corp.	M-5	11/27/2007	Aluminum, DIS	-0.1	Energy Lab	C07111109-002D	11/28/2007	E200.8	
Energy Metals Corp.	M-5	11/27/2007	Arsenic, DIS	0.001	Energy Lab	C07111109-002D	11/28/2007	E200.8	
Energy Metals Corp.	M-5	11/27/2007	Barium, DIS	-0.1	Energy Lab	C07111109-002D	11/28/2007	E200.8	
Energy Metals Corp.	M-5	11/27/2007	Boron, DIS	-0.1	Energy Lab	C07111109-002D	11/28/2007	E200.7	
Energy Metals Corp.	M-5	11/27/2007	Cadmium, DIS	-0.005	Energy Lab	C07111109-002D	11/28/2007	E200.8	
Energy Metals Corp.	M-5	11/27/2007	Calcium, DIS	47	Energy Lab	C07111109-002D	11/28/2007	E200.7	
Energy Metals Corp.	M-5	11/27/2007	Chromium, DIS	-0.05	Energy Lab	C07111109-002D	11/28/2007	E200.8	
Energy Metals Corp.	M-5	11/27/2007	Copper, DIS	-0.01	Energy Lab	C07111109-002D	11/28/2007	E200.8	
Energy Metals Corp.	M-5	11/27/2007	Iron, DIS	-0.03	Energy Lab	C07111109-002D	11/28/2007	E200.7	
Energy Metals Corp.	M-5	11/27/2007	Lead, DIS	-0.001	Energy Lab	C07111109-002D	11/28/2007	E200.8	
Energy Metals Corp.	M-5	11/27/2007	Magnesium, DIS	5	Energy Lab	C07111109-002D	11/28/2007	E200.7	
Energy Metals Corp.	M-5	11/27/2007	Manganese, DIS	0.02	Energy Lab	C07111109-002D	11/28/2007	E200.8	
Energy Metals Corp.	M-5	11/27/2007	Mercury, DIS	-0.001	Energy Lab	C07111109-002D	11/28/2007	E200.8	
Energy Metals Corp.	M-5	11/27/2007	Molybdenum, DIS	-0.1	Energy Lab	C07111109-002D	11/28/2007	E200.8	
Energy Metals Corp.	M-5	11/27/2007	Nickel, DIS	-0.05	Energy Lab	C07111109-002D	11/28/2007	E200.8	
Energy Metals Corp.	M-5	11/27/2007	Potassium, DIS	2	Energy Lab	C07111109-002D	11/28/2007	E200.7	
Energy Metals Corp.	M-5	11/27/2007	Selenium, DIS	-0.001	Energy Lab	C07111109-002D	11/28/2007	E200.8	
Energy Metals Corp.	M-5	11/27/2007	Silica, DIS	15	Energy Lab	C07111109-002D	11/28/2007	E200.7	
Energy Metals Corp.	M-5	11/27/2007	Sodium, DIS	15	Energy Lab	C07111109-002D	11/28/2007	E200.7	
Energy Metals Corp.	M-5	11/27/2007	Uranium, DIS	0.0058	Energy Lab	C07111109-002D	11/28/2007	E200.8	
Energy Metals Corp.	M-5	11/27/2007	Vanadium, DIS	-0.1	Energy Lab	C07111109-002D	11/28/2007	E200.8	
Energy Metals Corp.	M-5	11/27/2007	Zinc, DIS	-0.01	Energy Lab	C07111109-002D	11/28/2007	E200.8	
Energy Metals Corp.	M-5	11/27/2007	Gross Alpha, DIS	19.2	Energy Lab	C07111109-002E	11/28/2007	E900.0	
Energy Metals Corp.	M-5	11/27/2007	Gross Beta, DIS	13.7	Energy Lab	C07111109-002E	11/28/2007	E900.0	
Energy Metals Corp.	M-5	11/27/2007	Lead 210, DIS	-1	Energy Lab	C07111109-002E	11/28/2007	E909.0M	
Energy Metals Corp.	M-5	11/27/2007	Polonium 210, DIS	-1	Energy Lab	C07111109-002E	11/28/2007	RMO-3008	
Energy Metals Corp.	M-5	11/27/2007	Radium 226, DIS	7.2	Energy Lab	C07111109-002E	11/28/2007	E903.0	
Energy Metals Corp.	M-5	11/27/2007	Radium 228, DIS	4.9	Energy Lab	C07111109-002E	11/28/2007	RA-05	
Energy Metals Corp.	M-5	11/27/2007	Thorium 230, DIS	-0.2	Energy Lab	C07111109-002E	11/28/2007	E907.0	
Energy Metals Corp.	M-5	11/27/2007	Lead 210, SUS	-1	Energy Lab	C07111109-002F	11/28/2007	E909.0M	
Energy Metals Corp.	M-5	11/27/2007	Polonium 210, SUS	2.1	Energy Lab	C07111109-002F	11/28/2007	RMO-3008	
Energy Metals Corp.	M-5	11/27/2007	Radium 226, SUS	-0.2	Energy Lab	C07111109-002F	11/28/2007	E903.0	
Energy Metals Corp.	M-5	11/27/2007	Thorium 230, SUS	-0.2	Energy Lab	C07111109-002F	11/28/2007	E907.0	
Energy Metals Corp.	M-5	11/27/2007	Uranium, SUS	-0.0003	Energy Lab	C07111109-002F	11/28/2007	E200.8	
Uranium One Inc.	M-6	4/4/2008	A/C Balance (± 5), DIS	1.15	Energy Lab	C08040256-001A	4/4/2008	Calculation	

Uranium One Inc.	M-6	4/4/2008	Anions, DIS	2.67	Energy Lab	C08040256-001A	4/4/2008	Calculation	
Uranium One Inc.	M-6	4/4/2008	Bicarbonate as HCO3, DIS	118	Energy Lab	C08040256-001A	4/4/2008	A2320 B	
Uranium One Inc.	M-6	4/4/2008	Carbonate as CO3, DIS	2	Energy Lab	C08040256-001A	4/4/2008	A2320 B	
Uranium One Inc.	M-6	4/4/2008	Cations, DIS	2.73	Energy Lab	C08040256-001A	4/4/2008	Calculation	
Uranium One Inc.	M-6	4/4/2008	Chloride, DIS	3	Energy Lab	C08040256-001A	4/4/2008	A4500-Cl B	
Uranium One Inc.	M-6	4/4/2008	Conductivity, DIS	247	Energy Lab	C08040256-001A	4/4/2008	A2510 B	
Uranium One Inc.	M-6	4/4/2008	Fluoride, DIS	0.3	Energy Lab	C08040256-001A	4/4/2008	A4500-F C	
Uranium One Inc.	M-6	4/4/2008	pH, DIS	8.65	Energy Lab	C08040256-001A	4/4/2008	A4500-H B	
Uranium One Inc.	M-6	4/4/2008	Solids, Total Dissolved Calculated, DIS	167	Energy Lab	C08040256-001A	4/4/2008	Calculation	
Uranium One Inc.	M-6	4/4/2008	Solids, Total Dissolved TDS @ 180 C, DIS	182	Energy Lab	C08040256-001A	4/4/2008	A2540 C	
Uranium One Inc.	M-6	4/4/2008	Sulfate, DIS	28	Energy Lab	C08040256-001A	4/4/2008	A4500-SO4 E	
Uranium One Inc.	M-6	4/4/2008	TDS Balance (0.80 - 1.20), DIS	1.09	Energy Lab	C08040256-001A	4/4/2008	Calculation	
Uranium One Inc.	M-6	4/4/2008	Nitrogen, Ammonia as N, DIS	-0.05	Energy Lab	C08040256-001B	4/4/2008	A4500-NH3 G	
Uranium One Inc.	M-6	4/4/2008	Nitrogen, Nitrate+Nitrite as N, DIS	-0.1	Energy Lab	C08040256-001B	4/4/2008	E353.2	
Uranium One Inc.	M-6	4/4/2008	Iron, TOT	-0.03	Energy Lab	C08040256-001C	4/4/2008	E200.7	
Uranium One Inc.	M-6	4/4/2008	Manganese, TOT	-0.01	Energy Lab	C08040256-001C	4/4/2008	E200.7	
Uranium One Inc.	M-6	4/4/2008	Aluminum, DIS	-0.1	Energy Lab	C08040256-001D	4/4/2008	E200.7	
Uranium One Inc.	M-6	4/4/2008	Arsenic, DIS	0.009	Energy Lab	C08040256-001D	4/4/2008	E200.8	
Uranium One Inc.	M-6	4/4/2008	Barium, DIS	-0.1	Energy Lab	C08040256-001D	4/4/2008	E200.7	
Uranium One Inc.	M-6	4/4/2008	Boron, DIS	-0.1	Energy Lab	C08040256-001D	4/4/2008	E200.7	
Uranium One Inc.	M-6	4/4/2008	Cadmium, DIS	-0.005	Energy Lab	C08040256-001D	4/4/2008	E200.8	
Uranium One Inc.	M-6	4/4/2008	Calcium, DIS	31	Energy Lab	C08040256-001D	4/4/2008	E200.7	
Uranium One Inc.	M-6	4/4/2008	Chromium, DIS	-0.05	Energy Lab	C08040256-001D	4/4/2008	E200.7	
Uranium One Inc.	M-6	4/4/2008	Copper, DIS	-0.01	Energy Lab	C08040256-001D	4/4/2008	E200.7	
Uranium One Inc.	M-6	4/4/2008	Iron, DIS	-0.03	Energy Lab	C08040256-001D	4/4/2008	E200.7	
Uranium One Inc.	M-6	4/4/2008	Lead, DIS	-0.001	Energy Lab	C08040256-001D	4/4/2008	E200.8	
Uranium One Inc.	M-6	4/4/2008	Magnesium, DIS	2	Energy Lab	C08040256-001D	4/4/2008	E200.7	
Uranium One Inc.	M-6	4/4/2008	Manganese, DIS	-0.01	Energy Lab	C08040256-001D	4/4/2008	E200.7	
Uranium One Inc.	M-6	4/4/2008	Mercury, DIS	-0.001	Energy Lab	C08040256-001D	4/4/2008	E200.8	
Uranium One Inc.	M-6	4/4/2008	Molybdenum, DIS	-0.1	Energy Lab	C08040256-001D	4/4/2008	E200.7	
Uranium One Inc.	M-6	4/4/2008	Nickel, DIS	-0.05	Energy Lab	C08040256-001D	4/4/2008	E200.8	
Uranium One Inc.	M-6	4/4/2008	Potassium, DIS	5	Energy Lab	C08040256-001D	4/4/2008	E200.7	
Uranium One Inc.	M-6	4/4/2008	Selenium, DIS	-0.001	Energy Lab	C08040256-001D	4/4/2008	E200.8	
Uranium One Inc.	M-6	4/4/2008	Silica, DIS	17.5	Energy Lab	C08040256-001D	4/4/2008	E200.7	
Uranium One Inc.	M-6	4/4/2008	Sodium, DIS	20	Energy Lab	C08040256-001D	4/4/2008	E200.7	
Uranium One Inc.	M-6	4/4/2008	Uranium, DIS	0.366	Energy Lab	C08040256-001D	4/4/2008	E200.8	
Uranium One Inc.	M-6	4/4/2008	Vanadium, DIS	-0.1	Energy Lab	C08040256-001D	4/4/2008	E200.7	
Uranium One Inc.	M-6	4/4/2008	Zinc, DIS	-0.01	Energy Lab	C08040256-001D	4/4/2008	E200.7	
Uranium One Inc.	M-6	4/4/2008	Gross Alpha, DIS	1350	Energy Lab	C08040256-001E	4/4/2008	E900.0	
Uranium One Inc.	M-6	4/4/2008	Gross Alpha MDC, DIS	1.4	Energy Lab	C08040256-001E	4/4/2008	E900.0	
Uranium One Inc.	M-6	4/4/2008	Gross Beta, DIS	508	Energy Lab	C08040256-001E	4/4/2008	E900.0	
Uranium One Inc.	M-6	4/4/2008	Gross Beta MDC, DIS	2.8	Energy Lab	C08040256-001E	4/4/2008	E900.0	
Uranium One Inc.	M-6	4/4/2008	Lead 210, DIS	102	Energy Lab	C08040256-001E	4/4/2008	E909.0M	
Uranium One Inc.	M-6	4/4/2008	Polonium 210, DIS	20	Energy Lab	C08040256-001E	4/4/2008	RMO-3008	
Uranium One Inc.	M-6	4/4/2008	Radium 226, DIS	269	Energy Lab	C08040256-001E	4/4/2008	E903.0	
Uranium One Inc.	M-6	4/4/2008	Radium 226 MDC, DIS	0.2	Energy Lab	C08040256-001E	4/4/2008	E903.0	
Uranium One Inc.	M-6	4/4/2008	Radium 228, DIS	3.3	Energy Lab	C08040256-001E	4/4/2008	RA-05	
Uranium One Inc.	M-6	4/4/2008	Radium 228 MDC, DIS	1.1	Energy Lab	C08040256-001E	4/4/2008	RA-05	
Uranium One Inc.	M-6	4/4/2008	Thorium 230, DIS	0.1	Energy Lab	C08040256-001E	4/4/2008	E907.0	
Uranium One Inc.	M-6	4/4/2008	Lead 210, SUS	15.3	Energy Lab	C08040256-001F	4/4/2008	E909.0M	
Uranium One Inc.	M-6	4/4/2008	Polonium 210, SUS	2.7	Energy Lab	C08040256-001F	4/4/2008	RMO-3008	
Uranium One Inc.	M-6	4/4/2008	Radium 226, SUS	0.5	Energy Lab	C08040256-001F	4/4/2008	E903.0	
Uranium One Inc.	M-6	4/4/2008	Radium 226 MDC, SUS	0.4	Energy Lab	C08040256-001F	4/4/2008	E903.0	
Uranium One Inc.	M-6	4/4/2008	Thorium 230, SUS	0	Energy Lab	C08040256-001F	4/4/2008	E907.0	
Uranium One Inc.	M-6	4/4/2008	Uranium, SUS	-0.0003	Energy Lab	C08040256-001F	4/4/2008	E200.8	

Uranium One Inc.	M-7	4/3/2008	A/C Balance (± 5), DIS	2.28	Energy Lab	C08040246-002A	4/4/2008	Calculation	
Uranium One Inc.	M-7	4/3/2008	Anions, DIS	4.07	Energy Lab	C08040246-002A	4/4/2008	Calculation	
Uranium One Inc.	M-7	4/3/2008	Bicarbonate as HCO3, DIS	171	Energy Lab	C08040246-002A	4/4/2008	A2320 B	
Uranium One Inc.	M-7	4/3/2008	Carbonate as CO3, DIS	-1	Energy Lab	C08040246-002A	4/4/2008	A2320 B	
Uranium One Inc.	M-7	4/3/2008	Cations, DIS	4.26	Energy Lab	C08040246-002A	4/4/2008	Calculation	
Uranium One Inc.	M-7	4/3/2008	Chloride, DIS	4	Energy Lab	C08040246-002A	4/4/2008	A4500-Cl B	
Uranium One Inc.	M-7	4/3/2008	Conductivity, DIS	374	Energy Lab	C08040246-002A	4/4/2008	A2510 B	
Uranium One Inc.	M-7	4/3/2008	Fluoride, DIS	0.2	Energy Lab	C08040246-002A	4/4/2008	A4500-F C	
Uranium One Inc.	M-7	4/3/2008	pH, DIS	8.03	Energy Lab	C08040246-002A	4/4/2008	A4500-H B	
Uranium One Inc.	M-7	4/3/2008	Solids, Total Dissolved Calculated, DIS	243	Energy Lab	C08040246-002A	4/4/2008	Calculation	
Uranium One Inc.	M-7	4/3/2008	Solids, Total Dissolved TDS @ 180 C, DIS	232	Energy Lab	C08040246-002A	4/4/2008	A2540 C	
Uranium One Inc.	M-7	4/3/2008	Sulfate, DIS	55	Energy Lab	C08040246-002A	4/4/2008	A4500-SO4 E	
Uranium One Inc.	M-7	4/3/2008	TDS Balance (0.80 - 1.20), DIS	0.95	Energy Lab	C08040246-002A	4/4/2008	Calculation	
Uranium One Inc.	M-7	4/3/2008	Nitrogen, Ammonia as N, DIS	-0.05	Energy Lab	C08040246-002B	4/4/2008	A4500-NH3 G	
Uranium One Inc.	M-7	4/3/2008	Nitrogen, Nitrate+Nitrite as N, DIS	-0.1	Energy Lab	C08040246-002B	4/4/2008	E353.2	
Uranium One Inc.	M-7	4/3/2008	Iron, TOT	2.33	Energy Lab	C08040246-002C	4/4/2008	E200.7	
Uranium One Inc.	M-7	4/3/2008	Manganese, TOT	0.14	Energy Lab	C08040246-002C	4/4/2008	E200.7	
Uranium One Inc.	M-7	4/3/2008	Aluminum, DIS	-0.1	Energy Lab	C08040246-002D	4/4/2008	E200.7	
Uranium One Inc.	M-7	4/3/2008	Arsenic, DIS	-0.001	Energy Lab	C08040246-002D	4/4/2008	E200.8	
Uranium One Inc.	M-7	4/3/2008	Barium, DIS	-0.1	Energy Lab	C08040246-002D	4/4/2008	E200.7	
Uranium One Inc.	M-7	4/3/2008	Boron, DIS	-0.1	Energy Lab	C08040246-002D	4/4/2008	E200.7	
Uranium One Inc.	M-7	4/3/2008	Cadmium, DIS	-0.005	Energy Lab	C08040246-002D	4/4/2008	E200.8	
Uranium One Inc.	M-7	4/3/2008	Calcium, DIS	55	Energy Lab	C08040246-002D	4/4/2008	E200.7	
Uranium One Inc.	M-7	4/3/2008	Chromium, DIS	-0.05	Energy Lab	C08040246-002D	4/4/2008	E200.7	
Uranium One Inc.	M-7	4/3/2008	Copper, DIS	-0.01	Energy Lab	C08040246-002D	4/4/2008	E200.7	
Uranium One Inc.	M-7	4/3/2008	Iron, DIS	0.28	Energy Lab	C08040246-002D	4/4/2008	E200.7	
Uranium One Inc.	M-7	4/3/2008	Lead, DIS	-0.001	Energy Lab	C08040246-002D	4/4/2008	E200.8	
Uranium One Inc.	M-7	4/3/2008	Magnesium, DIS	6	Energy Lab	C08040246-002D	4/4/2008	E200.7	
Uranium One Inc.	M-7	4/3/2008	Manganese, DIS	0.14	Energy Lab	C08040246-002D	4/4/2008	E200.7	
Uranium One Inc.	M-7	4/3/2008	Mercury, DIS	-0.001	Energy Lab	C08040246-002D	4/4/2008	E200.8	
Uranium One Inc.	M-7	4/3/2008	Molybdenum, DIS	-0.1	Energy Lab	C08040246-002D	4/4/2008	E200.7	
Uranium One Inc.	M-7	4/3/2008	Nickel, DIS	-0.05	Energy Lab	C08040246-002D	4/4/2008	E200.8	
Uranium One Inc.	M-7	4/3/2008	Potassium, DIS	3	Energy Lab	C08040246-002D	4/4/2008	E200.7	
Uranium One Inc.	M-7	4/3/2008	Selenium, DIS	-0.001	Energy Lab	C08040246-002D	4/4/2008	E200.8	
Uranium One Inc.	M-7	4/3/2008	Silica, DIS	13.8	Energy Lab	C08040246-002D	4/4/2008	E200.7	
Uranium One Inc.	M-7	4/3/2008	Sodium, DIS	22	Energy Lab	C08040246-002D	4/4/2008	E200.7	
Uranium One Inc.	M-7	4/3/2008	Uranium, DIS	-0.0003	Energy Lab	C08040246-002D	4/4/2008	E200.8	
Uranium One Inc.	M-7	4/3/2008	Vanadium, DIS	-0.1	Energy Lab	C08040246-002D	4/4/2008	E200.7	
Uranium One Inc.	M-7	4/3/2008	Zinc, DIS	-0.01	Energy Lab	C08040246-002D	4/4/2008	E200.7	
Uranium One Inc.	M-7	4/3/2008	Gross Alpha, DIS	7.5	Energy Lab	C08040246-002E	4/4/2008	E900.0	
Uranium One Inc.	M-7	4/3/2008	Gross Alpha MDC, DIS	1.6	Energy Lab	C08040246-002E	4/4/2008	E900.0	
Uranium One Inc.	M-7	4/3/2008	Gross Beta, DIS	7.8	Energy Lab	C08040246-002E	4/4/2008	E900.0	
Uranium One Inc.	M-7	4/3/2008	Gross Beta MDC, DIS	2.8	Energy Lab	C08040246-002E	4/4/2008	E900.0	
Uranium One Inc.	M-7	4/3/2008	Lead 210, DIS	7	Energy Lab	C08040246-002E	4/4/2008	E909.0M	
Uranium One Inc.	M-7	4/3/2008	Polonium 210, DIS	1.1	Energy Lab	C08040246-002E	4/4/2008	RMO-3008	
Uranium One Inc.	M-7	4/3/2008	Radium 226, DIS	1.9	Energy Lab	C08040246-002E	4/4/2008	E903.0	
Uranium One Inc.	M-7	4/3/2008	Radium 226 MDC, DIS	0.2	Energy Lab	C08040246-002E	4/4/2008	E903.0	
Uranium One Inc.	M-7	4/3/2008	Radium 228, DIS	3.2	Energy Lab	C08040246-002E	4/4/2008	RA-05	
Uranium One Inc.	M-7	4/3/2008	Radium 228 MDC, DIS	1.1	Energy Lab	C08040246-002E	4/4/2008	RA-05	
Uranium One Inc.	M-7	4/3/2008	Thorium 230, DIS	0	Energy Lab	C08040246-002E	4/4/2008	E907.0	
Uranium One Inc.	M-7	4/3/2008	Lead 210, SUS	26.9	Energy Lab	C08040246-002F	4/4/2008	E909.0M	
Uranium One Inc.	M-7	4/3/2008	Polonium 210, SUS	1.5	Energy Lab	C08040246-002F	4/4/2008	RMO-3008	
Uranium One Inc.	M-7	4/3/2008	Radium 226, SUS	1.6	Energy Lab	C08040246-002F	4/4/2008	E903.0	
Uranium One Inc.	M-7	4/3/2008	Radium 226 MDC, SUS	0.2	Energy Lab	C08040246-002F	4/4/2008	E903.0	
Uranium One Inc.	M-7	4/3/2008	Thorium 230, SUS	0.5	Energy Lab	C08040246-002F	4/4/2008	E907.0	

Uranium One Inc.	M-7	4/3/2008	Uranium, SUS	0.0011	Energy Lab	C08040246-002F	4/4/2008	E200.8	
Uranium One Inc.	M-8	12/28/2007	A/C Balance (± 5), DIS	4.66	Energy Lab	C07121289-001A	12/31/2007	Calculation	
Uranium One Inc.	M-8	12/28/2007	Anions, DIS	2.5	Energy Lab	C07121289-001A	12/31/2007	Calculation	
Uranium One Inc.	M-8	12/28/2007	Bicarbonate as HCO3, DIS	111	Energy Lab	C07121289-001A	12/31/2007	A2320 B	
Uranium One Inc.	M-8	12/28/2007	Carbonate as CO3, DIS	-1	Energy Lab	C07121289-001A	12/31/2007	A2320 B	
Uranium One Inc.	M-8	12/28/2007	Cations, DIS	2.74	Energy Lab	C07121289-001A	12/31/2007	Calculation	
Uranium One Inc.	M-8	12/28/2007	Chloride, DIS	5	Energy Lab	C07121289-001A	12/31/2007	A4500-Cl B	
Uranium One Inc.	M-8	12/28/2007	Conductivity, DIS	236	Energy Lab	C07121289-001A	12/31/2007	A2510 B	
Uranium One Inc.	M-8	12/28/2007	Fluoride, DIS	0.3	Energy Lab	C07121289-001A	12/31/2007	A4500-F C	
Uranium One Inc.	M-8	12/28/2007	pH, DIS	8.22	Energy Lab	C07121289-001A	12/31/2007	A4500-H B	
Uranium One Inc.	M-8	12/28/2007	Solids, Total Dissolved Calculated, DIS	165	Energy Lab	C07121289-001A	12/31/2007	Calculation	
Uranium One Inc.	M-8	12/28/2007	Solids, Total Dissolved TDS @ 180 C, DIS	159	Energy Lab	C07121289-001A	12/31/2007	A2540 C	
Uranium One Inc.	M-8	12/28/2007	Sulfate, DIS	26	Energy Lab	C07121289-001A	12/31/2007	A4500-SO4 E	
Uranium One Inc.	M-8	12/28/2007	TDS Balance (0.80 - 1.20), DIS	0.96	Energy Lab	C07121289-001A	12/31/2007	Calculation	
Uranium One Inc.	M-8	12/28/2007	Nitrogen, Ammonia as N, DIS	0.1	Energy Lab	C07121289-001B	12/31/2007	A4500-NH3 G	
Uranium One Inc.	M-8	12/28/2007	Nitrogen, Nitrate+Nitrite as N, DIS	-0.1	Energy Lab	C07121289-001B	12/31/2007	E353.2	
Uranium One Inc.	M-8	12/28/2007	Iron, TOT	-0.03	Energy Lab	C07121289-001C	12/31/2007	E200.7	
Uranium One Inc.	M-8	12/28/2007	Manganese, TOT	-0.01	Energy Lab	C07121289-001C	12/31/2007	E200.7	
Uranium One Inc.	M-8	12/28/2007	Aluminum, DIS	-0.1	Energy Lab	C07121289-001D	12/31/2007	E200.8	
Uranium One Inc.	M-8	12/28/2007	Arsenic, DIS	0.014	Energy Lab	C07121289-001D	12/31/2007	E200.8	
Uranium One Inc.	M-8	12/28/2007	Barium, DIS	0.1	Energy Lab	C07121289-001D	12/31/2007	E200.8	
Uranium One Inc.	M-8	12/28/2007	Boron, DIS	-0.1	Energy Lab	C07121289-001D	12/31/2007	E200.7	
Uranium One Inc.	M-8	12/28/2007	Cadmium, DIS	-0.005	Energy Lab	C07121289-001D	12/31/2007	E200.8	
Uranium One Inc.	M-8	12/28/2007	Calcium, DIS	24	Energy Lab	C07121289-001D	12/31/2007	E200.7	
Uranium One Inc.	M-8	12/28/2007	Chromium, DIS	-0.05	Energy Lab	C07121289-001D	12/31/2007	E200.8	
Uranium One Inc.	M-8	12/28/2007	Copper, DIS	-0.01	Energy Lab	C07121289-001D	12/31/2007	E200.8	
Uranium One Inc.	M-8	12/28/2007	Iron, DIS	0.03	Energy Lab	C07121289-001D	12/31/2007	E200.7	
Uranium One Inc.	M-8	12/28/2007	Lead, DIS	0.001	Energy Lab	C07121289-001D	12/31/2007	E200.8	
Uranium One Inc.	M-8	12/28/2007	Magnesium, DIS	3	Energy Lab	C07121289-001D	12/31/2007	E200.7	
Uranium One Inc.	M-8	12/28/2007	Manganese, DIS	-0.01	Energy Lab	C07121289-001D	12/31/2007	E200.8	
Uranium One Inc.	M-8	12/28/2007	Mercury, DIS	-0.001	Energy Lab	C07121289-001D	12/31/2007	E200.8	
Uranium One Inc.	M-8	12/28/2007	Molybdenum, DIS	-0.1	Energy Lab	C07121289-001D	12/31/2007	E200.8	
Uranium One Inc.	M-8	12/28/2007	Nickel, DIS	-0.05	Energy Lab	C07121289-001D	12/31/2007	E200.8	
Uranium One Inc.	M-8	12/28/2007	Potassium, DIS	6	Energy Lab	C07121289-001D	12/31/2007	E200.7	
Uranium One Inc.	M-8	12/28/2007	Selenium, DIS	-0.001	Energy Lab	C07121289-001D	12/31/2007	E200.8	
Uranium One Inc.	M-8	12/28/2007	Silica, DIS	20.7	Energy Lab	C07121289-001D	12/31/2007	E200.7	
Uranium One Inc.	M-8	12/28/2007	Sodium, DIS	26	Energy Lab	C07121289-001D	12/31/2007	E200.7	
Uranium One Inc.	M-8	12/28/2007	Uranium, DIS	0.0015	Energy Lab	C07121289-001D	12/31/2007	E200.8	
Uranium One Inc.	M-8	12/28/2007	Vanadium, DIS	-0.1	Energy Lab	C07121289-001D	12/31/2007	E200.8	
Uranium One Inc.	M-8	12/28/2007	Zinc, DIS	-0.01	Energy Lab	C07121289-001D	12/31/2007	E200.8	
Uranium One Inc.	M-8	12/28/2007	Gross Alpha, DIS	10.8	Energy Lab	C07121289-001E	12/31/2007	E900.0	
Uranium One Inc.	M-8	12/28/2007	Gross Beta, DIS	14.1	Energy Lab	C07121289-001E	12/31/2007	E900.0	
Uranium One Inc.	M-8	12/28/2007	Radium 226, DIS	4.1	Energy Lab	C07121289-001E	12/31/2007	E903.0	
Uranium One Inc.	M-8	12/28/2007	Radium 228, DIS	4.3	Energy Lab	C07121289-001E	12/31/2007	RA-05	
Uranium One Inc.	M-8	4/3/2008	A/C Balance (± 5), DIS	0.804	Energy Lab	C08040246-003A	4/4/2008	Calculation	
Uranium One Inc.	M-8	4/3/2008	Anions, DIS	2.59	Energy Lab	C08040246-003A	4/4/2008	Calculation	
Uranium One Inc.	M-8	4/3/2008	Bicarbonate as HCO3, DIS	111	Energy Lab	C08040246-003A	4/4/2008	A2320 B	
Uranium One Inc.	M-8	4/3/2008	Carbonate as CO3, DIS	-1	Energy Lab	C08040246-003A	4/4/2008	A2320 B	
Uranium One Inc.	M-8	4/3/2008	Cations, DIS	2.55	Energy Lab	C08040246-003A	4/4/2008	Calculation	
Uranium One Inc.	M-8	4/3/2008	Chloride, DIS	5	Energy Lab	C08040246-003A	4/4/2008	A4500-Cl B	
Uranium One Inc.	M-8	4/3/2008	Conductivity, DIS	236	Energy Lab	C08040246-003A	4/4/2008	A2510 B	
Uranium One Inc.	M-8	4/3/2008	Fluoride, DIS	0.2	Energy Lab	C08040246-003A	4/4/2008	A4500-F C	
Uranium One Inc.	M-8	4/3/2008	pH, DIS	8.41	Energy Lab	C08040246-003A	4/4/2008	A4500-H B	
Uranium One Inc.	M-8	4/3/2008	Solids, Total Dissolved Calculated, DIS	164	Energy Lab	C08040246-003A	4/4/2008	Calculation	
Uranium One Inc.	M-8	4/3/2008	Solids, Total Dissolved TDS @ 180 C, DIS	157	Energy Lab	C08040246-003A	4/4/2008	A2540 C	

Uranium One Inc.	M-8	4/3/2008	Sulfate, DIS	30	Energy Lab	C08040246-003A	4/4/2008	A4500-SO4 E	
Uranium One Inc.	M-8	4/3/2008	TDS Balance (0.80 - 1.20), DIS	0.96	Energy Lab	C08040246-003A	4/4/2008	Calculation	
Uranium One Inc.	M-8	4/3/2008	Nitrogen, Ammonia as N, DIS	-0.05	Energy Lab	C08040246-003B	4/4/2008	A4500-NH3 G	
Uranium One Inc.	M-8	4/3/2008	Nitrogen, Nitrate+Nitrite as N, DIS	-0.1	Energy Lab	C08040246-003B	4/4/2008	E353.2	
Uranium One Inc.	M-8	4/3/2008	Iron, TOT	-0.03	Energy Lab	C08040246-003C	4/4/2008	E200.7	
Uranium One Inc.	M-8	4/3/2008	Manganese, TOT	-0.01	Energy Lab	C08040246-003C	4/4/2008	E200.7	
Uranium One Inc.	M-8	4/3/2008	Aluminum, DIS	-0.1	Energy Lab	C08040246-003D	4/4/2008	E200.7	
Uranium One Inc.	M-8	4/3/2008	Arsenic, DIS	0.014	Energy Lab	C08040246-003D	4/4/2008	E200.8	
Uranium One Inc.	M-8	4/3/2008	Barium, DIS	-0.1	Energy Lab	C08040246-003D	4/4/2008	E200.7	
Uranium One Inc.	M-8	4/3/2008	Boron, DIS	-0.1	Energy Lab	C08040246-003D	4/4/2008	E200.7	
Uranium One Inc.	M-8	4/3/2008	Cadmium, DIS	-0.005	Energy Lab	C08040246-003D	4/4/2008	E200.8	
Uranium One Inc.	M-8	4/3/2008	Calcium, DIS	24	Energy Lab	C08040246-003D	4/4/2008	E200.7	
Uranium One Inc.	M-8	4/3/2008	Chromium, DIS	-0.05	Energy Lab	C08040246-003D	4/4/2008	E200.7	
Uranium One Inc.	M-8	4/3/2008	Copper, DIS	-0.01	Energy Lab	C08040246-003D	4/4/2008	E200.7	
Uranium One Inc.	M-8	4/3/2008	Iron, DIS	-0.03	Energy Lab	C08040246-003D	4/4/2008	E200.7	
Uranium One Inc.	M-8	4/3/2008	Lead, DIS	-0.001	Energy Lab	C08040246-003D	4/4/2008	E200.8	
Uranium One Inc.	M-8	4/3/2008	Magnesium, DIS	2	Energy Lab	C08040246-003D	4/4/2008	E200.7	
Uranium One Inc.	M-8	4/3/2008	Manganese, DIS	-0.01	Energy Lab	C08040246-003D	4/4/2008	E200.7	
Uranium One Inc.	M-8	4/3/2008	Mercury, DIS	-0.001	Energy Lab	C08040246-003D	4/4/2008	E200.8	
Uranium One Inc.	M-8	4/3/2008	Molybdenum, DIS	-0.1	Energy Lab	C08040246-003D	4/4/2008	E200.7	
Uranium One Inc.	M-8	4/3/2008	Nickel, DIS	-0.05	Energy Lab	C08040246-003D	4/4/2008	E200.8	
Uranium One Inc.	M-8	4/3/2008	Potassium, DIS	4	Energy Lab	C08040246-003D	4/4/2008	E200.7	
Uranium One Inc.	M-8	4/3/2008	Selenium, DIS	-0.001	Energy Lab	C08040246-003D	4/4/2008	E200.8	
Uranium One Inc.	M-8	4/3/2008	Silica, DIS	18.8	Energy Lab	C08040246-003D	4/4/2008	E200.7	
Uranium One Inc.	M-8	4/3/2008	Sodium, DIS	25	Energy Lab	C08040246-003D	4/4/2008	E200.7	
Uranium One Inc.	M-8	4/3/2008	Uranium, DIS	0.0023	Energy Lab	C08040246-003D	4/4/2008	E200.8	
Uranium One Inc.	M-8	4/3/2008	Vanadium, DIS	-0.1	Energy Lab	C08040246-003D	4/4/2008	E200.7	
Uranium One Inc.	M-8	4/3/2008	Zinc, DIS	-0.01	Energy Lab	C08040246-003D	4/4/2008	E200.7	
Uranium One Inc.	M-8	4/3/2008	Gross Alpha, DIS	11.2	Energy Lab	C08040246-003E	4/4/2008	E900.0	
Uranium One Inc.	M-8	4/3/2008	Gross Alpha MDC, DIS	1.4	Energy Lab	C08040246-003E	4/4/2008	E900.0	
Uranium One Inc.	M-8	4/3/2008	Gross Beta, DIS	10.7	Energy Lab	C08040246-003E	4/4/2008	E900.0	
Uranium One Inc.	M-8	4/3/2008	Gross Beta MDC, DIS	2.7	Energy Lab	C08040246-003E	4/4/2008	E900.0	
Uranium One Inc.	M-8	4/3/2008	Lead 210, DIS	14.8	Energy Lab	C08040246-003E	4/4/2008	E909.0M	
Uranium One Inc.	M-8	4/3/2008	Polonium 210, DIS	1.1	Energy Lab	C08040246-003E	4/4/2008	RMO-3008	
Uranium One Inc.	M-8	4/3/2008	Radium 226, DIS	2.3	Energy Lab	C08040246-003E	4/4/2008	E903.0	
Uranium One Inc.	M-8	4/3/2008	Radium 226 MDC, DIS	0.21	Energy Lab	C08040246-003E	4/4/2008	E903.0	
Uranium One Inc.	M-8	4/3/2008	Radium 228, DIS	3.7	Energy Lab	C08040246-003E	4/4/2008	RA-05	
Uranium One Inc.	M-8	4/3/2008	Radium 228 MDC, DIS	1.1	Energy Lab	C08040246-003E	4/4/2008	RA-05	
Uranium One Inc.	M-8	4/3/2008	Thorium 230, DIS	0	Energy Lab	C08040246-003E	4/4/2008	E907.0	
Uranium One Inc.	M-8	4/3/2008	Lead 210, SUS	10.3	Energy Lab	C08040246-003F	4/4/2008	E909.0M	
Uranium One Inc.	M-8	4/3/2008	Polonium 210, SUS	0.6	Energy Lab	C08040246-003F	4/4/2008	RMO-3008	
Uranium One Inc.	M-8	4/3/2008	Radium 226, SUS	0.6	Energy Lab	C08040246-003F	4/4/2008	E903.0	
Uranium One Inc.	M-8	4/3/2008	Radium 226 MDC, SUS	0.2	Energy Lab	C08040246-003F	4/4/2008	E903.0	
Uranium One Inc.	M-8	4/3/2008	Thorium 230, SUS	0.2	Energy Lab	C08040246-003F	4/4/2008	E907.0	
Uranium One Inc.	M-8	4/3/2008	Uranium, SUS	0.0008	Energy Lab	C08040246-003F	4/4/2008	E200.8	
Uranium One Inc.	M-9	12/28/2007	A/C Balance (± 5), DIS	1.58	Energy Lab	C07121289-002A	12/31/2007	Calculation	
Uranium One Inc.	M-9	12/28/2007	Anions, DIS	4.39	Energy Lab	C07121289-002A	12/31/2007	Calculation	
Uranium One Inc.	M-9	12/28/2007	Bicarbonate as HCO3, DIS	149	Energy Lab	C07121289-002A	12/31/2007	A2320 B	
Uranium One Inc.	M-9	12/28/2007	Carbonate as CO3, DIS	-1	Energy Lab	C07121289-002A	12/31/2007	A2320 B	
Uranium One Inc.	M-9	12/28/2007	Cations, DIS	4.53	Energy Lab	C07121289-002A	12/31/2007	Calculation	
Uranium One Inc.	M-9	12/28/2007	Chloride, DIS	5	Energy Lab	C07121289-002A	12/31/2007	A4500-Cl B	
Uranium One Inc.	M-9	12/28/2007	Conductivity, DIS	424	Energy Lab	C07121289-002A	12/31/2007	A2510 B	
Uranium One Inc.	M-9	12/28/2007	Fluoride, DIS	0.2	Energy Lab	C07121289-002A	12/31/2007	A4500-F C	
Uranium One Inc.	M-9	12/28/2007	pH, DIS	8.14	Energy Lab	C07121289-002A	12/31/2007	A4500-H B	
Uranium One Inc.	M-9	12/28/2007	Solids, Total Dissolved Calculated, DIS	276	Energy Lab	C07121289-002A	12/31/2007	Calculation	

Uranium One Inc.	M-9	12/28/2007	Solids, Total Dissolved TDS @ 180 C, DIS	278	Energy Lab	C07121289-002A	12/31/2007	A2540 C	
Uranium One Inc.	M-9	12/28/2007	Sulfate, DIS	86	Energy Lab	C07121289-002A	12/31/2007	A4500-SO4 E	
Uranium One Inc.	M-9	12/28/2007	TDS Balance (0.80 - 1.20), DIS	1.01	Energy Lab	C07121289-002A	12/31/2007	Calculation	
Uranium One Inc.	M-9	12/28/2007	Nitrogen, Ammonia as N, DIS	0.1	Energy Lab	C07121289-002B	12/31/2007	A4500-NH3 G	
Uranium One Inc.	M-9	12/28/2007	Nitrogen, Nitrate+Nitrite as N, DIS	-0.1	Energy Lab	C07121289-002B	12/31/2007	E353.2	
Uranium One Inc.	M-9	12/28/2007	Iron, TOT	-0.03	Energy Lab	C07121289-002C	12/31/2007	E200.7	
Uranium One Inc.	M-9	12/28/2007	Manganese, TOT	-0.01	Energy Lab	C07121289-002C	12/31/2007	E200.7	
Uranium One Inc.	M-9	12/28/2007	Aluminum, DIS	-0.1	Energy Lab	C07121289-002D	12/31/2007	E200.8	
Uranium One Inc.	M-9	12/28/2007	Arsenic, DIS	0.002	Energy Lab	C07121289-002D	12/31/2007	E200.8	
Uranium One Inc.	M-9	12/28/2007	Barium, DIS	-0.1	Energy Lab	C07121289-002D	12/31/2007	E200.8	
Uranium One Inc.	M-9	12/28/2007	Boron, DIS	-0.1	Energy Lab	C07121289-002D	12/31/2007	E200.7	
Uranium One Inc.	M-9	12/28/2007	Cadmium, DIS	-0.005	Energy Lab	C07121289-002D	12/31/2007	E200.8	
Uranium One Inc.	M-9	12/28/2007	Calcium, DIS	64	Energy Lab	C07121289-002D	12/31/2007	E200.7	
Uranium One Inc.	M-9	12/28/2007	Chromium, DIS	-0.05	Energy Lab	C07121289-002D	12/31/2007	E200.8	
Uranium One Inc.	M-9	12/28/2007	Copper, DIS	-0.01	Energy Lab	C07121289-002D	12/31/2007	E200.8	
Uranium One Inc.	M-9	12/28/2007	Iron, DIS	-0.03	Energy Lab	C07121289-002D	12/31/2007	E200.7	
Uranium One Inc.	M-9	12/28/2007	Lead, DIS	0.001	Energy Lab	C07121289-002D	12/31/2007	E200.8	
Uranium One Inc.	M-9	12/28/2007	Magnesium, DIS	4	Energy Lab	C07121289-002D	12/31/2007	E200.7	
Uranium One Inc.	M-9	12/28/2007	Manganese, DIS	-0.01	Energy Lab	C07121289-002D	12/31/2007	E200.8	
Uranium One Inc.	M-9	12/28/2007	Mercury, DIS	-0.001	Energy Lab	C07121289-002D	12/31/2007	E200.8	
Uranium One Inc.	M-9	12/28/2007	Molybdenum, DIS	-0.1	Energy Lab	C07121289-002D	12/31/2007	E200.8	
Uranium One Inc.	M-9	12/28/2007	Nickel, DIS	-0.05	Energy Lab	C07121289-002D	12/31/2007	E200.8	
Uranium One Inc.	M-9	12/28/2007	Potassium, DIS	4	Energy Lab	C07121289-002D	12/31/2007	E200.7	
Uranium One Inc.	M-9	12/28/2007	Selenium, DIS	-0.001	Energy Lab	C07121289-002D	12/31/2007	E200.8	
Uranium One Inc.	M-9	12/28/2007	Silica, DIS	18.5	Energy Lab	C07121289-002D	12/31/2007	E200.7	
Uranium One Inc.	M-9	12/28/2007	Sodium, DIS	21	Energy Lab	C07121289-002D	12/31/2007	E200.7	
Uranium One Inc.	M-9	12/28/2007	Uranium, DIS	0.0208	Energy Lab	C07121289-002D	12/31/2007	E200.8	
Uranium One Inc.	M-9	12/28/2007	Vanadium, DIS	-0.1	Energy Lab	C07121289-002D	12/31/2007	E200.8	
Uranium One Inc.	M-9	12/28/2007	Zinc, DIS	0.01	Energy Lab	C07121289-002D	12/31/2007	E200.8	
Uranium One Inc.	M-9	12/28/2007	Gross Alpha, DIS	28.9	Energy Lab	C07121289-002E	12/31/2007	E900.0	
Uranium One Inc.	M-9	12/28/2007	Gross Beta, DIS	18.9	Energy Lab	C07121289-002E	12/31/2007	E900.0	
Uranium One Inc.	M-9	12/28/2007	Radium 226, DIS	6.1	Energy Lab	C07121289-002E	12/31/2007	E903.0	
Uranium One Inc.	M-9	12/28/2007	Radium 228, DIS	6.8	Energy Lab	C07121289-002E	12/31/2007	RA-05	
Uranium One Inc.	M-9	3/28/2008	A/C Balance (± 5), DIS	0.413	Energy Lab	C08031238-001A	3/29/2008	Calculation	
Uranium One Inc.	M-9	3/28/2008	Anions, DIS	4.48	Energy Lab	C08031238-001A	3/29/2008	Calculation	
Uranium One Inc.	M-9	3/28/2008	Bicarbonate as HCO3, DIS	150	Energy Lab	C08031238-001A	3/29/2008	A2320 B	
Uranium One Inc.	M-9	3/28/2008	Carbonate as CO3, DIS	-1	Energy Lab	C08031238-001A	3/29/2008	A2320 B	
Uranium One Inc.	M-9	3/28/2008	Cations, DIS	4.51	Energy Lab	C08031238-001A	3/29/2008	Calculation	
Uranium One Inc.	M-9	3/28/2008	Chloride, DIS	5	Energy Lab	C08031238-001A	3/29/2008	A4500-Cl B	
Uranium One Inc.	M-9	3/28/2008	Conductivity, DIS	411	Energy Lab	C08031238-001A	3/29/2008	A2510 B	
Uranium One Inc.	M-9	3/28/2008	Fluoride, DIS	0.2	Energy Lab	C08031238-001A	3/29/2008	A4500-F C	
Uranium One Inc.	M-9	3/28/2008	pH, DIS	8.27	Energy Lab	C08031238-001A	3/29/2008	A4500-H B	
Uranium One Inc.	M-9	3/28/2008	Solids, Total Dissolved Calculated, DIS	281	Energy Lab	C08031238-001A	3/29/2008	Calculation	
Uranium One Inc.	M-9	3/28/2008	Solids, Total Dissolved TDS @ 180 C, DIS	294	Energy Lab	C08031238-001A	3/29/2008	A2540 C	
Uranium One Inc.	M-9	3/28/2008	Sulfate, DIS	90	Energy Lab	C08031238-001A	3/29/2008	A4500-SO4 E	
Uranium One Inc.	M-9	3/28/2008	TDS Balance (0.80 - 1.20), DIS	1.05	Energy Lab	C08031238-001A	3/29/2008	Calculation	
Uranium One Inc.	M-9	3/28/2008	Nitrogen, Ammonia as N, DIS	-0.05	Energy Lab	C08031238-001B	3/29/2008	A4500-NH3 G	
Uranium One Inc.	M-9	3/28/2008	Nitrogen, Nitrate+Nitrite as N, DIS	-0.1	Energy Lab	C08031238-001B	3/29/2008	E353.2	
Uranium One Inc.	M-9	3/28/2008	Iron, TOT	-0.03	Energy Lab	C08031238-001C	3/29/2008	E200.7	
Uranium One Inc.	M-9	3/28/2008	Manganese, TOT	-0.01	Energy Lab	C08031238-001C	3/29/2008	E200.7	
Uranium One Inc.	M-9	3/28/2008	Aluminum, DIS	-0.1	Energy Lab	C08031238-001D	3/29/2008	E200.7	
Uranium One Inc.	M-9	3/28/2008	Arsenic, DIS	0.003	Energy Lab	C08031238-001D	3/29/2008	E200.8	
Uranium One Inc.	M-9	3/28/2008	Barium, DIS	-0.1	Energy Lab	C08031238-001D	3/29/2008	E200.8	
Uranium One Inc.	M-9	3/28/2008	Boron, DIS	-0.1	Energy Lab	C08031238-001D	3/29/2008	E200.7	
Uranium One Inc.	M-9	3/28/2008	Cadmium, DIS	-0.005	Energy Lab	C08031238-001D	3/29/2008	E200.8	

Uranium One Inc.	M-9	3/28/2008	Calcium, DIS	65	Energy Lab	C08031238-001D	3/29/2008	E200.7	
Uranium One Inc.	M-9	3/28/2008	Chromium, DIS	-0.05	Energy Lab	C08031238-001D	3/29/2008	E200.7	
Uranium One Inc.	M-9	3/28/2008	Copper, DIS	-0.01	Energy Lab	C08031238-001D	3/29/2008	E200.7	
Uranium One Inc.	M-9	3/28/2008	Iron, DIS	-0.03	Energy Lab	C08031238-001D	3/29/2008	E200.7	
Uranium One Inc.	M-9	3/28/2008	Lead, DIS	-0.001	Energy Lab	C08031238-001D	3/29/2008	E200.8	
Uranium One Inc.	M-9	3/28/2008	Magnesium, DIS	2	Energy Lab	C08031238-001D	3/29/2008	E200.7	
Uranium One Inc.	M-9	3/28/2008	Manganese, DIS	-0.01	Energy Lab	C08031238-001D	3/29/2008	E200.7	
Uranium One Inc.	M-9	3/28/2008	Mercury, DIS	-0.001	Energy Lab	C08031238-001D	3/29/2008	E200.8	
Uranium One Inc.	M-9	3/28/2008	Molybdenum, DIS	-0.1	Energy Lab	C08031238-001D	3/29/2008	E200.7	
Uranium One Inc.	M-9	3/28/2008	Nickel, DIS	-0.05	Energy Lab	C08031238-001D	3/29/2008	E200.8	
Uranium One Inc.	M-9	3/28/2008	Potassium, DIS	5	Energy Lab	C08031238-001D	3/29/2008	E200.7	
Uranium One Inc.	M-9	3/28/2008	Selenium, DIS	-0.001	Energy Lab	C08031238-001D	3/29/2008	E200.8	
Uranium One Inc.	M-9	3/28/2008	Silica, DIS	17.7	Energy Lab	C08031238-001D	3/29/2008	E200.7	
Uranium One Inc.	M-9	3/28/2008	Sodium, DIS	23	Energy Lab	C08031238-001D	3/29/2008	E200.7	
Uranium One Inc.	M-9	3/28/2008	Uranium, DIS	0.016	Energy Lab	C08031238-001D	3/29/2008	E200.8	
Uranium One Inc.	M-9	3/28/2008	Vanadium, DIS	-0.1	Energy Lab	C08031238-001D	3/29/2008	E200.7	
Uranium One Inc.	M-9	3/28/2008	Zinc, DIS	-0.01	Energy Lab	C08031238-001D	3/29/2008	E200.7	
Uranium One Inc.	M-9	3/28/2008	Gross Alpha, DIS	20.6	Energy Lab	C08031238-001E	3/29/2008	E900.0	
Uranium One Inc.	M-9	3/28/2008	Gross Alpha MDC, DIS	2.1	Energy Lab	C08031238-001E	3/29/2008	E900.0	
Uranium One Inc.	M-9	3/28/2008	Gross Beta, DIS	20.3	Energy Lab	C08031238-001E	3/29/2008	E900.0	
Uranium One Inc.	M-9	3/28/2008	Gross Beta MDC, DIS	2.6	Energy Lab	C08031238-001E	3/29/2008	E900.0	
Uranium One Inc.	M-9	3/28/2008	Lead 210, DIS	19.6	Energy Lab	C08031238-001E	3/29/2008	E909.0M	
Uranium One Inc.	M-9	3/28/2008	Polonium 210, DIS	2.3	Energy Lab	C08031238-001E	3/29/2008	RMO-3008	
Uranium One Inc.	M-9	3/28/2008	Radium 226, DIS	5.2	Energy Lab	C08031238-001E	3/29/2008	E903.0	
Uranium One Inc.	M-9	3/28/2008	Radium 226 MDC, DIS	0.08	Energy Lab	C08031238-001E	3/29/2008	E903.0	
Uranium One Inc.	M-9	3/28/2008	Radium 228, DIS	6.8	Energy Lab	C08031238-001E	3/29/2008	RA-05	
Uranium One Inc.	M-9	3/28/2008	Radium 228 MDC, DIS	1.1	Energy Lab	C08031238-001E	3/29/2008	RA-05	
Uranium One Inc.	M-9	3/28/2008	Thorium 230, DIS	0.5	Energy Lab	C08031238-001E	3/29/2008	E907.0	
Uranium One Inc.	M-9	3/28/2008	Lead 210, SUS	4.9	Energy Lab	C08031238-001F	3/29/2008	E909.0M	
Uranium One Inc.	M-9	3/28/2008	Polonium 210, SUS	2.2	Energy Lab	C08031238-001F	3/29/2008	RMO-3008	
Uranium One Inc.	M-9	3/28/2008	Radium 226, SUS	0.8	Energy Lab	C08031238-001F	3/29/2008	E903.0	
Uranium One Inc.	M-9	3/28/2008	Radium 226 MDC, SUS	0.4	Energy Lab	C08031238-001F	3/29/2008	E903.0	
Uranium One Inc.	M-9	3/28/2008	Thorium 230, SUS	0.8	Energy Lab	C08031238-001F	3/29/2008	E907.0	
Uranium One Inc.	M-9	3/28/2008	Uranium, SUS	0.0016	Energy Lab	C08031238-001F	3/29/2008	E200.8	
Uranium One Inc.	M-10	4/7/2008	A/C Balance (± 5), DIS	10.5	Energy Lab	C08040387-005A	4/8/2008	Calculation	
Uranium One Inc.	M-10	4/7/2008	Anions, DIS	3.11	Energy Lab	C08040387-005A	4/8/2008	Calculation	
Uranium One Inc.	M-10	4/7/2008	Bicarbonate as HCO3, DIS	115	Energy Lab	C08040387-005A	4/8/2008	A2320 B	
Uranium One Inc.	M-10	4/7/2008	Carbonate as CO3, DIS	-1	Energy Lab	C08040387-005A	4/8/2008	A2320 B	
Uranium One Inc.	M-10	4/7/2008	Cations, DIS	3.84	Energy Lab	C08040387-005A	4/8/2008	Calculation	
Uranium One Inc.	M-10	4/7/2008	Chloride, DIS	-1	Energy Lab	C08040387-005A	4/8/2008	A4500-Cl B	
Uranium One Inc.	M-10	4/7/2008	Conductivity, DIS	328	Energy Lab	C08040387-005A	4/8/2008	A2510 B	
Uranium One Inc.	M-10	4/7/2008	Fluoride, DIS	0.1	Energy Lab	C08040387-005A	4/8/2008	A4500-F C	
Uranium One Inc.	M-10	4/7/2008	pH, DIS	7.67	Energy Lab	C08040387-005A	4/8/2008	A4500-H B	
Uranium One Inc.	M-10	4/7/2008	Solids, Total Dissolved Calculated, DIS	208	Energy Lab	C08040387-005A	4/8/2008	Calculation	
Uranium One Inc.	M-10	4/7/2008	Solids, Total Dissolved TDS @ 180 C, DIS	202	Energy Lab	C08040387-005A	4/8/2008	A2540 C	
Uranium One Inc.	M-10	4/7/2008	Sulfate, DIS	58	Energy Lab	C08040387-005A	4/8/2008	A4500-SO4 E	
Uranium One Inc.	M-10	4/7/2008	TDS Balance (0.80 - 1.20), DIS	0.97	Energy Lab	C08040387-005A	4/8/2008	Calculation	
Uranium One Inc.	M-10	4/7/2008	Nitrogen, Ammonia as N, DIS	0.1	Energy Lab	C08040387-005B	4/8/2008	E350.1	
Uranium One Inc.	M-10	4/7/2008	Nitrogen, Nitrate+Nitrite as N, DIS	-0.05	Energy Lab	C08040387-005B	4/8/2008	E353.2	
Uranium One Inc.	M-10	4/7/2008	Iron, TOT	2.77	Energy Lab	C08040387-005C	4/8/2008	E200.7	
Uranium One Inc.	M-10	4/7/2008	Manganese, TOT	0.06	Energy Lab	C08040387-005C	4/8/2008	E200.7	
Uranium One Inc.	M-10	4/7/2008	Aluminum, DIS	-0.1	Energy Lab	C08040387-005D	4/8/2008	E200.8	
Uranium One Inc.	M-10	4/7/2008	Arsenic, DIS	-0.001	Energy Lab	C08040387-005D	4/8/2008	E200.8	
Uranium One Inc.	M-10	4/7/2008	Barium, DIS	-0.1	Energy Lab	C08040387-005D	4/8/2008	E200.8	
Uranium One Inc.	M-10	4/7/2008	Boron, DIS	-0.1	Energy Lab	C08040387-005D	4/8/2008	E200.7	

Uranium One Inc.	M-10	4/7/2008	Cadmium, DIS	-0.005	Energy Lab	C08040387-005D	4/8/2008	E200.8	
Uranium One Inc.	M-10	4/7/2008	Calcium, DIS	56	Energy Lab	C08040387-005D	4/8/2008	E200.7	
Uranium One Inc.	M-10	4/7/2008	Chromium, DIS	-0.05	Energy Lab	C08040387-005D	4/8/2008	E200.8	
Uranium One Inc.	M-10	4/7/2008	Copper, DIS	-0.01	Energy Lab	C08040387-005D	4/8/2008	E200.8	
Uranium One Inc.	M-10	4/7/2008	Iron, DIS	-0.03	Energy Lab	C08040387-005D	4/8/2008	E200.7	
Uranium One Inc.	M-10	4/7/2008	Lead, DIS	-0.001	Energy Lab	C08040387-005D	4/8/2008	E200.8	
Uranium One Inc.	M-10	4/7/2008	Magnesium, DIS	5	Energy Lab	C08040387-005D	4/8/2008	E200.7	
Uranium One Inc.	M-10	4/7/2008	Manganese, DIS	0.06	Energy Lab	C08040387-005D	4/8/2008	E200.8	
Uranium One Inc.	M-10	4/7/2008	Mercury, DIS	-0.001	Energy Lab	C08040387-005D	4/8/2008	E200.8	
Uranium One Inc.	M-10	4/7/2008	Molybdenum, DIS	-0.1	Energy Lab	C08040387-005D	4/8/2008	E200.8	
Uranium One Inc.	M-10	4/7/2008	Nickel, DIS	-0.05	Energy Lab	C08040387-005D	4/8/2008	E200.8	
Uranium One Inc.	M-10	4/7/2008	Potassium, DIS	2	Energy Lab	C08040387-005D	4/8/2008	E200.7	
Uranium One Inc.	M-10	4/7/2008	Selenium, DIS	-0.001	Energy Lab	C08040387-005D	4/8/2008	E200.8	
Uranium One Inc.	M-10	4/7/2008	Silica, DIS	16.3	Energy Lab	C08040387-005D	4/8/2008	E200.7	
Uranium One Inc.	M-10	4/7/2008	Sodium, DIS	14	Energy Lab	C08040387-005D	4/8/2008	E200.7	
Uranium One Inc.	M-10	4/7/2008	Uranium, DIS	0.0313	Energy Lab	C08040387-005D	4/8/2008	E200.8	
Uranium One Inc.	M-10	4/7/2008	Vanadium, DIS	-0.1	Energy Lab	C08040387-005D	4/8/2008	E200.8	
Uranium One Inc.	M-10	4/7/2008	Zinc, DIS	-0.01	Energy Lab	C08040387-005D	4/8/2008	E200.8	
Uranium One Inc.	M-10	4/7/2008	Gross Alpha, DIS	64.6	Energy Lab	C08040387-005E	4/8/2008	E900.0	
Uranium One Inc.	M-10	4/7/2008	Gross Alpha MDC, DIS	1.2	Energy Lab	C08040387-005E	4/8/2008	E900.0	
Uranium One Inc.	M-10	4/7/2008	Gross Beta, DIS	21	Energy Lab	C08040387-005E	4/8/2008	E900.0	
Uranium One Inc.	M-10	4/7/2008	Gross Beta MDC, DIS	2.4	Energy Lab	C08040387-005E	4/8/2008	E900.0	
Uranium One Inc.	M-10	4/7/2008	Lead 210, DIS	-3.6	Energy Lab	C08040387-005E	4/8/2008	E909.0M	Value is a negative value, not a limit
Uranium One Inc.	M-10	4/7/2008	Polonium 210, DIS	0.9	Energy Lab	C08040387-005E	4/8/2008	RMO-3008	
Uranium One Inc.	M-10	4/7/2008	Radium 226, DIS	13.2	Energy Lab	C08040387-005E	4/8/2008	E903.0	
Uranium One Inc.	M-10	4/7/2008	Radium 226 MDC, DIS	0.17	Energy Lab	C08040387-005E	4/8/2008	E903.0	
Uranium One Inc.	M-10	4/7/2008	Radium 228, DIS	3	Energy Lab	C08040387-005E	4/8/2008	RA-05	
Uranium One Inc.	M-10	4/7/2008	Radium 228 MDC, DIS	1	Energy Lab	C08040387-005E	4/8/2008	RA-05	
Uranium One Inc.	M-10	4/7/2008	Thorium 230, DIS	0	Energy Lab	C08040387-005E	4/8/2008	E907.0	
Uranium One Inc.	M-10	4/7/2008	Lead 210, SUS	0	Energy Lab	C08040387-005F	4/8/2008	E909.0M	
Uranium One Inc.	M-10	4/7/2008	Polonium 210, SUS	2.1	Energy Lab	C08040387-005F	4/8/2008	RMO-3008	
Uranium One Inc.	M-10	4/7/2008	Radium 226, SUS	2.2	Energy Lab	C08040387-005F	4/8/2008	E903.0	
Uranium One Inc.	M-10	4/7/2008	Radium 226 MDC, SUS	0.7	Energy Lab	C08040387-005F	4/8/2008	E903.0	
Uranium One Inc.	M-10	4/7/2008	Thorium 230, SUS	0.4	Energy Lab	C08040387-005F	4/8/2008	E907.0	
Uranium One Inc.	M-10	4/7/2008	Uranium, SUS	0.0007	Energy Lab	C08040387-005F	4/8/2008	E200.8	
Energy Metals Corp.	M-10	11/27/2007	A/C Balance (± 5), DIS	1.64	Energy Lab	C07111109-001A	11/28/2007	Calculation	
Energy Metals Corp.	M-10	11/27/2007	Anions, DIS	3.19	Energy Lab	C07111109-001A	11/28/2007	Calculation	
Energy Metals Corp.	M-10	11/27/2007	Bicarbonate as HCO3, DIS	120	Energy Lab	C07111109-001A	11/28/2007	A2320 B	
Energy Metals Corp.	M-10	11/27/2007	Carbonate as CO3, DIS	-1	Energy Lab	C07111109-001A	11/28/2007	A2320 B	
Energy Metals Corp.	M-10	11/27/2007	Cations, DIS	3.09	Energy Lab	C07111109-001A	11/28/2007	Calculation	
Energy Metals Corp.	M-10	11/27/2007	Chloride, DIS	-1	Energy Lab	C07111109-001A	11/28/2007	A4500-Cl B	
Energy Metals Corp.	M-10	11/27/2007	Conductivity, DIS	330	Energy Lab	C07111109-001A	11/28/2007	A2510 B	
Energy Metals Corp.	M-10	11/27/2007	Fluoride, DIS	0.1	Energy Lab	C07111109-001A	11/28/2007	A4500-F C	
Energy Metals Corp.	M-10	11/27/2007	pH, DIS	7.69	Energy Lab	C07111109-001A	11/28/2007	A4500-H B	
Energy Metals Corp.	M-10	11/27/2007	Solids, Total Dissolved Calculated, DIS	197	Energy Lab	C07111109-001A	11/28/2007	Calculation	
Energy Metals Corp.	M-10	11/27/2007	Solids, Total Dissolved TDS @ 180 C, DIS	208	Energy Lab	C07111109-001A	11/28/2007	A2540 C	
Energy Metals Corp.	M-10	11/27/2007	Sulfate, DIS	59	Energy Lab	C07111109-001A	11/28/2007	A4500-SO4 E	
Energy Metals Corp.	M-10	11/27/2007	TDS Balance (0.80 - 1.20), DIS	1.06	Energy Lab	C07111109-001A	11/28/2007	Calculation	
Energy Metals Corp.	M-10	11/27/2007	Nitrogen, Ammonia as N, DIS	0.11	Energy Lab	C07111109-001B	11/28/2007	A4500-NH3 G	
Energy Metals Corp.	M-10	11/27/2007	Nitrogen, Nitrate+Nitrite as N, DIS	-0.1	Energy Lab	C07111109-001B	11/28/2007	E353.2	
Energy Metals Corp.	M-10	11/27/2007	Iron, TOT	2.89	Energy Lab	C07111109-001C	11/28/2007	E200.7	
Energy Metals Corp.	M-10	11/27/2007	Manganese, TOT	0.04	Energy Lab	C07111109-001C	11/28/2007	E200.7	
Energy Metals Corp.	M-10	11/27/2007	Aluminum, DIS	-0.1	Energy Lab	C07111109-001D	11/28/2007	E200.8	
Energy Metals Corp.	M-10	11/27/2007	Arsenic, DIS	-0.001	Energy Lab	C07111109-001D	11/28/2007	E200.8	
Energy Metals Corp.	M-10	11/27/2007	Barium, DIS	-0.1	Energy Lab	C07111109-001D	11/28/2007	E200.8	

Energy Metals Corp.	M-10	11/27/2007	Boron, DIS	-0.1	Energy Lab	C07111109-001D	11/28/2007	E200.7	
Energy Metals Corp.	M-10	11/27/2007	Cadmium, DIS	-0.005	Energy Lab	C07111109-001D	11/28/2007	E200.8	
Energy Metals Corp.	M-10	11/27/2007	Calcium, DIS	44	Energy Lab	C07111109-001D	11/28/2007	E200.7	
Energy Metals Corp.	M-10	11/27/2007	Chromium, DIS	-0.05	Energy Lab	C07111109-001D	11/28/2007	E200.8	
Energy Metals Corp.	M-10	11/27/2007	Copper, DIS	-0.01	Energy Lab	C07111109-001D	11/28/2007	E200.8	
Energy Metals Corp.	M-10	11/27/2007	Iron, DIS	0.68	Energy Lab	C07111109-001D	11/28/2007	E200.7	
Energy Metals Corp.	M-10	11/27/2007	Lead, DIS	-0.001	Energy Lab	C07111109-001D	11/28/2007	E200.8	
Energy Metals Corp.	M-10	11/27/2007	Magnesium, DIS	3	Energy Lab	C07111109-001D	11/28/2007	E200.7	
Energy Metals Corp.	M-10	11/27/2007	Manganese, DIS	0.04	Energy Lab	C07111109-001D	11/28/2007	E200.8	
Energy Metals Corp.	M-10	11/27/2007	Mercury, DIS	-0.001	Energy Lab	C07111109-001D	11/28/2007	E200.8	
Energy Metals Corp.	M-10	11/27/2007	Molybdenum, DIS	-0.1	Energy Lab	C07111109-001D	11/28/2007	E200.8	
Energy Metals Corp.	M-10	11/27/2007	Nickel, DIS	-0.05	Energy Lab	C07111109-001D	11/28/2007	E200.8	
Energy Metals Corp.	M-10	11/27/2007	Potassium, DIS	2	Energy Lab	C07111109-001D	11/28/2007	E200.7	
Energy Metals Corp.	M-10	11/27/2007	Selenium, DIS	-0.001	Energy Lab	C07111109-001D	11/28/2007	E200.8	
Energy Metals Corp.	M-10	11/27/2007	Silica, DIS	16	Energy Lab	C07111109-001D	11/28/2007	E200.7	
Energy Metals Corp.	M-10	11/27/2007	Sodium, DIS	11	Energy Lab	C07111109-001D	11/28/2007	E200.7	
Energy Metals Corp.	M-10	11/27/2007	Uranium, DIS	0.0305	Energy Lab	C07111109-001D	11/28/2007	E200.8	
Energy Metals Corp.	M-10	11/27/2007	Vanadium, DIS	-0.1	Energy Lab	C07111109-001D	11/28/2007	E200.8	
Energy Metals Corp.	M-10	11/27/2007	Zinc, DIS	-0.01	Energy Lab	C07111109-001D	11/28/2007	E200.8	
Energy Metals Corp.	M-10	11/27/2007	Gross Alpha, DIS	45.2	Energy Lab	C07111109-001E	11/28/2007	E900.0	
Energy Metals Corp.	M-10	11/27/2007	Gross Beta, DIS	15.1	Energy Lab	C07111109-001E	11/28/2007	E900.0	
Energy Metals Corp.	M-10	11/27/2007	Lead 210, DIS	-1	Energy Lab	C07111109-001E	11/28/2007	E909.0M	
Energy Metals Corp.	M-10	11/27/2007	Polonium 210, DIS	-1	Energy Lab	C07111109-001E	11/28/2007	RMO-3008	
Energy Metals Corp.	M-10	11/27/2007	Radium 226, DIS	14.1	Energy Lab	C07111109-001E	11/28/2007	E903.0	
Energy Metals Corp.	M-10	11/27/2007	Radium 228, DIS	-1	Energy Lab	C07111109-001E	11/28/2007	RA-05	
Energy Metals Corp.	M-10	11/27/2007	Thorium 230, DIS	-0.2	Energy Lab	C07111109-001E	11/28/2007	E907.0	
Energy Metals Corp.	M-10	11/27/2007	Lead 210, SUS	5.3	Energy Lab	C07111109-001F	11/28/2007	E909.0M	
Energy Metals Corp.	M-10	11/27/2007	Polonium 210, SUS	7.1	Energy Lab	C07111109-001F	11/28/2007	RMO-3008	
Energy Metals Corp.	M-10	11/27/2007	Radium 226, SUS	2.8	Energy Lab	C07111109-001F	11/28/2007	E903.0	
Energy Metals Corp.	M-10	11/27/2007	Thorium 230, SUS	-0.2	Energy Lab	C07111109-001F	11/28/2007	E907.0	
Energy Metals Corp.	M-10	11/27/2007	Uranium, SUS	0.0057	Energy Lab	C07111109-001F	11/28/2007	E200.8	
Uranium One Inc.	M-11	1/25/2008	A/C Balance (± 5), DIS	3.96	Energy Lab	C08011086-001A	1/25/2008	Calculation	
Uranium One Inc.	M-11	1/25/2008	Anions, DIS	3.23	Energy Lab	C08011086-001A	1/25/2008	Calculation	
Uranium One Inc.	M-11	1/25/2008	Bicarbonate as HCO3, DIS	139	Energy Lab	C08011086-001A	1/25/2008	A2320 B	
Uranium One Inc.	M-11	1/25/2008	Carbonate as CO3, DIS	-1	Energy Lab	C08011086-001A	1/25/2008	A2320 B	
Uranium One Inc.	M-11	1/25/2008	Cations, DIS	2.98	Energy Lab	C08011086-001A	1/25/2008	Calculation	
Uranium One Inc.	M-11	1/25/2008	Chloride, DIS	3	Energy Lab	C08011086-001A	1/25/2008	A4500-Cl B	
Uranium One Inc.	M-11	1/25/2008	Conductivity, DIS	280	Energy Lab	C08011086-001A	1/25/2008	A2510 B	
Uranium One Inc.	M-11	1/25/2008	Fluoride, DIS	0.1	Energy Lab	C08011086-001A	1/25/2008	A4500-F C	
Uranium One Inc.	M-11	1/25/2008	pH, DIS	7.65	Energy Lab	C08011086-001A	1/25/2008	A4500-H B	
Uranium One Inc.	M-11	1/25/2008	Solids, Total Dissolved Calculated, DIS	189	Energy Lab	C08011086-001A	1/25/2008	Calculation	
Uranium One Inc.	M-11	1/25/2008	Solids, Total Dissolved TDS @ 180 C, DIS	161	Energy Lab	C08011086-001A	1/25/2008	A2540 C	
Uranium One Inc.	M-11	1/25/2008	Sulfate, DIS	40	Energy Lab	C08011086-001A	1/25/2008	A4500-SO4 E	
Uranium One Inc.	M-11	1/25/2008	TDS Balance (0.80 - 1.20), DIS	0.85	Energy Lab	C08011086-001A	1/25/2008	Calculation	
Uranium One Inc.	M-11	1/25/2008	Iron, TOT	-0.03	Energy Lab	C08011086-001B	1/25/2008	E200.7	
Uranium One Inc.	M-11	1/25/2008	Manganese, TOT	-0.01	Energy Lab	C08011086-001B	1/25/2008	E200.7	
Uranium One Inc.	M-11	1/25/2008	Aluminum, DIS	-0.1	Energy Lab	C08011086-001C	1/25/2008	E200.8	
Uranium One Inc.	M-11	1/25/2008	Arsenic, DIS	0.005	Energy Lab	C08011086-001C	1/25/2008	E200.8	
Uranium One Inc.	M-11	1/25/2008	Barium, DIS	-0.1	Energy Lab	C08011086-001C	1/25/2008	E200.8	
Uranium One Inc.	M-11	1/25/2008	Boron, DIS	-0.1	Energy Lab	C08011086-001C	1/25/2008	E200.7	
Uranium One Inc.	M-11	1/25/2008	Cadmium, DIS	-0.005	Energy Lab	C08011086-001C	1/25/2008	E200.8	
Uranium One Inc.	M-11	1/25/2008	Calcium, DIS	41	Energy Lab	C08011086-001C	1/25/2008	E200.7	
Uranium One Inc.	M-11	1/25/2008	Chromium, DIS	-0.05	Energy Lab	C08011086-001C	1/25/2008	E200.8	
Uranium One Inc.	M-11	1/25/2008	Copper, DIS	-0.01	Energy Lab	C08011086-001C	1/25/2008	E200.8	
Uranium One Inc.	M-11	1/25/2008	Iron, DIS	-0.03	Energy Lab	C08011086-001C	1/25/2008	E200.7	

Uranium One Inc.	M-11	1/25/2008	Lead, DIS	-0.001	Energy Lab	C08011086-001C	1/25/2008	E200.8	
Uranium One Inc.	M-11	1/25/2008	Magnesium, DIS	3	Energy Lab	C08011086-001C	1/25/2008	E200.7	
Uranium One Inc.	M-11	1/25/2008	Manganese, DIS	-0.01	Energy Lab	C08011086-001C	1/25/2008	E200.8	
Uranium One Inc.	M-11	1/25/2008	Mercury, DIS	-0.001	Energy Lab	C08011086-001C	1/25/2008	E200.8	
Uranium One Inc.	M-11	1/25/2008	Molybdenum, DIS	-0.1	Energy Lab	C08011086-001C	1/25/2008	E200.8	
Uranium One Inc.	M-11	1/25/2008	Nickel, DIS	-0.05	Energy Lab	C08011086-001C	1/25/2008	E200.8	
Uranium One Inc.	M-11	1/25/2008	Potassium, DIS	2	Energy Lab	C08011086-001C	1/25/2008	E200.7	
Uranium One Inc.	M-11	1/25/2008	Selenium, DIS	0.006	Energy Lab	C08011086-001C	1/25/2008	E200.8	
Uranium One Inc.	M-11	1/25/2008	Silica, DIS	16.1	Energy Lab	C08011086-001C	1/25/2008	E200.7	
Uranium One Inc.	M-11	1/25/2008	Sodium, DIS	15	Energy Lab	C08011086-001C	1/25/2008	E200.7	
Uranium One Inc.	M-11	1/25/2008	Uranium, DIS	0.145	Energy Lab	C08011086-001C	1/25/2008	E200.8	
Uranium One Inc.	M-11	1/25/2008	Vanadium, DIS	-0.1	Energy Lab	C08011086-001C	1/25/2008	E200.8	
Uranium One Inc.	M-11	1/25/2008	Zinc, DIS	-0.01	Energy Lab	C08011086-001C	1/25/2008	E200.8	
Uranium One Inc.	M-11	1/25/2008	Nitrogen, Ammonia as N, DIS	0.08	Energy Lab	C08011086-001D	1/25/2008	A4500-NH3 G	
Uranium One Inc.	M-11	1/25/2008	Nitrogen, Nitrate+Nitrite as N, DIS	0.2	Energy Lab	C08011086-001D	1/25/2008	E353.2	
Uranium One Inc.	M-11	1/25/2008	Gross Alpha, DIS	123	Energy Lab	C08011086-001E	1/25/2008	E900.0	
Uranium One Inc.	M-11	1/25/2008	Gross Beta, DIS	45.6	Energy Lab	C08011086-001E	1/25/2008	E900.0	
Uranium One Inc.	M-11	1/25/2008	Radium 226, DIS	1.3	Energy Lab	C08011086-001E	1/25/2008	E903.0	
Uranium One Inc.	M-11	1/25/2008	Radium 228, DIS	8.1	Energy Lab	C08011086-001E	1/25/2008	RA-05	
Uranium One Inc.	M-11	4/8/2008	A/C Balance (± 5), DIS	9.9	Energy Lab	C08040387-002A	4/8/2008	Calculation	
Uranium One Inc.	M-11	4/8/2008	Anions, DIS	2.86	Energy Lab	C08040387-002A	4/8/2008	Calculation	
Uranium One Inc.	M-11	4/8/2008	Bicarbonate as HCO3, DIS	123	Energy Lab	C08040387-002A	4/8/2008	A2320 B	
Uranium One Inc.	M-11	4/8/2008	Carbonate as CO3, DIS	-1	Energy Lab	C08040387-002A	4/8/2008	A2320 B	
Uranium One Inc.	M-11	4/8/2008	Cations, DIS	3.49	Energy Lab	C08040387-002A	4/8/2008	Calculation	
Uranium One Inc.	M-11	4/8/2008	Chloride, DIS	3	Energy Lab	C08040387-002A	4/8/2008	A4500-Cl B	
Uranium One Inc.	M-11	4/8/2008	Conductivity, DIS	296	Energy Lab	C08040387-002A	4/8/2008	A2510 B	
Uranium One Inc.	M-11	4/8/2008	Fluoride, DIS	0.2	Energy Lab	C08040387-002A	4/8/2008	A4500-F C	
Uranium One Inc.	M-11	4/8/2008	pH, DIS	7.85	Energy Lab	C08040387-002A	4/8/2008	A4500-H B	
Uranium One Inc.	M-11	4/8/2008	Solids, Total Dissolved Calculated, DIS	187	Energy Lab	C08040387-002A	4/8/2008	Calculation	
Uranium One Inc.	M-11	4/8/2008	Solids, Total Dissolved TDS @ 180 C, DIS	156	Energy Lab	C08040387-002A	4/8/2008	A2540 C	
Uranium One Inc.	M-11	4/8/2008	Sulfate, DIS	35	Energy Lab	C08040387-002A	4/8/2008	A4500-SO4 E	
Uranium One Inc.	M-11	4/8/2008	TDS Balance (0.80 - 1.20), DIS	0.83	Energy Lab	C08040387-002A	4/8/2008	Calculation	
Uranium One Inc.	M-11	4/8/2008	Nitrogen, Ammonia as N, DIS	-0.1	Energy Lab	C08040387-002B	4/8/2008	E350.1	
Uranium One Inc.	M-11	4/8/2008	Nitrogen, Nitrate+Nitrite as N, DIS	0.33	Energy Lab	C08040387-002B	4/8/2008	E353.2	
Uranium One Inc.	M-11	4/8/2008	Iron, TOT	-0.03	Energy Lab	C08040387-002C	4/8/2008	E200.7	
Uranium One Inc.	M-11	4/8/2008	Manganese, TOT	-0.01	Energy Lab	C08040387-002C	4/8/2008	E200.7	
Uranium One Inc.	M-11	4/8/2008	Aluminum, DIS	-0.1	Energy Lab	C08040387-002D	4/8/2008	E200.8	
Uranium One Inc.	M-11	4/8/2008	Arsenic, DIS	0.006	Energy Lab	C08040387-002D	4/8/2008	E200.8	
Uranium One Inc.	M-11	4/8/2008	Barium, DIS	-0.1	Energy Lab	C08040387-002D	4/8/2008	E200.8	
Uranium One Inc.	M-11	4/8/2008	Boron, DIS	-0.1	Energy Lab	C08040387-002D	4/8/2008	E200.7	
Uranium One Inc.	M-11	4/8/2008	Cadmium, DIS	-0.005	Energy Lab	C08040387-002D	4/8/2008	E200.8	
Uranium One Inc.	M-11	4/8/2008	Calcium, DIS	47	Energy Lab	C08040387-002D	4/8/2008	E200.7	
Uranium One Inc.	M-11	4/8/2008	Chromium, DIS	-0.05	Energy Lab	C08040387-002D	4/8/2008	E200.8	
Uranium One Inc.	M-11	4/8/2008	Copper, DIS	-0.01	Energy Lab	C08040387-002D	4/8/2008	E200.8	
Uranium One Inc.	M-11	4/8/2008	Iron, DIS	-0.03	Energy Lab	C08040387-002D	4/8/2008	E200.7	
Uranium One Inc.	M-11	4/8/2008	Lead, DIS	-0.001	Energy Lab	C08040387-002D	4/8/2008	E200.8	
Uranium One Inc.	M-11	4/8/2008	Magnesium, DIS	3	Energy Lab	C08040387-002D	4/8/2008	E200.7	
Uranium One Inc.	M-11	4/8/2008	Manganese, DIS	-0.01	Energy Lab	C08040387-002D	4/8/2008	E200.8	
Uranium One Inc.	M-11	4/8/2008	Mercury, DIS	-0.001	Energy Lab	C08040387-002D	4/8/2008	E200.8	
Uranium One Inc.	M-11	4/8/2008	Molybdenum, DIS	-0.1	Energy Lab	C08040387-002D	4/8/2008	E200.8	
Uranium One Inc.	M-11	4/8/2008	Nickel, DIS	-0.05	Energy Lab	C08040387-002D	4/8/2008	E200.8	
Uranium One Inc.	M-11	4/8/2008	Potassium, DIS	2	Energy Lab	C08040387-002D	4/8/2008	E200.7	
Uranium One Inc.	M-11	4/8/2008	Selenium, DIS	0.009	Energy Lab	C08040387-002D	4/8/2008	E200.8	
Uranium One Inc.	M-11	4/8/2008	Silica, DIS	16.4	Energy Lab	C08040387-002D	4/8/2008	E200.7	
Uranium One Inc.	M-11	4/8/2008	Sodium, DIS	19	Energy Lab	C08040387-002D	4/8/2008	E200.7	

Uranium One Inc.	M-11	4/8/2008	Uranium, DIS	0.12	Energy Lab	C08040387-002D	4/8/2008	E200.8	
Uranium One Inc.	M-11	4/8/2008	Vanadium, DIS	-0.1	Energy Lab	C08040387-002D	4/8/2008	E200.8	
Uranium One Inc.	M-11	4/8/2008	Zinc, DIS	-0.01	Energy Lab	C08040387-002D	4/8/2008	E200.8	
Uranium One Inc.	M-11	4/8/2008	Gross Alpha, DIS	109	Energy Lab	C08040387-002E	4/8/2008	E900.0	
Uranium One Inc.	M-11	4/8/2008	Gross Alpha MDC, DIS	1.2	Energy Lab	C08040387-002E	4/8/2008	E900.0	
Uranium One Inc.	M-11	4/8/2008	Gross Beta, DIS	28.7	Energy Lab	C08040387-002E	4/8/2008	E900.0	
Uranium One Inc.	M-11	4/8/2008	Gross Beta MDC, DIS	2.4	Energy Lab	C08040387-002E	4/8/2008	E900.0	
Uranium One Inc.	M-11	4/8/2008	Lead 210, DIS	-4.2	Energy Lab	C08040387-002E	4/8/2008	E909.0M	Value is a negative value, not a limit
Uranium One Inc.	M-11	4/8/2008	Polonium 210, DIS	0.5	Energy Lab	C08040387-002E	4/8/2008	RMO-3008	
Uranium One Inc.	M-11	4/8/2008	Radium 226, DIS	3.8	Energy Lab	C08040387-002E	4/8/2008	E903.0	
Uranium One Inc.	M-11	4/8/2008	Radium 226 MDC, DIS	0.17	Energy Lab	C08040387-002E	4/8/2008	E903.0	
Uranium One Inc.	M-11	4/8/2008	Radium 228, DIS	2.5	Energy Lab	C08040387-002E	4/8/2008	RA-05	
Uranium One Inc.	M-11	4/8/2008	Radium 228 MDC, DIS	1	Energy Lab	C08040387-002E	4/8/2008	RA-05	
Uranium One Inc.	M-11	4/8/2008	Thorium 230, DIS	0	Energy Lab	C08040387-002E	4/8/2008	E907.0	
Uranium One Inc.	M-11	4/8/2008	Lead 210, SUS	0	Energy Lab	C08040387-002F	4/8/2008	E909.0M	
Uranium One Inc.	M-11	4/8/2008	Polonium 210, SUS	0.4	Energy Lab	C08040387-002F	4/8/2008	RMO-3008	
Uranium One Inc.	M-11	4/8/2008	Radium 226, SUS	-0.6	Energy Lab	C08040387-002F	4/8/2008	E903.0	Value is a negative value, not a limit
Uranium One Inc.	M-11	4/8/2008	Radium 226 MDC, SUS	0.7	Energy Lab	C08040387-002F	4/8/2008	E903.0	
Uranium One Inc.	M-11	4/8/2008	Thorium 230, SUS	0.1	Energy Lab	C08040387-002F	4/8/2008	E907.0	
Uranium One Inc.	M-11	4/8/2008	Uranium, SUS	-0.0003	Energy Lab	C08040387-002F	4/8/2008	E200.8	
Uranium One Inc.	M-12	12/29/2007	A/C Balance (± 5), DIS	4.9	Energy Lab	C07121289-005A	12/31/2007	Calculation	
Uranium One Inc.	M-12	12/29/2007	Anions, DIS	3.06	Energy Lab	C07121289-005A	12/31/2007	Calculation	
Uranium One Inc.	M-12	12/29/2007	Bicarbonate as HCO3, DIS	135	Energy Lab	C07121289-005A	12/31/2007	A2320 B	
Uranium One Inc.	M-12	12/29/2007	Carbonate as CO3, DIS	-1	Energy Lab	C07121289-005A	12/31/2007	A2320 B	
Uranium One Inc.	M-12	12/29/2007	Cations, DIS	3.37	Energy Lab	C07121289-005A	12/31/2007	Calculation	
Uranium One Inc.	M-12	12/29/2007	Chloride, DIS	5	Energy Lab	C07121289-005A	12/31/2007	A4500-Cl B	
Uranium One Inc.	M-12	12/29/2007	Conductivity, DIS	290	Energy Lab	C07121289-005A	12/31/2007	A2510 B	
Uranium One Inc.	M-12	12/29/2007	Fluoride, DIS	0.4	Energy Lab	C07121289-005A	12/31/2007	A4500-F C	
Uranium One Inc.	M-12	12/29/2007	pH, DIS	8.39	Energy Lab	C07121289-005A	12/31/2007	A4500-H B	
Uranium One Inc.	M-12	12/29/2007	Solids, Total Dissolved Calculated, DIS	192	Energy Lab	C07121289-005A	12/31/2007	Calculation	
Uranium One Inc.	M-12	12/29/2007	Solids, Total Dissolved TDS @ 180 C, DIS	187	Energy Lab	C07121289-005A	12/31/2007	A2540 C	
Uranium One Inc.	M-12	12/29/2007	Sulfate, DIS	31	Energy Lab	C07121289-005A	12/31/2007	A4500-SO4 E	
Uranium One Inc.	M-12	12/29/2007	TDS Balance (0.80 - 1.20), DIS	0.97	Energy Lab	C07121289-005A	12/31/2007	Calculation	
Uranium One Inc.	M-12	12/29/2007	Nitrogen, Ammonia as N, DIS	0.09	Energy Lab	C07121289-005B	12/31/2007	A4500-NH3 G	
Uranium One Inc.	M-12	12/29/2007	Nitrogen, Nitrate+Nitrite as N, DIS	-0.1	Energy Lab	C07121289-005B	12/31/2007	E353.2	
Uranium One Inc.	M-12	12/29/2007	Iron, TOT	-0.03	Energy Lab	C07121289-005C	12/31/2007	E200.7	
Uranium One Inc.	M-12	12/29/2007	Manganese, TOT	-0.01	Energy Lab	C07121289-005C	12/31/2007	E200.7	
Uranium One Inc.	M-12	12/29/2007	Aluminum, DIS	-0.1	Energy Lab	C07121289-005D	12/31/2007	E200.8	
Uranium One Inc.	M-12	12/29/2007	Arsenic, DIS	0.007	Energy Lab	C07121289-005D	12/31/2007	E200.8	
Uranium One Inc.	M-12	12/29/2007	Barium, DIS	-0.1	Energy Lab	C07121289-005D	12/31/2007	E200.8	
Uranium One Inc.	M-12	12/29/2007	Boron, DIS	-0.1	Energy Lab	C07121289-005D	12/31/2007	E200.7	
Uranium One Inc.	M-12	12/29/2007	Cadmium, DIS	-0.005	Energy Lab	C07121289-005D	12/31/2007	E200.8	
Uranium One Inc.	M-12	12/29/2007	Calcium, DIS	45	Energy Lab	C07121289-005D	12/31/2007	E200.7	
Uranium One Inc.	M-12	12/29/2007	Chromium, DIS	-0.05	Energy Lab	C07121289-005D	12/31/2007	E200.8	
Uranium One Inc.	M-12	12/29/2007	Copper, DIS	-0.01	Energy Lab	C07121289-005D	12/31/2007	E200.8	
Uranium One Inc.	M-12	12/29/2007	Iron, DIS	-0.03	Energy Lab	C07121289-005D	12/31/2007	E200.7	
Uranium One Inc.	M-12	12/29/2007	Lead, DIS	0.002	Energy Lab	C07121289-005D	12/31/2007	E200.8	
Uranium One Inc.	M-12	12/29/2007	Magnesium, DIS	2	Energy Lab	C07121289-005D	12/31/2007	E200.7	
Uranium One Inc.	M-12	12/29/2007	Manganese, DIS	-0.01	Energy Lab	C07121289-005D	12/31/2007	E200.8	
Uranium One Inc.	M-12	12/29/2007	Mercury, DIS	-0.001	Energy Lab	C07121289-005D	12/31/2007	E200.8	
Uranium One Inc.	M-12	12/29/2007	Molybdenum, DIS	-0.1	Energy Lab	C07121289-005D	12/31/2007	E200.8	
Uranium One Inc.	M-12	12/29/2007	Nickel, DIS	-0.05	Energy Lab	C07121289-005D	12/31/2007	E200.8	
Uranium One Inc.	M-12	12/29/2007	Potassium, DIS	5	Energy Lab	C07121289-005D	12/31/2007	E200.7	
Uranium One Inc.	M-12	12/29/2007	Selenium, DIS	0.008	Energy Lab	C07121289-005D	12/31/2007	E200.8	
Uranium One Inc.	M-12	12/29/2007	Silica, DIS	17.2	Energy Lab	C07121289-005D	12/31/2007	E200.7	

Uranium One Inc.	M-12	12/29/2007	Sodium, DIS	19	Energy Lab	C07121289-005D	12/31/2007	E200.7	
Uranium One Inc.	M-12	12/29/2007	Uranium, DIS	0.129	Energy Lab	C07121289-005D	12/31/2007	E200.8	
Uranium One Inc.	M-12	12/29/2007	Vanadium, DIS	-0.1	Energy Lab	C07121289-005D	12/31/2007	E200.8	
Uranium One Inc.	M-12	12/29/2007	Zinc, DIS	-0.01	Energy Lab	C07121289-005D	12/31/2007	E200.8	
Uranium One Inc.	M-12	12/29/2007	Gross Alpha, DIS	494	Energy Lab	C07121289-005E	12/31/2007	E900.0	
Uranium One Inc.	M-12	12/29/2007	Gross Beta, DIS	193	Energy Lab	C07121289-005E	12/31/2007	E900.0	
Uranium One Inc.	M-12	12/29/2007	Radium 226, DIS	204	Energy Lab	C07121289-005E	12/31/2007	E903.0	
Uranium One Inc.	M-12	12/29/2007	Radium 228, DIS	2.5	Energy Lab	C07121289-005E	12/31/2007	RA-05	
Uranium One Inc.	M-12	4/7/2008	A/C Balance (± 5), DIS	9.69	Energy Lab	C08040387-001A	4/8/2008	Calculation	
Uranium One Inc.	M-12	4/7/2008	Anions, DIS	2.63	Energy Lab	C08040387-001A	4/8/2008	Calculation	
Uranium One Inc.	M-12	4/7/2008	Bicarbonate as HCO3, DIS	116	Energy Lab	C08040387-001A	4/8/2008	A2320 B	
Uranium One Inc.	M-12	4/7/2008	Carbonate as CO3, DIS	-1	Energy Lab	C08040387-001A	4/8/2008	A2320 B	
Uranium One Inc.	M-12	4/7/2008	Cations, DIS	3.19	Energy Lab	C08040387-001A	4/8/2008	Calculation	
Uranium One Inc.	M-12	4/7/2008	Chloride, DIS	4	Energy Lab	C08040387-001A	4/8/2008	A4500-Cl B	
Uranium One Inc.	M-12	4/7/2008	Conductivity, DIS	272	Energy Lab	C08040387-001A	4/8/2008	A2510 B	
Uranium One Inc.	M-12	4/7/2008	Fluoride, DIS	0.3	Energy Lab	C08040387-001A	4/8/2008	A4500-F C	
Uranium One Inc.	M-12	4/7/2008	pH, DIS	8.58	Energy Lab	C08040387-001A	4/8/2008	A4500-H B	
Uranium One Inc.	M-12	4/7/2008	Solids, Total Dissolved Calculated, DIS	173	Energy Lab	C08040387-001A	4/8/2008	Calculation	
Uranium One Inc.	M-12	4/7/2008	Solids, Total Dissolved TDS @ 180 C, DIS	161	Energy Lab	C08040387-001A	4/8/2008	A2540 C	
Uranium One Inc.	M-12	4/7/2008	Sulfate, DIS	28	Energy Lab	C08040387-001A	4/8/2008	A4500-SO4 E	
Uranium One Inc.	M-12	4/7/2008	TDS Balance (0.80 - 1.20), DIS	0.93	Energy Lab	C08040387-001A	4/8/2008	Calculation	
Uranium One Inc.	M-12	4/7/2008	Nitrogen, Ammonia as N, DIS	-0.1	Energy Lab	C08040387-001B	4/8/2008	E350.1	
Uranium One Inc.	M-12	4/7/2008	Nitrogen, Nitrate+Nitrite as N, DIS	-0.05	Energy Lab	C08040387-001B	4/8/2008	E353.2	
Uranium One Inc.	M-12	4/7/2008	Iron, TOT	-0.03	Energy Lab	C08040387-001C	4/8/2008	E200.7	
Uranium One Inc.	M-12	4/7/2008	Manganese, TOT	-0.01	Energy Lab	C08040387-001C	4/8/2008	E200.7	
Uranium One Inc.	M-12	4/7/2008	Aluminum, DIS	-0.1	Energy Lab	C08040387-001D	4/8/2008	E200.8	
Uranium One Inc.	M-12	4/7/2008	Arsenic, DIS	0.005	Energy Lab	C08040387-001D	4/8/2008	E200.8	
Uranium One Inc.	M-12	4/7/2008	Barium, DIS	-0.1	Energy Lab	C08040387-001D	4/8/2008	E200.8	
Uranium One Inc.	M-12	4/7/2008	Boron, DIS	-0.1	Energy Lab	C08040387-001D	4/8/2008	E200.7	
Uranium One Inc.	M-12	4/7/2008	Cadmium, DIS	-0.005	Energy Lab	C08040387-001D	4/8/2008	E200.8	
Uranium One Inc.	M-12	4/7/2008	Calcium, DIS	39	Energy Lab	C08040387-001D	4/8/2008	E200.7	
Uranium One Inc.	M-12	4/7/2008	Chromium, DIS	-0.05	Energy Lab	C08040387-001D	4/8/2008	E200.8	
Uranium One Inc.	M-12	4/7/2008	Copper, DIS	-0.01	Energy Lab	C08040387-001D	4/8/2008	E200.8	
Uranium One Inc.	M-12	4/7/2008	Iron, DIS	-0.03	Energy Lab	C08040387-001D	4/8/2008	E200.7	
Uranium One Inc.	M-12	4/7/2008	Lead, DIS	-0.001	Energy Lab	C08040387-001D	4/8/2008	E200.8	
Uranium One Inc.	M-12	4/7/2008	Magnesium, DIS	2	Energy Lab	C08040387-001D	4/8/2008	E200.7	
Uranium One Inc.	M-12	4/7/2008	Manganese, DIS	-0.01	Energy Lab	C08040387-001D	4/8/2008	E200.8	
Uranium One Inc.	M-12	4/7/2008	Mercury, DIS	-0.001	Energy Lab	C08040387-001D	4/8/2008	E200.8	
Uranium One Inc.	M-12	4/7/2008	Molybdenum, DIS	-0.1	Energy Lab	C08040387-001D	4/8/2008	E200.8	
Uranium One Inc.	M-12	4/7/2008	Nickel, DIS	-0.05	Energy Lab	C08040387-001D	4/8/2008	E200.8	
Uranium One Inc.	M-12	4/7/2008	Potassium, DIS	5	Energy Lab	C08040387-001D	4/8/2008	E200.7	
Uranium One Inc.	M-12	4/7/2008	Selenium, DIS	-0.001	Energy Lab	C08040387-001D	4/8/2008	E200.8	
Uranium One Inc.	M-12	4/7/2008	Silica, DIS	14.6	Energy Lab	C08040387-001D	4/8/2008	E200.7	
Uranium One Inc.	M-12	4/7/2008	Sodium, DIS	23	Energy Lab	C08040387-001D	4/8/2008	E200.7	
Uranium One Inc.	M-12	4/7/2008	Uranium, DIS	0.108	Energy Lab	C08040387-001D	4/8/2008	E200.8	
Uranium One Inc.	M-12	4/7/2008	Vanadium, DIS	-0.1	Energy Lab	C08040387-001D	4/8/2008	E200.8	
Uranium One Inc.	M-12	4/7/2008	Zinc, DIS	-0.01	Energy Lab	C08040387-001D	4/8/2008	E200.8	
Uranium One Inc.	M-12	4/7/2008	Gross Alpha, DIS	443	Energy Lab	C08040387-001E	4/8/2008	E900.0	
Uranium One Inc.	M-12	4/7/2008	Gross Alpha MDC, DIS	1.2	Energy Lab	C08040387-001E	4/8/2008	E900.0	
Uranium One Inc.	M-12	4/7/2008	Gross Beta, DIS	146	Energy Lab	C08040387-001E	4/8/2008	E900.0	
Uranium One Inc.	M-12	4/7/2008	Gross Beta MDC, DIS	2.4	Energy Lab	C08040387-001E	4/8/2008	E900.0	
Uranium One Inc.	M-12	4/7/2008	Lead 210, DIS	62.3	Energy Lab	C08040387-001E	4/8/2008	E909.0M	
Uranium One Inc.	M-12	4/7/2008	Polonium 210, DIS	3	Energy Lab	C08040387-001E	4/8/2008	RMO-3008	
Uranium One Inc.	M-12	4/7/2008	Radium 226, DIS	194	Energy Lab	C08040387-001E	4/8/2008	E903.0	
Uranium One Inc.	M-12	4/7/2008	Radium 226 MDC, DIS	0.56	Energy Lab	C08040387-001E	4/8/2008	E903.0	

Uranium One Inc.	M-12	4/7/2008	Radium 228, DIS	3	Energy Lab	C08040387-001E	4/8/2008	RA-05	
Uranium One Inc.	M-12	4/7/2008	Radium 228 MDC, DIS	1	Energy Lab	C08040387-001E	4/8/2008	RA-05	
Uranium One Inc.	M-12	4/7/2008	Thorium 230, DIS	0	Energy Lab	C08040387-001E	4/8/2008	E907.0	
Uranium One Inc.	M-12	4/7/2008	Lead 210, SUS	-5	Energy Lab	C08040387-001F	4/8/2008	E909.0M	Value is a negative value, not a limit
Uranium One Inc.	M-12	4/7/2008	Polonium 210, SUS	1.2	Energy Lab	C08040387-001F	4/8/2008	RMO-3008	
Uranium One Inc.	M-12	4/7/2008	Radium 226, SUS	0.1	Energy Lab	C08040387-001F	4/8/2008	E903.0	
Uranium One Inc.	M-12	4/7/2008	Radium 226 MDC, SUS	0.7	Energy Lab	C08040387-001F	4/8/2008	E903.0	
Uranium One Inc.	M-12	4/7/2008	Thorium 230, SUS	0.2	Energy Lab	C08040387-001F	4/8/2008	E907.0	
Uranium One Inc.	M-12	4/7/2008	Uranium, SUS	-0.0003	Energy Lab	C08040387-001F	4/8/2008	E200.8	
Uranium One Inc.	M-13	12/29/2007	A/C Balance (± 5), DIS	2.21	Energy Lab	C07121289-006A	12/31/2007	Calculation	
Uranium One Inc.	M-13	12/29/2007	Anions, DIS	2.46	Energy Lab	C07121289-006A	12/31/2007	Calculation	
Uranium One Inc.	M-13	12/29/2007	Bicarbonate as HCO3, DIS	95	Energy Lab	C07121289-006A	12/31/2007	A2320 B	
Uranium One Inc.	M-13	12/29/2007	Carbonate as CO3, DIS	2	Energy Lab	C07121289-006A	12/31/2007	A2320 B	
Uranium One Inc.	M-13	12/29/2007	Cations, DIS	2.57	Energy Lab	C07121289-006A	12/31/2007	Calculation	
Uranium One Inc.	M-13	12/29/2007	Chloride, DIS	5	Energy Lab	C07121289-006A	12/31/2007	A4500-Cl B	
Uranium One Inc.	M-13	12/29/2007	Conductivity, DIS	220	Energy Lab	C07121289-006A	12/31/2007	A2510 B	
Uranium One Inc.	M-13	12/29/2007	Fluoride, DIS	0.2	Energy Lab	C07121289-006A	12/31/2007	A4500-F C	
Uranium One Inc.	M-13	12/29/2007	pH, DIS	8.45	Energy Lab	C07121289-006A	12/31/2007	A4500-H B	
Uranium One Inc.	M-13	12/29/2007	Solids, Total Dissolved Calculated, DIS	160	Energy Lab	C07121289-006A	12/31/2007	Calculation	
Uranium One Inc.	M-13	12/29/2007	Solids, Total Dissolved TDS @ 180 C, DIS	156	Energy Lab	C07121289-006A	12/31/2007	A2540 C	
Uranium One Inc.	M-13	12/29/2007	Sulfate, DIS	31	Energy Lab	C07121289-006A	12/31/2007	A4500-SO4 E	
Uranium One Inc.	M-13	12/29/2007	TDS Balance (0.80 - 1.20), DIS	0.98	Energy Lab	C07121289-006A	12/31/2007	Calculation	
Uranium One Inc.	M-13	12/29/2007	Nitrogen, Ammonia as N, DIS	0.06	Energy Lab	C07121289-006B	12/31/2007	A4500-NH3 G	
Uranium One Inc.	M-13	12/29/2007	Nitrogen, Nitrate+Nitrite as N, DIS	0.6	Energy Lab	C07121289-006B	12/31/2007	E353.2	
Uranium One Inc.	M-13	12/29/2007	Iron, TOT	1.53	Energy Lab	C07121289-006C	12/31/2007	E200.7	
Uranium One Inc.	M-13	12/29/2007	Manganese, TOT	0.05	Energy Lab	C07121289-006C	12/31/2007	E200.7	
Uranium One Inc.	M-13	12/29/2007	Aluminum, DIS	-0.1	Energy Lab	C07121289-006D	12/31/2007	E200.8	
Uranium One Inc.	M-13	12/29/2007	Arsenic, DIS	0.011	Energy Lab	C07121289-006D	12/31/2007	E200.8	
Uranium One Inc.	M-13	12/29/2007	Barium, DIS	-0.1	Energy Lab	C07121289-006D	12/31/2007	E200.8	
Uranium One Inc.	M-13	12/29/2007	Boron, DIS	-0.1	Energy Lab	C07121289-006D	12/31/2007	E200.7	
Uranium One Inc.	M-13	12/29/2007	Cadmium, DIS	-0.005	Energy Lab	C07121289-006D	12/31/2007	E200.8	
Uranium One Inc.	M-13	12/29/2007	Calcium, DIS	30	Energy Lab	C07121289-006D	12/31/2007	E200.7	
Uranium One Inc.	M-13	12/29/2007	Chromium, DIS	-0.05	Energy Lab	C07121289-006D	12/31/2007	E200.8	
Uranium One Inc.	M-13	12/29/2007	Copper, DIS	-0.01	Energy Lab	C07121289-006D	12/31/2007	E200.8	
Uranium One Inc.	M-13	12/29/2007	Iron, DIS	-0.03	Energy Lab	C07121289-006D	12/31/2007	E200.7	
Uranium One Inc.	M-13	12/29/2007	Lead, DIS	-0.001	Energy Lab	C07121289-006D	12/31/2007	E200.8	
Uranium One Inc.	M-13	12/29/2007	Magnesium, DIS	3	Energy Lab	C07121289-006D	12/31/2007	E200.7	
Uranium One Inc.	M-13	12/29/2007	Manganese, DIS	-0.01	Energy Lab	C07121289-006D	12/31/2007	E200.8	
Uranium One Inc.	M-13	12/29/2007	Mercury, DIS	-0.001	Energy Lab	C07121289-006D	12/31/2007	E200.8	
Uranium One Inc.	M-13	12/29/2007	Molybdenum, DIS	-0.1	Energy Lab	C07121289-006D	12/31/2007	E200.8	
Uranium One Inc.	M-13	12/29/2007	Nickel, DIS	-0.05	Energy Lab	C07121289-006D	12/31/2007	E200.8	
Uranium One Inc.	M-13	12/29/2007	Potassium, DIS	3	Energy Lab	C07121289-006D	12/31/2007	E200.7	
Uranium One Inc.	M-13	12/29/2007	Selenium, DIS	0.012	Energy Lab	C07121289-006D	12/31/2007	E200.8	
Uranium One Inc.	M-13	12/29/2007	Silica, DIS	19.4	Energy Lab	C07121289-006D	12/31/2007	E200.7	
Uranium One Inc.	M-13	12/29/2007	Sodium, DIS	16	Energy Lab	C07121289-006D	12/31/2007	E200.7	
Uranium One Inc.	M-13	12/29/2007	Uranium, DIS	0.1	Energy Lab	C07121289-006D	12/31/2007	E200.8	
Uranium One Inc.	M-13	12/29/2007	Vanadium, DIS	-0.1	Energy Lab	C07121289-006D	12/31/2007	E200.8	
Uranium One Inc.	M-13	12/29/2007	Zinc, DIS	-0.01	Energy Lab	C07121289-006D	12/31/2007	E200.8	
Uranium One Inc.	M-13	12/29/2007	Gross Alpha, DIS	94.8	Energy Lab	C07121289-006E	12/31/2007	E900.0	
Uranium One Inc.	M-13	12/29/2007	Gross Beta, DIS	39	Energy Lab	C07121289-006E	12/31/2007	E900.0	
Uranium One Inc.	M-13	12/29/2007	Radium 226, DIS	1.8	Energy Lab	C07121289-006E	12/31/2007	E903.0	
Uranium One Inc.	M-13	12/29/2007	Radium 228, DIS	2.5	Energy Lab	C07121289-006E	12/31/2007	RA-05	
Uranium One Inc.	M-13	4/2/2008	A/C Balance (± 5), DIS	2.27	Energy Lab	C08040167-003A	4/3/2008	Calculation	
Uranium One Inc.	M-13	4/2/2008	Anions, DIS	2.83	Energy Lab	C08040167-003A	4/3/2008	Calculation	
Uranium One Inc.	M-13	4/2/2008	Bicarbonate as HCO3, DIS	130	Energy Lab	C08040167-003A	4/3/2008	A2320 B	

Uranium One Inc.	M-13	4/2/2008	Carbonate as CO3, DIS	-1	Energy Lab	C08040167-003A	4/3/2008	A2320 B	
Uranium One Inc.	M-13	4/2/2008	Cations, DIS	2.96	Energy Lab	C08040167-003A	4/3/2008	Calculation	
Uranium One Inc.	M-13	4/2/2008	Chloride, DIS	5	Energy Lab	C08040167-003A	4/3/2008	A4500-Cl B	
Uranium One Inc.	M-13	4/2/2008	Conductivity, DIS	264	Energy Lab	C08040167-003A	4/3/2008	A2510 B	
Uranium One Inc.	M-13	4/2/2008	Fluoride, DIS	0.2	Energy Lab	C08040167-003A	4/3/2008	A4500-F C	
Uranium One Inc.	M-13	4/2/2008	pH, DIS	7.91	Energy Lab	C08040167-003A	4/3/2008	A4500-H B	
Uranium One Inc.	M-13	4/2/2008	Solids, Total Dissolved Calculated, DIS	172	Energy Lab	C08040167-003A	4/3/2008	Calculation	
Uranium One Inc.	M-13	4/2/2008	Solids, Total Dissolved TDS @ 180 C, DIS	141	Energy Lab	C08040167-003A	4/3/2008	A2540 C	
Uranium One Inc.	M-13	4/2/2008	Sulfate, DIS	25	Energy Lab	C08040167-003A	4/3/2008	A4500-SO4 E	
Uranium One Inc.	M-13	4/2/2008	TDS Balance (0.80 - 1.20), DIS	0.82	Energy Lab	C08040167-003A	4/3/2008	Calculation	
Uranium One Inc.	M-13	4/2/2008	Nitrogen, Ammonia as N, DIS	-0.05	Energy Lab	C08040167-003B	4/3/2008	A4500-NH3 G	
Uranium One Inc.	M-13	4/2/2008	Nitrogen, Nitrate+Nitrite as N, DIS	0.5	Energy Lab	C08040167-003B	4/3/2008	E353.2	
Uranium One Inc.	M-13	4/2/2008	Iron, TOT	0.41	Energy Lab	C08040167-003C	4/3/2008	E200.7	
Uranium One Inc.	M-13	4/2/2008	Manganese, TOT	-0.01	Energy Lab	C08040167-003C	4/3/2008	E200.7	
Uranium One Inc.	M-13	4/2/2008	Aluminum, DIS	-0.1	Energy Lab	C08040167-003D	4/3/2008	E200.7	
Uranium One Inc.	M-13	4/2/2008	Arsenic, DIS	0.009	Energy Lab	C08040167-003D	4/3/2008	E200.8	
Uranium One Inc.	M-13	4/2/2008	Barium, DIS	-0.1	Energy Lab	C08040167-003D	4/3/2008	E200.7	
Uranium One Inc.	M-13	4/2/2008	Boron, DIS	-0.1	Energy Lab	C08040167-003D	4/3/2008	E200.7	
Uranium One Inc.	M-13	4/2/2008	Cadmium, DIS	-0.005	Energy Lab	C08040167-003D	4/3/2008	E200.8	
Uranium One Inc.	M-13	4/2/2008	Calcium, DIS	41	Energy Lab	C08040167-003D	4/3/2008	E200.7	
Uranium One Inc.	M-13	4/2/2008	Chromium, DIS	-0.05	Energy Lab	C08040167-003D	4/3/2008	E200.7	
Uranium One Inc.	M-13	4/2/2008	Copper, DIS	-0.01	Energy Lab	C08040167-003D	4/3/2008	E200.7	
Uranium One Inc.	M-13	4/2/2008	Iron, DIS	-0.03	Energy Lab	C08040167-003D	4/3/2008	E200.7	
Uranium One Inc.	M-13	4/2/2008	Lead, DIS	-0.001	Energy Lab	C08040167-003D	4/3/2008	E200.8	
Uranium One Inc.	M-13	4/2/2008	Magnesium, DIS	4	Energy Lab	C08040167-003D	4/3/2008	E200.7	
Uranium One Inc.	M-13	4/2/2008	Manganese, DIS	-0.01	Energy Lab	C08040167-003D	4/3/2008	E200.7	
Uranium One Inc.	M-13	4/2/2008	Mercury, DIS	-0.001	Energy Lab	C08040167-003D	4/3/2008	E200.8	
Uranium One Inc.	M-13	4/2/2008	Molybdenum, DIS	-0.1	Energy Lab	C08040167-003D	4/3/2008	E200.7	
Uranium One Inc.	M-13	4/2/2008	Nickel, DIS	-0.05	Energy Lab	C08040167-003D	4/3/2008	E200.8	
Uranium One Inc.	M-13	4/2/2008	Potassium, DIS	2	Energy Lab	C08040167-003D	4/3/2008	E200.7	
Uranium One Inc.	M-13	4/2/2008	Selenium, DIS	0.012	Energy Lab	C08040167-003D	4/3/2008	E200.8	
Uranium One Inc.	M-13	4/2/2008	Silica, DIS	17.1	Energy Lab	C08040167-003D	4/3/2008	E200.7	
Uranium One Inc.	M-13	4/2/2008	Sodium, DIS	14	Energy Lab	C08040167-003D	4/3/2008	E200.7	
Uranium One Inc.	M-13	4/2/2008	Uranium, DIS	0.0994	Energy Lab	C08040167-003D	4/3/2008	E200.8	
Uranium One Inc.	M-13	4/2/2008	Vanadium, DIS	-0.1	Energy Lab	C08040167-003D	4/3/2008	E200.7	
Uranium One Inc.	M-13	4/2/2008	Zinc, DIS	-0.01	Energy Lab	C08040167-003D	4/3/2008	E200.7	
Uranium One Inc.	M-13	4/2/2008	Gross Alpha, DIS	87.5	Energy Lab	C08040167-003E	4/3/2008	E900.0	
Uranium One Inc.	M-13	4/2/2008	Gross Alpha MDC, DIS	1.3	Energy Lab	C08040167-003E	4/3/2008	E900.0	
Uranium One Inc.	M-13	4/2/2008	Gross Beta, DIS	37.3	Energy Lab	C08040167-003E	4/3/2008	E900.0	
Uranium One Inc.	M-13	4/2/2008	Gross Beta MDC, DIS	2.4	Energy Lab	C08040167-003E	4/3/2008	E900.0	
Uranium One Inc.	M-13	4/2/2008	Lead 210, DIS	10.9	Energy Lab	C08040167-003E	4/3/2008	E909.0M	
Uranium One Inc.	M-13	4/2/2008	Polonium 210, DIS	0.7	Energy Lab	C08040167-003E	4/3/2008	RMO-3008	
Uranium One Inc.	M-13	4/2/2008	Radium 226, DIS	4.8	Energy Lab	C08040167-003E	4/3/2008	E903.0	
Uranium One Inc.	M-13	4/2/2008	Radium 226 MDC, DIS	0.21	Energy Lab	C08040167-003E	4/3/2008	E903.0	
Uranium One Inc.	M-13	4/2/2008	Radium 228, DIS	1.5	Energy Lab	C08040167-003E	4/3/2008	RA-05	
Uranium One Inc.	M-13	4/2/2008	Radium 228 MDC, DIS	1.1	Energy Lab	C08040167-003E	4/3/2008	RA-05	
Uranium One Inc.	M-13	4/2/2008	Thorium 230, DIS	0	Energy Lab	C08040167-003E	4/3/2008	E907.0	
Uranium One Inc.	M-13	4/2/2008	Lead 210, SUS	62.5	Energy Lab	C08040167-003F	4/3/2008	E909.0M	
Uranium One Inc.	M-13	4/2/2008	Polonium 210, SUS	0.9	Energy Lab	C08040167-003F	4/3/2008	RMO-3008	
Uranium One Inc.	M-13	4/2/2008	Radium 226, SUS	0.8	Energy Lab	C08040167-003F	4/3/2008	E903.0	
Uranium One Inc.	M-13	4/2/2008	Radium 226 MDC, SUS	0.4	Energy Lab	C08040167-003F	4/3/2008	E903.0	
Uranium One Inc.	M-13	4/2/2008	Thorium 230, SUS	0.8	Energy Lab	C08040167-003F	4/3/2008	E907.0	
Uranium One Inc.	M-13	4/2/2008	Uranium, SUS	0.004	Energy Lab	C08040167-003F	4/3/2008	E200.8	
Uranium One Inc.	MU-13	4/7/2008	A/C Balance (± 5), DIS	10.6	Energy Lab	C08040387-003A	4/8/2008	Calculation	
Uranium One Inc.	MU-13	4/7/2008	Anions, DIS	2.61	Energy Lab	C08040387-003A	4/8/2008	Calculation	

Uranium One Inc.	MU-13	4/7/2008	Bicarbonate as HCO3, DIS	114	Energy Lab	C08040387-003A	4/8/2008	A2320 B	
Uranium One Inc.	MU-13	4/7/2008	Carbonate as CO3, DIS	-1	Energy Lab	C08040387-003A	4/8/2008	A2320 B	
Uranium One Inc.	MU-13	4/7/2008	Cations, DIS	3.23	Energy Lab	C08040387-003A	4/8/2008	Calculation	
Uranium One Inc.	MU-13	4/7/2008	Chloride, DIS	1	Energy Lab	C08040387-003A	4/8/2008	A4500-Cl B	
Uranium One Inc.	MU-13	4/7/2008	Conductivity, DIS	272	Energy Lab	C08040387-003A	4/8/2008	A2510 B	
Uranium One Inc.	MU-13	4/7/2008	Fluoride, DIS	0.2	Energy Lab	C08040387-003A	4/8/2008	A4500-F C	
Uranium One Inc.	MU-13	4/7/2008	pH, DIS	8.07	Energy Lab	C08040387-003A	4/8/2008	A4500-H B	
Uranium One Inc.	MU-13	4/7/2008	Solids, Total Dissolved Calculated, DIS	176	Energy Lab	C08040387-003A	4/8/2008	Calculation	
Uranium One Inc.	MU-13	4/7/2008	Solids, Total Dissolved TDS @ 180 C, DIS	152	Energy Lab	C08040387-003A	4/8/2008	A2540 C	
Uranium One Inc.	MU-13	4/7/2008	Sulfate, DIS	32	Energy Lab	C08040387-003A	4/8/2008	A4500-SO4 E	
Uranium One Inc.	MU-13	4/7/2008	TDS Balance (0.80 - 1.20), DIS	0.86	Energy Lab	C08040387-003A	4/8/2008	Calculation	
Uranium One Inc.	MU-13	4/7/2008	Nitrogen, Ammonia as N, DIS	-0.1	Energy Lab	C08040387-003B	4/8/2008	E350.1	
Uranium One Inc.	MU-13	4/7/2008	Nitrogen, Nitrate+Nitrite as N, DIS	0.15	Energy Lab	C08040387-003B	4/8/2008	E353.2	
Uranium One Inc.	MU-13	4/7/2008	Iron, TOT	-0.03	Energy Lab	C08040387-003C	4/8/2008	E200.7	
Uranium One Inc.	MU-13	4/7/2008	Manganese, TOT	-0.01	Energy Lab	C08040387-003C	4/8/2008	E200.7	
Uranium One Inc.	MU-13	4/7/2008	Aluminum, DIS	-0.1	Energy Lab	C08040387-003D	4/8/2008	E200.8	
Uranium One Inc.	MU-13	4/7/2008	Arsenic, DIS	0.005	Energy Lab	C08040387-003D	4/8/2008	E200.8	
Uranium One Inc.	MU-13	4/7/2008	Barium, DIS	-0.1	Energy Lab	C08040387-003D	4/8/2008	E200.8	
Uranium One Inc.	MU-13	4/7/2008	Boron, DIS	-0.1	Energy Lab	C08040387-003D	4/8/2008	E200.7	
Uranium One Inc.	MU-13	4/7/2008	Cadmium, DIS	-0.005	Energy Lab	C08040387-003D	4/8/2008	E200.8	
Uranium One Inc.	MU-13	4/7/2008	Calcium, DIS	41	Energy Lab	C08040387-003D	4/8/2008	E200.7	
Uranium One Inc.	MU-13	4/7/2008	Chromium, DIS	-0.05	Energy Lab	C08040387-003D	4/8/2008	E200.8	
Uranium One Inc.	MU-13	4/7/2008	Copper, DIS	-0.01	Energy Lab	C08040387-003D	4/8/2008	E200.8	
Uranium One Inc.	MU-13	4/7/2008	Iron, DIS	-0.03	Energy Lab	C08040387-003D	4/8/2008	E200.7	
Uranium One Inc.	MU-13	4/7/2008	Lead, DIS	-0.001	Energy Lab	C08040387-003D	4/8/2008	E200.8	
Uranium One Inc.	MU-13	4/7/2008	Magnesium, DIS	4	Energy Lab	C08040387-003D	4/8/2008	E200.7	
Uranium One Inc.	MU-13	4/7/2008	Manganese, DIS	-0.01	Energy Lab	C08040387-003D	4/8/2008	E200.8	
Uranium One Inc.	MU-13	4/7/2008	Mercury, DIS	-0.001	Energy Lab	C08040387-003D	4/8/2008	E200.8	
Uranium One Inc.	MU-13	4/7/2008	Molybdenum, DIS	-0.1	Energy Lab	C08040387-003D	4/8/2008	E200.8	
Uranium One Inc.	MU-13	4/7/2008	Nickel, DIS	-0.05	Energy Lab	C08040387-003D	4/8/2008	E200.8	
Uranium One Inc.	MU-13	4/7/2008	Potassium, DIS	4	Energy Lab	C08040387-003D	4/8/2008	E200.7	
Uranium One Inc.	MU-13	4/7/2008	Selenium, DIS	0.008	Energy Lab	C08040387-003D	4/8/2008	E200.8	
Uranium One Inc.	MU-13	4/7/2008	Silica, DIS	19.1	Energy Lab	C08040387-003D	4/8/2008	E200.7	
Uranium One Inc.	MU-13	4/7/2008	Sodium, DIS	18	Energy Lab	C08040387-003D	4/8/2008	E200.7	
Uranium One Inc.	MU-13	4/7/2008	Uranium, DIS	0.0734	Energy Lab	C08040387-003D	4/8/2008	E200.8	
Uranium One Inc.	MU-13	4/7/2008	Vanadium, DIS	-0.1	Energy Lab	C08040387-003D	4/8/2008	E200.8	
Uranium One Inc.	MU-13	4/7/2008	Zinc, DIS	-0.01	Energy Lab	C08040387-003D	4/8/2008	E200.8	
Uranium One Inc.	MU-13	4/7/2008	Gross Alpha, DIS	92.2	Energy Lab	C08040387-003E	4/8/2008	E900.0	
Uranium One Inc.	MU-13	4/7/2008	Gross Alpha MDC, DIS	1.2	Energy Lab	C08040387-003E	4/8/2008	E900.0	
Uranium One Inc.	MU-13	4/7/2008	Gross Beta, DIS	22.1	Energy Lab	C08040387-003E	4/8/2008	E900.0	
Uranium One Inc.	MU-13	4/7/2008	Gross Beta MDC, DIS	2.4	Energy Lab	C08040387-003E	4/8/2008	E900.0	
Uranium One Inc.	MU-13	4/7/2008	Lead 210, DIS	-3.3	Energy Lab	C08040387-003E	4/8/2008	E909.0M	Value is a negative value, not a limit
Uranium One Inc.	MU-13	4/7/2008	Polonium 210, DIS	1.9	Energy Lab	C08040387-003E	4/8/2008	RMO-3008	
Uranium One Inc.	MU-13	4/7/2008	Radium 226, DIS	6.3	Energy Lab	C08040387-003E	4/8/2008	E903.0	
Uranium One Inc.	MU-13	4/7/2008	Radium 226 MDC, DIS	0.18	Energy Lab	C08040387-003E	4/8/2008	E903.0	
Uranium One Inc.	MU-13	4/7/2008	Radium 228, DIS	1.6	Energy Lab	C08040387-003E	4/8/2008	RA-05	
Uranium One Inc.	MU-13	4/7/2008	Radium 228 MDC, DIS	1	Energy Lab	C08040387-003E	4/8/2008	RA-05	
Uranium One Inc.	MU-13	4/7/2008	Thorium 230, DIS	0	Energy Lab	C08040387-003E	4/8/2008	E907.0	
Uranium One Inc.	MU-13	4/7/2008	Lead 210, SUS	0	Energy Lab	C08040387-003F	4/8/2008	E909.0M	
Uranium One Inc.	MU-13	4/7/2008	Polonium 210, SUS	0.6	Energy Lab	C08040387-003F	4/8/2008	RMO-3008	
Uranium One Inc.	MU-13	4/7/2008	Radium 226, SUS	-0.6	Energy Lab	C08040387-003F	4/8/2008	E903.0	Value is a negative value, not a limit
Uranium One Inc.	MU-13	4/7/2008	Radium 226 MDC, SUS	0.6	Energy Lab	C08040387-003F	4/8/2008	E903.0	
Uranium One Inc.	MU-13	4/7/2008	Thorium 230, SUS	0.5	Energy Lab	C08040387-003F	4/8/2008	E907.0	
Uranium One Inc.	MU-13	4/7/2008	Uranium, SUS	-0.0003	Energy Lab	C08040387-003F	4/8/2008	E200.8	
Uranium One Inc.	M-14	12/29/2007	A/C Balance (± 5), DIS	0.926	Energy Lab	C07121289-003A	12/31/2007	Calculation	

Uranium One Inc.	M-14	12/29/2007	Anions, DIS	2.7	Energy Lab	C07121289-003A	12/31/2007	Calculation	
Uranium One Inc.	M-14	12/29/2007	Bicarbonate as HCO3, DIS	114	Energy Lab	C07121289-003A	12/31/2007	A2320 B	
Uranium One Inc.	M-14	12/29/2007	Carbonate as CO3, DIS	3	Energy Lab	C07121289-003A	12/31/2007	A2320 B	
Uranium One Inc.	M-14	12/29/2007	Cations, DIS	2.76	Energy Lab	C07121289-003A	12/31/2007	Calculation	
Uranium One Inc.	M-14	12/29/2007	Chloride, DIS	3	Energy Lab	C07121289-003A	12/31/2007	A4500-Cl B	
Uranium One Inc.	M-14	12/29/2007	Conductivity, DIS	253	Energy Lab	C07121289-003A	12/31/2007	A2510 B	
Uranium One Inc.	M-14	12/29/2007	Fluoride, DIS	0.2	Energy Lab	C07121289-003A	12/31/2007	A4500-F C	
Uranium One Inc.	M-14	12/29/2007	pH, DIS	8.42	Energy Lab	C07121289-003A	12/31/2007	A4500-H B	
Uranium One Inc.	M-14	12/29/2007	Solids, Total Dissolved Calculated, DIS	170	Energy Lab	C07121289-003A	12/31/2007	Calculation	
Uranium One Inc.	M-14	12/29/2007	Solids, Total Dissolved TDS @ 180 C, DIS	164	Energy Lab	C07121289-003A	12/31/2007	A2540 C	
Uranium One Inc.	M-14	12/29/2007	Sulfate, DIS	31	Energy Lab	C07121289-003A	12/31/2007	A4500-SO4 E	
Uranium One Inc.	M-14	12/29/2007	TDS Balance (0.80 - 1.20), DIS	0.96	Energy Lab	C07121289-003A	12/31/2007	Calculation	
Uranium One Inc.	M-14	12/29/2007	Nitrogen, Ammonia as N, DIS	0.05	Energy Lab	C07121289-003B	12/31/2007	A4500-NH3 G	
Uranium One Inc.	M-14	12/29/2007	Nitrogen, Nitrate+Nitrite as N, DIS	-0.1	Energy Lab	C07121289-003B	12/31/2007	E353.2	
Uranium One Inc.	M-14	12/29/2007	Iron, TOT	-0.03	Energy Lab	C07121289-003C	12/31/2007	E200.7	
Uranium One Inc.	M-14	12/29/2007	Manganese, TOT	-0.01	Energy Lab	C07121289-003C	12/31/2007	E200.7	
Uranium One Inc.	M-14	12/29/2007	Aluminum, DIS	-0.1	Energy Lab	C07121289-003D	12/31/2007	E200.8	
Uranium One Inc.	M-14	12/29/2007	Arsenic, DIS	0.007	Energy Lab	C07121289-003D	12/31/2007	E200.8	
Uranium One Inc.	M-14	12/29/2007	Barium, DIS	-0.1	Energy Lab	C07121289-003D	12/31/2007	E200.8	
Uranium One Inc.	M-14	12/29/2007	Boron, DIS	-0.1	Energy Lab	C07121289-003D	12/31/2007	E200.7	
Uranium One Inc.	M-14	12/29/2007	Cadmium, DIS	-0.005	Energy Lab	C07121289-003D	12/31/2007	E200.8	
Uranium One Inc.	M-14	12/29/2007	Calcium, DIS	37	Energy Lab	C07121289-003D	12/31/2007	E200.7	
Uranium One Inc.	M-14	12/29/2007	Chromium, DIS	-0.05	Energy Lab	C07121289-003D	12/31/2007	E200.8	
Uranium One Inc.	M-14	12/29/2007	Copper, DIS	-0.01	Energy Lab	C07121289-003D	12/31/2007	E200.8	
Uranium One Inc.	M-14	12/29/2007	Iron, DIS	-0.03	Energy Lab	C07121289-003D	12/31/2007	E200.7	
Uranium One Inc.	M-14	12/29/2007	Lead, DIS	-0.001	Energy Lab	C07121289-003D	12/31/2007	E200.8	
Uranium One Inc.	M-14	12/29/2007	Magnesium, DIS	2	Energy Lab	C07121289-003D	12/31/2007	E200.7	
Uranium One Inc.	M-14	12/29/2007	Manganese, DIS	-0.01	Energy Lab	C07121289-003D	12/31/2007	E200.8	
Uranium One Inc.	M-14	12/29/2007	Mercury, DIS	-0.001	Energy Lab	C07121289-003D	12/31/2007	E200.8	
Uranium One Inc.	M-14	12/29/2007	Molybdenum, DIS	-0.1	Energy Lab	C07121289-003D	12/31/2007	E200.8	
Uranium One Inc.	M-14	12/29/2007	Nickel, DIS	-0.05	Energy Lab	C07121289-003D	12/31/2007	E200.8	
Uranium One Inc.	M-14	12/29/2007	Potassium, DIS	8	Energy Lab	C07121289-003D	12/31/2007	E200.7	
Uranium One Inc.	M-14	12/29/2007	Selenium, DIS	0.001	Energy Lab	C07121289-003D	12/31/2007	E200.8	
Uranium One Inc.	M-14	12/29/2007	Silica, DIS	17.8	Energy Lab	C07121289-003D	12/31/2007	E200.7	
Uranium One Inc.	M-14	12/29/2007	Sodium, DIS	12	Energy Lab	C07121289-003D	12/31/2007	E200.7	
Uranium One Inc.	M-14	12/29/2007	Uranium, DIS	0.0734	Energy Lab	C07121289-003D	12/31/2007	E200.8	
Uranium One Inc.	M-14	12/29/2007	Vanadium, DIS	-0.1	Energy Lab	C07121289-003D	12/31/2007	E200.8	
Uranium One Inc.	M-14	12/29/2007	Zinc, DIS	-0.01	Energy Lab	C07121289-003D	12/31/2007	E200.8	
Uranium One Inc.	M-14	12/29/2007	Gross Alpha, DIS	330	Energy Lab	C07121289-003E	12/31/2007	E900.0	
Uranium One Inc.	M-14	12/29/2007	Gross Beta, DIS	153	Energy Lab	C07121289-003E	12/31/2007	E900.0	
Uranium One Inc.	M-14	12/29/2007	Radium 226, DIS	142	Energy Lab	C07121289-003E	12/31/2007	E903.0	
Uranium One Inc.	M-14	12/29/2007	Radium 228, DIS	-1	Energy Lab	C07121289-003E	12/31/2007	RA-05	
Uranium One Inc.	M-14	4/8/2008	A/C Balance (± 5), DIS	10.9	Energy Lab	C08040387-006A	4/8/2008	Calculation	
Uranium One Inc.	M-14	4/8/2008	Anions, DIS	2.25	Energy Lab	C08040387-006A	4/8/2008	Calculation	
Uranium One Inc.	M-14	4/8/2008	Bicarbonate as HCO3, DIS	98	Energy Lab	C08040387-006A	4/8/2008	A2320 B	
Uranium One Inc.	M-14	4/8/2008	Carbonate as CO3, DIS	1	Energy Lab	C08040387-006A	4/8/2008	A2320 B	
Uranium One Inc.	M-14	4/8/2008	Cations, DIS	2.79	Energy Lab	C08040387-006A	4/8/2008	Calculation	
Uranium One Inc.	M-14	4/8/2008	Chloride, DIS	1	Energy Lab	C08040387-006A	4/8/2008	A4500-Cl B	
Uranium One Inc.	M-14	4/8/2008	Conductivity, DIS	239	Energy Lab	C08040387-006A	4/8/2008	A2510 B	
Uranium One Inc.	M-14	4/8/2008	Fluoride, DIS	0.3	Energy Lab	C08040387-006A	4/8/2008	A4500-F C	
Uranium One Inc.	M-14	4/8/2008	pH, DIS	8.7	Energy Lab	C08040387-006A	4/8/2008	A4500-H B	
Uranium One Inc.	M-14	4/8/2008	Solids, Total Dissolved Calculated, DIS	153	Energy Lab	C08040387-006A	4/8/2008	Calculation	
Uranium One Inc.	M-14	4/8/2008	Solids, Total Dissolved TDS @ 180 C, DIS	142	Energy Lab	C08040387-006A	4/8/2008	A2540 C	
Uranium One Inc.	M-14	4/8/2008	Sulfate, DIS	26	Energy Lab	C08040387-006A	4/8/2008	A4500-SO4 E	
Uranium One Inc.	M-14	4/8/2008	TDS Balance (0.80 - 1.20), DIS	0.93	Energy Lab	C08040387-006A	4/8/2008	Calculation	

Uranium One Inc.	M-14	4/8/2008	Nitrogen, Ammonia as N, DIS	-0.1	Energy Lab	C08040387-006B	4/8/2008	E350.1	
Uranium One Inc.	M-14	4/8/2008	Nitrogen, Nitrate+Nitrite as N, DIS	-0.05	Energy Lab	C08040387-006B	4/8/2008	E353.2	
Uranium One Inc.	M-14	4/8/2008	Iron, TOT	0.04	Energy Lab	C08040387-006C	4/8/2008	E200.7	
Uranium One Inc.	M-14	4/8/2008	Manganese, TOT	-0.01	Energy Lab	C08040387-006C	4/8/2008	E200.7	
Uranium One Inc.	M-14	4/8/2008	Aluminum, DIS	-0.1	Energy Lab	C08040387-006D	4/8/2008	E200.8	
Uranium One Inc.	M-14	4/8/2008	Arsenic, DIS	0.004	Energy Lab	C08040387-006D	4/8/2008	E200.8	
Uranium One Inc.	M-14	4/8/2008	Barium, DIS	-0.1	Energy Lab	C08040387-006D	4/8/2008	E200.8	
Uranium One Inc.	M-14	4/8/2008	Boron, DIS	-0.1	Energy Lab	C08040387-006D	4/8/2008	E200.7	
Uranium One Inc.	M-14	4/8/2008	Cadmium, DIS	-0.005	Energy Lab	C08040387-006D	4/8/2008	E200.8	
Uranium One Inc.	M-14	4/8/2008	Calcium, DIS	32	Energy Lab	C08040387-006D	4/8/2008	E200.7	
Uranium One Inc.	M-14	4/8/2008	Chromium, DIS	-0.05	Energy Lab	C08040387-006D	4/8/2008	E200.8	
Uranium One Inc.	M-14	4/8/2008	Copper, DIS	-0.01	Energy Lab	C08040387-006D	4/8/2008	E200.8	
Uranium One Inc.	M-14	4/8/2008	Iron, DIS	-0.03	Energy Lab	C08040387-006D	4/8/2008	E200.7	
Uranium One Inc.	M-14	4/8/2008	Lead, DIS	-0.001	Energy Lab	C08040387-006D	4/8/2008	E200.8	
Uranium One Inc.	M-14	4/8/2008	Magnesium, DIS	3	Energy Lab	C08040387-006D	4/8/2008	E200.7	
Uranium One Inc.	M-14	4/8/2008	Manganese, DIS	-0.01	Energy Lab	C08040387-006D	4/8/2008	E200.8	
Uranium One Inc.	M-14	4/8/2008	Mercury, DIS	-0.001	Energy Lab	C08040387-006D	4/8/2008	E200.8	
Uranium One Inc.	M-14	4/8/2008	Molybdenum, DIS	-0.1	Energy Lab	C08040387-006D	4/8/2008	E200.8	
Uranium One Inc.	M-14	4/8/2008	Nickel, DIS	-0.05	Energy Lab	C08040387-006D	4/8/2008	E200.8	
Uranium One Inc.	M-14	4/8/2008	Potassium, DIS	9	Energy Lab	C08040387-006D	4/8/2008	E200.7	
Uranium One Inc.	M-14	4/8/2008	Selenium, DIS	-0.001	Energy Lab	C08040387-006D	4/8/2008	E200.8	
Uranium One Inc.	M-14	4/8/2008	Silica, DIS	15.5	Energy Lab	C08040387-006D	4/8/2008	E200.7	
Uranium One Inc.	M-14	4/8/2008	Sodium, DIS	16	Energy Lab	C08040387-006D	4/8/2008	E200.7	
Uranium One Inc.	M-14	4/8/2008	Uranium, DIS	0.0588	Energy Lab	C08040387-006D	4/8/2008	E200.8	
Uranium One Inc.	M-14	4/8/2008	Vanadium, DIS	-0.1	Energy Lab	C08040387-006D	4/8/2008	E200.8	
Uranium One Inc.	M-14	4/8/2008	Zinc, DIS	-0.01	Energy Lab	C08040387-006D	4/8/2008	E200.8	
Uranium One Inc.	M-14	4/8/2008	Gross Alpha, DIS	354	Energy Lab	C08040387-006E	4/8/2008	E900.0	
Uranium One Inc.	M-14	4/8/2008	Gross Alpha MDC, DIS	1.1	Energy Lab	C08040387-006E	4/8/2008	E900.0	
Uranium One Inc.	M-14	4/8/2008	Gross Beta, DIS	137	Energy Lab	C08040387-006E	4/8/2008	E900.0	
Uranium One Inc.	M-14	4/8/2008	Gross Beta MDC, DIS	2.4	Energy Lab	C08040387-006E	4/8/2008	E900.0	
Uranium One Inc.	M-14	4/8/2008	Lead 210, DIS	32.1	Energy Lab	C08040387-006E	4/8/2008	E909.0M	
Uranium One Inc.	M-14	4/8/2008	Polonium 210, DIS	3.6	Energy Lab	C08040387-006E	4/8/2008	RMO-3008	
Uranium One Inc.	M-14	4/8/2008	Radium 226, DIS	143	Energy Lab	C08040387-006E	4/8/2008	E903.0	
Uranium One Inc.	M-14	4/8/2008	Radium 226 MDC, DIS	0.44	Energy Lab	C08040387-006E	4/8/2008	E903.0	
Uranium One Inc.	M-14	4/8/2008	Radium 228, DIS	3	Energy Lab	C08040387-006E	4/8/2008	RA-05	
Uranium One Inc.	M-14	4/8/2008	Radium 228 MDC, DIS	1	Energy Lab	C08040387-006E	4/8/2008	RA-05	
Uranium One Inc.	M-14	4/8/2008	Thorium 230, DIS	0.1	Energy Lab	C08040387-006E	4/8/2008	E907.0	
Uranium One Inc.	M-14	4/8/2008	Lead 210, SUS	0	Energy Lab	C08040387-006F	4/8/2008	E909.0M	
Uranium One Inc.	M-14	4/8/2008	Polonium 210, SUS	2.3	Energy Lab	C08040387-006F	4/8/2008	RMO-3008	
Uranium One Inc.	M-14	4/8/2008	Radium 226, SUS	0.6	Energy Lab	C08040387-006F	4/8/2008	E903.0	
Uranium One Inc.	M-14	4/8/2008	Radium 226 MDC, SUS	0.7	Energy Lab	C08040387-006F	4/8/2008	E903.0	
Uranium One Inc.	M-14	4/8/2008	Thorium 230, SUS	0.8	Energy Lab	C08040387-006F	4/8/2008	E907.0	
Uranium One Inc.	M-14	4/8/2008	Uranium, SUS	-0.0003	Energy Lab	C08040387-006F	4/8/2008	E200.8	
Uranium One Inc.	M-15	4/2/2008	A/C Balance (± 5), DIS	2.59	Energy Lab	C08040167-002A	4/3/2008	Calculation	
Uranium One Inc.	M-15	4/2/2008	Anions, DIS	11.6	Energy Lab	C08040167-002A	4/3/2008	Calculation	
Uranium One Inc.	M-15	4/2/2008	Bicarbonate as HCO3, DIS	261	Energy Lab	C08040167-002A	4/3/2008	A2320 B	
Uranium One Inc.	M-15	4/2/2008	Carbonate as CO3, DIS	-1	Energy Lab	C08040167-002A	4/3/2008	A2320 B	
Uranium One Inc.	M-15	4/2/2008	Cations, DIS	11	Energy Lab	C08040167-002A	4/3/2008	Calculation	
Uranium One Inc.	M-15	4/2/2008	Chloride, DIS	9	Energy Lab	C08040167-002A	4/3/2008	A4500-Cl B	
Uranium One Inc.	M-15	4/2/2008	Conductivity, DIS	930	Energy Lab	C08040167-002A	4/3/2008	A2510 B	
Uranium One Inc.	M-15	4/2/2008	Fluoride, DIS	0.1	Energy Lab	C08040167-002A	4/3/2008	A4500-F C	
Uranium One Inc.	M-15	4/2/2008	pH, DIS	7.51	Energy Lab	C08040167-002A	4/3/2008	A4500-H B	
Uranium One Inc.	M-15	4/2/2008	Solids, Total Dissolved Calculated, DIS	708	Energy Lab	C08040167-002A	4/3/2008	Calculation	
Uranium One Inc.	M-15	4/2/2008	Solids, Total Dissolved TDS @ 180 C, DIS	600	Energy Lab	C08040167-002A	4/3/2008	A2540 C	
Uranium One Inc.	M-15	4/2/2008	Sulfate, DIS	337	Energy Lab	C08040167-002A	4/3/2008	A4500-SO4 E	

Uranium One Inc.	M-15	4/2/2008	TDS Balance (0.80 - 1.20), DIS	0.85	Energy Lab	C08040167-002A	4/3/2008	Calculation	
Uranium One Inc.	M-15	4/2/2008	Nitrogen, Ammonia as N, DIS	-0.05	Energy Lab	C08040167-002B	4/3/2008	A4500-NH3 G	
Uranium One Inc.	M-15	4/2/2008	Nitrogen, Nitrate+Nitrite as N, DIS	-0.1	Energy Lab	C08040167-002B	4/3/2008	E353.2	
Uranium One Inc.	M-15	4/2/2008	Iron, TOT	7.96	Energy Lab	C08040167-002C	4/3/2008	E200.7	
Uranium One Inc.	M-15	4/2/2008	Manganese, TOT	0.15	Energy Lab	C08040167-002C	4/3/2008	E200.7	
Uranium One Inc.	M-15	4/2/2008	Aluminum, DIS	-0.1	Energy Lab	C08040167-002D	4/3/2008	E200.7	
Uranium One Inc.	M-15	4/2/2008	Arsenic, DIS	-0.001	Energy Lab	C08040167-002D	4/3/2008	E200.8	
Uranium One Inc.	M-15	4/2/2008	Barium, DIS	-0.1	Energy Lab	C08040167-002D	4/3/2008	E200.7	
Uranium One Inc.	M-15	4/2/2008	Boron, DIS	-0.1	Energy Lab	C08040167-002D	4/3/2008	E200.7	
Uranium One Inc.	M-15	4/2/2008	Cadmium, DIS	-0.005	Energy Lab	C08040167-002D	4/3/2008	E200.8	
Uranium One Inc.	M-15	4/2/2008	Calcium, DIS	166	Energy Lab	C08040167-002D	4/3/2008	E200.7	
Uranium One Inc.	M-15	4/2/2008	Chromium, DIS	-0.05	Energy Lab	C08040167-002D	4/3/2008	E200.7	
Uranium One Inc.	M-15	4/2/2008	Copper, DIS	-0.01	Energy Lab	C08040167-002D	4/3/2008	E200.8	
Uranium One Inc.	M-15	4/2/2008	Iron, DIS	0.7	Energy Lab	C08040167-002D	4/3/2008	E200.7	
Uranium One Inc.	M-15	4/2/2008	Lead, DIS	-0.001	Energy Lab	C08040167-002D	4/3/2008	E200.8	
Uranium One Inc.	M-15	4/2/2008	Magnesium, DIS	18	Energy Lab	C08040167-002D	4/3/2008	E200.7	
Uranium One Inc.	M-15	4/2/2008	Manganese, DIS	0.15	Energy Lab	C08040167-002D	4/3/2008	E200.7	
Uranium One Inc.	M-15	4/2/2008	Mercury, DIS	-0.001	Energy Lab	C08040167-002D	4/3/2008	E200.8	
Uranium One Inc.	M-15	4/2/2008	Molybdenum, DIS	-0.1	Energy Lab	C08040167-002D	4/3/2008	E200.7	
Uranium One Inc.	M-15	4/2/2008	Nickel, DIS	-0.05	Energy Lab	C08040167-002D	4/3/2008	E200.8	
Uranium One Inc.	M-15	4/2/2008	Potassium, DIS	2	Energy Lab	C08040167-002D	4/3/2008	E200.7	
Uranium One Inc.	M-15	4/2/2008	Selenium, DIS	-0.001	Energy Lab	C08040167-002D	4/3/2008	E200.8	
Uranium One Inc.	M-15	4/2/2008	Silica, DIS	20	Energy Lab	C08040167-002D	4/3/2008	E200.7	
Uranium One Inc.	M-15	4/2/2008	Sodium, DIS	26	Energy Lab	C08040167-002D	4/3/2008	E200.7	
Uranium One Inc.	M-15	4/2/2008	Uranium, DIS	0.0004	Energy Lab	C08040167-002D	4/3/2008	E200.8	
Uranium One Inc.	M-15	4/2/2008	Vanadium, DIS	-0.1	Energy Lab	C08040167-002D	4/3/2008	E200.7	
Uranium One Inc.	M-15	4/2/2008	Zinc, DIS	0.01	Energy Lab	C08040167-002D	4/3/2008	E200.7	
Uranium One Inc.	M-15	4/2/2008	Gross Alpha, DIS	13.7	Energy Lab	C08040167-002E	4/3/2008	E900.0	
Uranium One Inc.	M-15	4/2/2008	Gross Alpha MDC, DIS	2.6	Energy Lab	C08040167-002E	4/3/2008	E900.0	
Uranium One Inc.	M-15	4/2/2008	Gross Beta, DIS	12.4	Energy Lab	C08040167-002E	4/3/2008	E900.0	
Uranium One Inc.	M-15	4/2/2008	Gross Beta MDC, DIS	2.5	Energy Lab	C08040167-002E	4/3/2008	E900.0	
Uranium One Inc.	M-15	4/2/2008	Lead 210, DIS	2.8	Energy Lab	C08040167-002E	4/3/2008	E909.0M	
Uranium One Inc.	M-15	4/2/2008	Polonium 210, DIS	0.8	Energy Lab	C08040167-002E	4/3/2008	RMO-3008	
Uranium One Inc.	M-15	4/2/2008	Radium 226, DIS	3.3	Energy Lab	C08040167-002E	4/3/2008	E903.0	
Uranium One Inc.	M-15	4/2/2008	Radium 226 MDC, DIS	0.21	Energy Lab	C08040167-002E	4/3/2008	E903.0	
Uranium One Inc.	M-15	4/2/2008	Radium 228, DIS	5.9	Energy Lab	C08040167-002E	4/3/2008	RA-05	
Uranium One Inc.	M-15	4/2/2008	Radium 228 MDC, DIS	1.1	Energy Lab	C08040167-002E	4/3/2008	RA-05	
Uranium One Inc.	M-15	4/2/2008	Thorium 230, DIS	0	Energy Lab	C08040167-002E	4/3/2008	E907.0	
Uranium One Inc.	M-15	4/2/2008	Lead 210, SUS	56.3	Energy Lab	C08040167-002F	4/3/2008	E909.0M	
Uranium One Inc.	M-15	4/2/2008	Polonium 210, SUS	0.7	Energy Lab	C08040167-002F	4/3/2008	RMO-3008	
Uranium One Inc.	M-15	4/2/2008	Radium 226, SUS	1.5	Energy Lab	C08040167-002F	4/3/2008	E903.0	
Uranium One Inc.	M-15	4/2/2008	Radium 226 MDC, SUS	0.4	Energy Lab	C08040167-002F	4/3/2008	E903.0	
Uranium One Inc.	M-15	4/2/2008	Thorium 230, SUS	0.1	Energy Lab	C08040167-002F	4/3/2008	E907.0	
Uranium One Inc.	M-15	4/2/2008	Uranium, SUS	-0.0003	Energy Lab	C08040167-002F	4/3/2008	E200.8	
Uranium One Inc.	M-16	12/29/2007	A/C Balance (± 5), DIS	1.97	Energy Lab	C07121289-004A	12/31/2007	Calculation	
Uranium One Inc.	M-16	12/29/2007	Anions, DIS	4.19	Energy Lab	C07121289-004A	12/31/2007	Calculation	
Uranium One Inc.	M-16	12/29/2007	Bicarbonate as HCO3, DIS	165	Energy Lab	C07121289-004A	12/31/2007	A2320 B	
Uranium One Inc.	M-16	12/29/2007	Carbonate as CO3, DIS	6	Energy Lab	C07121289-004A	12/31/2007	A2320 B	
Uranium One Inc.	M-16	12/29/2007	Cations, DIS	4.36	Energy Lab	C07121289-004A	12/31/2007	Calculation	
Uranium One Inc.	M-16	12/29/2007	Chloride, DIS	4	Energy Lab	C07121289-004A	12/31/2007	A4500-Cl B	
Uranium One Inc.	M-16	12/29/2007	Conductivity, DIS	396	Energy Lab	C07121289-004A	12/31/2007	A2510 B	
Uranium One Inc.	M-16	12/29/2007	Fluoride, DIS	0.2	Energy Lab	C07121289-004A	12/31/2007	A4500-F C	
Uranium One Inc.	M-16	12/29/2007	pH, DIS	8.4	Energy Lab	C07121289-004A	12/31/2007	A4500-H B	
Uranium One Inc.	M-16	12/29/2007	Solids, Total Dissolved Calculated, DIS	255	Energy Lab	C07121289-004A	12/31/2007	Calculation	
Uranium One Inc.	M-16	12/29/2007	Solids, Total Dissolved TDS @ 180 C, DIS	257	Energy Lab	C07121289-004A	12/31/2007	A2540 C	

Uranium One Inc.	M-16	12/29/2007	Sulfate, DIS	57	Energy Lab	C07121289-004A	12/31/2007	A4500-SO4 E	
Uranium One Inc.	M-16	12/29/2007	TDS Balance (0.80 - 1.20), DIS	1.01	Energy Lab	C07121289-004A	12/31/2007	Calculation	
Uranium One Inc.	M-16	12/29/2007	Nitrogen, Ammonia as N, DIS	0.09	Energy Lab	C07121289-004B	12/31/2007	A4500-NH3 G	
Uranium One Inc.	M-16	12/29/2007	Nitrogen, Nitrate+Nitrite as N, DIS	-0.1	Energy Lab	C07121289-004B	12/31/2007	E353.2	
Uranium One Inc.	M-16	12/29/2007	Iron, TOT	-0.03	Energy Lab	C07121289-004C	12/31/2007	E200.7	
Uranium One Inc.	M-16	12/29/2007	Manganese, TOT	-0.01	Energy Lab	C07121289-004C	12/31/2007	E200.7	
Uranium One Inc.	M-16	12/29/2007	Aluminum, DIS	-0.1	Energy Lab	C07121289-004D	12/31/2007	E200.8	
Uranium One Inc.	M-16	12/29/2007	Arsenic, DIS	0.007	Energy Lab	C07121289-004D	12/31/2007	E200.8	
Uranium One Inc.	M-16	12/29/2007	Barium, DIS	-0.1	Energy Lab	C07121289-004D	12/31/2007	E200.8	
Uranium One Inc.	M-16	12/29/2007	Boron, DIS	-0.1	Energy Lab	C07121289-004D	12/31/2007	E200.7	
Uranium One Inc.	M-16	12/29/2007	Cadmium, DIS	-0.005	Energy Lab	C07121289-004D	12/31/2007	E200.8	
Uranium One Inc.	M-16	12/29/2007	Calcium, DIS	64	Energy Lab	C07121289-004D	12/31/2007	E200.7	
Uranium One Inc.	M-16	12/29/2007	Chromium, DIS	-0.05	Energy Lab	C07121289-004D	12/31/2007	E200.8	
Uranium One Inc.	M-16	12/29/2007	Copper, DIS	-0.01	Energy Lab	C07121289-004D	12/31/2007	E200.8	
Uranium One Inc.	M-16	12/29/2007	Iron, DIS	-0.03	Energy Lab	C07121289-004D	12/31/2007	E200.7	
Uranium One Inc.	M-16	12/29/2007	Lead, DIS	-0.001	Energy Lab	C07121289-004D	12/31/2007	E200.8	
Uranium One Inc.	M-16	12/29/2007	Magnesium, DIS	5	Energy Lab	C07121289-004D	12/31/2007	E200.7	
Uranium One Inc.	M-16	12/29/2007	Manganese, DIS	-0.01	Energy Lab	C07121289-004D	12/31/2007	E200.8	
Uranium One Inc.	M-16	12/29/2007	Mercury, DIS	-0.001	Energy Lab	C07121289-004D	12/31/2007	E200.8	
Uranium One Inc.	M-16	12/29/2007	Molybdenum, DIS	-0.1	Energy Lab	C07121289-004D	12/31/2007	E200.8	
Uranium One Inc.	M-16	12/29/2007	Nickel, DIS	-0.05	Energy Lab	C07121289-004D	12/31/2007	E200.8	
Uranium One Inc.	M-16	12/29/2007	Potassium, DIS	6	Energy Lab	C07121289-004D	12/31/2007	E200.7	
Uranium One Inc.	M-16	12/29/2007	Selenium, DIS	0.001	Energy Lab	C07121289-004D	12/31/2007	E200.8	
Uranium One Inc.	M-16	12/29/2007	Silica, DIS	19.4	Energy Lab	C07121289-004D	12/31/2007	E200.7	
Uranium One Inc.	M-16	12/29/2007	Sodium, DIS	13	Energy Lab	C07121289-004D	12/31/2007	E200.7	
Uranium One Inc.	M-16	12/29/2007	Uranium, DIS	0.639	Energy Lab	C07121289-004D	12/31/2007	E200.8	
Uranium One Inc.	M-16	12/29/2007	Vanadium, DIS	-0.1	Energy Lab	C07121289-004D	12/31/2007	E200.8	
Uranium One Inc.	M-16	12/29/2007	Zinc, DIS	-0.01	Energy Lab	C07121289-004D	12/31/2007	E200.8	
Uranium One Inc.	M-16	12/29/2007	Gross Alpha, DIS	797	Energy Lab	C07121289-004E	12/31/2007	E900.0	
Uranium One Inc.	M-16	12/29/2007	Gross Beta, DIS	290	Energy Lab	C07121289-004E	12/31/2007	E900.0	
Uranium One Inc.	M-16	12/29/2007	Radium 226, DIS	223	Energy Lab	C07121289-004E	12/31/2007	E903.0	
Uranium One Inc.	M-16	12/29/2007	Radium 228, DIS	-1	Energy Lab	C07121289-004E	12/31/2007	RA-05	
Uranium One Inc.	M-16	4/2/2008	A/C Balance (± 5), DIS	3.01	Energy Lab	C08040167-004A	4/3/2008	Calculation	
Uranium One Inc.	M-16	4/2/2008	Anions, DIS	4.07	Energy Lab	C08040167-004A	4/3/2008	Calculation	
Uranium One Inc.	M-16	4/2/2008	Bicarbonate as HCO3, DIS	144	Energy Lab	C08040167-004A	4/3/2008	A2320 B	
Uranium One Inc.	M-16	4/2/2008	Carbonate as CO3, DIS	11	Energy Lab	C08040167-004A	4/3/2008	A2320 B	
Uranium One Inc.	M-16	4/2/2008	Cations, DIS	4.32	Energy Lab	C08040167-004A	4/3/2008	Calculation	
Uranium One Inc.	M-16	4/2/2008	Chloride, DIS	2	Energy Lab	C08040167-004A	4/3/2008	A4500-Cl B	
Uranium One Inc.	M-16	4/2/2008	Conductivity, DIS	368	Energy Lab	C08040167-004A	4/3/2008	A2510 B	
Uranium One Inc.	M-16	4/2/2008	Fluoride, DIS	0.2	Energy Lab	C08040167-004A	4/3/2008	A4500-F C	
Uranium One Inc.	M-16	4/2/2008	pH, DIS	9	Energy Lab	C08040167-004A	4/3/2008	A4500-H B	
Uranium One Inc.	M-16	4/2/2008	Solids, Total Dissolved Calculated, DIS	252	Energy Lab	C08040167-004A	4/3/2008	Calculation	
Uranium One Inc.	M-16	4/2/2008	Solids, Total Dissolved TDS @ 180 C, DIS	225	Energy Lab	C08040167-004A	4/3/2008	A2540 C	
Uranium One Inc.	M-16	4/2/2008	Sulfate, DIS	61	Energy Lab	C08040167-004A	4/3/2008	A4500-SO4 E	
Uranium One Inc.	M-16	4/2/2008	TDS Balance (0.80 - 1.20), DIS	0.89	Energy Lab	C08040167-004A	4/3/2008	Calculation	
Uranium One Inc.	M-16	4/2/2008	Nitrogen, Ammonia as N, DIS	-0.05	Energy Lab	C08040167-004B	4/3/2008	A4500-NH3 G	
Uranium One Inc.	M-16	4/2/2008	Nitrogen, Nitrate+Nitrite as N, DIS	-0.1	Energy Lab	C08040167-004B	4/3/2008	E353.2	
Uranium One Inc.	M-16	4/2/2008	Iron, TOT	-0.03	Energy Lab	C08040167-004C	4/3/2008	E200.7	
Uranium One Inc.	M-16	4/2/2008	Manganese, TOT	-0.01	Energy Lab	C08040167-004C	4/3/2008	E200.7	
Uranium One Inc.	M-16	4/2/2008	Aluminum, DIS	-0.1	Energy Lab	C08040167-004D	4/3/2008	E200.7	
Uranium One Inc.	M-16	4/2/2008	Arsenic, DIS	0.01	Energy Lab	C08040167-004D	4/3/2008	E200.8	
Uranium One Inc.	M-16	4/2/2008	Barium, DIS	-0.1	Energy Lab	C08040167-004D	4/3/2008	E200.7	
Uranium One Inc.	M-16	4/2/2008	Boron, DIS	-0.1	Energy Lab	C08040167-004D	4/3/2008	E200.7	
Uranium One Inc.	M-16	4/2/2008	Cadmium, DIS	-0.005	Energy Lab	C08040167-004D	4/3/2008	E200.8	
Uranium One Inc.	M-16	4/2/2008	Calcium, DIS	65	Energy Lab	C08040167-004D	4/3/2008	E200.7	

Uranium One Inc.	M-16	4/2/2008	Chromium, DIS	-0.05	Energy Lab	C08040167-004D	4/3/2008	E200.7	
Uranium One Inc.	M-16	4/2/2008	Copper, DIS	-0.01	Energy Lab	C08040167-004D	4/3/2008	E200.7	
Uranium One Inc.	M-16	4/2/2008	Iron, DIS	-0.03	Energy Lab	C08040167-004D	4/3/2008	E200.7	
Uranium One Inc.	M-16	4/2/2008	Lead, DIS	-0.001	Energy Lab	C08040167-004D	4/3/2008	E200.8	
Uranium One Inc.	M-16	4/2/2008	Magnesium, DIS	4	Energy Lab	C08040167-004D	4/3/2008	E200.7	
Uranium One Inc.	M-16	4/2/2008	Manganese, DIS	-0.01	Energy Lab	C08040167-004D	4/3/2008	E200.7	
Uranium One Inc.	M-16	4/2/2008	Mercury, DIS	-0.001	Energy Lab	C08040167-004D	4/3/2008	E200.8	
Uranium One Inc.	M-16	4/2/2008	Molybdenum, DIS	-0.1	Energy Lab	C08040167-004D	4/3/2008	E200.7	
Uranium One Inc.	M-16	4/2/2008	Nickel, DIS	-0.05	Energy Lab	C08040167-004D	4/3/2008	E200.8	
Uranium One Inc.	M-16	4/2/2008	Potassium, DIS	4	Energy Lab	C08040167-004D	4/3/2008	E200.7	
Uranium One Inc.	M-16	4/2/2008	Selenium, DIS	0.002	Energy Lab	C08040167-004D	4/3/2008	E200.8	
Uranium One Inc.	M-16	4/2/2008	Silica, DIS	19.1	Energy Lab	C08040167-004D	4/3/2008	E200.7	
Uranium One Inc.	M-16	4/2/2008	Sodium, DIS	15	Energy Lab	C08040167-004D	4/3/2008	E200.7	
Uranium One Inc.	M-16	4/2/2008	Uranium, DIS	0.809	Energy Lab	C08040167-004D	4/3/2008	E200.8	
Uranium One Inc.	M-16	4/2/2008	Vanadium, DIS	-0.1	Energy Lab	C08040167-004D	4/3/2008	E200.7	
Uranium One Inc.	M-16	4/2/2008	Zinc, DIS	-0.01	Energy Lab	C08040167-004D	4/3/2008	E200.7	
Uranium One Inc.	M-16	4/2/2008	Gross Alpha, DIS	997	Energy Lab	C08040167-004E	4/3/2008	E900.0	
Uranium One Inc.	M-16	4/2/2008	Gross Alpha MDC, DIS	1.4	Energy Lab	C08040167-004E	4/3/2008	E900.0	
Uranium One Inc.	M-16	4/2/2008	Gross Beta, DIS	445	Energy Lab	C08040167-004E	4/3/2008	E900.0	
Uranium One Inc.	M-16	4/2/2008	Gross Beta MDC, DIS	2.4	Energy Lab	C08040167-004E	4/3/2008	E900.0	
Uranium One Inc.	M-16	4/2/2008	Lead 210, DIS	78.1	Energy Lab	C08040167-004E	4/3/2008	E909.0M	
Uranium One Inc.	M-16	4/2/2008	Polonium 210, DIS	38	Energy Lab	C08040167-004E	4/3/2008	RMO-3008	
Uranium One Inc.	M-16	4/2/2008	Radium 226, DIS	231	Energy Lab	C08040167-004E	4/3/2008	E903.0	
Uranium One Inc.	M-16	4/2/2008	Radium 226 MDC, DIS	0.22	Energy Lab	C08040167-004E	4/3/2008	E903.0	
Uranium One Inc.	M-16	4/2/2008	Radium 228, DIS	2.5	Energy Lab	C08040167-004E	4/3/2008	RA-05	
Uranium One Inc.	M-16	4/2/2008	Radium 228 MDC, DIS	1.1	Energy Lab	C08040167-004E	4/3/2008	RA-05	
Uranium One Inc.	M-16	4/2/2008	Thorium 230, DIS	0.4	Energy Lab	C08040167-004E	4/3/2008	E907.0	
Uranium One Inc.	M-16	4/2/2008	Lead 210, SUS	32.9	Energy Lab	C08040167-004F	4/3/2008	E909.0M	
Uranium One Inc.	M-16	4/2/2008	Polonium 210, SUS	4.8	Energy Lab	C08040167-004F	4/3/2008	RMO-3008	
Uranium One Inc.	M-16	4/2/2008	Radium 226, SUS	0.2	Energy Lab	C08040167-004F	4/3/2008	E903.0	
Uranium One Inc.	M-16	4/2/2008	Radium 226 MDC, SUS	0.4	Energy Lab	C08040167-004F	4/3/2008	E903.0	
Uranium One Inc.	M-16	4/2/2008	Thorium 230, SUS	0	Energy Lab	C08040167-004F	4/3/2008	E907.0	
Uranium One Inc.	M-16	4/2/2008	Uranium, SUS	0.0007	Energy Lab	C08040167-004F	4/3/2008	E200.8	
Uranium One Inc.	MP-16	3/28/2008	A/C Balance (± 5), DIS	1.15	Energy Lab	C08031238-002A	3/29/2008	Calculation	
Uranium One Inc.	MP-16	3/28/2008	Anions, DIS	3.87	Energy Lab	C08031238-002A	3/29/2008	Calculation	
Uranium One Inc.	MP-16	3/28/2008	Bicarbonate as HCO3, DIS	165	Energy Lab	C08031238-002A	3/29/2008	A2320 B	
Uranium One Inc.	MP-16	3/28/2008	Carbonate as CO3, DIS	-1	Energy Lab	C08031238-002A	3/29/2008	A2320 B	
Uranium One Inc.	MP-16	3/28/2008	Cations, DIS	3.96	Energy Lab	C08031238-002A	3/29/2008	Calculation	
Uranium One Inc.	MP-16	3/28/2008	Chloride, DIS	5	Energy Lab	C08031238-002A	3/29/2008	A4500-Cl B	
Uranium One Inc.	MP-16	3/28/2008	Conductivity, DIS	352	Energy Lab	C08031238-002A	3/29/2008	A2510 B	
Uranium One Inc.	MP-16	3/28/2008	Fluoride, DIS	0.2	Energy Lab	C08031238-002A	3/29/2008	A4500-F C	
Uranium One Inc.	MP-16	3/28/2008	pH, DIS	7.96	Energy Lab	C08031238-002A	3/29/2008	A4500-H B	
Uranium One Inc.	MP-16	3/28/2008	Solids, Total Dissolved Calculated, DIS	233	Energy Lab	C08031238-002A	3/29/2008	Calculation	
Uranium One Inc.	MP-16	3/28/2008	Solids, Total Dissolved TDS @ 180 C, DIS	208	Energy Lab	C08031238-002A	3/29/2008	A2540 C	
Uranium One Inc.	MP-16	3/28/2008	Sulfate, DIS	48	Energy Lab	C08031238-002A	3/29/2008	A4500-SO4 E	
Uranium One Inc.	MP-16	3/28/2008	TDS Balance (0.80 - 1.20), DIS	0.89	Energy Lab	C08031238-002A	3/29/2008	Calculation	
Uranium One Inc.	MP-16	3/28/2008	Nitrogen, Ammonia as N, DIS	0.05	Energy Lab	C08031238-002B	3/29/2008	A4500-NH3 G	
Uranium One Inc.	MP-16	3/28/2008	Nitrogen, Nitrate+Nitrite as N, DIS	-0.1	Energy Lab	C08031238-002B	3/29/2008	E353.2	
Uranium One Inc.	MP-16	3/28/2008	Iron, TOT	-0.03	Energy Lab	C08031238-002C	3/29/2008	E200.7	
Uranium One Inc.	MP-16	3/28/2008	Manganese, TOT	0.01	Energy Lab	C08031238-002C	3/29/2008	E200.7	
Uranium One Inc.	MP-16	3/28/2008	Aluminum, DIS	-0.1	Energy Lab	C08031238-002D	3/29/2008	E200.7	
Uranium One Inc.	MP-16	3/28/2008	Arsenic, DIS	0.003	Energy Lab	C08031238-002D	3/29/2008	E200.8	
Uranium One Inc.	MP-16	3/28/2008	Barium, DIS	-0.1	Energy Lab	C08031238-002D	3/29/2008	E200.8	
Uranium One Inc.	MP-16	3/28/2008	Boron, DIS	-0.1	Energy Lab	C08031238-002D	3/29/2008	E200.7	
Uranium One Inc.	MP-16	3/28/2008	Cadmium, DIS	-0.005	Energy Lab	C08031238-002D	3/29/2008	E200.8	

Uranium One Inc.	MP-16	3/28/2008	Calcium, DIS	57	Energy Lab	C08031238-002D	3/29/2008	E200.7	
Uranium One Inc.	MP-16	3/28/2008	Chromium, DIS	-0.05	Energy Lab	C08031238-002D	3/29/2008	E200.7	
Uranium One Inc.	MP-16	3/28/2008	Copper, DIS	-0.01	Energy Lab	C08031238-002D	3/29/2008	E200.7	
Uranium One Inc.	MP-16	3/28/2008	Iron, DIS	-0.03	Energy Lab	C08031238-002D	3/29/2008	E200.7	
Uranium One Inc.	MP-16	3/28/2008	Lead, DIS	-0.001	Energy Lab	C08031238-002D	3/29/2008	E200.8	
Uranium One Inc.	MP-16	3/28/2008	Magnesium, DIS	5	Energy Lab	C08031238-002D	3/29/2008	E200.7	
Uranium One Inc.	MP-16	3/28/2008	Manganese, DIS	0.01	Energy Lab	C08031238-002D	3/29/2008	E200.7	
Uranium One Inc.	MP-16	3/28/2008	Mercury, DIS	-0.001	Energy Lab	C08031238-002D	3/29/2008	E200.8	
Uranium One Inc.	MP-16	3/28/2008	Molybdenum, DIS	-0.1	Energy Lab	C08031238-002D	3/29/2008	E200.7	
Uranium One Inc.	MP-16	3/28/2008	Nickel, DIS	-0.05	Energy Lab	C08031238-002D	3/29/2008	E200.8	
Uranium One Inc.	MP-16	3/28/2008	Potassium, DIS	2	Energy Lab	C08031238-002D	3/29/2008	E200.7	
Uranium One Inc.	MP-16	3/28/2008	Selenium, DIS	-0.001	Energy Lab	C08031238-002D	3/29/2008	E200.8	
Uranium One Inc.	MP-16	3/28/2008	Silica, DIS	19.4	Energy Lab	C08031238-002D	3/29/2008	E200.7	
Uranium One Inc.	MP-16	3/28/2008	Sodium, DIS	14	Energy Lab	C08031238-002D	3/29/2008	E200.7	
Uranium One Inc.	MP-16	3/28/2008	Uranium, DIS	0.0072	Energy Lab	C08031238-002D	3/29/2008	E200.8	
Uranium One Inc.	MP-16	3/28/2008	Vanadium, DIS	-0.1	Energy Lab	C08031238-002D	3/29/2008	E200.7	
Uranium One Inc.	MP-16	3/28/2008	Zinc, DIS	-0.01	Energy Lab	C08031238-002D	3/29/2008	E200.7	
Uranium One Inc.	MP-16	3/28/2008	Gross Alpha, DIS	345	Energy Lab	C08031238-002E	3/29/2008	E900.0	
Uranium One Inc.	MP-16	3/28/2008	Gross Alpha MDC, DIS	2	Energy Lab	C08031238-002E	3/29/2008	E900.0	
Uranium One Inc.	MP-16	3/28/2008	Gross Beta, DIS	125	Energy Lab	C08031238-002E	3/29/2008	E900.0	
Uranium One Inc.	MP-16	3/28/2008	Gross Beta MDC, DIS	2.6	Energy Lab	C08031238-002E	3/29/2008	E900.0	
Uranium One Inc.	MP-16	3/28/2008	Lead 210, DIS	45.7	Energy Lab	C08031238-002E	3/29/2008	E909.0M	
Uranium One Inc.	MP-16	3/28/2008	Polonium 210, DIS	3.3	Energy Lab	C08031238-002E	3/29/2008	RMO-3008	
Uranium One Inc.	MP-16	3/28/2008	Radium 226, DIS	129	Energy Lab	C08031238-002E	3/29/2008	E903.0	
Uranium One Inc.	MP-16	3/28/2008	Radium 226 MDC, DIS	0.1	Energy Lab	C08031238-002E	3/29/2008	E903.0	
Uranium One Inc.	MP-16	3/28/2008	Radium 228, DIS	3.7	Energy Lab	C08031238-002E	3/29/2008	RA-05	
Uranium One Inc.	MP-16	3/28/2008	Radium 228 MDC, DIS	1.1	Energy Lab	C08031238-002E	3/29/2008	RA-05	
Uranium One Inc.	MP-16	3/28/2008	Thorium 230, DIS	0.3	Energy Lab	C08031238-002E	3/29/2008	E907.0	
Uranium One Inc.	MP-16	3/28/2008	Lead 210, SUS	16.2	Energy Lab	C08031238-002F	3/29/2008	E909.0M	
Uranium One Inc.	MP-16	3/28/2008	Polonium 210, SUS	2.7	Energy Lab	C08031238-002F	3/29/2008	RMO-3008	
Uranium One Inc.	MP-16	3/28/2008	Radium 226, SUS	1.3	Energy Lab	C08031238-002F	3/29/2008	E903.0	
Uranium One Inc.	MP-16	3/28/2008	Radium 226 MDC, SUS	0.3	Energy Lab	C08031238-002F	3/29/2008	E903.0	
Uranium One Inc.	MP-16	3/28/2008	Thorium 230, SUS	0.3	Energy Lab	C08031238-002F	3/29/2008	E907.0	
Uranium One Inc.	MP-16	3/28/2008	Uranium, SUS	0.0013	Energy Lab	C08031238-002F	3/29/2008	E200.8	
Uranium One Inc.	MU-16	4/2/2008	A/C Balance (± 5), DIS	0.157	Energy Lab	C08040167-005A	4/3/2008	Calculation	
Uranium One Inc.	MU-16	4/2/2008	Anions, DIS	5.81	Energy Lab	C08040167-005A	4/3/2008	Calculation	
Uranium One Inc.	MU-16	4/2/2008	Bicarbonate as HCO3, DIS	150	Energy Lab	C08040167-005A	4/3/2008	A2320 B	
Uranium One Inc.	MU-16	4/2/2008	Carbonate as CO3, DIS	-1	Energy Lab	C08040167-005A	4/3/2008	A2320 B	
Uranium One Inc.	MU-16	4/2/2008	Cations, DIS	5.83	Energy Lab	C08040167-005A	4/3/2008	Calculation	
Uranium One Inc.	MU-16	4/2/2008	Chloride, DIS	3	Energy Lab	C08040167-005A	4/3/2008	A4500-Cl B	
Uranium One Inc.	MU-16	4/2/2008	Conductivity, DIS	518	Energy Lab	C08040167-005A	4/3/2008	A2510 B	
Uranium One Inc.	MU-16	4/2/2008	Fluoride, DIS	0.2	Energy Lab	C08040167-005A	4/3/2008	A4500-F C	
Uranium One Inc.	MU-16	4/2/2008	pH, DIS	8.63	Energy Lab	C08040167-005A	4/3/2008	A4500-H B	
Uranium One Inc.	MU-16	4/2/2008	Solids, Total Dissolved Calculated, DIS	372	Energy Lab	C08040167-005A	4/3/2008	Calculation	
Uranium One Inc.	MU-16	4/2/2008	Solids, Total Dissolved TDS @ 180 C, DIS	329	Energy Lab	C08040167-005A	4/3/2008	A2540 C	
Uranium One Inc.	MU-16	4/2/2008	Sulfate, DIS	156	Energy Lab	C08040167-005A	4/3/2008	A4500-SO4 E	
Uranium One Inc.	MU-16	4/2/2008	TDS Balance (0.80 - 1.20), DIS	0.88	Energy Lab	C08040167-005A	4/3/2008	Calculation	
Uranium One Inc.	MU-16	4/2/2008	Nitrogen, Ammonia as N, DIS	-0.05	Energy Lab	C08040167-005B	4/3/2008	A4500-NH3 G	
Uranium One Inc.	MU-16	4/2/2008	Nitrogen, Nitrate+Nitrite as N, DIS	0.2	Energy Lab	C08040167-005B	4/3/2008	E353.2	
Uranium One Inc.	MU-16	4/2/2008	Iron, TOT	-0.03	Energy Lab	C08040167-005C	4/3/2008	E200.7	
Uranium One Inc.	MU-16	4/2/2008	Manganese, TOT	-0.01	Energy Lab	C08040167-005C	4/3/2008	E200.7	
Uranium One Inc.	MU-16	4/2/2008	Aluminum, DIS	-0.1	Energy Lab	C08040167-005D	4/3/2008	E200.7	
Uranium One Inc.	MU-16	4/2/2008	Arsenic, DIS	0.006	Energy Lab	C08040167-005D	4/3/2008	E200.8	
Uranium One Inc.	MU-16	4/2/2008	Barium, DIS	-0.1	Energy Lab	C08040167-005D	4/3/2008	E200.7	
Uranium One Inc.	MU-16	4/2/2008	Boron, DIS	-0.1	Energy Lab	C08040167-005D	4/3/2008	E200.7	

Uranium One Inc.	MU-16	4/2/2008	Cadmium, DIS	-0.005	Energy Lab	C08040167-005D	4/3/2008	E200.8	
Uranium One Inc.	MU-16	4/2/2008	Calcium, DIS	89	Energy Lab	C08040167-005D	4/3/2008	E200.7	
Uranium One Inc.	MU-16	4/2/2008	Chromium, DIS	-0.05	Energy Lab	C08040167-005D	4/3/2008	E200.7	
Uranium One Inc.	MU-16	4/2/2008	Copper, DIS	-0.01	Energy Lab	C08040167-005D	4/3/2008	E200.7	
Uranium One Inc.	MU-16	4/2/2008	Iron, DIS	-0.03	Energy Lab	C08040167-005D	4/3/2008	E200.7	
Uranium One Inc.	MU-16	4/2/2008	Lead, DIS	-0.001	Energy Lab	C08040167-005D	4/3/2008	E200.8	
Uranium One Inc.	MU-16	4/2/2008	Magnesium, DIS	7	Energy Lab	C08040167-005D	4/3/2008	E200.7	
Uranium One Inc.	MU-16	4/2/2008	Manganese, DIS	-0.01	Energy Lab	C08040167-005D	4/3/2008	E200.7	
Uranium One Inc.	MU-16	4/2/2008	Mercury, DIS	-0.001	Energy Lab	C08040167-005D	4/3/2008	E200.8	
Uranium One Inc.	MU-16	4/2/2008	Molybdenum, DIS	-0.1	Energy Lab	C08040167-005D	4/3/2008	E200.7	
Uranium One Inc.	MU-16	4/2/2008	Nickel, DIS	-0.05	Energy Lab	C08040167-005D	4/3/2008	E200.8	
Uranium One Inc.	MU-16	4/2/2008	Potassium, DIS	6	Energy Lab	C08040167-005D	4/3/2008	E200.7	
Uranium One Inc.	MU-16	4/2/2008	Selenium, DIS	0.002	Energy Lab	C08040167-005D	4/3/2008	E200.8	
Uranium One Inc.	MU-16	4/2/2008	Silica, DIS	21.5	Energy Lab	C08040167-005D	4/3/2008	E200.7	
Uranium One Inc.	MU-16	4/2/2008	Sodium, DIS	14	Energy Lab	C08040167-005D	4/3/2008	E200.7	
Uranium One Inc.	MU-16	4/2/2008	Uranium, DIS	0.0703	Energy Lab	C08040167-005D	4/3/2008	E200.8	
Uranium One Inc.	MU-16	4/2/2008	Vanadium, DIS	-0.1	Energy Lab	C08040167-005D	4/3/2008	E200.7	
Uranium One Inc.	MU-16	4/2/2008	Zinc, DIS	-0.01	Energy Lab	C08040167-005D	4/3/2008	E200.7	
Uranium One Inc.	MU-16	4/2/2008	Gross Alpha, DIS	82.7	Energy Lab	C08040167-005E	4/3/2008	E900.0	
Uranium One Inc.	MU-16	4/2/2008	Gross Alpha MDC, DIS	1.6	Energy Lab	C08040167-005E	4/3/2008	E900.0	
Uranium One Inc.	MU-16	4/2/2008	Gross Beta, DIS	30.8	Energy Lab	C08040167-005E	4/3/2008	E900.0	
Uranium One Inc.	MU-16	4/2/2008	Gross Beta MDC, DIS	2.4	Energy Lab	C08040167-005E	4/3/2008	E900.0	
Uranium One Inc.	MU-16	4/2/2008	Lead 210, DIS	11.2	Energy Lab	C08040167-005E	4/3/2008	E909.0M	
Uranium One Inc.	MU-16	4/2/2008	Polonium 210, DIS	-0.1	Energy Lab	C08040167-005E	4/3/2008	RMO-3008	Value is a negative value, not a limit
Uranium One Inc.	MU-16	4/2/2008	Radium 226, DIS	4.1	Energy Lab	C08040167-005E	4/3/2008	E903.0	
Uranium One Inc.	MU-16	4/2/2008	Radium 226 MDC, DIS	0.22	Energy Lab	C08040167-005E	4/3/2008	E903.0	
Uranium One Inc.	MU-16	4/2/2008	Radium 228, DIS	4.2	Energy Lab	C08040167-005E	4/3/2008	RA-05	
Uranium One Inc.	MU-16	4/2/2008	Radium 228 MDC, DIS	1.1	Energy Lab	C08040167-005E	4/3/2008	RA-05	
Uranium One Inc.	MU-16	4/2/2008	Thorium 230, DIS	0	Energy Lab	C08040167-005E	4/3/2008	E907.0	
Uranium One Inc.	MU-16	4/2/2008	Lead 210, SUS	39.3	Energy Lab	C08040167-005F	4/3/2008	E909.0M	
Uranium One Inc.	MU-16	4/2/2008	Polonium 210, SUS	0.2	Energy Lab	C08040167-005F	4/3/2008	RMO-3008	
Uranium One Inc.	MU-16	4/2/2008	Radium 226, SUS	-0.2	Energy Lab	C08040167-005F	4/3/2008	E903.0	Value is a negative value, not a limit
Uranium One Inc.	MU-16	4/2/2008	Radium 226 MDC, SUS	0.4	Energy Lab	C08040167-005F	4/3/2008	E903.0	
Uranium One Inc.	MU-16	4/2/2008	Thorium 230, SUS	0	Energy Lab	C08040167-005F	4/3/2008	E907.0	
Uranium One Inc.	MU-16	4/2/2008	Uranium, SUS	-0.0003	Energy Lab	C08040167-005F	4/3/2008	E200.8	

1. Unless otherwise noted, A negative value signifies a detection limit value. For example, -1 is <1

JAB GROUND WATER QUALITY LAB RESULTS

JAB Ground Water Quality Lab Results

Client Name	Station Name	Sample Date	Parameter Name	Parameter Value	Lab Name	Lab Sample ID	Analysis Date	Analytical Method	Comments
Uranium One Inc.	MP-2069	3/11/2008	A/C Balance (± 5), DIS	4.85	Energy Lab	C08030408-001A	3/12/2008	Calculation	
Uranium One Inc.	MP-2069	3/11/2008	Anions, DIS	30.1	Energy Lab	C08030408-001A	3/12/2008	Calculation	
Uranium One Inc.	MP-2069	3/11/2008	Bicarbonate as HCO3, DIS	109	Energy Lab	C08030408-001A	3/12/2008	A2320 B	
Uranium One Inc.	MP-2069	3/11/2008	Carbonate as CO3, DIS	-1	Energy Lab	C08030408-001A	3/12/2008	A2320 B	
Uranium One Inc.	MP-2069	3/11/2008	Cations, DIS	27.3	Energy Lab	C08030408-001A	3/12/2008	Calculation	
Uranium One Inc.	MP-2069	3/11/2008	Chloride, DIS	14	Energy Lab	C08030408-001A	3/12/2008	A4500-Cl B	
Uranium One Inc.	MP-2069	3/11/2008	Conductivity, DIS	2270	Energy Lab	C08030408-001A	3/12/2008	A2510 B	
Uranium One Inc.	MP-2069	3/11/2008	Fluoride, DIS	0.3	Energy Lab	C08030408-001A	3/12/2008	A4500-F C	
Uranium One Inc.	MP-2069	3/11/2008	pH, DIS	7.68	Energy Lab	C08030408-001A	3/12/2008	A4500-H B	
Uranium One Inc.	MP-2069	3/11/2008	Solids, Total Dissolved Calculated, DIS	1970	Energy Lab	C08030408-001A	3/12/2008	Calculation	
Uranium One Inc.	MP-2069	3/11/2008	Solids, Total Dissolved TDS @ 180 C, DIS	2120	Energy Lab	C08030408-001A	3/12/2008	A2540 C	
Uranium One Inc.	MP-2069	3/11/2008	Sulfate, DIS	1340	Energy Lab	C08030408-001A	3/12/2008	A4500-SO4 E	
Uranium One Inc.	MP-2069	3/11/2008	TDS Balance (0.80 - 1.20), DIS	1.08	Energy Lab	C08030408-001A	3/12/2008	Calculation	
Uranium One Inc.	MP-2069	3/11/2008	Iron, TOT	0.42	Energy Lab	C08030408-001B	3/12/2008	E200.7	
Uranium One Inc.	MP-2069	3/11/2008	Manganese, TOT	0.17	Energy Lab	C08030408-001B	3/12/2008	E200.7	
Uranium One Inc.	MP-2069	3/11/2008	Aluminum, DIS	-0.1	Energy Lab	C08030408-001C	3/12/2008	E200.8	
Uranium One Inc.	MP-2069	3/11/2008	Arsenic, DIS	0.009	Energy Lab	C08030408-001C	3/12/2008	E200.8	
Uranium One Inc.	MP-2069	3/11/2008	Barium, DIS	-0.1	Energy Lab	C08030408-001C	3/12/2008	E200.7	
Uranium One Inc.	MP-2069	3/11/2008	Boron, DIS	-0.1	Energy Lab	C08030408-001C	3/12/2008	E200.7	
Uranium One Inc.	MP-2069	3/11/2008	Cadmium, DIS	-0.005	Energy Lab	C08030408-001C	3/12/2008	E200.8	
Uranium One Inc.	MP-2069	3/11/2008	Calcium, DIS	441	Energy Lab	C08030408-001C	3/12/2008	E200.7	
Uranium One Inc.	MP-2069	3/11/2008	Chromium, DIS	-0.05	Energy Lab	C08030408-001C	3/12/2008	E200.7	
Uranium One Inc.	MP-2069	3/11/2008	Copper, DIS	-0.01	Energy Lab	C08030408-001C	3/12/2008	E200.8	
Uranium One Inc.	MP-2069	3/11/2008	Iron, DIS	-0.03	Energy Lab	C08030408-001C	3/12/2008	E200.7	
Uranium One Inc.	MP-2069	3/11/2008	Lead, DIS	-0.001	Energy Lab	C08030408-001C	3/12/2008	E200.8	
Uranium One Inc.	MP-2069	3/11/2008	Magnesium, DIS	30	Energy Lab	C08030408-001C	3/12/2008	E200.7	
Uranium One Inc.	MP-2069	3/11/2008	Manganese, DIS	0.16	Energy Lab	C08030408-001C	3/12/2008	E200.7	
Uranium One Inc.	MP-2069	3/11/2008	Mercury, DIS	-0.001	Energy Lab	C08030408-001C	3/12/2008	E200.8	
Uranium One Inc.	MP-2069	3/11/2008	Molybdenum, DIS	-0.1	Energy Lab	C08030408-001C	3/12/2008	E200.7	
Uranium One Inc.	MP-2069	3/11/2008	Nickel, DIS	-0.05	Energy Lab	C08030408-001C	3/12/2008	E200.7	
Uranium One Inc.	MP-2069	3/11/2008	Potassium, DIS	9	Energy Lab	C08030408-001C	3/12/2008	E200.7	
Uranium One Inc.	MP-2069	3/11/2008	Selenium, DIS	0.001	Energy Lab	C08030408-001C	3/12/2008	E200.8	
Uranium One Inc.	MP-2069	3/11/2008	Silica, DIS	19.2	Energy Lab	C08030408-001C	3/12/2008	E200.7	
Uranium One Inc.	MP-2069	3/11/2008	Sodium, DIS	59	Energy Lab	C08030408-001C	3/12/2008	E200.7	
Uranium One Inc.	MP-2069	3/11/2008	Uranium, DIS	1.15	Energy Lab	C08030408-001C	3/12/2008	E200.8	
Uranium One Inc.	MP-2069	3/11/2008	Vanadium, DIS	-0.1	Energy Lab	C08030408-001C	3/12/2008	E200.7	
Uranium One Inc.	MP-2069	3/11/2008	Zinc, DIS	0.02	Energy Lab	C08030408-001C	3/12/2008	E200.7	
Uranium One Inc.	MP-2069	3/11/2008	Gross Alpha, DIS	3570	Energy Lab	C08030408-001D	3/12/2008	E900.0	
Uranium One Inc.	MP-2069	3/11/2008	Gross Alpha MDC, DIS	3.7	Energy Lab	C08030408-001D	3/12/2008	E900.0	
Uranium One Inc.	MP-2069	3/11/2008	Gross Beta, DIS	1310	Energy Lab	C08030408-001D	3/12/2008	E900.0	
Uranium One Inc.	MP-2069	3/11/2008	Gross Beta MDC, DIS	6.4	Energy Lab	C08030408-001D	3/12/2008	E900.0	
Uranium One Inc.	MP-2069	3/11/2008	Lead 210, DIS	25.1	Energy Lab	C08030408-001D	3/12/2008	E909.0M	
Uranium One Inc.	MP-2069	3/11/2008	Polonium 210, DIS	24	Energy Lab	C08030408-001D	3/12/2008	RMO-3008	
Uranium One Inc.	MP-2069	3/11/2008	Radium 226, DIS	1100	Energy Lab	C08030408-001D	3/12/2008	E903.0	
Uranium One Inc.	MP-2069	3/11/2008	Radium 226 MDC, DIS	0.1	Energy Lab	C08030408-001D	3/12/2008	E903.0	
Uranium One Inc.	MP-2069	3/11/2008	Radium 228, DIS	15.6	Energy Lab	C08030408-001D	3/12/2008	RA-05	
Uranium One Inc.	MP-2069	3/11/2008	Thorium 230, DIS	0.1	Energy Lab	C08030408-001D	3/12/2008	E907.0	
Uranium One Inc.	MP-2069	3/11/2008	Polonium 210, SUS	24.5	Energy Lab	C08030408-001E	3/12/2008	RMO-3008	
Uranium One Inc.	MP-2069	3/11/2008	Radium 226, SUS	57.5	Energy Lab	C08030408-001E	3/12/2008	E903.0	
Uranium One Inc.	MP-2069	3/11/2008	Radium 226 MDC, SUS	1.9	Energy Lab	C08030408-001E	3/12/2008	E903.0	
Uranium One Inc.	MP-2069	3/11/2008	Thorium 230, SUS	0.4	Energy Lab	C08030408-001E	3/12/2008	E907.0	
Uranium One Inc.	MP-2069	3/11/2008	Uranium, SUS	0.0279	Energy Lab	C08030408-001E	3/12/2008	E200.8	
Uranium One Inc.	MP-2069	3/11/2008	Nitrogen, Ammonia as N, DIS	-0.05	Energy Lab	C08030408-001F	3/12/2008	A4500-NH3 G	
Uranium One Inc.	MP-2069	3/11/2008	Nitrogen, Nitrate+Nitrite as N, DIS	-0.1	Energy Lab	C08030408-001F	3/12/2008	E353.2	
Uranium One Inc.	MP-2103	3/12/2008	A/C Balance (± 5), DIS	2.89	Energy Lab	C08030485-001A	3/13/2008	Calculation	
Uranium One Inc.	MP-2103	3/12/2008	Anions, DIS	5.71	Energy Lab	C08030485-001A	3/13/2008	Calculation	
Uranium One Inc.	MP-2103	3/12/2008	Bicarbonate as HCO3, DIS	141	Energy Lab	C08030485-001A	3/13/2008	A2320 B	
Uranium One Inc.	MP-2103	3/12/2008	Carbonate as CO3, DIS	-1	Energy Lab	C08030485-001A	3/13/2008	A2320 B	
Uranium One Inc.	MP-2103	3/12/2008	Cations, DIS	5.39	Energy Lab	C08030485-001A	3/13/2008	Calculation	

Uranium One Inc.	MP-2103	3/12/2008	Chloride, DIS	5	Energy Lab	C08030485-001A	3/13/2008	A4500-Cl B	
Uranium One Inc.	MP-2103	3/12/2008	Conductivity, DIS	535	Energy Lab	C08030485-001A	3/13/2008	A2510 B	
Uranium One Inc.	MP-2103	3/12/2008	Fluoride, DIS	0.6	Energy Lab	C08030485-001A	3/13/2008	A4500-F C	
Uranium One Inc.	MP-2103	3/12/2008	pH, DIS	7.87	Energy Lab	C08030485-001A	3/13/2008	A4500-H B	
Uranium One Inc.	MP-2103	3/12/2008	Solids, Total Dissolved Calculated, DIS	360	Energy Lab	C08030485-001A	3/13/2008	Calculation	
Uranium One Inc.	MP-2103	3/12/2008	Solids, Total Dissolved TDS @ 180 C, DIS	358	Energy Lab	C08030485-001A	3/13/2008	A2540 C	
Uranium One Inc.	MP-2103	3/12/2008	Sulfate, DIS	156	Energy Lab	C08030485-001A	3/13/2008	A4500-SO4 E	
Uranium One Inc.	MP-2103	3/12/2008	TDS Balance (0.80 - 1.20), DIS	0.99	Energy Lab	C08030485-001A	3/13/2008	Calculation	
Uranium One Inc.	MP-2103	3/12/2008	Iron, TOT	0.04	Energy Lab	C08030485-001B	3/13/2008	E200.7	
Uranium One Inc.	MP-2103	3/12/2008	Manganese, TOT	-0.01	Energy Lab	C08030485-001B	3/13/2008	E200.7	
Uranium One Inc.	MP-2103	3/12/2008	Gross Alpha, DIS	2300	Energy Lab	C08030485-001C	3/13/2008	E900.0	
Uranium One Inc.	MP-2103	3/12/2008	Gross Alpha MDC, DIS	1.1	Energy Lab	C08030485-001C	3/13/2008	E900.0	
Uranium One Inc.	MP-2103	3/12/2008	Gross Beta, DIS	719	Energy Lab	C08030485-001C	3/13/2008	E900.0	
Uranium One Inc.	MP-2103	3/12/2008	Gross Beta MDC, DIS	2.5	Energy Lab	C08030485-001C	3/13/2008	E900.0	
Uranium One Inc.	MP-2103	3/12/2008	Lead 210, DIS	66.7	Energy Lab	C08030485-001C	3/13/2008	E909.0M	
Uranium One Inc.	MP-2103	3/12/2008	Polonium 210, DIS	320	Energy Lab	C08030485-001C	3/13/2008	RMO-3008	
Uranium One Inc.	MP-2103	3/12/2008	Radium 226, DIS	531	Energy Lab	C08030485-001C	3/13/2008	E903.0	
Uranium One Inc.	MP-2103	3/12/2008	Radium 226 MDC, DIS	0.1	Energy Lab	C08030485-001C	3/13/2008	E903.0	
Uranium One Inc.	MP-2103	3/12/2008	Radium 228, DIS	1.6	Energy Lab	C08030485-001C	3/13/2008	RA-05	
Uranium One Inc.	MP-2103	3/12/2008	Thorium 230, DIS	0.2	Energy Lab	C08030485-001C	3/13/2008	E907.0	
Uranium One Inc.	MP-2103	3/12/2008	Nitrogen, Ammonia as N, DIS	-0.05	Energy Lab	C08030485-001D	3/13/2008	A4500-NH3 G	
Uranium One Inc.	MP-2103	3/12/2008	Nitrogen, Nitrate+Nitrite as N, DIS	-0.1	Energy Lab	C08030485-001D	3/13/2008	E353.2	
Uranium One Inc.	MP-2103	3/12/2008	Aluminum, DIS	-0.1	Energy Lab	C08030485-001E	3/13/2008	E200.8	
Uranium One Inc.	MP-2103	3/12/2008	Arsenic, DIS	0.024	Energy Lab	C08030485-001E	3/13/2008	E200.8	
Uranium One Inc.	MP-2103	3/12/2008	Barium, DIS	-0.1	Energy Lab	C08030485-001E	3/13/2008	E200.8	
Uranium One Inc.	MP-2103	3/12/2008	Boron, DIS	-0.1	Energy Lab	C08030485-001E	3/13/2008	E200.7	
Uranium One Inc.	MP-2103	3/12/2008	Cadmium, DIS	-0.005	Energy Lab	C08030485-001E	3/13/2008	E200.8	
Uranium One Inc.	MP-2103	3/12/2008	Calcium, DIS	65	Energy Lab	C08030485-001E	3/13/2008	E200.7	
Uranium One Inc.	MP-2103	3/12/2008	Chromium, DIS	-0.05	Energy Lab	C08030485-001E	3/13/2008	E200.8	
Uranium One Inc.	MP-2103	3/12/2008	Copper, DIS	-0.01	Energy Lab	C08030485-001E	3/13/2008	E200.8	
Uranium One Inc.	MP-2103	3/12/2008	Iron, DIS	-0.03	Energy Lab	C08030485-001E	3/13/2008	E200.7	
Uranium One Inc.	MP-2103	3/12/2008	Lead, DIS	-0.001	Energy Lab	C08030485-001E	3/13/2008	E200.8	
Uranium One Inc.	MP-2103	3/12/2008	Magnesium, DIS	4	Energy Lab	C08030485-001E	3/13/2008	E200.7	
Uranium One Inc.	MP-2103	3/12/2008	Manganese, DIS	-0.01	Energy Lab	C08030485-001E	3/13/2008	E200.7	
Uranium One Inc.	MP-2103	3/12/2008	Mercury, DIS	-0.001	Energy Lab	C08030485-001E	3/13/2008	E200.8	
Uranium One Inc.	MP-2103	3/12/2008	Molybdenum, DIS	-0.1	Energy Lab	C08030485-001E	3/13/2008	E200.8	
Uranium One Inc.	MP-2103	3/12/2008	Nickel, DIS	-0.05	Energy Lab	C08030485-001E	3/13/2008	E200.8	
Uranium One Inc.	MP-2103	3/12/2008	Potassium, DIS	4	Energy Lab	C08030485-001E	3/13/2008	E200.7	
Uranium One Inc.	MP-2103	3/12/2008	Selenium, DIS	0.002	Energy Lab	C08030485-001E	3/13/2008	E200.8	
Uranium One Inc.	MP-2103	3/12/2008	Silica, DIS	17.2	Energy Lab	C08030485-001E	3/13/2008	E200.7	
Uranium One Inc.	MP-2103	3/12/2008	Sodium, DIS	39	Energy Lab	C08030485-001E	3/13/2008	E200.7	
Uranium One Inc.	MP-2103	3/12/2008	Uranium, DIS	0.886	Energy Lab	C08030485-001E	3/13/2008	E200.8	
Uranium One Inc.	MP-2103	3/12/2008	Vanadium, DIS	-0.1	Energy Lab	C08030485-001E	3/13/2008	E200.8	
Uranium One Inc.	MP-2103	3/12/2008	Zinc, DIS	0.03	Energy Lab	C08030485-001E	3/13/2008	E200.8	
Uranium One Inc.	MP-2103	3/12/2008	Polonium 210, SUS	81.5	Energy Lab	C08030485-001F	3/13/2008	RMO-3008	
Uranium One Inc.	MP-2103	3/12/2008	Radium 226, SUS	30.1	Energy Lab	C08030485-001F	3/13/2008	E903.0	
Uranium One Inc.	MP-2103	3/12/2008	Radium 226 MDC, SUS	2	Energy Lab	C08030485-001F	3/13/2008	E903.0	
Uranium One Inc.	MP-2103	3/12/2008	Thorium 230, SUS	2.9	Energy Lab	C08030485-001F	3/13/2008	E907.0	
Uranium One Inc.	MP-2103	3/12/2008	Uranium, SUS	0.089	Energy Lab	C08030485-001F	3/13/2008	E200.8	
Energy Metals Corp.	JAB #1	6/28/2007	A/C Balance (± 5), DIS	1.48	Energy Lab	C07061548-001A	6/29/2007	Calculation	
Energy Metals Corp.	JAB #1	6/28/2007	Anions, DIS	13.5	Energy Lab	C07061548-001A	6/29/2007	Calculation	
Energy Metals Corp.	JAB #1	6/28/2007	Bicarbonate as HCO3, DIS	73	Energy Lab	C07061548-001A	6/29/2007	A2320 B	
Energy Metals Corp.	JAB #1	6/28/2007	Carbonate as CO3, DIS	-1	Energy Lab	C07061548-001A	6/29/2007	A2320 B	
Energy Metals Corp.	JAB #1	6/28/2007	Cations, DIS	13.9	Energy Lab	C07061548-001A	6/29/2007	Calculation	
Energy Metals Corp.	JAB #1	6/28/2007	Chloride, DIS	8	Energy Lab	C07061548-001A	6/29/2007	A4500-Cl B	
Energy Metals Corp.	JAB #1	6/28/2007	Conductivity, DIS	1380	Energy Lab	C07061548-001A	6/29/2007	A2510 B	
Energy Metals Corp.	JAB #1	6/28/2007	Fluoride, DIS	0.3	Energy Lab	C07061548-001A	6/29/2007	A4500-F C	
Energy Metals Corp.	JAB #1	6/28/2007	pH, DIS	7.69	Energy Lab	C07061548-001A	6/29/2007	A4500-H B	
Energy Metals Corp.	JAB #1	6/28/2007	Solids, Total Dissolved Calculated, DIS	919	Energy Lab	C07061548-001A	6/29/2007	Calculation	
Energy Metals Corp.	JAB #1	6/28/2007	Solids, Total Dissolved TDS @ 180 C, DIS	1090	Energy Lab	C07061548-001A	6/29/2007	A2540 C	
Energy Metals Corp.	JAB #1	6/28/2007	TDS Balance (0.80 - 1.20), DIS	1.19	Energy Lab	C07061548-001A	6/29/2007	Calculation	

Energy Metals Corp.	JAB #1	6/28/2007	Nitrogen, Ammonia as N, DIS	-0.05	Energy Lab	C07061548-001B	6/29/2007	A4500-NH3 G	
Energy Metals Corp.	JAB #1	6/28/2007	Nitrogen, Nitrate+Nitrite as N, DIS	0.1	Energy Lab	C07061548-001B	6/29/2007	E353.2	
Energy Metals Corp.	JAB #1	6/28/2007	Iron, TOT	-0.03	Energy Lab	C07061548-001C	6/29/2007	E200.7	
Energy Metals Corp.	JAB #1	6/28/2007	Manganese, TOT	-0.01	Energy Lab	C07061548-001C	6/29/2007	E200.7	
Energy Metals Corp.	JAB #1	6/28/2007	Aluminum, DIS	-0.1	Energy Lab	C07061548-001D	6/29/2007	E200.8	
Energy Metals Corp.	JAB #1	6/28/2007	Arsenic, DIS	0.004	Energy Lab	C07061548-001D	6/29/2007	E200.8	
Energy Metals Corp.	JAB #1	6/28/2007	Barium, DIS	-0.1	Energy Lab	C07061548-001D	6/29/2007	E200.8	
Energy Metals Corp.	JAB #1	6/28/2007	Boron, DIS	-0.1	Energy Lab	C07061548-001D	6/29/2007	E200.7	
Energy Metals Corp.	JAB #1	6/28/2007	Cadmium, DIS	-0.005	Energy Lab	C07061548-001D	6/29/2007	E200.8	
Energy Metals Corp.	JAB #1	6/28/2007	Calcium, DIS	204	Energy Lab	C07061548-001D	6/29/2007	E200.7	
Energy Metals Corp.	JAB #1	6/28/2007	Chromium, DIS	-0.05	Energy Lab	C07061548-001D	6/29/2007	E200.8	
Energy Metals Corp.	JAB #1	6/28/2007	Copper, DIS	-0.01	Energy Lab	C07061548-001D	6/29/2007	E200.8	
Energy Metals Corp.	JAB #1	6/28/2007	Iron, DIS	-0.03	Energy Lab	C07061548-001D	6/29/2007	E200.7	
Energy Metals Corp.	JAB #1	6/28/2007	Lead, DIS	-0.001	Energy Lab	C07061548-001D	6/29/2007	E200.8	
Energy Metals Corp.	JAB #1	6/28/2007	Magnesium, DIS	14	Energy Lab	C07061548-001D	6/29/2007	E200.7	
Energy Metals Corp.	JAB #1	6/28/2007	Manganese, DIS	0.01	Energy Lab	C07061548-001D	6/29/2007	E200.8	
Energy Metals Corp.	JAB #1	6/28/2007	Mercury, DIS	-0.001	Energy Lab	C07061548-001D	6/29/2007	E200.8	
Energy Metals Corp.	JAB #1	6/28/2007	Molybdenum, DIS	-0.1	Energy Lab	C07061548-001D	6/29/2007	E200.8	
Energy Metals Corp.	JAB #1	6/28/2007	Nickel, DIS	-0.05	Energy Lab	C07061548-001D	6/29/2007	E200.8	
Energy Metals Corp.	JAB #1	6/28/2007	Potassium, DIS	6	Energy Lab	C07061548-001D	6/29/2007	E200.7	
Energy Metals Corp.	JAB #1	6/28/2007	Selenium, DIS	0.013	Energy Lab	C07061548-001D	6/29/2007	E200.8	
Energy Metals Corp.	JAB #1	6/28/2007	Silica, DIS	15	Energy Lab	C07061548-001D	6/29/2007	E200.7	
Energy Metals Corp.	JAB #1	6/28/2007	Sodium, DIS	55	Energy Lab	C07061548-001D	6/29/2007	E200.7	
Energy Metals Corp.	JAB #1	6/28/2007	Sulfate, DIS	579	Energy Lab	C07061548-001D	6/29/2007	E200.7	
Energy Metals Corp.	JAB #1	6/28/2007	Uranium, DIS	0.192	Energy Lab	C07061548-001D	6/29/2007	E200.8	
Energy Metals Corp.	JAB #1	6/28/2007	Vanadium, DIS	-0.1	Energy Lab	C07061548-001D	6/29/2007	E200.8	
Energy Metals Corp.	JAB #1	6/28/2007	Zinc, DIS	0.14	Energy Lab	C07061548-001D	6/29/2007	E200.8	
Energy Metals Corp.	JAB #1	6/28/2007	Lead 210, DIS	-1	Energy Lab	C07061548-001E	6/29/2007	NERHL-65-4	
Energy Metals Corp.	JAB #1	6/28/2007	Polonium 210, DIS	-1	Energy Lab	C07061548-001E	6/29/2007	RMO-3008	
Energy Metals Corp.	JAB #1	6/28/2007	Radium 226, DIS	5.3	Energy Lab	C07061548-001E	6/29/2007	E903.0	
Energy Metals Corp.	JAB #1	6/28/2007	Radium 228, DIS	6.4	Energy Lab	C07061548-001E	6/29/2007	RA-05	
Energy Metals Corp.	JAB #1	6/28/2007	Thorium 230, DIS	-0.2	Energy Lab	C07061548-001E	6/29/2007	E907.0	
Energy Metals Corp.	JAB #1	6/28/2007	Lead 210, SUS	-1	Energy Lab	C07061548-001F	6/29/2007	NERHL-65-4	
Energy Metals Corp.	JAB #1	6/28/2007	Polonium 210, SUS	-1	Energy Lab	C07061548-001F	6/29/2007	RMO-3008	
Energy Metals Corp.	JAB #1	6/28/2007	Radium 226, SUS	-0.2	Energy Lab	C07061548-001F	6/29/2007	E903.0	
Energy Metals Corp.	JAB #1	6/28/2007	Thorium 230, SUS	-0.2	Energy Lab	C07061548-001F	6/29/2007	E907.0	
Energy Metals Corp.	JAB #1	6/28/2007	Uranium, SUS	-0.0003	Energy Lab	C07061548-001F	6/29/2007	E200.8	
Energy Metals Corp.	JAB #1	9/28/2007	A/C Balance (± 5), DIS	0.553	Energy Lab	C07100033-001A	10/1/2007	Calculation	
Energy Metals Corp.	JAB #1	9/28/2007	Anions, DIS	15.7	Energy Lab	C07100033-001A	10/1/2007	Calculation	
Energy Metals Corp.	JAB #1	9/28/2007	Bicarbonate as HCO3, DIS	72	Energy Lab	C07100033-001A	10/1/2007	A2320 B	
Energy Metals Corp.	JAB #1	9/28/2007	Carbonate as CO3, DIS	-1	Energy Lab	C07100033-001A	10/1/2007	A2320 B	
Energy Metals Corp.	JAB #1	9/28/2007	Cations, DIS	15.5	Energy Lab	C07100033-001A	10/1/2007	Calculation	
Energy Metals Corp.	JAB #1	9/28/2007	Chloride, DIS	8	Energy Lab	C07100033-001A	10/1/2007	A4500-Cl B	
Energy Metals Corp.	JAB #1	9/28/2007	Conductivity, DIS	1430	Energy Lab	C07100033-001A	10/1/2007	A2510 B	
Energy Metals Corp.	JAB #1	9/28/2007	Fluoride, DIS	0.3	Energy Lab	C07100033-001A	10/1/2007	A4500-F C	
Energy Metals Corp.	JAB #1	9/28/2007	pH, DIS	7.66	Energy Lab	C07100033-001A	10/1/2007	A4500-H B	
Energy Metals Corp.	JAB #1	9/28/2007	Solids, Total Dissolved Calculated, DIS	1060	Energy Lab	C07100033-001A	10/1/2007	Calculation	
Energy Metals Corp.	JAB #1	9/28/2007	Solids, Total Dissolved TDS @ 180 C, DIS	1050	Energy Lab	C07100033-001A	10/1/2007	A2540 C	
Energy Metals Corp.	JAB #1	9/28/2007	Sulfate, DIS	686	Energy Lab	C07100033-001A	10/1/2007	A4500-SO4 E	
Energy Metals Corp.	JAB #1	9/28/2007	TDS Balance (0.80 - 1.20), DIS	0.99	Energy Lab	C07100033-001A	10/1/2007	Calculation	
Energy Metals Corp.	JAB #1	9/28/2007	Iron, TOT	-0.03	Energy Lab	C07100033-001B	10/1/2007	E200.7	
Energy Metals Corp.	JAB #1	9/28/2007	Manganese, TOT	0.01	Energy Lab	C07100033-001B	10/1/2007	E200.7	
Energy Metals Corp.	JAB #1	9/28/2007	Nitrogen, Ammonia as N, DIS	-0.05	Energy Lab	C07100033-001C	10/1/2007	A4500-NH3 G	
Energy Metals Corp.	JAB #1	9/28/2007	Nitrogen, Nitrate+Nitrite as N, DIS	0.1	Energy Lab	C07100033-001C	10/1/2007	E353.2	
Energy Metals Corp.	JAB #1	9/28/2007	Aluminum, DIS	-0.1	Energy Lab	C07100033-001D	10/1/2007	E200.8	
Energy Metals Corp.	JAB #1	9/28/2007	Arsenic, DIS	0.004	Energy Lab	C07100033-001D	10/1/2007	E200.8	
Energy Metals Corp.	JAB #1	9/28/2007	Barium, DIS	-0.1	Energy Lab	C07100033-001D	10/1/2007	E200.8	
Energy Metals Corp.	JAB #1	9/28/2007	Boron, DIS	-0.1	Energy Lab	C07100033-001D	10/1/2007	E200.7	
Energy Metals Corp.	JAB #1	9/28/2007	Cadmium, DIS	-0.005	Energy Lab	C07100033-001D	10/1/2007	E200.8	
Energy Metals Corp.	JAB #1	9/28/2007	Calcium, DIS	227	Energy Lab	C07100033-001D	10/1/2007	E200.7	
Energy Metals Corp.	JAB #1	9/28/2007	Chromium, DIS	-0.05	Energy Lab	C07100033-001D	10/1/2007	E200.8	

Energy Metals Corp.	JAB #1	9/28/2007	Copper, DIS	-0.01	Energy Lab	C07100033-001D	10/1/2007	E200.8	
Energy Metals Corp.	JAB #1	9/28/2007	Iron, DIS	-0.03	Energy Lab	C07100033-001D	10/1/2007	E200.7	
Energy Metals Corp.	JAB #1	9/28/2007	Lead, DIS	-0.001	Energy Lab	C07100033-001D	10/1/2007	E200.8	
Energy Metals Corp.	JAB #1	9/28/2007	Magnesium, DIS	17	Energy Lab	C07100033-001D	10/1/2007	E200.7	
Energy Metals Corp.	JAB #1	9/28/2007	Manganese, DIS	0.01	Energy Lab	C07100033-001D	10/1/2007	E200.8	
Energy Metals Corp.	JAB #1	9/28/2007	Mercury, DIS	-0.001	Energy Lab	C07100033-001D	10/1/2007	E200.8	
Energy Metals Corp.	JAB #1	9/28/2007	Molybdenum, DIS	-0.1	Energy Lab	C07100033-001D	10/1/2007	E200.8	
Energy Metals Corp.	JAB #1	9/28/2007	Nickel, DIS	-0.05	Energy Lab	C07100033-001D	10/1/2007	E200.8	
Energy Metals Corp.	JAB #1	9/28/2007	Potassium, DIS	6	Energy Lab	C07100033-001D	10/1/2007	E200.7	
Energy Metals Corp.	JAB #1	9/28/2007	Selenium, DIS	0.011	Energy Lab	C07100033-001D	10/1/2007	E200.8	
Energy Metals Corp.	JAB #1	9/28/2007	Silica, DIS	15.4	Energy Lab	C07100033-001D	10/1/2007	E200.7	
Energy Metals Corp.	JAB #1	9/28/2007	Sodium, DIS	61	Energy Lab	C07100033-001D	10/1/2007	E200.7	
Energy Metals Corp.	JAB #1	9/28/2007	Uranium, DIS	0.115	Energy Lab	C07100033-001D	10/1/2007	E200.8	
Energy Metals Corp.	JAB #1	9/28/2007	Vanadium, DIS	-0.1	Energy Lab	C07100033-001D	10/1/2007	E200.8	
Energy Metals Corp.	JAB #1	9/28/2007	Zinc, DIS	0.08	Energy Lab	C07100033-001D	10/1/2007	E200.8	
Energy Metals Corp.	JAB #1	9/28/2007	Lead 210, DIS	11	Energy Lab	C07100033-001E	10/1/2007	E909.0M	
Energy Metals Corp.	JAB #1	9/28/2007	Polonium 210, DIS	-1	Energy Lab	C07100033-001E	10/1/2007	RMO-3008	
Energy Metals Corp.	JAB #1	9/28/2007	Radium 226, DIS	4.2	Energy Lab	C07100033-001E	10/1/2007	E903.0	
Energy Metals Corp.	JAB #1	9/28/2007	Radium 228, DIS	-1	Energy Lab	C07100033-001E	10/1/2007	RA-05	
Energy Metals Corp.	JAB #1	9/28/2007	Thorium 230, DIS	0.8	Energy Lab	C07100033-001E	10/1/2007	E907.0	
Energy Metals Corp.	JAB #1	9/28/2007	Lead 210, SUS	-1	Energy Lab	C07100033-001F	10/1/2007	E909.0M	
Energy Metals Corp.	JAB #1	9/28/2007	Polonium 210, SUS	2.7	Energy Lab	C07100033-001F	10/1/2007	RMO-3008	
Energy Metals Corp.	JAB #1	9/28/2007	Radium 226, SUS	2.9	Energy Lab	C07100033-001F	10/1/2007	E903.0	
Energy Metals Corp.	JAB #1	9/28/2007	Thorium 230, SUS	9.5	Energy Lab	C07100033-001F	10/1/2007	E907.0	
Energy Metals Corp.	JAB #1	9/28/2007	Uranium, SUS	0.0469	Energy Lab	C07100033-001F	10/1/2007	E200.8	
Energy Metals Corp.	JAB #1	11/21/2007	A/C Balance (± 5), DIS	9.27	Energy Lab	C07110982-002A	11/21/2007	Calculation	
Energy Metals Corp.	JAB #1	11/21/2007	Anions, DIS	16	Energy Lab	C07110982-002A	11/21/2007	Calculation	
Energy Metals Corp.	JAB #1	11/21/2007	Bicarbonate as HCO3, DIS	70	Energy Lab	C07110982-002A	11/21/2007	A2320 B	
Energy Metals Corp.	JAB #1	11/21/2007	Carbonate as CO3, DIS	-1	Energy Lab	C07110982-002A	11/21/2007	A2320 B	
Energy Metals Corp.	JAB #1	11/21/2007	Cations, DIS	13.3	Energy Lab	C07110982-002A	11/21/2007	Calculation	
Energy Metals Corp.	JAB #1	11/21/2007	Chloride, DIS	7	Energy Lab	C07110982-002A	11/21/2007	A4500-Cl B	
Energy Metals Corp.	JAB #1	11/21/2007	Conductivity, DIS	1420	Energy Lab	C07110982-002A	11/21/2007	A2510 B	
Energy Metals Corp.	JAB #1	11/21/2007	Fluoride, DIS	0.3	Energy Lab	C07110982-002A	11/21/2007	A4500-F C	
Energy Metals Corp.	JAB #1	11/21/2007	pH, DIS	7.63	Energy Lab	C07110982-002A	11/21/2007	A4500-H B	
Energy Metals Corp.	JAB #1	11/21/2007	Solids, Total Dissolved Calculated, DIS	1030	Energy Lab	C07110982-002A	11/21/2007	Calculation	
Energy Metals Corp.	JAB #1	11/21/2007	Solids, Total Dissolved TDS @ 180 C, DIS	1090	Energy Lab	C07110982-002A	11/21/2007	A2540 C	
Energy Metals Corp.	JAB #1	11/21/2007	Sulfate, DIS	702	Energy Lab	C07110982-002A	11/21/2007	A4500-SO4 E	
Energy Metals Corp.	JAB #1	11/21/2007	TDS Balance (0.80 - 1.20), DIS	1.06	Energy Lab	C07110982-002A	11/21/2007	Calculation	
Energy Metals Corp.	JAB #1	11/21/2007	Nitrogen, Ammonia as N, DIS	-0.05	Energy Lab	C07110982-002B	11/21/2007	A4500-NH3 G	
Energy Metals Corp.	JAB #1	11/21/2007	Nitrogen, Nitrate+Nitrite as N, DIS	-0.1	Energy Lab	C07110982-002B	11/21/2007	E353.2	
Energy Metals Corp.	JAB #1	11/21/2007	Iron, TOT	0.04	Energy Lab	C07110982-002C	11/21/2007	E200.7	
Energy Metals Corp.	JAB #1	11/21/2007	Manganese, TOT	-0.01	Energy Lab	C07110982-002C	11/21/2007	E200.7	
Energy Metals Corp.	JAB #1	11/21/2007	Aluminum, DIS	-0.1	Energy Lab	C07110982-002D	11/21/2007	E200.8	
Energy Metals Corp.	JAB #1	11/21/2007	Arsenic, DIS	0.004	Energy Lab	C07110982-002D	11/21/2007	E200.8	
Energy Metals Corp.	JAB #1	11/21/2007	Barium, DIS	-0.1	Energy Lab	C07110982-002D	11/21/2007	E200.8	
Energy Metals Corp.	JAB #1	11/21/2007	Boron, DIS	-0.1	Energy Lab	C07110982-002D	11/21/2007	E200.7	
Energy Metals Corp.	JAB #1	11/21/2007	Cadmium, DIS	-0.005	Energy Lab	C07110982-002D	11/21/2007	E200.8	
Energy Metals Corp.	JAB #1	11/21/2007	Calcium, DIS	193	Energy Lab	C07110982-002D	11/21/2007	E200.7	
Energy Metals Corp.	JAB #1	11/21/2007	Chromium, DIS	-0.05	Energy Lab	C07110982-002D	11/21/2007	E200.8	
Energy Metals Corp.	JAB #1	11/21/2007	Copper, DIS	-0.01	Energy Lab	C07110982-002D	11/21/2007	E200.8	
Energy Metals Corp.	JAB #1	11/21/2007	Iron, DIS	-0.03	Energy Lab	C07110982-002D	11/21/2007	E200.7	
Energy Metals Corp.	JAB #1	11/21/2007	Lead, DIS	-0.001	Energy Lab	C07110982-002D	11/21/2007	E200.8	
Energy Metals Corp.	JAB #1	11/21/2007	Magnesium, DIS	13	Energy Lab	C07110982-002D	11/21/2007	E200.7	
Energy Metals Corp.	JAB #1	11/21/2007	Manganese, DIS	0.01	Energy Lab	C07110982-002D	11/21/2007	E200.8	
Energy Metals Corp.	JAB #1	11/21/2007	Mercury, DIS	-0.001	Energy Lab	C07110982-002D	11/21/2007	E200.8	
Energy Metals Corp.	JAB #1	11/21/2007	Molybdenum, DIS	-0.1	Energy Lab	C07110982-002D	11/21/2007	E200.8	
Energy Metals Corp.	JAB #1	11/21/2007	Nickel, DIS	-0.05	Energy Lab	C07110982-002D	11/21/2007	E200.8	
Energy Metals Corp.	JAB #1	11/21/2007	Potassium, DIS	6	Energy Lab	C07110982-002D	11/21/2007	E200.7	
Energy Metals Corp.	JAB #1	11/21/2007	Selenium, DIS	0.01	Energy Lab	C07110982-002D	11/21/2007	E200.8	
Energy Metals Corp.	JAB #1	11/21/2007	Silica, DIS	14.3	Energy Lab	C07110982-002D	11/21/2007	E200.7	
Energy Metals Corp.	JAB #1	11/21/2007	Sodium, DIS	55	Energy Lab	C07110982-002D	11/21/2007	E200.7	

missing 12/14/07 for 1291

Energy Metals Corp.	JAB #1	11/21/2007	Uranium, DIS	0.0983	Energy Lab	C07110982-002D	11/21/2007	E200.8	
Energy Metals Corp.	JAB #1	11/21/2007	Vanadium, DIS	-0.1	Energy Lab	C07110982-002D	11/21/2007	E200.8	
Energy Metals Corp.	JAB #1	11/21/2007	Zinc, DIS	0.05	Energy Lab	C07110982-002D	11/21/2007	E200.8	
Energy Metals Corp.	JAB #1	11/21/2007	Gross Alpha, DIS	88.5	Energy Lab	C07110982-002E	11/21/2007	E900.0	
Energy Metals Corp.	JAB #1	11/21/2007	Gross Beta, DIS	30.6	Energy Lab	C07110982-002E	11/21/2007	E900.0	
Energy Metals Corp.	JAB #1	11/21/2007	Lead 210, DIS	-1	Energy Lab	C07110982-002E	11/21/2007	E909.0M	
Energy Metals Corp.	JAB #1	11/21/2007	Polonium 210, DIS	1.4	Energy Lab	C07110982-002E	11/21/2007	RMO-3008	
Energy Metals Corp.	JAB #1	11/21/2007	Radium 226, DIS	4	Energy Lab	C07110982-002E	11/21/2007	E903.0	
Energy Metals Corp.	JAB #1	11/21/2007	Radium 228, DIS	7	Energy Lab	C07110982-002E	11/21/2007	RA-05	
Energy Metals Corp.	JAB #1	11/21/2007	Thorium 230, DIS	-0.2	Energy Lab	C07110982-002E	11/21/2007	E907.0	
Energy Metals Corp.	JAB #1	11/21/2007	Lead 210, SUS	-1	Energy Lab	C07110982-002F	11/21/2007	E909.0M	
Energy Metals Corp.	JAB #1	11/21/2007	Polonium 210, SUS	1.7	Energy Lab	C07110982-002F	11/21/2007	RMO-3008	
Energy Metals Corp.	JAB #1	11/21/2007	Radium 226, SUS	-0.2	Energy Lab	C07110982-002F	11/21/2007	E903.0	
Energy Metals Corp.	JAB #1	11/21/2007	Thorium 230, SUS	0.4	Energy Lab	C07110982-002F	11/21/2007	E907.0	
Energy Metals Corp.	JAB #1	11/21/2007	Uranium, SUS	-0.0003	Energy Lab	C07110982-002F	11/21/2007	E200.8	
Uranium One Inc.	MW-1291	3/10/2008	Gross Alpha, DIS	1200	Energy Lab	C08030356-001A	3/11/2008	E900.0	
Uranium One Inc.	MW-1291	3/10/2008	Gross Alpha MDC, DIS	7.6	Energy Lab	C08030356-001A	3/11/2008	E900.0	
Uranium One Inc.	MW-1291	3/10/2008	Gross Beta, DIS	399	Energy Lab	C08030356-001A	3/11/2008	E900.0	
Uranium One Inc.	MW-1291	3/10/2008	Gross Beta MDC, DIS	9.6	Energy Lab	C08030356-001A	3/11/2008	E900.0	
Uranium One Inc.	MW-1291	3/10/2008	Lead 210, DIS	87.9	Energy Lab	C08030356-001A	3/11/2008	E909.0M	
Uranium One Inc.	MW-1291	3/10/2008	Polonium 210, DIS	35	Energy Lab	C08030356-001A	3/11/2008	RMO-3008	
Uranium One Inc.	MW-1291	3/10/2008	Radium 226, DIS	141	Energy Lab	C08030356-001A	3/11/2008	E903.0	
Uranium One Inc.	MW-1291	3/10/2008	Radium 226 MDC, DIS	0.54	Energy Lab	C08030356-001A	3/11/2008	E903.0	
Uranium One Inc.	MW-1291	3/10/2008	Radium 228, DIS	2.9	Energy Lab	C08030356-001A	3/11/2008	RA-05	
Uranium One Inc.	MW-1291	3/10/2008	Radium 228 MDC, DIS	1.6	Energy Lab	C08030356-001A	3/11/2008	RA-05	
Uranium One Inc.	MW-1291	3/10/2008	Thorium 230, DIS	49	Energy Lab	C08030356-001A	3/11/2008	E907.0	
Uranium One Inc.	MW-1291	3/10/2008	Iron, TOT	1.74	Energy Lab	C08030356-001B	3/11/2008	E200.7	
Uranium One Inc.	MW-1291	3/10/2008	Manganese, TOT	0.32	Energy Lab	C08030356-001B	3/11/2008	E200.7	
Uranium One Inc.	MW-1291	3/10/2008	Nitrogen, Ammonia as N, DIS	-0.05	Energy Lab	C08030356-001C	3/11/2008	A4500-NH3 G	
Uranium One Inc.	MW-1291	3/10/2008	Nitrogen, Nitrate+Nitrite as N, DIS	-0.1	Energy Lab	C08030356-001C	3/11/2008	E353.2	
Uranium One Inc.	MW-1291	3/10/2008	A/C Balance (± 5), DIS	3.59	Energy Lab	C08030356-001D	3/11/2008	Calculation	
Uranium One Inc.	MW-1291	3/10/2008	Anions, DIS	28.2	Energy Lab	C08030356-001D	3/11/2008	Calculation	
Uranium One Inc.	MW-1291	3/10/2008	Bicarbonate as HCO3, DIS	69	Energy Lab	C08030356-001D	3/11/2008	A2320 B	
Uranium One Inc.	MW-1291	3/10/2008	Carbonate as CO3, DIS	-1	Energy Lab	C08030356-001D	3/11/2008	A2320 B	
Uranium One Inc.	MW-1291	3/10/2008	Cations, DIS	26.2	Energy Lab	C08030356-001D	3/11/2008	Calculation	
Uranium One Inc.	MW-1291	3/10/2008	Chloride, DIS	10	Energy Lab	C08030356-001D	3/11/2008	A4500-Cl B	
Uranium One Inc.	MW-1291	3/10/2008	Conductivity, DIS	2110	Energy Lab	C08030356-001D	3/11/2008	A2510 B	
Uranium One Inc.	MW-1291	3/10/2008	Fluoride, DIS	0.3	Energy Lab	C08030356-001D	3/11/2008	A4500-F C	
Uranium One Inc.	MW-1291	3/10/2008	pH, DIS	7.73	Energy Lab	C08030356-001D	3/11/2008	A4500-H B	
Uranium One Inc.	MW-1291	3/10/2008	Solids, Total Dissolved Calculated, DIS	1870	Energy Lab	C08030356-001D	3/11/2008	Calculation	
Uranium One Inc.	MW-1291	3/10/2008	Solids, Total Dissolved TDS @ 180 C, DIS	1940	Energy Lab	C08030356-001D	3/11/2008	A2540 C	
Uranium One Inc.	MW-1291	3/10/2008	Sulfate, DIS	1290	Energy Lab	C08030356-001D	3/11/2008	A4500-SO4 E	
Uranium One Inc.	MW-1291	3/10/2008	TDS Balance (0.80 - 1.20), DIS	1.04	Energy Lab	C08030356-001D	3/11/2008	Calculation	
Uranium One Inc.	MW-1291	3/10/2008	Aluminum, DIS	-0.1	Energy Lab	C08030356-001E	3/11/2008	E200.8	
Uranium One Inc.	MW-1291	3/10/2008	Arsenic, DIS	0.011	Energy Lab	C08030356-001E	3/11/2008	E200.8	
Uranium One Inc.	MW-1291	3/10/2008	Barium, DIS	-0.1	Energy Lab	C08030356-001E	3/11/2008	E200.8	
Uranium One Inc.	MW-1291	3/10/2008	Boron, DIS	-0.1	Energy Lab	C08030356-001E	3/11/2008	E200.7	
Uranium One Inc.	MW-1291	3/10/2008	Cadmium, DIS	-0.005	Energy Lab	C08030356-001E	3/11/2008	E200.8	
Uranium One Inc.	MW-1291	3/10/2008	Calcium, DIS	414	Energy Lab	C08030356-001E	3/11/2008	E200.7	
Uranium One Inc.	MW-1291	3/10/2008	Chromium, DIS	-0.05	Energy Lab	C08030356-001E	3/11/2008	E200.7	
Uranium One Inc.	MW-1291	3/10/2008	Copper, DIS	-0.01	Energy Lab	C08030356-001E	3/11/2008	E200.8	
Uranium One Inc.	MW-1291	3/10/2008	Iron, DIS	0.09	Energy Lab	C08030356-001E	3/11/2008	E200.7	
Uranium One Inc.	MW-1291	3/10/2008	Lead, DIS	0.001	Energy Lab	C08030356-001E	3/11/2008	E200.8	
Uranium One Inc.	MW-1291	3/10/2008	Magnesium, DIS	28	Energy Lab	C08030356-001E	3/11/2008	E200.7	
Uranium One Inc.	MW-1291	3/10/2008	Manganese, DIS	0.3	Energy Lab	C08030356-001E	3/11/2008	E200.7	
Uranium One Inc.	MW-1291	3/10/2008	Mercury, DIS	-0.001	Energy Lab	C08030356-001E	3/11/2008	E200.8	
Uranium One Inc.	MW-1291	3/10/2008	Molybdenum, DIS	-0.1	Energy Lab	C08030356-001E	3/11/2008	E200.8	
Uranium One Inc.	MW-1291	3/10/2008	Nickel, DIS	-0.05	Energy Lab	C08030356-001E	3/11/2008	E200.8	
Uranium One Inc.	MW-1291	3/10/2008	Potassium, DIS	8	Energy Lab	C08030356-001E	3/11/2008	E200.7	
Uranium One Inc.	MW-1291	3/10/2008	Selenium, DIS	0.002	Energy Lab	C08030356-001E	3/11/2008	E200.8	
Uranium One Inc.	MW-1291	3/10/2008	Silica, DIS	20.5	Energy Lab	C08030356-001E	3/11/2008	E200.7	

Uranium One Inc.	MW-1291	3/10/2008	Sodium, DIS	40	Energy Lab	C08030356-001E	3/11/2008	E200.7	
Uranium One Inc.	MW-1291	3/10/2008	Uranium, DIS	0.333	Energy Lab	C08030356-001E	3/11/2008	E200.8	
Uranium One Inc.	MW-1291	3/10/2008	Vanadium, DIS	-0.1	Energy Lab	C08030356-001E	3/11/2008	E200.8	
Uranium One Inc.	MW-1291	3/10/2008	Zinc, DIS	0.04	Energy Lab	C08030356-001E	3/11/2008	E200.8	
Uranium One Inc.	MW-1291	3/10/2008	Lead 210, SUS	117	Energy Lab	C08030356-001F	3/11/2008	E909.0M	
Uranium One Inc.	MW-1291	3/10/2008	Polonium 210, SUS	139	Energy Lab	C08030356-001F	3/11/2008	RMO-3008	
Uranium One Inc.	MW-1291	3/10/2008	Radium 226, SUS	16.7	Energy Lab	C08030356-001F	3/11/2008	E903.0	
Uranium One Inc.	MW-1291	3/10/2008	Radium 226 MDC, SUS	1.8	Energy Lab	C08030356-001F	3/11/2008	E903.0	
Uranium One Inc.	MW-1291	3/10/2008	Thorium 230, SUS	10.4	Energy Lab	C08030356-001F	3/11/2008	E907.0	
Uranium One Inc.	MW-1291	3/10/2008	Uranium, SUS	0.333	Energy Lab	C08030356-001F	3/11/2008	E200.8	
Energy Metals Corp.	MW-1291	6/28/2007	A/C Balance (± 5), DIS	1.86	Energy Lab	C07061548-002A	6/29/2007	Calculation	
Energy Metals Corp.	MW-1291	6/28/2007	Anions, DIS	24.7	Energy Lab	C07061548-002A	6/29/2007	Calculation	
Energy Metals Corp.	MW-1291	6/28/2007	Bicarbonate as HCO3, DIS	68	Energy Lab	C07061548-002A	6/29/2007	A2320 B	
Energy Metals Corp.	MW-1291	6/28/2007	Carbonate as CO3, DIS	-1	Energy Lab	C07061548-002A	6/29/2007	A2320 B	
Energy Metals Corp.	MW-1291	6/28/2007	Cations, DIS	25.6	Energy Lab	C07061548-002A	6/29/2007	Calculation	
Energy Metals Corp.	MW-1291	6/28/2007	Chloride, DIS	11	Energy Lab	C07061548-002A	6/29/2007	A4500-Cl B	
Energy Metals Corp.	MW-1291	6/28/2007	Conductivity, DIS	2160	Energy Lab	C07061548-002A	6/29/2007	A2510 B	
Energy Metals Corp.	MW-1291	6/28/2007	Fluoride, DIS	0.3	Energy Lab	C07061548-002A	6/29/2007	A4500-F C	
Energy Metals Corp.	MW-1291	6/28/2007	pH, DIS	7.72	Energy Lab	C07061548-002A	6/29/2007	A4500-H B	
Energy Metals Corp.	MW-1291	6/28/2007	Solids, Total Dissolved Calculated, DIS	1680	Energy Lab	C07061548-002A	6/29/2007	Calculation	
Energy Metals Corp.	MW-1291	6/28/2007	Solids, Total Dissolved TDS @ 180 C, DIS	1960	Energy Lab	C07061548-002A	6/29/2007	A2540 C	
Energy Metals Corp.	MW-1291	6/28/2007	TDS Balance (0.80 - 1.20), DIS	1.17	Energy Lab	C07061548-002A	6/29/2007	Calculation	
Energy Metals Corp.	MW-1291	6/28/2007	Nitrogen, Ammonia as N, DIS	-0.05	Energy Lab	C07061548-002B	6/29/2007	A4500-NH3 G	
Energy Metals Corp.	MW-1291	6/28/2007	Nitrogen, Nitrate+Nitrite as N, DIS	-0.1	Energy Lab	C07061548-002B	6/29/2007	E353.2	
Energy Metals Corp.	MW-1291	6/28/2007	Iron, TOT	0.12	Energy Lab	C07061548-002C	6/29/2007	E200.7	
Energy Metals Corp.	MW-1291	6/28/2007	Manganese, TOT	0.32	Energy Lab	C07061548-002C	6/29/2007	E200.7	
Energy Metals Corp.	MW-1291	6/28/2007	Aluminum, DIS	-0.1	Energy Lab	C07061548-002D	6/29/2007	E200.8	
Energy Metals Corp.	MW-1291	6/28/2007	Arsenic, DIS	0.004	Energy Lab	C07061548-002D	6/29/2007	E200.8	
Energy Metals Corp.	MW-1291	6/28/2007	Barium, DIS	-0.1	Energy Lab	C07061548-002D	6/29/2007	E200.8	
Energy Metals Corp.	MW-1291	6/28/2007	Boron, DIS	-0.1	Energy Lab	C07061548-002D	6/29/2007	E200.7	
Energy Metals Corp.	MW-1291	6/28/2007	Cadmium, DIS	-0.005	Energy Lab	C07061548-002D	6/29/2007	E200.8	
Energy Metals Corp.	MW-1291	6/28/2007	Calcium, DIS	433	Energy Lab	C07061548-002D	6/29/2007	E200.7	
Energy Metals Corp.	MW-1291	6/28/2007	Chromium, DIS	-0.05	Energy Lab	C07061548-002D	6/29/2007	E200.8	
Energy Metals Corp.	MW-1291	6/28/2007	Copper, DIS	-0.01	Energy Lab	C07061548-002D	6/29/2007	E200.8	
Energy Metals Corp.	MW-1291	6/28/2007	Iron, DIS	-0.03	Energy Lab	C07061548-002D	6/29/2007	E200.7	
Energy Metals Corp.	MW-1291	6/28/2007	Lead, DIS	-0.001	Energy Lab	C07061548-002D	6/29/2007	E200.8	
Energy Metals Corp.	MW-1291	6/28/2007	Magnesium, DIS	26	Energy Lab	C07061548-002D	6/29/2007	E200.7	
Energy Metals Corp.	MW-1291	6/28/2007	Manganese, DIS	0.29	Energy Lab	C07061548-002D	6/29/2007	E200.8	
Energy Metals Corp.	MW-1291	6/28/2007	Mercury, DIS	-0.001	Energy Lab	C07061548-002D	6/29/2007	E200.8	
Energy Metals Corp.	MW-1291	6/28/2007	Molybdenum, DIS	-0.1	Energy Lab	C07061548-002D	6/29/2007	E200.8	
Energy Metals Corp.	MW-1291	6/28/2007	Nickel, DIS	-0.05	Energy Lab	C07061548-002D	6/29/2007	E200.8	
Energy Metals Corp.	MW-1291	6/28/2007	Potassium, DIS	8	Energy Lab	C07061548-002D	6/29/2007	E200.7	
Energy Metals Corp.	MW-1291	6/28/2007	Selenium, DIS	0.002	Energy Lab	C07061548-002D	6/29/2007	E200.8	
Energy Metals Corp.	MW-1291	6/28/2007	Silica, DIS	18.4	Energy Lab	C07061548-002D	6/29/2007	E200.7	
Energy Metals Corp.	MW-1291	6/28/2007	Sodium, DIS	37	Energy Lab	C07061548-002D	6/29/2007	E200.7	
Energy Metals Corp.	MW-1291	6/28/2007	Sulfate, DIS	1120	Energy Lab	C07061548-002D	6/29/2007	E200.7	
Energy Metals Corp.	MW-1291	6/28/2007	Uranium, DIS	0.309	Energy Lab	C07061548-002D	6/29/2007	E200.8	
Energy Metals Corp.	MW-1291	6/28/2007	Vanadium, DIS	-0.1	Energy Lab	C07061548-002D	6/29/2007	E200.8	
Energy Metals Corp.	MW-1291	6/28/2007	Zinc, DIS	-0.01	Energy Lab	C07061548-002D	6/29/2007	E200.8	
Energy Metals Corp.	MW-1291	6/28/2007	Lead 210, DIS	16	Energy Lab	C07061548-002E	6/29/2007	NERHL-65-4	
Energy Metals Corp.	MW-1291	6/28/2007	Polonium 210, DIS	24	Energy Lab	C07061548-002E	6/29/2007	RMO-3008	
Energy Metals Corp.	MW-1291	6/28/2007	Radium 226, DIS	155	Energy Lab	C07061548-002E	6/29/2007	E903.0	
Energy Metals Corp.	MW-1291	6/28/2007	Radium 228, DIS	4.1	Energy Lab	C07061548-002E	6/29/2007	RA-05	
Energy Metals Corp.	MW-1291	6/28/2007	Thorium 230, DIS	-0.2	Energy Lab	C07061548-002E	6/29/2007	E907.0	
Energy Metals Corp.	MW-1291	6/28/2007	Lead 210, SUS	-1	Energy Lab	C07061548-002F	6/29/2007	NERHL-65-4	
Energy Metals Corp.	MW-1291	6/28/2007	Polonium 210, SUS	-1	Energy Lab	C07061548-002F	6/29/2007	RMO-3008	
Energy Metals Corp.	MW-1291	6/28/2007	Radium 226, SUS	-0.2	Energy Lab	C07061548-002F	6/29/2007	E903.0	
Energy Metals Corp.	MW-1291	6/28/2007	Thorium 230, SUS	-0.2	Energy Lab	C07061548-002F	6/29/2007	E907.0	
Energy Metals Corp.	MW-1291	6/28/2007	Uranium, SUS	-0.0003	Energy Lab	C07061548-002F	6/29/2007	E200.8	
Energy Metals Corp.	MW-1291	9/24/2007	A/C Balance (± 5), DIS	2.53	Energy Lab	C07091134-001A	9/25/2007	Calculation	
Energy Metals Corp.	MW-1291	9/24/2007	Anions, DIS	28.5	Energy Lab	C07091134-001A	9/25/2007	Calculation	

Energy Metals Corp.	MW-1291	9/24/2007	Bicarbonate as HCO3, DIS	68	Energy Lab	C07091134-001A	9/25/2007	A2320 B	
Energy Metals Corp.	MW-1291	9/24/2007	Carbonate as CO3, DIS	-1	Energy Lab	C07091134-001A	9/25/2007	A2320 B	
Energy Metals Corp.	MW-1291	9/24/2007	Cations, DIS	27.1	Energy Lab	C07091134-001A	9/25/2007	Calculation	
Energy Metals Corp.	MW-1291	9/24/2007	Chloride, DIS	10	Energy Lab	C07091134-001A	9/25/2007	A4500-Cl B	
Energy Metals Corp.	MW-1291	9/24/2007	Conductivity, DIS	2260	Energy Lab	C07091134-001A	9/25/2007	A2510 B	
Energy Metals Corp.	MW-1291	9/24/2007	Fluoride, DIS	0.2	Energy Lab	C07091134-001A	9/25/2007	A4500-F C	
Energy Metals Corp.	MW-1291	9/24/2007	pH, DIS	7.12	Energy Lab	C07091134-001A	9/25/2007	A4500-H B	
Energy Metals Corp.	MW-1291	9/24/2007	Solids, Total Dissolved Calculated, DIS	1900	Energy Lab	C07091134-001A	9/25/2007	Calculation	
Energy Metals Corp.	MW-1291	9/24/2007	Solids, Total Dissolved TDS @ 180 C, DIS	2010	Energy Lab	C07091134-001A	9/25/2007	A2540 C	
Energy Metals Corp.	MW-1291	9/24/2007	Sulfate, DIS	1300	Energy Lab	C07091134-001A	9/25/2007	A4500-SO4 E	
Energy Metals Corp.	MW-1291	9/24/2007	TDS Balance (0.80 - 1.20), DIS	1.06	Energy Lab	C07091134-001A	9/25/2007	Calculation	
Energy Metals Corp.	MW-1291	9/24/2007	Nitrogen, Ammonia as N, DIS	-0.05	Energy Lab	C07091134-001B	9/25/2007	A4500-NH3 G	
Energy Metals Corp.	MW-1291	9/24/2007	Nitrogen, Nitrate+Nitrite as N, DIS	-0.1	Energy Lab	C07091134-001B	9/25/2007	E353.2	
Energy Metals Corp.	MW-1291	9/24/2007	Iron, TOT	0.15	Energy Lab	C07091134-001C	9/25/2007	E200.7	
Energy Metals Corp.	MW-1291	9/24/2007	Manganese, TOT	0.29	Energy Lab	C07091134-001C	9/25/2007	E200.7	
Energy Metals Corp.	MW-1291	9/24/2007	Aluminum, DIS	-0.1	Energy Lab	C07091134-001D	9/25/2007	E200.8	
Energy Metals Corp.	MW-1291	9/24/2007	Arsenic, DIS	0.005	Energy Lab	C07091134-001D	9/25/2007	E200.8	
Energy Metals Corp.	MW-1291	9/24/2007	Barium, DIS	-0.1	Energy Lab	C07091134-001D	9/25/2007	E200.8	
Energy Metals Corp.	MW-1291	9/24/2007	Boron, DIS	-0.1	Energy Lab	C07091134-001D	9/25/2007	E200.7	
Energy Metals Corp.	MW-1291	9/24/2007	Cadmium, DIS	-0.005	Energy Lab	C07091134-001D	9/25/2007	E200.8	
Energy Metals Corp.	MW-1291	9/24/2007	Calcium, DIS	451	Energy Lab	C07091134-001D	9/25/2007	E200.7	
Energy Metals Corp.	MW-1291	9/24/2007	Chromium, DIS	-0.05	Energy Lab	C07091134-001D	9/25/2007	E200.8	
Energy Metals Corp.	MW-1291	9/24/2007	Copper, DIS	-0.01	Energy Lab	C07091134-001D	9/25/2007	E200.8	
Energy Metals Corp.	MW-1291	9/24/2007	Iron, DIS	0.11	Energy Lab	C07091134-001D	9/25/2007	E200.7	
Energy Metals Corp.	MW-1291	9/24/2007	Lead, DIS	-0.001	Energy Lab	C07091134-001D	9/25/2007	E200.8	
Energy Metals Corp.	MW-1291	9/24/2007	Magnesium, DIS	31	Energy Lab	C07091134-001D	9/25/2007	E200.7	
Energy Metals Corp.	MW-1291	9/24/2007	Manganese, DIS	0.28	Energy Lab	C07091134-001D	9/25/2007	E200.8	
Energy Metals Corp.	MW-1291	9/24/2007	Mercury, DIS	-0.001	Energy Lab	C07091134-001D	9/25/2007	E200.8	
Energy Metals Corp.	MW-1291	9/24/2007	Molybdenum, DIS	-0.1	Energy Lab	C07091134-001D	9/25/2007	E200.8	
Energy Metals Corp.	MW-1291	9/24/2007	Nickel, DIS	-0.05	Energy Lab	C07091134-001D	9/25/2007	E200.8	
Energy Metals Corp.	MW-1291	9/24/2007	Potassium, DIS	8	Energy Lab	C07091134-001D	9/25/2007	E200.7	
Energy Metals Corp.	MW-1291	9/24/2007	Selenium, DIS	0.001	Energy Lab	C07091134-001D	9/25/2007	E200.8	
Energy Metals Corp.	MW-1291	9/24/2007	Silica, DIS	19.9	Energy Lab	C07091134-001D	9/25/2007	E200.7	
Energy Metals Corp.	MW-1291	9/24/2007	Sodium, DIS	43	Energy Lab	C07091134-001D	9/25/2007	E200.7	
Energy Metals Corp.	MW-1291	9/24/2007	Uranium, DIS	0.324	Energy Lab	C07091134-001D	9/25/2007	E200.8	
Energy Metals Corp.	MW-1291	9/24/2007	Vanadium, DIS	-0.1	Energy Lab	C07091134-001D	9/25/2007	E200.8	
Energy Metals Corp.	MW-1291	9/24/2007	Zinc, DIS	0.01	Energy Lab	C07091134-001D	9/25/2007	E200.8	
Energy Metals Corp.	MW-1291	9/24/2007	Lead 210, DIS	-1	Energy Lab	C07091134-001E	9/25/2007	E909.0M	
Energy Metals Corp.	MW-1291	9/24/2007	Polonium 210, DIS	38	Energy Lab	C07091134-001E	9/25/2007	RMO-3008	
Energy Metals Corp.	MW-1291	9/24/2007	Radium 226, DIS	143	Energy Lab	C07091134-001E	9/25/2007	E903.0	
Energy Metals Corp.	MW-1291	9/24/2007	Radium 228, DIS	5.1	Energy Lab	C07091134-001E	9/25/2007	RA-05	
Energy Metals Corp.	MW-1291	9/24/2007	Thorium 230, DIS	-0.2	Energy Lab	C07091134-001E	9/25/2007	E907.0	
Energy Metals Corp.	MW-1291	9/24/2007	Lead 210, SUS	24	Energy Lab	C07091134-001F	9/25/2007	E909.0M	
Energy Metals Corp.	MW-1291	9/24/2007	Polonium 210, SUS	130	Energy Lab	C07091134-001F	9/25/2007	RMO-3008	
Energy Metals Corp.	MW-1291	9/24/2007	Radium 226, SUS	1.2	Energy Lab	C07091134-001F	9/25/2007	E903.0	
Energy Metals Corp.	MW-1291	9/24/2007	Thorium 230, SUS	0.9	Energy Lab	C07091134-001F	9/25/2007	E907.0	
Energy Metals Corp.	MW-1291	9/24/2007	Uranium, SUS	0.0035	Energy Lab	C07091134-001F	9/25/2007	E200.8	
Uranium One Inc.	MW-1291	12/12/2007	Gross Alpha, DIS	1010	Energy Lab	C07120756-001A	12/14/2007	E900.0	
Uranium One Inc.	MW-1291	12/12/2007	Gross Beta, DIS	347	Energy Lab	C07120756-001A	12/14/2007	E900.0	
Uranium One Inc.	MW-1291	12/12/2007	Radium 226, DIS	139	Energy Lab	C07120756-001A	12/14/2007	E903.0	
Uranium One Inc.	MW-1291	12/12/2007	Radium 228, DIS	8.1	Energy Lab	C07120756-001A	12/14/2007	RA-05	
Uranium One Inc.	MW-1291	12/12/2007	Iron, TOT	0.25	Energy Lab	C07120756-001B	12/14/2007	E200.7	
Uranium One Inc.	MW-1291	12/12/2007	Manganese, TOT	0.31	Energy Lab	C07120756-001B	12/14/2007	E200.7	
Uranium One Inc.	MW-1291	12/12/2007	Nitrogen, Ammonia as N, DIS	0.06	Energy Lab	C07120756-001C	12/14/2007	A4500-NH3 G	
Uranium One Inc.	MW-1291	12/12/2007	Nitrogen, Nitrate+Nitrite as N, DIS	-0.1	Energy Lab	C07120756-001C	12/14/2007	E353.2	
Uranium One Inc.	MW-1291	12/12/2007	A/C Balance (± 5), DIS	2.00	Energy Lab	C07120756-001D	12/14/2007	Calculation	
Uranium One Inc.	MW-1291	12/12/2007	Anions, DIS	25.2	Energy Lab	C07120756-001D	12/14/2007	Calculation	
Uranium One Inc.	MW-1291	12/12/2007	Bicarbonate as HCO3, DIS	66	Energy Lab	C07120756-001D	12/14/2007	A2320 B	
Uranium One Inc.	MW-1291	12/12/2007	Carbonate as CO3, DIS	-1	Energy Lab	C07120756-001D	12/14/2007	A2320 B	
Uranium One Inc.	MW-1291	12/12/2007	Cations, DIS	24.2	Energy Lab	C07120756-001D	12/14/2007	Calculation	
Uranium One Inc.	MW-1291	12/12/2007	Chloride, DIS	10	Energy Lab	C07120756-001D	12/14/2007	A4500-Cl B	

Uranium One Inc.	MW-1291	12/12/2007	Conductivity, DIS	2150	Energy Lab	C07120756-001D	12/14/2007	A2510 B	
Uranium One Inc.	MW-1291	12/12/2007	Fluoride, DIS	0.2	Energy Lab	C07120756-001D	12/14/2007	A4500-F C	
Uranium One Inc.	MW-1291	12/12/2007	pH, DIS	7.99	Energy Lab	C07120756-001D	12/14/2007	A4500-H B	
Uranium One Inc.	MW-1291	12/12/2007	Solids, Total Dissolved Calculated, DIS	1690	Energy Lab	C07120756-001D	12/14/2007	Calculation	
Uranium One Inc.	MW-1291	12/12/2007	Solids, Total Dissolved TDS @ 180 C, DIS	1980	Energy Lab	C07120756-001D	12/14/2007	A2540 C	
Uranium One Inc.	MW-1291	12/12/2007	Sulfate, DIS	1140	Energy Lab	C07120756-001D	12/14/2007	A4500-SO4 E	
Uranium One Inc.	MW-1291	12/12/2007	TDS Balance (0.80 - 1.20), DIS	1.17	Energy Lab	C07120756-001D	12/14/2007	Calculation	
Uranium One Inc.	MW-1291	12/12/2007	Aluminum, DIS	-0.1	Energy Lab	C07120756-001E	12/14/2007	E200.8	
Uranium One Inc.	MW-1291	12/12/2007	Arsenic, DIS	0.004	Energy Lab	C07120756-001E	12/14/2007	E200.8	
Uranium One Inc.	MW-1291	12/12/2007	Barium, DIS	-0.1	Energy Lab	C07120756-001E	12/14/2007	E200.8	
Uranium One Inc.	MW-1291	12/12/2007	Boron, DIS	-0.1	Energy Lab	C07120756-001E	12/14/2007	E200.7	
Uranium One Inc.	MW-1291	12/12/2007	Cadmium, DIS	-0.005	Energy Lab	C07120756-001E	12/14/2007	E200.8	
Uranium One Inc.	MW-1291	12/12/2007	Calcium, DIS	397	Energy Lab	C07120756-001E	12/14/2007	E200.7	
Uranium One Inc.	MW-1291	12/12/2007	Chromium, DIS	-0.05	Energy Lab	C07120756-001E	12/14/2007	E200.8	
Uranium One Inc.	MW-1291	12/12/2007	Copper, DIS	-0.01	Energy Lab	C07120756-001E	12/14/2007	E200.8	
Uranium One Inc.	MW-1291	12/12/2007	Iron, DIS	-0.03	Energy Lab	C07120756-001E	12/14/2007	E200.7	
Uranium One Inc.	MW-1291	12/12/2007	Lead, DIS	-0.001	Energy Lab	C07120756-001E	12/14/2007	E200.8	
Uranium One Inc.	MW-1291	12/12/2007	Magnesium, DIS	27	Energy Lab	C07120756-001E	12/14/2007	E200.7	
Uranium One Inc.	MW-1291	12/12/2007	Manganese, DIS	0.28	Energy Lab	C07120756-001E	12/14/2007	E200.8	
Uranium One Inc.	MW-1291	12/12/2007	Mercury, DIS	-0.001	Energy Lab	C07120756-001E	12/14/2007	E200.8	
Uranium One Inc.	MW-1291	12/12/2007	Molybdenum, DIS	-0.1	Energy Lab	C07120756-001E	12/14/2007	E200.8	
Uranium One Inc.	MW-1291	12/12/2007	Nickel, DIS	-0.05	Energy Lab	C07120756-001E	12/14/2007	E200.8	
Uranium One Inc.	MW-1291	12/12/2007	Potassium, DIS	9	Energy Lab	C07120756-001E	12/14/2007	E200.7	
Uranium One Inc.	MW-1291	12/12/2007	Selenium, DIS	0.002	Energy Lab	C07120756-001E	12/14/2007	E200.8	
Uranium One Inc.	MW-1291	12/12/2007	Silica, DIS	19.9	Energy Lab	C07120756-001E	12/14/2007	E200.7	
Uranium One Inc.	MW-1291	12/12/2007	Sodium, DIS	44	Energy Lab	C07120756-001E	12/14/2007	E200.7	
Uranium One Inc.	MW-1291	12/12/2007	Uranium, DIS	0.348	Energy Lab	C07120756-001E	12/14/2007	E200.8	
Uranium One Inc.	MW-1291	12/12/2007	Vanadium, DIS	-0.1	Energy Lab	C07120756-001E	12/14/2007	E200.8	
Uranium One Inc.	MW-1291	12/12/2007	Zinc, DIS	0.02	Energy Lab	C07120756-001E	12/14/2007	E200.8	
Uranium One Inc.	MW-1292	3/10/2008	Gross Alpha, DIS	130	Energy Lab	C08030356-002A	3/11/2008	E900.0	
Uranium One Inc.	MW-1292	3/10/2008	Gross Alpha MDC, DIS	1.1	Energy Lab	C08030356-002A	3/11/2008	E900.0	
Uranium One Inc.	MW-1292	3/10/2008	Gross Beta, DIS	43.7	Energy Lab	C08030356-002A	3/11/2008	E900.0	
Uranium One Inc.	MW-1292	3/10/2008	Gross Beta MDC, DIS	2.5	Energy Lab	C08030356-002A	3/11/2008	E900.0	
Uranium One Inc.	MW-1292	3/10/2008	Lead 210, DIS	1.5	Energy Lab	C08030356-002A	3/11/2008	E909.0M	
Uranium One Inc.	MW-1292	3/10/2008	Polonium 210, DIS	2.4	Energy Lab	C08030356-002A	3/11/2008	RMO-3008	
Uranium One Inc.	MW-1292	3/10/2008	Radium 226, DIS	5.3	Energy Lab	C08030356-002A	3/11/2008	E903.0	
Uranium One Inc.	MW-1292	3/10/2008	Radium 226 MDC, DIS	0.2	Energy Lab	C08030356-002A	3/11/2008	E903.0	
Uranium One Inc.	MW-1292	3/10/2008	Radium 228, DIS	2.4	Energy Lab	C08030356-002A	3/11/2008	RA-05	
Uranium One Inc.	MW-1292	3/10/2008	Radium 228 MDC, DIS	1.3	Energy Lab	C08030356-002A	3/11/2008	RA-05	
Uranium One Inc.	MW-1292	3/10/2008	Thorium 230, DIS	0.2	Energy Lab	C08030356-002A	3/11/2008	E907.0	
Uranium One Inc.	MW-1292	3/10/2008	Iron, TOT	-0.04	Energy Lab	C08030356-002B	3/11/2008	E200.7	
Uranium One Inc.	MW-1292	3/10/2008	Manganese, TOT	-0.01	Energy Lab	C08030356-002B	3/11/2008	E200.7	
Uranium One Inc.	MW-1292	3/10/2008	Nitrogen, Ammonia as N, DIS	-0.05	Energy Lab	C08030356-002C	3/11/2008	A4500-NH3 G	
Uranium One Inc.	MW-1292	3/10/2008	Nitrogen, Nitrate+Nitrite as N, DIS	-0.1	Energy Lab	C08030356-002C	3/11/2008	E353.2	
Uranium One Inc.	MW-1292	3/10/2008	A/C Balance (± 5), DIS	1.42	Energy Lab	C08030356-002D	3/11/2008	Calculation	
Uranium One Inc.	MW-1292	3/10/2008	Anions, DIS	5.55	Energy Lab	C08030356-002D	3/11/2008	Calculation	
Uranium One Inc.	MW-1292	3/10/2008	Bicarbonate as HCO3, DIS	127	Energy Lab	C08030356-002D	3/11/2008	A2320 B	
Uranium One Inc.	MW-1292	3/10/2008	Carbonate as CO3, DIS	-1	Energy Lab	C08030356-002D	3/11/2008	A2320 B	
Uranium One Inc.	MW-1292	3/10/2008	Cations, DIS	5.39	Energy Lab	C08030356-002D	3/11/2008	Calculation	
Uranium One Inc.	MW-1292	3/10/2008	Chloride, DIS	5	Energy Lab	C08030356-002D	3/11/2008	A4500-Cl B	
Uranium One Inc.	MW-1292	3/10/2008	Conductivity, DIS	524	Energy Lab	C08030356-002D	3/11/2008	A2510 B	
Uranium One Inc.	MW-1292	3/10/2008	Fluoride, DIS	0.5	Energy Lab	C08030356-002D	3/11/2008	A4500-F C	
Uranium One Inc.	MW-1292	3/10/2008	pH, DIS	7.88	Energy Lab	C08030356-002D	3/11/2008	A4500-H B	
Uranium One Inc.	MW-1292	3/10/2008	Solids, Total Dissolved Calculated, DIS	357	Energy Lab	C08030356-002D	3/11/2008	Calculation	
Uranium One Inc.	MW-1292	3/10/2008	Solids, Total Dissolved TDS @ 180 C, DIS	340	Energy Lab	C08030356-002D	3/11/2008	A2540 C	
Uranium One Inc.	MW-1292	3/10/2008	Sulfate, DIS	159	Energy Lab	C08030356-002D	3/11/2008	A4500-SO4 E	
Uranium One Inc.	MW-1292	3/10/2008	TDS Balance (0.80 - 1.20), DIS	0.95	Energy Lab	C08030356-002D	3/11/2008	Calculation	
Uranium One Inc.	MW-1292	3/10/2008	Aluminum, DIS	-0.1	Energy Lab	C08030356-002E	3/11/2008	E200.8	
Uranium One Inc.	MW-1292	3/10/2008	Arsenic, DIS	0.01	Energy Lab	C08030356-002E	3/11/2008	E200.8	
Uranium One Inc.	MW-1292	3/10/2008	Barium, DIS	-0.1	Energy Lab	C08030356-002E	3/11/2008	E200.8	
Uranium One Inc.	MW-1292	3/10/2008	Boron, DIS	-0.1	Energy Lab	C08030356-002E	3/11/2008	E200.7	

Uranium One Inc.	MW-1292	3/10/2008	Cadmium, DIS	-0.005	Energy Lab	C08030356-002E	3/11/2008	E200.8	
Uranium One Inc.	MW-1292	3/10/2008	Calcium, DIS	66	Energy Lab	C08030356-002E	3/11/2008	E200.7	
Uranium One Inc.	MW-1292	3/10/2008	Chromium, DIS	-0.05	Energy Lab	C08030356-002E	3/11/2008	E200.7	
Uranium One Inc.	MW-1292	3/10/2008	Copper, DIS	-0.01	Energy Lab	C08030356-002E	3/11/2008	E200.8	
Uranium One Inc.	MW-1292	3/10/2008	Iron, DIS	-0.03	Energy Lab	C08030356-002E	3/11/2008	E200.7	
Uranium One Inc.	MW-1292	3/10/2008	Lead, DIS	-0.001	Energy Lab	C08030356-002E	3/11/2008	E200.8	
Uranium One Inc.	MW-1292	3/10/2008	Magnesium, DIS	4	Energy Lab	C08030356-002E	3/11/2008	E200.7	
Uranium One Inc.	MW-1292	3/10/2008	Manganese, DIS	0.02	Energy Lab	C08030356-002E	3/11/2008	E200.7	
Uranium One Inc.	MW-1292	3/10/2008	Mercury, DIS	-0.001	Energy Lab	C08030356-002E	3/11/2008	E200.8	
Uranium One Inc.	MW-1292	3/10/2008	Molybdenum, DIS	-0.1	Energy Lab	C08030356-002E	3/11/2008	E200.8	
Uranium One Inc.	MW-1292	3/10/2008	Nickel, DIS	-0.05	Energy Lab	C08030356-002E	3/11/2008	E200.8	
Uranium One Inc.	MW-1292	3/10/2008	Potassium, DIS	3	Energy Lab	C08030356-002E	3/11/2008	E200.7	
Uranium One Inc.	MW-1292	3/10/2008	Selenium, DIS	0.003	Energy Lab	C08030356-002E	3/11/2008	E200.8	
Uranium One Inc.	MW-1292	3/10/2008	Silica, DIS	18.6	Energy Lab	C08030356-002E	3/11/2008	E200.7	
Uranium One Inc.	MW-1292	3/10/2008	Sodium, DIS	37	Energy Lab	C08030356-002E	3/11/2008	E200.7	
Uranium One Inc.	MW-1292	3/10/2008	Uranium, DIS	0.166	Energy Lab	C08030356-002E	3/11/2008	E200.8	
Uranium One Inc.	MW-1292	3/10/2008	Vanadium, DIS	-0.1	Energy Lab	C08030356-002E	3/11/2008	E200.8	
Uranium One Inc.	MW-1292	3/10/2008	Zinc, DIS	0.07	Energy Lab	C08030356-002E	3/11/2008	E200.8	
Uranium One Inc.	MW-1292	3/10/2008	Lead 210, SUS	11.4	Energy Lab	C08030356-002F	3/11/2008	E909.0M	
Uranium One Inc.	MW-1292	3/10/2008	Potonium 210, SUS	3.5	Energy Lab	C08030356-002F	3/11/2008	RMO-3008	
Uranium One Inc.	MW-1292	3/10/2008	Radium 226, SUS	-1	Energy Lab	C08030356-002F	3/11/2008	E903.0	Value is a negative value, not a limit
Uranium One Inc.	MW-1292	3/10/2008	Radium 226 MDC, SUS	1.9	Energy Lab	C08030356-002F	3/11/2008	E903.0	
Uranium One Inc.	MW-1292	3/10/2008	Thorium 230, SUS	0.4	Energy Lab	C08030356-002F	3/11/2008	E907.0	
Uranium One Inc.	MW-1292	3/10/2008	Uranium, SUS	0.166	Energy Lab	C08030356-002F	3/11/2008	E200.8	
Energy Metals Corp.	MW-1292	6/28/2007	A/C Balance (± 5), DIS	0.686	Energy Lab	C07061548-003A	6/29/2007	Calculation	
Energy Metals Corp.	MW-1292	6/28/2007	Anions, DIS	5.5	Energy Lab	C07061548-003A	6/29/2007	Calculation	
Energy Metals Corp.	MW-1292	6/28/2007	Bicarbonate as HCO3, DIS	100	Energy Lab	C07061548-003A	6/29/2007	A2320 B	
Energy Metals Corp.	MW-1292	6/28/2007	Carbonate as CO3, DIS	-1	Energy Lab	C07061548-003A	6/29/2007	A2320 B	
Energy Metals Corp.	MW-1292	6/28/2007	Cations, DIS	5.57	Energy Lab	C07061548-003A	6/29/2007	Calculation	
Energy Metals Corp.	MW-1292	6/28/2007	Chloride, DIS	6	Energy Lab	C07061548-003A	6/29/2007	A4500-Cl B	
Energy Metals Corp.	MW-1292	6/28/2007	Conductivity, DIS	616	Energy Lab	C07061548-003A	6/29/2007	A2510 B	
Energy Metals Corp.	MW-1292	6/28/2007	Fluoride, DIS	0.4	Energy Lab	C07061548-003A	6/29/2007	A4500-F C	
Energy Metals Corp.	MW-1292	6/28/2007	pH, DIS	7.78	Energy Lab	C07061548-003A	6/29/2007	A4500-H B	
Energy Metals Corp.	MW-1292	6/28/2007	Solids, Total Dissolved Calculated, DIS	367	Energy Lab	C07061548-003A	6/29/2007	Calculation	
Energy Metals Corp.	MW-1292	6/28/2007	Solids, Total Dissolved TDS @ 180 C, DIS	422	Energy Lab	C07061548-003A	6/29/2007	A2540 C	
Energy Metals Corp.	MW-1292	6/28/2007	TDS Balance (0.80 - 1.20), DIS	1.15	Energy Lab	C07061548-003A	6/29/2007	Calculation	
Energy Metals Corp.	MW-1292	6/28/2007	Nitrogen, Ammonia as N, DIS	-0.05	Energy Lab	C07061548-003B	6/29/2007	A4500-NH3 G	
Energy Metals Corp.	MW-1292	6/28/2007	Nitrogen, Nitrate+Nitrite as N, DIS	-0.1	Energy Lab	C07061548-003B	6/29/2007	E353.2	
Energy Metals Corp.	MW-1292	6/28/2007	Iron, TOT	-0.03	Energy Lab	C07061548-003C	6/29/2007	E200.7	
Energy Metals Corp.	MW-1292	6/28/2007	Manganese, TOT	0.05	Energy Lab	C07061548-003C	6/29/2007	E200.7	
Energy Metals Corp.	MW-1292	6/28/2007	Aluminum, DIS	-0.1	Energy Lab	C07061548-003D	6/29/2007	E200.8	
Energy Metals Corp.	MW-1292	6/28/2007	Arsenic, DIS	0.009	Energy Lab	C07061548-003D	6/29/2007	E200.8	
Energy Metals Corp.	MW-1292	6/28/2007	Barium, DIS	-0.1	Energy Lab	C07061548-003D	6/29/2007	E200.8	
Energy Metals Corp.	MW-1292	6/28/2007	Boron, DIS	-0.1	Energy Lab	C07061548-003D	6/29/2007	E200.7	
Energy Metals Corp.	MW-1292	6/28/2007	Cadmium, DIS	-0.005	Energy Lab	C07061548-003D	6/29/2007	E200.8	
Energy Metals Corp.	MW-1292	6/28/2007	Calcium, DIS	75	Energy Lab	C07061548-003D	6/29/2007	E200.7	
Energy Metals Corp.	MW-1292	6/28/2007	Chromium, DIS	-0.05	Energy Lab	C07061548-003D	6/29/2007	E200.8	
Energy Metals Corp.	MW-1292	6/28/2007	Copper, DIS	-0.01	Energy Lab	C07061548-003D	6/29/2007	E200.8	
Energy Metals Corp.	MW-1292	6/28/2007	Iron, DIS	-0.03	Energy Lab	C07061548-003D	6/29/2007	E200.7	
Energy Metals Corp.	MW-1292	6/28/2007	Lead, DIS	-0.001	Energy Lab	C07061548-003D	6/29/2007	E200.8	
Energy Metals Corp.	MW-1292	6/28/2007	Magnesium, DIS	4	Energy Lab	C07061548-003D	6/29/2007	E200.7	
Energy Metals Corp.	MW-1292	6/28/2007	Manganese, DIS	0.04	Energy Lab	C07061548-003D	6/29/2007	E200.8	
Energy Metals Corp.	MW-1292	6/28/2007	Mercury, DIS	-0.001	Energy Lab	C07061548-003D	6/29/2007	E200.8	
Energy Metals Corp.	MW-1292	6/28/2007	Molybdenum, DIS	-0.1	Energy Lab	C07061548-003D	6/29/2007	E200.8	
Energy Metals Corp.	MW-1292	6/28/2007	Nickel, DIS	-0.05	Energy Lab	C07061548-003D	6/29/2007	E200.8	
Energy Metals Corp.	MW-1292	6/28/2007	Potassium, DIS	4	Energy Lab	C07061548-003D	6/29/2007	E200.7	
Energy Metals Corp.	MW-1292	6/28/2007	Selenium, DIS	0.005	Energy Lab	C07061548-003D	6/29/2007	E200.8	
Energy Metals Corp.	MW-1292	6/28/2007	Silica, DIS	20.3	Energy Lab	C07061548-003D	6/29/2007	E200.7	
Energy Metals Corp.	MW-1292	6/28/2007	Sodium, DIS	32	Energy Lab	C07061548-003D	6/29/2007	E200.7	
Energy Metals Corp.	MW-1292	6/28/2007	Sulfate, DIS	176	Energy Lab	C07061548-003D	6/29/2007	E200.7	
Energy Metals Corp.	MW-1292	6/28/2007	Uranium, DIS	0.106	Energy Lab	C07061548-003D	6/29/2007	E200.8	

Energy Metals Corp.	MW-1292	6/28/2007	Vanadium, DIS	-0.1	Energy Lab	C07061548-003D	6/29/2007	E200.8	
Energy Metals Corp.	MW-1292	6/28/2007	Zinc, DIS	-0.01	Energy Lab	C07061548-003D	6/29/2007	E200.8	
Energy Metals Corp.	MW-1292	6/28/2007	Lead 210, DIS	-1	Energy Lab	C07061548-003E	6/29/2007	NERHL-65-4	
Energy Metals Corp.	MW-1292	6/28/2007	Polonium 210, DIS	-1	Energy Lab	C07061548-003E	6/29/2007	RMO-3008	
Energy Metals Corp.	MW-1292	6/28/2007	Radium 226, DIS	3.3	Energy Lab	C07061548-003E	6/29/2007	E903.0	
Energy Metals Corp.	MW-1292	6/28/2007	Radium 228, DIS	-1	Energy Lab	C07061548-003E	6/29/2007	RA-05	
Energy Metals Corp.	MW-1292	6/28/2007	Thorium 230, DIS	-0.2	Energy Lab	C07061548-003E	6/29/2007	E907.0	
Energy Metals Corp.	MW-1292	6/28/2007	Lead 210, SUS	-1	Energy Lab	C07061548-003F	6/29/2007	NERHL-65-4	
Energy Metals Corp.	MW-1292	6/28/2007	Polonium 210, SUS	-1	Energy Lab	C07061548-003F	6/29/2007	RMO-3008	
Energy Metals Corp.	MW-1292	6/28/2007	Radium 226, SUS	-0.2	Energy Lab	C07061548-003F	6/29/2007	E903.0	
Energy Metals Corp.	MW-1292	6/28/2007	Thorium 230, SUS	-0.2	Energy Lab	C07061548-003F	6/29/2007	E907.0	
Energy Metals Corp.	MW-1292	6/28/2007	Uranium, SUS	-0.0003	Energy Lab	C07061548-003F	6/29/2007	E200.8	
Energy Metals Corp.	MW-1292	9/24/2007	A/C Balance (± 5), DIS	0.407	Energy Lab	C07091134-002A	9/25/2007	Calculation	
Energy Metals Corp.	MW-1292	9/24/2007	Anions, DIS	6.26	Energy Lab	C07091134-002A	9/25/2007	Calculation	
Energy Metals Corp.	MW-1292	9/24/2007	Bicarbonate as HCO3, DIS	100	Energy Lab	C07091134-002A	9/25/2007	A2320 B	
Energy Metals Corp.	MW-1292	9/24/2007	Carbonate as CO3, DIS	-1	Energy Lab	C07091134-002A	9/25/2007	A2320 B	
Energy Metals Corp.	MW-1292	9/24/2007	Cations, DIS	6.21	Energy Lab	C07091134-002A	9/25/2007	Calculation	
Energy Metals Corp.	MW-1292	9/24/2007	Chloride, DIS	7	Energy Lab	C07091134-002A	9/25/2007	A4500-Cl B	
Energy Metals Corp.	MW-1292	9/24/2007	Conductivity, DIS	601	Energy Lab	C07091134-002A	9/25/2007	A2510 B	
Energy Metals Corp.	MW-1292	9/24/2007	Fluoride, DIS	0.4	Energy Lab	C07091134-002A	9/25/2007	A4500-F C	
Energy Metals Corp.	MW-1292	9/24/2007	pH, DIS	7.14	Energy Lab	C07091134-002A	9/25/2007	A4500-H B	
Energy Metals Corp.	MW-1292	9/24/2007	Solids, Total Dissolved Calculated, DIS	416	Energy Lab	C07091134-002A	9/25/2007	Calculation	
Energy Metals Corp.	MW-1292	9/24/2007	Solids, Total Dissolved TDS @ 180 C, DIS	430	Energy Lab	C07091134-002A	9/25/2007	A2540 C	
Energy Metals Corp.	MW-1292	9/24/2007	Sulfate, DIS	211	Energy Lab	C07091134-002A	9/25/2007	A4500-SO4 E	
Energy Metals Corp.	MW-1292	9/24/2007	TDS Balance (0.80 - 1.20), DIS	1.03	Energy Lab	C07091134-002A	9/25/2007	Calculation	
Energy Metals Corp.	MW-1292	9/24/2007	Nitrogen, Ammonia as N, DIS	-0.05	Energy Lab	C07091134-002B	9/25/2007	A4500-NH3 G	
Energy Metals Corp.	MW-1292	9/24/2007	Nitrogen, Nitrate+Nitrite as N, DIS	-0.1	Energy Lab	C07091134-002B	9/25/2007	E353.2	
Energy Metals Corp.	MW-1292	9/24/2007	Iron, TOT	-0.03	Energy Lab	C07091134-002C	9/25/2007	E200.7	
Energy Metals Corp.	MW-1292	9/24/2007	Manganese, TOT	0.03	Energy Lab	C07091134-002C	9/25/2007	E200.7	
Energy Metals Corp.	MW-1292	9/24/2007	Aluminum, DIS	-0.1	Energy Lab	C07091134-002D	9/25/2007	E200.8	
Energy Metals Corp.	MW-1292	9/24/2007	Arsenic, DIS	0.01	Energy Lab	C07091134-002D	9/25/2007	E200.8	
Energy Metals Corp.	MW-1292	9/24/2007	Barium, DIS	-0.1	Energy Lab	C07091134-002D	9/25/2007	E200.8	
Energy Metals Corp.	MW-1292	9/24/2007	Boron, DIS	-0.1	Energy Lab	C07091134-002D	9/25/2007	E200.7	
Energy Metals Corp.	MW-1292	9/24/2007	Cadmium, DIS	-0.005	Energy Lab	C07091134-002D	9/25/2007	E200.8	
Energy Metals Corp.	MW-1292	9/24/2007	Calcium, DIS	84	Energy Lab	C07091134-002D	9/25/2007	E200.7	
Energy Metals Corp.	MW-1292	9/24/2007	Chromium, DIS	-0.05	Energy Lab	C07091134-002D	9/25/2007	E200.8	
Energy Metals Corp.	MW-1292	9/24/2007	Copper, DIS	-0.01	Energy Lab	C07091134-002D	9/25/2007	E200.8	
Energy Metals Corp.	MW-1292	9/24/2007	Iron, DIS	-0.03	Energy Lab	C07091134-002D	9/25/2007	E200.7	
Energy Metals Corp.	MW-1292	9/24/2007	Lead, DIS	-0.001	Energy Lab	C07091134-002D	9/25/2007	E200.8	
Energy Metals Corp.	MW-1292	9/24/2007	Magnesium, DIS	5	Energy Lab	C07091134-002D	9/25/2007	E200.7	
Energy Metals Corp.	MW-1292	9/24/2007	Manganese, DIS	0.03	Energy Lab	C07091134-002D	9/25/2007	E200.8	
Energy Metals Corp.	MW-1292	9/24/2007	Mercury, DIS	-0.001	Energy Lab	C07091134-002D	9/25/2007	E200.8	
Energy Metals Corp.	MW-1292	9/24/2007	Molybdenum, DIS	-0.1	Energy Lab	C07091134-002D	9/25/2007	E200.8	
Energy Metals Corp.	MW-1292	9/24/2007	Nickel, DIS	-0.05	Energy Lab	C07091134-002D	9/25/2007	E200.8	
Energy Metals Corp.	MW-1292	9/24/2007	Potassium, DIS	4	Energy Lab	C07091134-002D	9/25/2007	E200.7	
Energy Metals Corp.	MW-1292	9/24/2007	Selenium, DIS	0.007	Energy Lab	C07091134-002D	9/25/2007	E200.8	
Energy Metals Corp.	MW-1292	9/24/2007	Silica, DIS	20.9	Energy Lab	C07091134-002D	9/25/2007	E200.7	
Energy Metals Corp.	MW-1292	9/24/2007	Sodium, DIS	34	Energy Lab	C07091134-002D	9/25/2007	E200.7	
Energy Metals Corp.	MW-1292	9/24/2007	Uranium, DIS	0.108	Energy Lab	C07091134-002D	9/25/2007	E200.8	
Energy Metals Corp.	MW-1292	9/24/2007	Vanadium, DIS	-0.1	Energy Lab	C07091134-002D	9/25/2007	E200.8	
Energy Metals Corp.	MW-1292	9/24/2007	Zinc, DIS	0.01	Energy Lab	C07091134-002D	9/25/2007	E200.8	
Energy Metals Corp.	MW-1292	9/24/2007	Lead 210, DIS	-1	Energy Lab	C07091134-002E	9/25/2007	E909.0M	
Energy Metals Corp.	MW-1292	9/24/2007	Polonium 210, DIS	-1	Energy Lab	C07091134-002E	9/25/2007	RMO-3008	
Energy Metals Corp.	MW-1292	9/24/2007	Radium 226, DIS	2.7	Energy Lab	C07091134-002E	9/25/2007	E903.0	
Energy Metals Corp.	MW-1292	9/24/2007	Radium 228, DIS	-1	Energy Lab	C07091134-002E	9/25/2007	RA-05	
Energy Metals Corp.	MW-1292	9/24/2007	Thorium 230, DIS	-0.2	Energy Lab	C07091134-002E	9/25/2007	E907.0	
Energy Metals Corp.	MW-1292	9/24/2007	Lead 210, SUS	-1	Energy Lab	C07091134-002F	9/25/2007	E909.0M	
Energy Metals Corp.	MW-1292	9/24/2007	Polonium 210, SUS	-1	Energy Lab	C07091134-002F	9/25/2007	RMO-3008	
Energy Metals Corp.	MW-1292	9/24/2007	Radium 226, SUS	-0.2	Energy Lab	C07091134-002F	9/25/2007	E903.0	
Energy Metals Corp.	MW-1292	9/24/2007	Thorium 230, SUS	-0.2	Energy Lab	C07091134-002F	9/25/2007	E907.0	
Energy Metals Corp.	MW-1292	9/24/2007	Uranium, SUS	-0.0003	Energy Lab	C07091134-002F	9/25/2007	E200.8	

Uranium One Inc.	MW-1292	12/13/2007	Gross Alpha, DIS	115	Energy Lab	C07120756-002A	12/14/2007	E900.0	
Uranium One Inc.	MW-1292	12/13/2007	Gross Beta, DIS	48.2	Energy Lab	C07120756-002A	12/14/2007	E900.0	
Uranium One Inc.	MW-1292	12/13/2007	Radium 226, DIS	5	Energy Lab	C07120756-002A	12/14/2007	E903.0	
Uranium One Inc.	MW-1292	12/13/2007	Radium 228, DIS	2.1	Energy Lab	C07120756-002A	12/14/2007	RA-05	
Uranium One Inc.	MW-1292	12/13/2007	Calcium, TOT	64	Energy Lab	C07120756-002B	12/14/2007	E200.7	
Uranium One Inc.	MW-1292	12/13/2007	Iron, TOT	0.25	Energy Lab	C07120756-002B	12/14/2007	E200.7	
Uranium One Inc.	MW-1292	12/13/2007	Manganese, TOT	0.02	Energy Lab	C07120756-002B	12/14/2007	E200.7	
Uranium One Inc.	MW-1292	12/13/2007	Sodium, TOT	37	Energy Lab	C07120756-002B	12/14/2007	E200.7	
Uranium One Inc.	MW-1292	12/13/2007	Nitrogen, Ammonia as N, DIS	-0.05	Energy Lab	C07120756-002C	12/14/2007	A4500-NH3 G	
Uranium One Inc.	MW-1292	12/13/2007	Nitrogen, Nitrate+Nitrite as N, DIS	-0.1	Energy Lab	C07120756-002C	12/14/2007	E353.2	
Uranium One Inc.	MW-1292	12/13/2007	A/C Balance (± 5), DIS	2.43	Energy Lab	C07120756-002D	12/14/2007	Calculation	
Uranium One Inc.	MW-1292	12/13/2007	Anions, DIS	5.48	Energy Lab	C07120756-002D	12/14/2007	Calculation	
Uranium One Inc.	MW-1292	12/13/2007	Bicarbonate as HCO3, DIS	121	Energy Lab	C07120756-002D	12/14/2007	A2320 B	
Uranium One Inc.	MW-1292	12/13/2007	Carbonate as CO3, DIS	-1	Energy Lab	C07120756-002D	12/14/2007	A2320 B	
Uranium One Inc.	MW-1292	12/13/2007	Cations, DIS	5.22	Energy Lab	C07120756-002D	12/14/2007	Calculation	
Uranium One Inc.	MW-1292	12/13/2007	Chloride, DIS	5	Energy Lab	C07120756-002D	12/14/2007	A4500-Cl B	
Uranium One Inc.	MW-1292	12/13/2007	Conductivity, DIS	542	Energy Lab	C07120756-002D	12/14/2007	A2510 B	
Uranium One Inc.	MW-1292	12/13/2007	Fluoride, DIS	0.5	Energy Lab	C07120756-002D	12/14/2007	A4500-F C	
Uranium One Inc.	MW-1292	12/13/2007	pH, DIS	8.16	Energy Lab	C07120756-002D	12/14/2007	A4500-H B	
Uranium One Inc.	MW-1292	12/13/2007	Solids, Total Dissolved Calculated, DIS	351	Energy Lab	C07120756-002D	12/14/2007	Calculation	
Uranium One Inc.	MW-1292	12/13/2007	Solids, Total Dissolved TDS @ 180 C, DIS	379	Energy Lab	C07120756-002D	12/14/2007	A2540 C	
Uranium One Inc.	MW-1292	12/13/2007	Sulfate, DIS	160	Energy Lab	C07120756-002D	12/14/2007	A4500-SO4 E	
Uranium One Inc.	MW-1292	12/13/2007	TDS Balance (0.80 - 1.20), DIS	1.08	Energy Lab	C07120756-002D	12/14/2007	Calculation	
Uranium One Inc.	MW-1292	12/13/2007	Aluminum, DIS	-0.1	Energy Lab	C07120756-002E	12/14/2007	E200.8	
Uranium One Inc.	MW-1292	12/13/2007	Arsenic, DIS	0.008	Energy Lab	C07120756-002E	12/14/2007	E200.8	
Uranium One Inc.	MW-1292	12/13/2007	Barium, DIS	-0.1	Energy Lab	C07120756-002E	12/14/2007	E200.8	
Uranium One Inc.	MW-1292	12/13/2007	Boron, DIS	-0.1	Energy Lab	C07120756-002E	12/14/2007	E200.7	
Uranium One Inc.	MW-1292	12/13/2007	Cadmium, DIS	-0.005	Energy Lab	C07120756-002E	12/14/2007	E200.8	
Uranium One Inc.	MW-1292	12/13/2007	Chromium, DIS	-0.05	Energy Lab	C07120756-002E	12/14/2007	E200.8	
Uranium One Inc.	MW-1292	12/13/2007	Copper, DIS	-0.01	Energy Lab	C07120756-002E	12/14/2007	E200.8	
Uranium One Inc.	MW-1292	12/13/2007	Iron, DIS	-0.03	Energy Lab	C07120756-002E	12/14/2007	E200.7	
Uranium One Inc.	MW-1292	12/13/2007	Lead, DIS	-0.001	Energy Lab	C07120756-002E	12/14/2007	E200.8	
Uranium One Inc.	MW-1292	12/13/2007	Magnesium, DIS	4	Energy Lab	C07120756-002E	12/14/2007	E200.7	
Uranium One Inc.	MW-1292	12/13/2007	Manganese, DIS	0.02	Energy Lab	C07120756-002E	12/14/2007	E200.8	
Uranium One Inc.	MW-1292	12/13/2007	Mercury, DIS	-0.001	Energy Lab	C07120756-002E	12/14/2007	E200.8	
Uranium One Inc.	MW-1292	12/13/2007	Molybdenum, DIS	-0.1	Energy Lab	C07120756-002E	12/14/2007	E200.8	
Uranium One Inc.	MW-1292	12/13/2007	Nickel, DIS	-0.05	Energy Lab	C07120756-002E	12/14/2007	E200.8	
Uranium One Inc.	MW-1292	12/13/2007	Potassium, DIS	4	Energy Lab	C07120756-002E	12/14/2007	E200.7	
Uranium One Inc.	MW-1292	12/13/2007	Selenium, DIS	0.003	Energy Lab	C07120756-002E	12/14/2007	E200.8	
Uranium One Inc.	MW-1292	12/13/2007	Silica, DIS	17.5	Energy Lab	C07120756-002E	12/14/2007	E200.7	
Uranium One Inc.	MW-1292	12/13/2007	Uranium, DIS	0.164	Energy Lab	C07120756-002E	12/14/2007	E200.8	
Uranium One Inc.	MW-1292	12/13/2007	Vanadium, DIS	-0.1	Energy Lab	C07120756-002E	12/14/2007	E200.8	
Uranium One Inc.	MW-1292	12/13/2007	Zinc, DIS	0.07	Energy Lab	C07120756-002E	12/14/2007	E200.8	
Energy Metals Corp.	MW-1298	6/27/2007	A/C Balance (± 5), DIS	4.49	Energy Lab	C07061494-002A	6/28/2007	Calculation	
Energy Metals Corp.	MW-1298	6/27/2007	Anions, DIS	5.69	Energy Lab	C07061494-002A	6/28/2007	Calculation	
Energy Metals Corp.	MW-1298	6/27/2007	Bicarbonate as HCO3, DIS	107	Energy Lab	C07061494-002A	6/28/2007	A2320 B	
Energy Metals Corp.	MW-1298	6/27/2007	Carbonate as CO3, DIS	-1	Energy Lab	C07061494-002A	6/28/2007	A2320 B	
Energy Metals Corp.	MW-1298	6/27/2007	Cations, DIS	5.2	Energy Lab	C07061494-002A	6/28/2007	Calculation	
Energy Metals Corp.	MW-1298	6/27/2007	Chloride, DIS	8	Energy Lab	C07061494-002A	6/28/2007	A4500-Cl B	
Energy Metals Corp.	MW-1298	6/27/2007	Conductivity, DIS	574	Energy Lab	C07061494-002A	6/28/2007	A2510 B	
Energy Metals Corp.	MW-1298	6/27/2007	Fluoride, DIS	0.4	Energy Lab	C07061494-002A	6/28/2007	A4500-F C	
Energy Metals Corp.	MW-1298	6/27/2007	pH, DIS	7.67	Energy Lab	C07061494-002A	6/28/2007	A4500-H B	
Energy Metals Corp.	MW-1298	6/27/2007	Solids, Total Dissolved Calculated, DIS	363	Energy Lab	C07061494-002A	6/28/2007	Calculation	
Energy Metals Corp.	MW-1298	6/27/2007	Solids, Total Dissolved TDS @ 180 C, DIS	382	Energy Lab	C07061494-002A	6/28/2007	A2540 C	
Energy Metals Corp.	MW-1298	6/27/2007	Sulfate, DIS	177	Energy Lab	C07061494-002A	6/28/2007	A4500-SO4 E	
Energy Metals Corp.	MW-1298	6/27/2007	TDS Balance (0.80 - 1.20), DIS	1.05	Energy Lab	C07061494-002A	6/28/2007	Calculation	
Energy Metals Corp.	MW-1298	6/27/2007	Nitrogen, Ammonia as N, DIS	-0.05	Energy Lab	C07061494-002B	6/28/2007	A4500-NH3 G	
Energy Metals Corp.	MW-1298	6/27/2007	Nitrogen, Nitrate+Nitrite as N, DIS	-0.1	Energy Lab	C07061494-002B	6/28/2007	E353.2	
Energy Metals Corp.	MW-1298	6/27/2007	Iron, TOT	-0.03	Energy Lab	C07061494-002C	6/28/2007	E200.7	
Energy Metals Corp.	MW-1298	6/27/2007	Manganese, TOT	-0.01	Energy Lab	C07061494-002C	6/28/2007	E200.7	
Energy Metals Corp.	MW-1298	6/27/2007	Aluminum, DIS	-0.1	Energy Lab	C07061494-002D	6/28/2007	E200.8	

Energy Metals Corp.	MW-1298	6/27/2007	Arsenic, DIS	0.009	Energy Lab	C07061494-002D	6/28/2007	E200.8	
Energy Metals Corp.	MW-1298	6/27/2007	Barium, DIS	-0.1	Energy Lab	C07061494-002D	6/28/2007	E200.8	
Energy Metals Corp.	MW-1298	6/27/2007	Boron, DIS	-0.1	Energy Lab	C07061494-002D	6/28/2007	E200.7	
Energy Metals Corp.	MW-1298	6/27/2007	Cadmium, DIS	-0.005	Energy Lab	C07061494-002D	6/28/2007	E200.8	
Energy Metals Corp.	MW-1298	6/27/2007	Calcium, DIS	63	Energy Lab	C07061494-002D	6/28/2007	E200.7	
Energy Metals Corp.	MW-1298	6/27/2007	Chromium, DIS	-0.05	Energy Lab	C07061494-002D	6/28/2007	E200.8	
Energy Metals Corp.	MW-1298	6/27/2007	Copper, DIS	-0.01	Energy Lab	C07061494-002D	6/28/2007	E200.8	
Energy Metals Corp.	MW-1298	6/27/2007	Iron, DIS	-0.03	Energy Lab	C07061494-002D	6/28/2007	E200.7	
Energy Metals Corp.	MW-1298	6/27/2007	Lead, DIS	0.003	Energy Lab	C07061494-002D	6/28/2007	E200.8	
Energy Metals Corp.	MW-1298	6/27/2007	Magnesium, DIS	4	Energy Lab	C07061494-002D	6/28/2007	E200.7	
Energy Metals Corp.	MW-1298	6/27/2007	Manganese, DIS	-0.01	Energy Lab	C07061494-002D	6/28/2007	E200.8	
Energy Metals Corp.	MW-1298	6/27/2007	Mercury, DIS	-0.001	Energy Lab	C07061494-002D	6/28/2007	E200.8	
Energy Metals Corp.	MW-1298	6/27/2007	Molybdenum, DIS	-0.1	Energy Lab	C07061494-002D	6/28/2007	E200.8	
Energy Metals Corp.	MW-1298	6/27/2007	Nickel, DIS	-0.05	Energy Lab	C07061494-002D	6/28/2007	E200.8	
Energy Metals Corp.	MW-1298	6/27/2007	Potassium, DIS	3	Energy Lab	C07061494-002D	6/28/2007	E200.7	
Energy Metals Corp.	MW-1298	6/27/2007	Selenium, DIS	-0.001	Energy Lab	C07061494-002D	6/28/2007	E200.8	
Energy Metals Corp.	MW-1298	6/27/2007	Silica, DIS	16.7	Energy Lab	C07061494-002D	6/28/2007	E200.7	
Energy Metals Corp.	MW-1298	6/27/2007	Sodium, DIS	39	Energy Lab	C07061494-002D	6/28/2007	E200.7	
Energy Metals Corp.	MW-1298	6/27/2007	Uranium, DIS	0.0918	Energy Lab	C07061494-002D	6/28/2007	E200.8	
Energy Metals Corp.	MW-1298	6/27/2007	Vanadium, DIS	-0.1	Energy Lab	C07061494-002D	6/28/2007	E200.8	
Energy Metals Corp.	MW-1298	6/27/2007	Zinc, DIS	-0.01	Energy Lab	C07061494-002D	6/28/2007	E200.8	
Energy Metals Corp.	MW-1298	6/27/2007	Lead 210, DIS	-1	Energy Lab	C07061494-002E	6/28/2007	NERHL-65-4	
Energy Metals Corp.	MW-1298	6/27/2007	Polonium 210, DIS	-1	Energy Lab	C07061494-002E	6/28/2007	RMO-3008	
Energy Metals Corp.	MW-1298	6/27/2007	Radium 226, DIS	2.8	Energy Lab	C07061494-002E	6/28/2007	E903.0	
Energy Metals Corp.	MW-1298	6/27/2007	Radium 228, DIS	-1	Energy Lab	C07061494-002E	6/28/2007	RA-05	
Energy Metals Corp.	MW-1298	6/27/2007	Thorium 230, DIS	-0.2	Energy Lab	C07061494-002E	6/28/2007	E907.0	
Energy Metals Corp.	MW-1298	6/27/2007	Lead 210, SUS	-1	Energy Lab	C07061494-002F	6/28/2007	NERHL-65-4	
Energy Metals Corp.	MW-1298	6/27/2007	Polonium 210, SUS	1.4	Energy Lab	C07061494-002F	6/28/2007	RMO-3008	
Energy Metals Corp.	MW-1298	6/27/2007	Radium 226, SUS	-0.2	Energy Lab	C07061494-002F	6/28/2007	E903.0	
Energy Metals Corp.	MW-1298	6/27/2007	Thorium 230, SUS	-0.2	Energy Lab	C07061494-002F	6/28/2007	E907.0	
Energy Metals Corp.	MW-1298	6/27/2007	Uranium, SUS	-0.0003	Energy Lab	C07061494-002F	6/28/2007	E200.8	
Energy Metals Corp.	MW-1298	9/21/2007	A/C Balance (± 5), DIS	0.659	Energy Lab	C07091050-002A	9/22/2007	Calculation	Sample may be for MW-1299 due to possible, but unconfirmed, mix-up of labels
Energy Metals Corp.	MW-1298	9/21/2007	Anions, DIS	16	Energy Lab	C07091050-002A	9/22/2007	Calculation	Sample may be for MW-1299 due to possible, but unconfirmed, mix-up of labels
Energy Metals Corp.	MW-1298	9/21/2007	Bicarbonate as HCO3, DIS	119	Energy Lab	C07091050-002A	9/22/2007	A2320 B	Sample may be for MW-1299 due to possible, but unconfirmed, mix-up of labels
Energy Metals Corp.	MW-1298	9/21/2007	Carbonate as CO3, DIS	-1	Energy Lab	C07091050-002A	9/22/2007	A2320 B	Sample may be for MW-1299 due to possible, but unconfirmed, mix-up of labels
Energy Metals Corp.	MW-1298	9/21/2007	Cations, DIS	15.8	Energy Lab	C07091050-002A	9/22/2007	Calculation	Sample may be for MW-1299 due to possible, but unconfirmed, mix-up of labels
Energy Metals Corp.	MW-1298	9/21/2007	Chloride, DIS	10	Energy Lab	C07091050-002A	9/22/2007	A4500-Cl B	Sample may be for MW-1299 due to possible, but unconfirmed, mix-up of labels
Energy Metals Corp.	MW-1298	9/21/2007	Conductivity, DIS	1420	Energy Lab	C07091050-002A	9/22/2007	A2510 B	Sample may be for MW-1299 due to possible, but unconfirmed, mix-up of labels
Energy Metals Corp.	MW-1298	9/21/2007	Fluoride, DIS	0.2	Energy Lab	C07091050-002A	9/22/2007	A4500-F C	Sample may be for MW-1299 due to possible, but unconfirmed, mix-up of labels
Energy Metals Corp.	MW-1298	9/21/2007	pH, DIS	7.61	Energy Lab	C07091050-002A	9/22/2007	A4500-H B	Sample may be for MW-1299 due to possible, but unconfirmed, mix-up of labels
Energy Metals Corp.	MW-1298	9/21/2007	Solids, Total Dissolved Calculated, DIS	1060	Energy Lab	C07091050-002A	9/22/2007	Calculation	Sample may be for MW-1299 due to possible, but unconfirmed, mix-up of labels
Energy Metals Corp.	MW-1298	9/21/2007	Solids, Total Dissolved TDS @ 180 C, DIS	1060	Energy Lab	C07091050-002A	9/22/2007	A2540 C	Sample may be for MW-1299 due to possible, but unconfirmed, mix-up of labels
Energy Metals Corp.	MW-1298	9/21/2007	Sulfate, DIS	658	Energy Lab	C07091050-002A	9/22/2007	A4500-SO4 E	Sample may be for MW-1299 due to possible, but unconfirmed, mix-up of labels
Energy Metals Corp.	MW-1298	9/21/2007	TDS Balance (0.80 - 1.20), DIS	1	Energy Lab	C07091050-002A	9/22/2007	Calculation	Sample may be for MW-1299 due to possible, but unconfirmed, mix-up of labels
Energy Metals Corp.	MW-1298	9/21/2007	Nitrogen, Ammonia as N, DIS	-0.05	Energy Lab	C07091050-002B	9/22/2007	A4500-NH3 G	Sample may be for MW-1299 due to possible, but unconfirmed, mix-up of labels
Energy Metals Corp.	MW-1298	9/21/2007	Nitrogen, Nitrate+Nitrite as N, DIS	0.2	Energy Lab	C07091050-002B	9/22/2007	E353.2	Sample may be for MW-1299 due to possible, but unconfirmed, mix-up of labels

Energy Metals Corp.	MW-1298	9/21/2007	Iron, TOT	-0.03	Energy Lab	C07091050-002C	9/22/2007	E200.7	Sample may be for MW-1299 due to possible, but unconfirmed, mix-up of labels
Energy Metals Corp.	MW-1298	9/21/2007	Manganese, TOT	-0.01	Energy Lab	C07091050-002C	9/22/2007	E200.7	Sample may be for MW-1299 due to possible, but unconfirmed, mix-up of labels
Energy Metals Corp.	MW-1298	9/21/2007	Aluminum, DIS	-0.1	Energy Lab	C07091050-002D	9/22/2007	E200.8	Sample may be for MW-1299 due to possible, but unconfirmed, mix-up of labels
Energy Metals Corp.	MW-1298	9/21/2007	Arsenic, DIS	0.005	Energy Lab	C07091050-002D	9/22/2007	E200.8	Sample may be for MW-1299 due to possible, but unconfirmed, mix-up of labels
Energy Metals Corp.	MW-1298	9/21/2007	Barium, DIS	-0.1	Energy Lab	C07091050-002D	9/22/2007	E200.8	Sample may be for MW-1299 due to possible, but unconfirmed, mix-up of labels
Energy Metals Corp.	MW-1298	9/21/2007	Boron, DIS	-0.1	Energy Lab	C07091050-002D	9/22/2007	E200.7	Sample may be for MW-1299 due to possible, but unconfirmed, mix-up of labels
Energy Metals Corp.	MW-1298	9/21/2007	Cadmium, DIS	-0.005	Energy Lab	C07091050-002D	9/22/2007	E200.8	Sample may be for MW-1299 due to possible, but unconfirmed, mix-up of labels
Energy Metals Corp.	MW-1298	9/21/2007	Calcium, DIS	240	Energy Lab	C07091050-002D	9/22/2007	E200.7	Sample may be for MW-1299 due to possible, but unconfirmed, mix-up of labels
Energy Metals Corp.	MW-1298	9/21/2007	Chromium, DIS	-0.05	Energy Lab	C07091050-002D	9/22/2007	E200.8	Sample may be for MW-1299 due to possible, but unconfirmed, mix-up of labels
Energy Metals Corp.	MW-1298	9/21/2007	Copper, DIS	-0.01	Energy Lab	C07091050-002D	9/22/2007	E200.8	Sample may be for MW-1299 due to possible, but unconfirmed, mix-up of labels
Energy Metals Corp.	MW-1298	9/21/2007	Iron, DIS	-0.03	Energy Lab	C07091050-002D	9/22/2007	E200.7	Sample may be for MW-1299 due to possible, but unconfirmed, mix-up of labels
Energy Metals Corp.	MW-1298	9/21/2007	Lead, DIS	-0.001	Energy Lab	C07091050-002D	9/22/2007	E200.8	Sample may be for MW-1299 due to possible, but unconfirmed, mix-up of labels
Energy Metals Corp.	MW-1298	9/21/2007	Magnesium, DIS	24	Energy Lab	C07091050-002D	9/22/2007	E200.7	Sample may be for MW-1299 due to possible, but unconfirmed, mix-up of labels
Energy Metals Corp.	MW-1298	9/21/2007	Manganese, DIS	-0.01	Energy Lab	C07091050-002D	9/22/2007	E200.8	Sample may be for MW-1299 due to possible, but unconfirmed, mix-up of labels
Energy Metals Corp.	MW-1298	9/21/2007	Mercury, DIS	-0.001	Energy Lab	C07091050-002D	9/22/2007	E200.8	Sample may be for MW-1299 due to possible, but unconfirmed, mix-up of labels
Energy Metals Corp.	MW-1298	9/21/2007	Molybdenum, DIS	-0.1	Energy Lab	C07091050-002D	9/22/2007	E200.8	Sample may be for MW-1299 due to possible, but unconfirmed, mix-up of labels
Energy Metals Corp.	MW-1298	9/21/2007	Nickel, DIS	-0.05	Energy Lab	C07091050-002D	9/22/2007	E200.8	Sample may be for MW-1299 due to possible, but unconfirmed, mix-up of labels
Energy Metals Corp.	MW-1298	9/21/2007	Potassium, DIS	5	Energy Lab	C07091050-002D	9/22/2007	E200.7	Sample may be for MW-1299 due to possible, but unconfirmed, mix-up of labels
Energy Metals Corp.	MW-1298	9/21/2007	Selenium, DIS	0.021	Energy Lab	C07091050-002D	9/22/2007	E200.8	Sample may be for MW-1299 due to possible, but unconfirmed, mix-up of labels
Energy Metals Corp.	MW-1298	9/21/2007	Silica, DIS	19.5	Energy Lab	C07091050-002D	9/22/2007	E200.7	Sample may be for MW-1299 due to possible, but unconfirmed, mix-up of labels
Energy Metals Corp.	MW-1298	9/21/2007	Sodium, DIS	40	Energy Lab	C07091050-002D	9/22/2007	E200.7	Sample may be for MW-1299 due to possible, but unconfirmed, mix-up of labels
Energy Metals Corp.	MW-1298	9/21/2007	Uranium, DIS	0.431	Energy Lab	C07091050-002D	9/22/2007	E200.8	Sample may be for MW-1299 due to possible, but unconfirmed, mix-up of labels
Energy Metals Corp.	MW-1298	9/21/2007	Vanadium, DIS	-0.1	Energy Lab	C07091050-002D	9/22/2007	E200.8	Sample may be for MW-1299 due to possible, but unconfirmed, mix-up of labels
Energy Metals Corp.	MW-1298	9/21/2007	Zinc, DIS	-0.01	Energy Lab	C07091050-002D	9/22/2007	E200.8	Sample may be for MW-1299 due to possible, but unconfirmed, mix-up of labels
Energy Metals Corp.	MW-1298	9/21/2007	Lead 210, DIS	-1	Energy Lab	C07091050-002E	9/22/2007	E909.0M	Sample may be for MW-1299 due to possible, but unconfirmed, mix-up of labels
Energy Metals Corp.	MW-1298	9/21/2007	Polonium 210, DIS	-1	Energy Lab	C07091050-002E	9/22/2007	RMO-3008	Sample may be for MW-1299 due to possible, but unconfirmed, mix-up of labels
Energy Metals Corp.	MW-1298	9/21/2007	Radium 226, DIS	1.6	Energy Lab	C07091050-002E	9/22/2007	E903.0	Sample may be for MW-1299 due to possible, but unconfirmed, mix-up of labels
Energy Metals Corp.	MW-1298	9/21/2007	Radium 228, DIS	6.4	Energy Lab	C07091050-002E	9/22/2007	RA-05	Sample may be for MW-1299 due to possible, but unconfirmed, mix-up of labels
Energy Metals Corp.	MW-1298	9/21/2007	Thorium 230, DIS	-0.2	Energy Lab	C07091050-002E	9/22/2007	E907.0	Sample may be for MW-1299 due to possible, but unconfirmed, mix-up of labels
Energy Metals Corp.	MW-1298	9/21/2007	Lead 210, SUS	-1	Energy Lab	C07091050-002F	9/22/2007	E909.0M	Sample may be for MW-1299 due to possible, but unconfirmed, mix-up of labels

Energy Metals Corp.	MW-1298	9/21/2007	Polonium 210, SUS	3.5	Energy Lab	C07091050-002F	9/22/2007	RMO-3008	Sample may be for MW-1299 due to possible, but unconfirmed, mix-up of labels
Energy Metals Corp.	MW-1298	9/21/2007	Radium 226, SUS	-0.2	Energy Lab	C07091050-002F	9/22/2007	E903.0	Sample may be for MW-1299 due to possible, but unconfirmed, mix-up of labels
Energy Metals Corp.	MW-1298	9/21/2007	Thorium 230, SUS	-0.2	Energy Lab	C07091050-002F	9/22/2007	E907.0	Sample may be for MW-1299 due to possible, but unconfirmed, mix-up of labels
Energy Metals Corp.	MW-1298	9/21/2007	Uranium, SUS	-0.0003	Energy Lab	C07091050-002F	9/22/2007	E200.8	Sample may be for MW-1299 due to possible, but unconfirmed, mix-up of labels
Uranium One Inc.	MW-1298	12/13/2007	Gross Alpha, DIS	82.9	Energy Lab	C07120756-005A	12/14/2007	E900.0	
Uranium One Inc.	MW-1298	12/13/2007	Gross Beta, DIS	32.9	Energy Lab	C07120756-005A	12/14/2007	E900.0	
Uranium One Inc.	MW-1298	12/13/2007	Radium 226, DIS	4	Energy Lab	C07120756-005A	12/14/2007	E903.0	
Uranium One Inc.	MW-1298	12/13/2007	Radium 228, DIS	2.9	Energy Lab	C07120756-005A	12/14/2007	RA-05	
Uranium One Inc.	MW-1298	12/13/2007	Iron, TOT	0.05	Energy Lab	C07120756-005B	12/14/2007	E200.7	
Uranium One Inc.	MW-1298	12/13/2007	Manganese, TOT	0.01	Energy Lab	C07120756-005B	12/14/2007	E200.7	
Uranium One Inc.	MW-1298	12/13/2007	Nitrogen, Ammonia as N, DIS	-0.05	Energy Lab	C07120756-005C	12/14/2007	A4500-NH3 G	
Uranium One Inc.	MW-1298	12/13/2007	Nitrogen, Nitrate+Nitrite as N, DIS	-0.1	Energy Lab	C07120756-005C	12/14/2007	E353.2	
Uranium One Inc.	MW-1298	12/13/2007	A/C Balance (± 5), DIS	4.63	Energy Lab	C07120756-005D	12/14/2007	Calculation	
Uranium One Inc.	MW-1298	12/13/2007	Anions, DIS	5.78	Energy Lab	C07120756-005D	12/14/2007	Calculation	
Uranium One Inc.	MW-1298	12/13/2007	Bicarbonate as HCO3, DIS	106	Energy Lab	C07120756-005D	12/14/2007	A2320 B	
Uranium One Inc.	MW-1298	12/13/2007	Carbonate as CO3, DIS	-1	Energy Lab	C07120756-005D	12/14/2007	A2320 B	
Uranium One Inc.	MW-1298	12/13/2007	Cations, DIS	5.26	Energy Lab	C07120756-005D	12/14/2007	Calculation	
Uranium One Inc.	MW-1298	12/13/2007	Chloride, DIS	8	Energy Lab	C07120756-005D	12/14/2007	A4500-Cl B	
Uranium One Inc.	MW-1298	12/13/2007	Conductivity, DIS	576	Energy Lab	C07120756-005D	12/14/2007	A2510 B	
Uranium One Inc.	MW-1298	12/13/2007	Fluoride, DIS	0.3	Energy Lab	C07120756-005D	12/14/2007	A4500-F C	
Uranium One Inc.	MW-1298	12/13/2007	pH, DIS	8.08	Energy Lab	C07120756-005D	12/14/2007	A4500-H B	
Uranium One Inc.	MW-1298	12/13/2007	Solids, Total Dissolved Calculated, DIS	369	Energy Lab	C07120756-005D	12/14/2007	Calculation	
Uranium One Inc.	MW-1298	12/13/2007	Solids, Total Dissolved TDS @ 180 C, DIS	406	Energy Lab	C07120756-005D	12/14/2007	A2540 C	
Uranium One Inc.	MW-1298	12/13/2007	Sulfate, DIS	182	Energy Lab	C07120756-005D	12/14/2007	A4500-SO4 E	
Uranium One Inc.	MW-1298	12/13/2007	TDS Balance (0.80 - 1.20), DIS	1.1	Energy Lab	C07120756-005D	12/14/2007	Calculation	
Uranium One Inc.	MW-1298	12/13/2007	Aluminum, DIS	-0.1	Energy Lab	C07120756-005E	12/14/2007	E200.8	
Uranium One Inc.	MW-1298	12/13/2007	Arsenic, DIS	0.008	Energy Lab	C07120756-005E	12/14/2007	E200.8	
Uranium One Inc.	MW-1298	12/13/2007	Barium, DIS	-0.1	Energy Lab	C07120756-005E	12/14/2007	E200.8	
Uranium One Inc.	MW-1298	12/13/2007	Boron, DIS	-0.1	Energy Lab	C07120756-005E	12/14/2007	E200.7	
Uranium One Inc.	MW-1298	12/13/2007	Cadmium, DIS	-0.005	Energy Lab	C07120756-005E	12/14/2007	E200.8	
Uranium One Inc.	MW-1298	12/13/2007	Calcium, DIS	63	Energy Lab	C07120756-005E	12/14/2007	E200.7	
Uranium One Inc.	MW-1298	12/13/2007	Chromium, DIS	-0.05	Energy Lab	C07120756-005E	12/14/2007	E200.8	
Uranium One Inc.	MW-1298	12/13/2007	Copper, DIS	-0.01	Energy Lab	C07120756-005E	12/14/2007	E200.8	
Uranium One Inc.	MW-1298	12/13/2007	Iron, DIS	-0.03	Energy Lab	C07120756-005E	12/14/2007	E200.7	
Uranium One Inc.	MW-1298	12/13/2007	Lead, DIS	0.003	Energy Lab	C07120756-005E	12/14/2007	E200.8	
Uranium One Inc.	MW-1298	12/13/2007	Magnesium, DIS	4	Energy Lab	C07120756-005E	12/14/2007	E200.7	
Uranium One Inc.	MW-1298	12/13/2007	Manganese, DIS	0.01	Energy Lab	C07120756-005E	12/14/2007	E200.8	
Uranium One Inc.	MW-1298	12/13/2007	Mercury, DIS	-0.001	Energy Lab	C07120756-005E	12/14/2007	E200.8	
Uranium One Inc.	MW-1298	12/13/2007	Molybdenum, DIS	-0.1	Energy Lab	C07120756-005E	12/14/2007	E200.8	
Uranium One Inc.	MW-1298	12/13/2007	Nickel, DIS	-0.05	Energy Lab	C07120756-005E	12/14/2007	E200.8	
Uranium One Inc.	MW-1298	12/13/2007	Potassium, DIS	4	Energy Lab	C07120756-005E	12/14/2007	E200.7	
Uranium One Inc.	MW-1298	12/13/2007	Selenium, DIS	-0.001	Energy Lab	C07120756-005E	12/14/2007	E200.8	
Uranium One Inc.	MW-1298	12/13/2007	Silica, DIS	16.4	Energy Lab	C07120756-005E	12/14/2007	E200.7	
Uranium One Inc.	MW-1298	12/13/2007	Sodium, DIS	39	Energy Lab	C07120756-005E	12/14/2007	E200.7	
Uranium One Inc.	MW-1298	12/13/2007	Uranium, DIS	0.0956	Energy Lab	C07120756-005E	12/14/2007	E200.8	
Uranium One Inc.	MW-1298	12/13/2007	Vanadium, DIS	-0.1	Energy Lab	C07120756-005E	12/14/2007	E200.8	
Uranium One Inc.	MW-1298	12/13/2007	Zinc, DIS	-0.01	Energy Lab	C07120756-005E	12/14/2007	E200.8	
Energy Metals Corp.	MW-1299	6/27/2007	A/C Balance (± 5), DIS	4.19	Energy Lab	C07061494-001A	6/28/2007	Calculation	
Energy Metals Corp.	MW-1299	6/27/2007	Anions, DIS	16	Energy Lab	C07061494-001A	6/28/2007	Calculation	
Energy Metals Corp.	MW-1299	6/27/2007	Bicarbonate as HCO3, DIS	117	Energy Lab	C07061494-001A	6/28/2007	A2320 B	
Energy Metals Corp.	MW-1299	6/27/2007	Carbonate as CO3, DIS	-1	Energy Lab	C07061494-001A	6/28/2007	A2320 B	
Energy Metals Corp.	MW-1299	6/27/2007	Cations, DIS	14.7	Energy Lab	C07061494-001A	6/28/2007	Calculation	
Energy Metals Corp.	MW-1299	6/27/2007	Chloride, DIS	11	Energy Lab	C07061494-001A	6/28/2007	A4500-Cl B	
Energy Metals Corp.	MW-1299	6/27/2007	Conductivity, DIS	1380	Energy Lab	C07061494-001A	6/28/2007	A2510 B	
Energy Metals Corp.	MW-1299	6/27/2007	Fluoride, DIS	0.3	Energy Lab	C07061494-001A	6/28/2007	A4500-F C	
Energy Metals Corp.	MW-1299	6/27/2007	pH, DIS	7.34	Energy Lab	C07061494-001A	6/28/2007	A4500-H B	
Energy Metals Corp.	MW-1299	6/27/2007	Solids, Total Dissolved Calculated, DIS	1040	Energy Lab	C07061494-001A	6/28/2007	Calculation	

Energy Metals Corp.	MW-1299	6/27/2007	Solids, Total Dissolved TDS @ 180 C, DIS	1090	Energy Lab	C07061494-001A	6/28/2007	A2540 C	
Energy Metals Corp.	MW-1299	6/27/2007	Sulfate, DIS	660	Energy Lab	C07061494-001A	6/28/2007	A4500-SO4 E	
Energy Metals Corp.	MW-1299	6/27/2007	TDS Balance (0.80 - 1.20), DIS	1.05	Energy Lab	C07061494-001A	6/28/2007	Calculation	
Energy Metals Corp.	MW-1299	6/27/2007	Nitrogen, Ammonia as N, DIS	-0.05	Energy Lab	C07061494-001B	6/28/2007	A4500-NH3 G	
Energy Metals Corp.	MW-1299	6/27/2007	Nitrogen, Nitrate+Nitrite as N, DIS	0.2	Energy Lab	C07061494-001B	6/28/2007	E353.2	
Energy Metals Corp.	MW-1299	6/27/2007	Iron, TOT	-0.03	Energy Lab	C07061494-001C	6/28/2007	E200.7	
Energy Metals Corp.	MW-1299	6/27/2007	Manganese, TOT	-0.01	Energy Lab	C07061494-001C	6/28/2007	E200.7	
Energy Metals Corp.	MW-1299	6/27/2007	Aluminum, DIS	-0.1	Energy Lab	C07061494-001D	6/28/2007	E200.8	
Energy Metals Corp.	MW-1299	6/27/2007	Arsenic, DIS	0.004	Energy Lab	C07061494-001D	6/28/2007	E200.8	
Energy Metals Corp.	MW-1299	6/27/2007	Barium, DIS	-0.1	Energy Lab	C07061494-001D	6/28/2007	E200.8	
Energy Metals Corp.	MW-1299	6/27/2007	Boron, DIS	-0.1	Energy Lab	C07061494-001D	6/28/2007	E200.7	
Energy Metals Corp.	MW-1299	6/27/2007	Cadmium, DIS	-0.005	Energy Lab	C07061494-001D	6/28/2007	E200.8	
Energy Metals Corp.	MW-1299	6/27/2007	Calcium, DIS	229	Energy Lab	C07061494-001D	6/28/2007	E200.7	
Energy Metals Corp.	MW-1299	6/27/2007	Chromium, DIS	-0.05	Energy Lab	C07061494-001D	6/28/2007	E200.8	
Energy Metals Corp.	MW-1299	6/27/2007	Copper, DIS	-0.01	Energy Lab	C07061494-001D	6/28/2007	E200.8	
Energy Metals Corp.	MW-1299	6/27/2007	Iron, DIS	-0.03	Energy Lab	C07061494-001D	6/28/2007	E200.7	
Energy Metals Corp.	MW-1299	6/27/2007	Lead, DIS	-0.001	Energy Lab	C07061494-001D	6/28/2007	E200.8	
Energy Metals Corp.	MW-1299	6/27/2007	Magnesium, DIS	19	Energy Lab	C07061494-001D	6/28/2007	E200.7	
Energy Metals Corp.	MW-1299	6/27/2007	Manganese, DIS	-0.01	Energy Lab	C07061494-001D	6/28/2007	E200.8	
Energy Metals Corp.	MW-1299	6/27/2007	Mercury, DIS	-0.001	Energy Lab	C07061494-001D	6/28/2007	E200.8	
Energy Metals Corp.	MW-1299	6/27/2007	Molybdenum, DIS	-0.1	Energy Lab	C07061494-001D	6/28/2007	E200.8	
Energy Metals Corp.	MW-1299	6/27/2007	Nickel, DIS	-0.05	Energy Lab	C07061494-001D	6/28/2007	E200.8	
Energy Metals Corp.	MW-1299	6/27/2007	Potassium, DIS	5	Energy Lab	C07061494-001D	6/28/2007	E200.7	
Energy Metals Corp.	MW-1299	6/27/2007	Selenium, DIS	0.016	Energy Lab	C07061494-001D	6/28/2007	E200.8	
Energy Metals Corp.	MW-1299	6/27/2007	Silica, DIS	17.8	Energy Lab	C07061494-001D	6/28/2007	E200.7	
Energy Metals Corp.	MW-1299	6/27/2007	Sodium, DIS	36	Energy Lab	C07061494-001D	6/28/2007	E200.7	
Energy Metals Corp.	MW-1299	6/27/2007	Uranium, DIS	0.418	Energy Lab	C07061494-001D	6/28/2007	E200.8	
Energy Metals Corp.	MW-1299	6/27/2007	Vanadium, DIS	-0.1	Energy Lab	C07061494-001D	6/28/2007	E200.8	
Energy Metals Corp.	MW-1299	6/27/2007	Zinc, DIS	-0.01	Energy Lab	C07061494-001D	6/28/2007	E200.8	
Energy Metals Corp.	MW-1299	6/27/2007	Lead 210, DIS	-1	Energy Lab	C07061494-001E	6/28/2007	NERHL-65-4	
Energy Metals Corp.	MW-1299	6/27/2007	Polonium 210, DIS	-1	Energy Lab	C07061494-001E	6/28/2007	RMO-3008	
Energy Metals Corp.	MW-1299	6/27/2007	Radium 226, DIS	2.6	Energy Lab	C07061494-001E	6/28/2007	E903.0	
Energy Metals Corp.	MW-1299	6/27/2007	Radium 228, DIS	3.4	Energy Lab	C07061494-001E	6/28/2007	RA-05	
Energy Metals Corp.	MW-1299	6/27/2007	Thorium 230, DIS	-0.2	Energy Lab	C07061494-001E	6/28/2007	E907.0	
Energy Metals Corp.	MW-1299	6/27/2007	Lead 210, SUS	-1	Energy Lab	C07061494-001F	6/28/2007	NERHL-65-4	
Energy Metals Corp.	MW-1299	6/27/2007	Polonium 210, SUS	2.1	Energy Lab	C07061494-001F	6/28/2007	RMO-3008	
Energy Metals Corp.	MW-1299	6/27/2007	Radium 226, SUS	-0.2	Energy Lab	C07061494-001F	6/28/2007	E903.0	
Energy Metals Corp.	MW-1299	6/27/2007	Thorium 230, SUS	-0.2	Energy Lab	C07061494-001F	6/28/2007	E907.0	
Energy Metals Corp.	MW-1299	6/27/2007	Uranium, SUS	-0.0003	Energy Lab	C07061494-001F	6/28/2007	E200.8	
Energy Metals Corp.	MW-1299	9/21/2007	A/C Batance (± 5), DIS	0.7	Energy Lab	C07091050-001A	9/22/2007	Calculation	Sample may be for MW-1298 due to possible, but unconfirmed, mix-up of labels
Energy Metals Corp.	MW-1299	9/21/2007	Anions, DIS	5.77	Energy Lab	C07091050-001A	9/22/2007	Calculation	Sample may be for MW-1298 due to possible, but unconfirmed, mix-up of labels
Energy Metals Corp.	MW-1299	9/21/2007	Bicarbonate as HCO3, DIS	108	Energy Lab	C07091050-001A	9/22/2007	A2320 B	Sample may be for MW-1298 due to possible, but unconfirmed, mix-up of labels
Energy Metals Corp.	MW-1299	9/21/2007	Carbonate as CO3, DIS	-1	Energy Lab	C07091050-001A	9/22/2007	A2320 B	Sample may be for MW-1298 due to possible, but unconfirmed, mix-up of labels
Energy Metals Corp.	MW-1299	9/21/2007	Cations, DIS	5.69	Energy Lab	C07091050-001A	9/22/2007	Calculation	Sample may be for MW-1298 due to possible, but unconfirmed, mix-up of labels
Energy Metals Corp.	MW-1299	9/21/2007	Chloride, DIS	8	Energy Lab	C07091050-001A	9/22/2007	A4500-Cl B	Sample may be for MW-1298 due to possible, but unconfirmed, mix-up of labels
Energy Metals Corp.	MW-1299	9/21/2007	Conductivity, DIS	551	Energy Lab	C07091050-001A	9/22/2007	A2510 B	Sample may be for MW-1298 due to possible, but unconfirmed, mix-up of labels
Energy Metals Corp.	MW-1299	9/21/2007	Fluoride, DIS	0.3	Energy Lab	C07091050-001A	9/22/2007	A4500-F C	Sample may be for MW-1298 due to possible, but unconfirmed, mix-up of labels
Energy Metals Corp.	MW-1299	9/21/2007	pH, DIS	7.92	Energy Lab	C07091050-001A	9/22/2007	A4500-H B	Sample may be for MW-1298 due to possible, but unconfirmed, mix-up of labels
Energy Metals Corp.	MW-1299	9/21/2007	Solids, Total Dissolved Calculated, DIS	377	Energy Lab	C07091050-001A	9/22/2007	Calculation	Sample may be for MW-1298 due to possible, but unconfirmed, mix-up of labels
Energy Metals Corp.	MW-1299	9/21/2007	Solids, Total Dissolved TDS @ 180 C, DIS	356	Energy Lab	C07091050-001A	9/22/2007	A2540 C	Sample may be for MW-1298 due to possible, but unconfirmed, mix-up of labels

Energy Metals Corp.	MW-1299	9/21/2007	Sulfate, DIS	180	Energy Lab	C07091050-001A	9/22/2007	A4500-SO4 E	Sample may be for MW-1298 due to possible, but unconfirmed, mix-up of labels
Energy Metals Corp.	MW-1299	9/21/2007	TDS Balance (0.80 - 1.20), DIS	0.94	Energy Lab	C07091050-001A	9/22/2007	Calculation	Sample may be for MW-1298 due to possible, but unconfirmed, mix-up of labels
Energy Metals Corp.	MW-1299	9/21/2007	Nitrogen, Ammonia as N, DIS	-0.05	Energy Lab	C07091050-001B	9/22/2007	A4500-NH3 G	Sample may be for MW-1298 due to possible, but unconfirmed, mix-up of labels
Energy Metals Corp.	MW-1299	9/21/2007	Nitrogen, Nitrate+Nitrite as N, DIS	-0.1	Energy Lab	C07091050-001B	9/22/2007	E353.2	Sample may be for MW-1298 due to possible, but unconfirmed, mix-up of labels
Energy Metals Corp.	MW-1299	9/21/2007	Iron, TOT	-0.03	Energy Lab	C07091050-001C	9/22/2007	E200.7	Sample may be for MW-1298 due to possible, but unconfirmed, mix-up of labels
Energy Metals Corp.	MW-1299	9/21/2007	Manganese, TOT	-0.01	Energy Lab	C07091050-001C	9/22/2007	E200.7	Sample may be for MW-1298 due to possible, but unconfirmed, mix-up of labels
Energy Metals Corp.	MW-1299	9/21/2007	Aluminum, DIS	-0.1	Energy Lab	C07091050-001D	9/22/2007	E200.8	Sample may be for MW-1298 due to possible, but unconfirmed, mix-up of labels
Energy Metals Corp.	MW-1299	9/21/2007	Arsenic, DIS	0.009	Energy Lab	C07091050-001D	9/22/2007	E200.8	Sample may be for MW-1298 due to possible, but unconfirmed, mix-up of labels
Energy Metals Corp.	MW-1299	9/21/2007	Barium, DIS	-0.1	Energy Lab	C07091050-001D	9/22/2007	E200.8	Sample may be for MW-1298 due to possible, but unconfirmed, mix-up of labels
Energy Metals Corp.	MW-1299	9/21/2007	Boron, DIS	-0.1	Energy Lab	C07091050-001D	9/22/2007	E200.7	Sample may be for MW-1298 due to possible, but unconfirmed, mix-up of labels
Energy Metals Corp.	MW-1299	9/21/2007	Cadmium, DIS	-0.005	Energy Lab	C07091050-001D	9/22/2007	E200.8	Sample may be for MW-1298 due to possible, but unconfirmed, mix-up of labels
Energy Metals Corp.	MW-1299	9/21/2007	Calcium, DIS	69	Energy Lab	C07091050-001D	9/22/2007	E200.7	Sample may be for MW-1298 due to possible, but unconfirmed, mix-up of labels
Energy Metals Corp.	MW-1299	9/21/2007	Chromium, DIS	-0.05	Energy Lab	C07091050-001D	9/22/2007	E200.8	Sample may be for MW-1298 due to possible, but unconfirmed, mix-up of labels
Energy Metals Corp.	MW-1299	9/21/2007	Copper, DIS	-0.01	Energy Lab	C07091050-001D	9/22/2007	E200.8	Sample may be for MW-1298 due to possible, but unconfirmed, mix-up of labels
Energy Metals Corp.	MW-1299	9/21/2007	Iron, DIS	-0.03	Energy Lab	C07091050-001D	9/22/2007	E200.7	Sample may be for MW-1298 due to possible, but unconfirmed, mix-up of labels
Energy Metals Corp.	MW-1299	9/21/2007	Lead, DIS	0.003	Energy Lab	C07091050-001D	9/22/2007	E200.8	Sample may be for MW-1298 due to possible, but unconfirmed, mix-up of labels
Energy Metals Corp.	MW-1299	9/21/2007	Magnesium, DIS	4	Energy Lab	C07091050-001D	9/22/2007	E200.7	Sample may be for MW-1298 due to possible, but unconfirmed, mix-up of labels
Energy Metals Corp.	MW-1299	9/21/2007	Manganese, DIS	-0.01	Energy Lab	C07091050-001D	9/22/2007	E200.8	Sample may be for MW-1298 due to possible, but unconfirmed, mix-up of labels
Energy Metals Corp.	MW-1299	9/21/2007	Mercury, DIS	-0.001	Energy Lab	C07091050-001D	9/22/2007	E200.8	Sample may be for MW-1298 due to possible, but unconfirmed, mix-up of labels
Energy Metals Corp.	MW-1299	9/21/2007	Molybdenum, DIS	-0.1	Energy Lab	C07091050-001D	9/22/2007	E200.8	Sample may be for MW-1298 due to possible, but unconfirmed, mix-up of labels
Energy Metals Corp.	MW-1299	9/21/2007	Nickel, DIS	-0.05	Energy Lab	C07091050-001D	9/22/2007	E200.8	Sample may be for MW-1298 due to possible, but unconfirmed, mix-up of labels
Energy Metals Corp.	MW-1299	9/21/2007	Potassium, DIS	3	Energy Lab	C07091050-001D	9/22/2007	E200.7	Sample may be for MW-1298 due to possible, but unconfirmed, mix-up of labels
Energy Metals Corp.	MW-1299	9/21/2007	Selenium, DIS	-0.001	Energy Lab	C07091050-001D	9/22/2007	E200.8	Sample may be for MW-1298 due to possible, but unconfirmed, mix-up of labels
Energy Metals Corp.	MW-1299	9/21/2007	Silica, DIS	17.2	Energy Lab	C07091050-001D	9/22/2007	E200.7	Sample may be for MW-1298 due to possible, but unconfirmed, mix-up of labels
Energy Metals Corp.	MW-1299	9/21/2007	Sodium, DIS	41	Energy Lab	C07091050-001D	9/22/2007	E200.7	Sample may be for MW-1298 due to possible, but unconfirmed, mix-up of labels
Energy Metals Corp.	MW-1299	9/21/2007	Uranium, DIS	0.0553	Energy Lab	C07091050-001D	9/22/2007	E200.8	Sample may be for MW-1298 due to possible, but unconfirmed, mix-up of labels
Energy Metals Corp.	MW-1299	9/21/2007	Vanadium, DIS	-0.1	Energy Lab	C07091050-001D	9/22/2007	E200.8	Sample may be for MW-1298 due to possible, but unconfirmed, mix-up of labels
Energy Metals Corp.	MW-1299	9/21/2007	Zinc, DIS	-0.01	Energy Lab	C07091050-001D	9/22/2007	E200.8	Sample may be for MW-1298 due to possible, but unconfirmed, mix-up of labels
Energy Metals Corp.	MW-1299	9/21/2007	Lead 210, DIS	-1	Energy Lab	C07091050-001E	9/22/2007	E909.0M	Sample may be for MW-1298 due to possible, but unconfirmed, mix-up of labels
Energy Metals Corp.	MW-1299	9/21/2007	Polonium 210, DIS	-1	Energy Lab	C07091050-001E	9/22/2007	RMO-3008	Sample may be for MW-1298 due to possible, but unconfirmed, mix-up of labels

Energy Metals Corp.	MW-1299	9/21/2007	Radium 226, DIS	2.2	Energy Lab	C07091050-001E	9/22/2007	E903.0	Sample may be for MW-1298 due to possible, but unconfirmed, mix-up of labels
Energy Metals Corp.	MW-1299	9/21/2007	Radium 228, DIS	5.2	Energy Lab	C07091050-001E	9/22/2007	RA-05	Sample may be for MW-1298 due to possible, but unconfirmed, mix-up of labels
Energy Metals Corp.	MW-1299	9/21/2007	Thorium 230, DIS	-0.2	Energy Lab	C07091050-001E	9/22/2007	E907.0	Sample may be for MW-1298 due to possible, but unconfirmed, mix-up of labels
Energy Metals Corp.	MW-1299	9/21/2007	Lead 210, SUS	-1	Energy Lab	C07091050-001F	9/22/2007	E909.0M	Sample may be for MW-1298 due to possible, but unconfirmed, mix-up of labels
Energy Metals Corp.	MW-1299	9/21/2007	Polonium 210, SUS	-1	Energy Lab	C07091050-001F	9/22/2007	RMO-3008	Sample may be for MW-1298 due to possible, but unconfirmed, mix-up of labels
Energy Metals Corp.	MW-1299	9/21/2007	Radium 226, SUS	-0.2	Energy Lab	C07091050-001F	9/22/2007	E903.0	Sample may be for MW-1298 due to possible, but unconfirmed, mix-up of labels
Energy Metals Corp.	MW-1299	9/21/2007	Thorium 230, SUS	-0.2	Energy Lab	C07091050-001F	9/22/2007	E907.0	Sample may be for MW-1298 due to possible, but unconfirmed, mix-up of labels
Energy Metals Corp.	MW-1299	9/21/2007	Uranium, SUS	0.0007	Energy Lab	C07091050-001F	9/22/2007	E200.8	Sample may be for MW-1298 due to possible, but unconfirmed, mix-up of labels
Uranium One Inc.	MW-1299	12/13/2007	Gross Alpha, DIS	308	Energy Lab	C07120756-004A	12/14/2007	E900.0	
Uranium One Inc.	MW-1299	12/13/2007	Gross Beta, DIS	105	Energy Lab	C07120756-004A	12/14/2007	E900.0	
Uranium One Inc.	MW-1299	12/13/2007	Radium 226, DIS	2.3	Energy Lab	C07120756-004A	12/14/2007	E903.0	
Uranium One Inc.	MW-1299	12/13/2007	Radium 228, DIS	5.7	Energy Lab	C07120756-004A	12/14/2007	RA-05	
Uranium One Inc.	MW-1299	12/13/2007	Iron, TOT	-0.03	Energy Lab	C07120756-004B	12/14/2007	E200.7	
Uranium One Inc.	MW-1299	12/13/2007	Manganese, TOT	-0.01	Energy Lab	C07120756-004B	12/14/2007	E200.7	
Uranium One Inc.	MW-1299	12/13/2007	Nitrogen, Ammonia as N, DIS	-0.05	Energy Lab	C07120756-004C	12/14/2007	A4500-NH3 G	
Uranium One Inc.	MW-1299	12/13/2007	Nitrogen, Nitrate+Nitrite as N, DIS	0.1	Energy Lab	C07120756-004C	12/14/2007	E353.2	
Uranium One Inc.	MW-1299	12/13/2007	A/C Balance (± 5), DIS	3.69	Energy Lab	C07120756-004D	12/14/2007	Calculation	
Uranium One Inc.	MW-1299	12/13/2007	Anions, DIS	15.7	Energy Lab	C07120756-004D	12/14/2007	Calculation	
Uranium One Inc.	MW-1299	12/13/2007	Bicarbonate as HCO3, DIS	115	Energy Lab	C07120756-004D	12/14/2007	A2320 B	
Uranium One Inc.	MW-1299	12/13/2007	Carbonate as CO3, DIS	-1	Energy Lab	C07120756-004D	12/14/2007	A2320 B	
Uranium One Inc.	MW-1299	12/13/2007	Cations, DIS	14.6	Energy Lab	C07120756-004D	12/14/2007	Calculation	
Uranium One Inc.	MW-1299	12/13/2007	Chloride, DIS	10	Energy Lab	C07120756-004D	12/14/2007	A4500-Cl B	
Uranium One Inc.	MW-1299	12/13/2007	Conductivity, DIS	1380	Energy Lab	C07120756-004D	12/14/2007	A2510 B	
Uranium One Inc.	MW-1299	12/13/2007	Fluoride, DIS	0.2	Energy Lab	C07120756-004D	12/14/2007	A4500-F C	
Uranium One Inc.	MW-1299	12/13/2007	pH, DIS	7.76	Energy Lab	C07120756-004D	12/14/2007	A4500-H B	
Uranium One Inc.	MW-1299	12/13/2007	Solids, Total Dissolved Calculated, DIS	1020	Energy Lab	C07120756-004D	12/14/2007	Calculation	
Uranium One Inc.	MW-1299	12/13/2007	Solids, Total Dissolved TDS @ 180 C, DIS	1100	Energy Lab	C07120756-004D	12/14/2007	A2540 C	
Uranium One Inc.	MW-1299	12/13/2007	Sulfate, DIS	648	Energy Lab	C07120756-004D	12/14/2007	A4500-SO4 E	
Uranium One Inc.	MW-1299	12/13/2007	TDS Balance (0.80 - 1.20), DIS	1.08	Energy Lab	C07120756-004D	12/14/2007	Calculation	
Uranium One Inc.	MW-1299	12/13/2007	Aluminum, DIS	-0.1	Energy Lab	C07120756-004E	12/14/2007	E200.8	
Uranium One Inc.	MW-1299	12/13/2007	Arsenic, DIS	0.004	Energy Lab	C07120756-004E	12/14/2007	E200.8	
Uranium One Inc.	MW-1299	12/13/2007	Barium, DIS	-0.1	Energy Lab	C07120756-004E	12/14/2007	E200.8	
Uranium One Inc.	MW-1299	12/13/2007	Boron, DIS	-0.1	Energy Lab	C07120756-004E	12/14/2007	E200.7	
Uranium One Inc.	MW-1299	12/13/2007	Cadmium, DIS	-0.005	Energy Lab	C07120756-004E	12/14/2007	E200.8	
Uranium One Inc.	MW-1299	12/13/2007	Calcium, DIS	222	Energy Lab	C07120756-004E	12/14/2007	E200.7	
Uranium One Inc.	MW-1299	12/13/2007	Chromium, DIS	-0.05	Energy Lab	C07120756-004E	12/14/2007	E200.8	
Uranium One Inc.	MW-1299	12/13/2007	Copper, DIS	-0.01	Energy Lab	C07120756-004E	12/14/2007	E200.8	
Uranium One Inc.	MW-1299	12/13/2007	Iron, DIS	-0.03	Energy Lab	C07120756-004E	12/14/2007	E200.7	
Uranium One Inc.	MW-1299	12/13/2007	Lead, DIS	-0.001	Energy Lab	C07120756-004E	12/14/2007	E200.8	
Uranium One Inc.	MW-1299	12/13/2007	Magnesium, DIS	21	Energy Lab	C07120756-004E	12/14/2007	E200.7	
Uranium One Inc.	MW-1299	12/13/2007	Manganese, DIS	-0.01	Energy Lab	C07120756-004E	12/14/2007	E200.8	
Uranium One Inc.	MW-1299	12/13/2007	Mercury, DIS	-0.001	Energy Lab	C07120756-004E	12/14/2007	E200.8	
Uranium One Inc.	MW-1299	12/13/2007	Molybdenum, DIS	-0.1	Energy Lab	C07120756-004E	12/14/2007	E200.8	
Uranium One Inc.	MW-1299	12/13/2007	Nickel, DIS	-0.05	Energy Lab	C07120756-004E	12/14/2007	E200.8	
Uranium One Inc.	MW-1299	12/13/2007	Potassium, DIS	5	Energy Lab	C07120756-004E	12/14/2007	E200.7	
Uranium One Inc.	MW-1299	12/13/2007	Selenium, DIS	0.018	Energy Lab	C07120756-004E	12/14/2007	E200.8	
Uranium One Inc.	MW-1299	12/13/2007	Silica, DIS	18.9	Energy Lab	C07120756-004E	12/14/2007	E200.7	
Uranium One Inc.	MW-1299	12/13/2007	Sodium, DIS	39	Energy Lab	C07120756-004E	12/14/2007	E200.7	
Uranium One Inc.	MW-1299	12/13/2007	Uranium, DIS	0.412	Energy Lab	C07120756-004E	12/14/2007	E200.8	
Uranium One Inc.	MW-1299	12/13/2007	Vanadium, DIS	-0.1	Energy Lab	C07120756-004E	12/14/2007	E200.8	
Uranium One Inc.	MW-1299	12/13/2007	Zinc, DIS	-0.01	Energy Lab	C07120756-004E	12/14/2007	E200.8	
Energy Metals Corp.	MW-1300	6/29/2007	A/C Balance (± 5), DIS	1.24	Energy Lab	C07061599-001A	6/30/2007	Calculation	
Energy Metals Corp.	MW-1300	6/29/2007	Anions, DIS	3.79	Energy Lab	C07061599-001A	6/30/2007	Calculation	

Energy Metals Corp.	MW-1300	6/29/2007	Bicarbonate as HCO3, DIS	127	Energy Lab	C07061599-001A	6/30/2007	A2320 B	
Energy Metals Corp.	MW-1300	6/29/2007	Carbonate as CO3, DIS	-1	Energy Lab	C07061599-001A	6/30/2007	A2320 B	
Energy Metals Corp.	MW-1300	6/29/2007	Cations, DIS	3.7	Energy Lab	C07061599-001A	6/30/2007	Calculation	
Energy Metals Corp.	MW-1300	6/29/2007	Chloride, DIS	5	Energy Lab	C07061599-001A	6/30/2007	A4500-Cl B	
Energy Metals Corp.	MW-1300	6/29/2007	Conductivity, DIS	383	Energy Lab	C07061599-001A	6/30/2007	A2510 B	
Energy Metals Corp.	MW-1300	6/29/2007	Fluoride, DIS	0.5	Energy Lab	C07061599-001A	6/30/2007	A4500-F C	
Energy Metals Corp.	MW-1300	6/29/2007	pH, DIS	8.04	Energy Lab	C07061599-001A	6/30/2007	A4500-H B	
Energy Metals Corp.	MW-1300	6/29/2007	Solids, Total Dissolved Calculated, DIS	235	Energy Lab	C07061599-001A	6/30/2007	Calculation	
Energy Metals Corp.	MW-1300	6/29/2007	Solids, Total Dissolved TDS @ 180 C, DIS	202	Energy Lab	C07061599-001A	6/30/2007	A2540 C	
Energy Metals Corp.	MW-1300	6/29/2007	Sulfate, DIS	74	Energy Lab	C07061599-001A	6/30/2007	A4500-SO4 E	
Energy Metals Corp.	MW-1300	6/29/2007	TDS Balance (0.80 - 1.20), DIS	0.86	Energy Lab	C07061599-001A	6/30/2007	Calculation	
Energy Metals Corp.	MW-1300	6/29/2007	Nitrogen, Ammonia as N, DIS	-0.05	Energy Lab	C07061599-001B	6/30/2007	A4500-NH3 G	
Energy Metals Corp.	MW-1300	6/29/2007	Nitrogen, Nitrate+Nitrite as N, DIS	-0.1	Energy Lab	C07061599-001B	6/30/2007	E353.2	
Energy Metals Corp.	MW-1300	6/29/2007	Iron, TOT	-0.03	Energy Lab	C07061599-001C	6/30/2007	E200.7	
Energy Metals Corp.	MW-1300	6/29/2007	Manganese, TOT	0.02	Energy Lab	C07061599-001C	6/30/2007	E200.7	
Energy Metals Corp.	MW-1300	6/29/2007	Aluminum, DIS	-0.1	Energy Lab	C07061599-001D	6/30/2007	E200.8	
Energy Metals Corp.	MW-1300	6/29/2007	Arsenic, DIS	0.003	Energy Lab	C07061599-001D	6/30/2007	E200.8	
Energy Metals Corp.	MW-1300	6/29/2007	Barium, DIS	-0.1	Energy Lab	C07061599-001D	6/30/2007	E200.8	
Energy Metals Corp.	MW-1300	6/29/2007	Boron, DIS	-0.1	Energy Lab	C07061599-001D	6/30/2007	E200.7	
Energy Metals Corp.	MW-1300	6/29/2007	Cadmium, DIS	-0.005	Energy Lab	C07061599-001D	6/30/2007	E200.8	
Energy Metals Corp.	MW-1300	6/29/2007	Calcium, DIS	38	Energy Lab	C07061599-001D	6/30/2007	E200.7	
Energy Metals Corp.	MW-1300	6/29/2007	Chromium, DIS	-0.05	Energy Lab	C07061599-001D	6/30/2007	E200.8	
Energy Metals Corp.	MW-1300	6/29/2007	Copper, DIS	-0.01	Energy Lab	C07061599-001D	6/30/2007	E200.8	
Energy Metals Corp.	MW-1300	6/29/2007	Iron, DIS	-0.03	Energy Lab	C07061599-001D	6/30/2007	E200.7	
Energy Metals Corp.	MW-1300	6/29/2007	Lead, DIS	0.002	Energy Lab	C07061599-001D	6/30/2007	E200.8	
Energy Metals Corp.	MW-1300	6/29/2007	Magnesium, DIS	2	Energy Lab	C07061599-001D	6/30/2007	E200.7	
Energy Metals Corp.	MW-1300	6/29/2007	Manganese, DIS	0.02	Energy Lab	C07061599-001D	6/30/2007	E200.8	
Energy Metals Corp.	MW-1300	6/29/2007	Mercury, DIS	-0.001	Energy Lab	C07061599-001D	6/30/2007	E200.8	
Energy Metals Corp.	MW-1300	6/29/2007	Molybdenum, DIS	-0.1	Energy Lab	C07061599-001D	6/30/2007	E200.8	
Energy Metals Corp.	MW-1300	6/29/2007	Nickel, DIS	-0.05	Energy Lab	C07061599-001D	6/30/2007	E200.8	
Energy Metals Corp.	MW-1300	6/29/2007	Potassium, DIS	3	Energy Lab	C07061599-001D	6/30/2007	E200.7	
Energy Metals Corp.	MW-1300	6/29/2007	Selenium, DIS	-0.001	Energy Lab	C07061599-001D	6/30/2007	E200.8	
Energy Metals Corp.	MW-1300	6/29/2007	Silica, DIS	14.4	Energy Lab	C07061599-001D	6/30/2007	E200.7	
Energy Metals Corp.	MW-1300	6/29/2007	Sodium, DIS	35	Energy Lab	C07061599-001D	6/30/2007	E200.7	
Energy Metals Corp.	MW-1300	6/29/2007	Uranium, DIS	0.0009	Energy Lab	C07061599-001D	6/30/2007	E200.8	
Energy Metals Corp.	MW-1300	6/29/2007	Vanadium, DIS	-0.1	Energy Lab	C07061599-001D	6/30/2007	E200.8	
Energy Metals Corp.	MW-1300	6/29/2007	Zinc, DIS	-0.01	Energy Lab	C07061599-001D	6/30/2007	E200.8	
Energy Metals Corp.	MW-1300	6/29/2007	Lead 210, DIS	-1	Energy Lab	C07061599-001E	6/30/2007	NERHL-65-4	
Energy Metals Corp.	MW-1300	6/29/2007	Polonium 210, DIS	-1	Energy Lab	C07061599-001E	6/30/2007	RMO-3008	
Energy Metals Corp.	MW-1300	6/29/2007	Radium 226, DIS	2.5	Energy Lab	C07061599-001E	6/30/2007	E903.0	
Energy Metals Corp.	MW-1300	6/29/2007	Radium 228, DIS	-1	Energy Lab	C07061599-001E	6/30/2007	RA-05	
Energy Metals Corp.	MW-1300	6/29/2007	Thorium 230, DIS	-0.2	Energy Lab	C07061599-001E	6/30/2007	E907.0	
Energy Metals Corp.	MW-1300	6/29/2007	Lead 210, SUS	-1	Energy Lab	C07061599-001F	6/30/2007	NERHL-65-4	
Energy Metals Corp.	MW-1300	6/29/2007	Polonium 210, SUS	-1	Energy Lab	C07061599-001F	6/30/2007	RMO-3008	
Energy Metals Corp.	MW-1300	6/29/2007	Radium 226, SUS	-0.2	Energy Lab	C07061599-001F	6/30/2007	E903.0	
Energy Metals Corp.	MW-1300	6/29/2007	Thorium 230, SUS	-0.2	Energy Lab	C07061599-001F	6/30/2007	E907.0	
Energy Metals Corp.	MW-1300	6/29/2007	Uranium, SUS	-0.0003	Energy Lab	C07061599-001F	6/30/2007	E200.8	
Energy Metals Corp.	MW-1300	9/28/2007	A/C Balance (± 5), DIS	3.76	Energy Lab	C07100033-002A	10/1/2007	Calculation	
Energy Metals Corp.	MW-1300	9/28/2007	Anions, DIS	4.03	Energy Lab	C07100033-002A	10/1/2007	Calculation	
Energy Metals Corp.	MW-1300	9/28/2007	Bicarbonate as HCO3, DIS	132	Energy Lab	C07100033-002A	10/1/2007	A2320 B	
Energy Metals Corp.	MW-1300	9/28/2007	Carbonate as CO3, DIS	-1	Energy Lab	C07100033-002A	10/1/2007	A2320 B	
Energy Metals Corp.	MW-1300	9/28/2007	Cations, DIS	3.74	Energy Lab	C07100033-002A	10/1/2007	Calculation	
Energy Metals Corp.	MW-1300	9/28/2007	Chloride, DIS	10	Energy Lab	C07100033-002A	10/1/2007	A4500-Cl B	
Energy Metals Corp.	MW-1300	9/28/2007	Conductivity, DIS	338	Energy Lab	C07100033-002A	10/1/2007	A2510 B	
Energy Metals Corp.	MW-1300	9/28/2007	Fluoride, DIS	0.5	Energy Lab	C07100033-002A	10/1/2007	A4500-F C	
Energy Metals Corp.	MW-1300	9/28/2007	pH, DIS	7.96	Energy Lab	C07100033-002A	10/1/2007	A4500-H B	
Energy Metals Corp.	MW-1300	9/28/2007	Solids, Total Dissolved Calculated, DIS	242	Energy Lab	C07100033-002A	10/1/2007	Calculation	
Energy Metals Corp.	MW-1300	9/28/2007	Solids, Total Dissolved TDS @ 180 C, DIS	210	Energy Lab	C07100033-002A	10/1/2007	A2540 C	
Energy Metals Corp.	MW-1300	9/28/2007	Sulfate, DIS	74	Energy Lab	C07100033-002A	10/1/2007	A4500-SO4 E	
Energy Metals Corp.	MW-1300	9/28/2007	TDS Balance (0.80 - 1.20), DIS	0.87	Energy Lab	C07100033-002A	10/1/2007	Calculation	
Energy Metals Corp.	MW-1300	9/28/2007	Iron, TOT	-0.03	Energy Lab	C07100033-002B	10/1/2007	E200.7	

Energy Metals Corp.	MW-1300	9/28/2007	Manganese, TOT	0.02	Energy Lab	C07100033-002B	10/1/2007	E200.7	
Energy Metals Corp.	MW-1300	9/28/2007	Nitrogen, Ammonia as N, DIS	-0.05	Energy Lab	C07100033-002C	10/1/2007	A4500-NH3 G	
Energy Metals Corp.	MW-1300	9/28/2007	Nitrogen, Nitrate+Nitrite as N, DIS	-0.1	Energy Lab	C07100033-002C	10/1/2007	E353.2	
Energy Metals Corp.	MW-1300	9/28/2007	Aluminum, DIS	-0.1	Energy Lab	C07100033-002D	10/1/2007	E200.8	
Energy Metals Corp.	MW-1300	9/28/2007	Arsenic, DIS	0.003	Energy Lab	C07100033-002D	10/1/2007	E200.8	
Energy Metals Corp.	MW-1300	9/28/2007	Barium, DIS	-0.1	Energy Lab	C07100033-002D	10/1/2007	E200.8	
Energy Metals Corp.	MW-1300	9/28/2007	Boron, DIS	-0.1	Energy Lab	C07100033-002D	10/1/2007	E200.7	
Energy Metals Corp.	MW-1300	9/28/2007	Cadmium, DIS	-0.005	Energy Lab	C07100033-002D	10/1/2007	E200.8	
Energy Metals Corp.	MW-1300	9/28/2007	Calcium, DIS	39	Energy Lab	C07100033-002D	10/1/2007	E200.7	
Energy Metals Corp.	MW-1300	9/28/2007	Chromium, DIS	-0.05	Energy Lab	C07100033-002D	10/1/2007	E200.8	
Energy Metals Corp.	MW-1300	9/28/2007	Copper, DIS	-0.01	Energy Lab	C07100033-002D	10/1/2007	E200.8	
Energy Metals Corp.	MW-1300	9/28/2007	Iron, DIS	-0.03	Energy Lab	C07100033-002D	10/1/2007	E200.7	
Energy Metals Corp.	MW-1300	9/28/2007	Lead, DIS	-0.001	Energy Lab	C07100033-002D	10/1/2007	E200.8	
Energy Metals Corp.	MW-1300	9/28/2007	Magnesium, DIS	2	Energy Lab	C07100033-002D	10/1/2007	E200.7	
Energy Metals Corp.	MW-1300	9/28/2007	Manganese, DIS	0.02	Energy Lab	C07100033-002D	10/1/2007	E200.8	
Energy Metals Corp.	MW-1300	9/28/2007	Mercury, DIS	-0.001	Energy Lab	C07100033-002D	10/1/2007	E200.8	
Energy Metals Corp.	MW-1300	9/28/2007	Molybdenum, DIS	-0.1	Energy Lab	C07100033-002D	10/1/2007	E200.8	
Energy Metals Corp.	MW-1300	9/28/2007	Nickel, DIS	-0.05	Energy Lab	C07100033-002D	10/1/2007	E200.8	
Energy Metals Corp.	MW-1300	9/28/2007	Potassium, DIS	3	Energy Lab	C07100033-002D	10/1/2007	E200.7	
Energy Metals Corp.	MW-1300	9/28/2007	Selenium, DIS	-0.001	Energy Lab	C07100033-002D	10/1/2007	E200.8	
Energy Metals Corp.	MW-1300	9/28/2007	Silica, DIS	13.1	Energy Lab	C07100033-002D	10/1/2007	E200.7	
Energy Metals Corp.	MW-1300	9/28/2007	Sodium, DIS	35	Energy Lab	C07100033-002D	10/1/2007	E200.7	
Energy Metals Corp.	MW-1300	9/28/2007	Uranium, DIS	0.0004	Energy Lab	C07100033-002D	10/1/2007	E200.8	
Energy Metals Corp.	MW-1300	9/28/2007	Vanadium, DIS	-0.1	Energy Lab	C07100033-002D	10/1/2007	E200.8	
Energy Metals Corp.	MW-1300	9/28/2007	Zinc, DIS	-0.01	Energy Lab	C07100033-002D	10/1/2007	E200.8	
Energy Metals Corp.	MW-1300	9/28/2007	Lead 210, DIS	-1	Energy Lab	C07100033-002E	10/1/2007	E909.0M	
Energy Metals Corp.	MW-1300	9/28/2007	Polonium 210, DIS	-1	Energy Lab	C07100033-002E	10/1/2007	RMO-3008	
Energy Metals Corp.	MW-1300	9/28/2007	Radium 226, DIS	5.1	Energy Lab	C07100033-002E	10/1/2007	E903.0	
Energy Metals Corp.	MW-1300	9/28/2007	Radium 228, DIS	-1	Energy Lab	C07100033-002E	10/1/2007	RA-05	
Energy Metals Corp.	MW-1300	9/28/2007	Thorium 230, DIS	-0.2	Energy Lab	C07100033-002E	10/1/2007	E907.0	
Energy Metals Corp.	MW-1300	9/28/2007	Lead 210, SUS	-1	Energy Lab	C07100033-002F	10/1/2007	E909.0M	
Energy Metals Corp.	MW-1300	9/28/2007	Polonium 210, SUS	2.8	Energy Lab	C07100033-002F	10/1/2007	RMO-3008	
Energy Metals Corp.	MW-1300	9/28/2007	Radium 226, SUS	3	Energy Lab	C07100033-002F	10/1/2007	E903.0	
Energy Metals Corp.	MW-1300	9/28/2007	Thorium 230, SUS	-0.2	Energy Lab	C07100033-002F	10/1/2007	E907.0	
Energy Metals Corp.	MW-1300	9/28/2007	Uranium, SUS	0.0256	Energy Lab	C07100033-002F	10/1/2007	E200.8	
Uranium One Inc.	MW-1300	12/13/2007	Gross Alpha, DIS	12.5	Energy Lab	C07120756-003A	12/14/2007	E900.0	
Uranium One Inc.	MW-1300	12/13/2007	Gross Beta, DIS	10.1	Energy Lab	C07120756-003A	12/14/2007	E900.0	
Uranium One Inc.	MW-1300	12/13/2007	Radium 226, DIS	3	Energy Lab	C07120756-003A	12/14/2007	E903.0	
Uranium One Inc.	MW-1300	12/13/2007	Radium 228, DIS	2.3	Energy Lab	C07120756-003A	12/14/2007	RA-05	
Uranium One Inc.	MW-1300	12/13/2007	Iron, TOT	0.34	Energy Lab	C07120756-003B	12/14/2007	E200.7	
Uranium One Inc.	MW-1300	12/13/2007	Manganese, TOT	0.02	Energy Lab	C07120756-003B	12/14/2007	E200.7	
Uranium One Inc.	MW-1300	12/13/2007	Nitrogen, Ammonia as N, DIS	0.05	Energy Lab	C07120756-003C	12/14/2007	A4500-NH3 G	
Uranium One Inc.	MW-1300	12/13/2007	Nitrogen, Nitrate+Nitrite as N, DIS	-0.1	Energy Lab	C07120756-003C	12/14/2007	E353.2	
Uranium One Inc.	MW-1300	12/13/2007	A/C Balance (± 5), DIS	3.11	Energy Lab	C07120756-003D	12/14/2007	Calculation	
Uranium One Inc.	MW-1300	12/13/2007	Anions, DIS	3.71	Energy Lab	C07120756-003D	12/14/2007	Calculation	
Uranium One Inc.	MW-1300	12/13/2007	Bicarbonate as HCO3, DIS	126	Energy Lab	C07120756-003D	12/14/2007	A2320 B	
Uranium One Inc.	MW-1300	12/13/2007	Carbonate as CO3, DIS	-1	Energy Lab	C07120756-003D	12/14/2007	A2320 B	
Uranium One Inc.	MW-1300	12/13/2007	Cations, DIS	3.49	Energy Lab	C07120756-003D	12/14/2007	Calculation	
Uranium One Inc.	MW-1300	12/13/2007	Chloride, DIS	4	Energy Lab	C07120756-003D	12/14/2007	A4500-Cl B	
Uranium One Inc.	MW-1300	12/13/2007	Conductivity, DIS	377	Energy Lab	C07120756-003D	12/14/2007	A2510 B	
Uranium One Inc.	MW-1300	12/13/2007	Fluoride, DIS	0.5	Energy Lab	C07120756-003D	12/14/2007	A4500-F C	
Uranium One Inc.	MW-1300	12/13/2007	pH, DIS	8.14	Energy Lab	C07120756-003D	12/14/2007	A4500-H B	
Uranium One Inc.	MW-1300	12/13/2007	Solids, Total Dissolved Calculated, DIS	227	Energy Lab	C07120756-003D	12/14/2007	Calculation	
Uranium One Inc.	MW-1300	12/13/2007	Solids, Total Dissolved TDS @ 180 C, DIS	249	Energy Lab	C07120756-003D	12/14/2007	A2540 C	
Uranium One Inc.	MW-1300	12/13/2007	Sulfate, DIS	73	Energy Lab	C07120756-003D	12/14/2007	A4500-SO4 E	
Uranium One Inc.	MW-1300	12/13/2007	TDS Balance (0.80 - 1.20), DIS	1.1	Energy Lab	C07120756-003D	12/14/2007	Calculation	
Uranium One Inc.	MW-1300	12/13/2007	Aluminum, DIS	-0.1	Energy Lab	C07120756-003E	12/14/2007	E200.8	
Uranium One Inc.	MW-1300	12/13/2007	Arsenic, DIS	0.003	Energy Lab	C07120756-003E	12/14/2007	E200.8	
Uranium One Inc.	MW-1300	12/13/2007	Barium, DIS	-0.1	Energy Lab	C07120756-003E	12/14/2007	E200.8	
Uranium One Inc.	MW-1300	12/13/2007	Boron, DIS	-0.1	Energy Lab	C07120756-003E	12/14/2007	E200.7	
Uranium One Inc.	MW-1300	12/13/2007	Cadmium, DIS	-0.005	Energy Lab	C07120756-003E	12/14/2007	E200.8	

Uranium One Inc.	MW-1300	12/13/2007	Calcium, DIS	35	Energy Lab	C07120756-003E	12/14/2007	E200.7	
Uranium One Inc.	MW-1300	12/13/2007	Chromium, DIS	-0.05	Energy Lab	C07120756-003E	12/14/2007	E200.8	
Uranium One Inc.	MW-1300	12/13/2007	Copper, DIS	-0.01	Energy Lab	C07120756-003E	12/14/2007	E200.8	
Uranium One Inc.	MW-1300	12/13/2007	Iron, DIS	-0.03	Energy Lab	C07120756-003E	12/14/2007	E200.7	
Uranium One Inc.	MW-1300	12/13/2007	Lead, DIS	-0.001	Energy Lab	C07120756-003E	12/14/2007	E200.8	
Uranium One Inc.	MW-1300	12/13/2007	Magnesium, DIS	2	Energy Lab	C07120756-003E	12/14/2007	E200.7	
Uranium One Inc.	MW-1300	12/13/2007	Manganese, DIS	0.02	Energy Lab	C07120756-003E	12/14/2007	E200.8	
Uranium One Inc.	MW-1300	12/13/2007	Mercury, DIS	-0.001	Energy Lab	C07120756-003E	12/14/2007	E200.8	
Uranium One Inc.	MW-1300	12/13/2007	Molybdenum, DIS	-0.1	Energy Lab	C07120756-003E	12/14/2007	E200.8	
Uranium One Inc.	MW-1300	12/13/2007	Nickel, DIS	-0.05	Energy Lab	C07120756-003E	12/14/2007	E200.8	
Uranium One Inc.	MW-1300	12/13/2007	Potassium, DIS	3	Energy Lab	C07120756-003E	12/14/2007	E200.7	
Uranium One Inc.	MW-1300	12/13/2007	Selenium, DIS	-0.001	Energy Lab	C07120756-003E	12/14/2007	E200.8	
Uranium One Inc.	MW-1300	12/13/2007	Silica, DIS	13.2	Energy Lab	C07120756-003E	12/14/2007	E200.7	
Uranium One Inc.	MW-1300	12/13/2007	Sodium, DIS	35	Energy Lab	C07120756-003E	12/14/2007	E200.7	
Uranium One Inc.	MW-1300	12/13/2007	Uranium, DIS	0.0011	Energy Lab	C07120756-003E	12/14/2007	E200.8	
Uranium One Inc.	MW-1300	12/13/2007	Vanadium, DIS	-0.1	Energy Lab	C07120756-003E	12/14/2007	E200.8	
Uranium One Inc.	MW-1300	12/13/2007	Zinc, DIS	-0.01	Energy Lab	C07120756-003E	12/14/2007	E200.8	

1. Unless otherwise noted, A negative value signifies a detection limit value. For example, -1 is <1

Addendum 2.7- E Water Rights

Summary of active wells within a three mile buffer of the JAB and Antelope permit boundaries *not* permitted for Uranium One, Inc.

Facility Name	Applicant	WYSEO Permit No.	Priority	Status[1]	Uses[2]	Well Depth (ft)	Yield (gpm)	SWL (ft.bgs)	Screened or Perforated Interval (ft.bgs)	Township	Range	Section	Qtrqtr	Buffer Distance[3]
ARAPAHOE WELL #1	DICKERSON J. SMITH** USDI, BUREAU OF LAND MANAGEMENT	P171697W	11/30/2005	GSI	STO					27	93	28	NESW	3
BARON BUTE #1	STATE OF WYOMING**JOHN P. MC INTOSH	P8595P	6/15/1940	GST	DOM,STO	105	8	20	85-105	27	92	36	SWNE	2
BATTLE SPRINGS WATER SUPPLY #2	AMOCO PRODUCTION COMPANY** WYOMING BOARD OF LAND COMMISSIONERS	P14776W, P71037W, P71271W, P71710W, P73789W	6/28/1972, 8/29/1985, 8/29/1985, 12/16/1985, 5/21/1986	UNA	IND then MIS,MUN then MIS	2084	346	152	173-2059	27	91	19	SWSW	3
BATTLE SPRING WATER SUPPLY #6	AMOCO PRODUCTION COMPANY** UNITED STATES GOVERNMENT	P26762W, P71040W, P71274W, P71713W, P73792W	5/8/1974, 8/29/1985, 8/29/1985, 12/16/1985, 5/21/1986	UNA	IND then MIS,MUN then MIS	2010	588	132	454-1991	27	92	24	SESW	3
BATTLE SPRINGS WATER SUPPLY #8	AMOCO PRODUCTION COMPANY** UNITED STATES GOVERNMENT	P26764W, P71041W, P71275W, P71714W, P73793W	5/8/1974, 8/29/1985, 8/29/1985, 12/16/1985, 5/21/1986	UNA	IND then MIS,MUN then MIS	2002	513	112	507-1950	27	91	31	NENW	2
BE-007/P10	KENNECOTT URANIUM COMPANY** Bureau of Land Management	P181643W	6/8/2007	UNA	MIS					27	91	31	SESW	1
BE-008/P-5	KENNECOTT URANIUM COMPANY** Bureau of Land Management	P181666W	6/8/2007	UNA	TST					27	91	31	SWSE	1
BE-009/P-3	KENNECOTT URANIUM COMPANY** Bureau of Land Management	P181664W	6/8/2007	UNA	TST					27	91	31	SWSE	1
BE-10/P-4	KENNECOTT URANIUM COMPANY** Bureau of Land Management	P181665W	6/8/2007	UNA	TST					27	91	31	SWSE	1
BRB WATER WELL #1	ENCANA OIL & GAS (USA) INC.** USDI, BUREAU OF LAND MANAGEMENT	P169632W	9/2/2005	GSI	MIS	680			350-680	27	92	26	SESW	2
CROOKS MTN. WELL #2 #0787	USDI BLM	P12426P	2/10/1966	GST	STO	250	25	3		27	93	28	SWSW	3
EAGLE WATER WELL #1	SOUTH WESTERN ENERGY	P165566W	3/8/2005	GSI	MIS	570	100	300	330-530	26	91	31	SESW	3
GRYNBERG WELL #4542	USDI BLM, RAWLINS DISTRICT	P26861W	5/30/1974	GST	STO	300	25	5	188-305	26	94	5	NESE	2
LC 129W	UNC TETON EXPLORATION DRILLING INC.	P14833W	7/3/1972		IND	365	10	310	305-365	26	95	1	SWNW	3
LC-253M - LC-259M	UNC TETON EXPLORATION DRILLING INC.	P49869W	5/16/1979	GST	MON	421	0	35	324-334, 356-362, 390-400	26	95	1	NWNW	3
LS5021M	NFU WYOMING LLC	P175032W	6/6/2006	GSI	MON					26	91	18	NWNW	1
MAPCO WHISKEY PEAK UNIT #1-33	INC. MAPCO	P28783W	11/29/1974		IND,MIS	500	25	30	180-480	27	91	33	SWSE	3
MCKAY RESERVOIR 1-35E WATER WELL	EOG RESOURCES, INC.	P184330W	12/12/2007	UNA	MIS					27	95	35	NWNW	3
NH 1 W	NFU Wyoming, LLC	P186065W	3/21/2008	UNA	MIS					26	91	5	NESE	2
OSBORNE #1	SUN LAND/CATTLE CO.	P8444P	12/31/1946	GST	STO	280	10	250	250-280	26	92	27	SWSE	2
OSBOURNE DRAW WELL #123	USDI BLM, RAWLINS DISTRICT	P10696P	1/10/1942	GST	STO	237	5	-1		26	92	27	NESW	2
PAPPY DRAW 101-33E WATER WELL	EOG RESOURCES, INC** USDI, BUREAU OF LAND MANAGEMENT	P157245W	2/24/2004	GSE	MIS					27	93	33	NENE	3
PIPELINE	USDI BLM, RAWLINS DISTRICT	P55116W	12/24/1980	GST	STO	420	5	281	378-400	26	91	8	NENW	2
PIPELINE ROAD WELL #2	BUREAU OF LAND MANAGEMENT	P162674W	9/21/2004	GSI	STO					26	91	5	NWSE	2
POWERLINE	USDI BLM, RAWLINS DISTRICT	P55118W	12/24/1980	GST	STO	345	5	207	260-340	26	91	20	SESW	3
RALPH E MURPHY ET AL WATER WELL #1	CARTER OIL COMPANY	P433G	2/24/1956	UNA	IND	260	33	65		26	94	17	NWNW	1
RALPH E MURPHY ET AL WATER WELL#2	CARTER OIL COMPANY	P446G	5/28/1956	UNA	IND	285	50	60		26	94	17	NWNW	1

1. Status Codes: UNA = Unadjudicated, GST = Good Standing, GSE = Good Standing permitted time limits have been Extended, , GSI = Good Standing Incomplete-required notices not received-not yet expired.
2. Use Codes: IND = Industrial, STO = Stock, MIS = Miscellaneous, TST = Test, MON = Monitoring, DOM = Domestic, MUN = Municipal
3. Buffer Distance (Distance from NOI Boundary): 1 = Well is within 1 mile, 2 = Well is between 1 and 2 miles, 3 = Well is between 2 and 3 miles

Summary of permitted Uranium One, Inc. wells within JAB and Antelope permit boundaries

UraniumOne Well ID	Permitted Facility Name	Applicant	WYSEO Permit No.	Priority	Status[1]	Uses[2]	Well Depth (ft)	Yield (gpm)	SWL (ft.bgs)	Screened or Perforated Interval (ft.bgs)	Township	Range	Section	Qtrqtr
JAB Wells														
MW 1291	MW 1291	UMETCO MINERALS CORPORATION	P73392W	9/23/1986	GST	MON	192	13	113	150-190	26	94	14	NWSW
MW 1292	MW 1292	UMETCO MINERALS CORPORATION	P73393W	9/23/1986	GST	MON	272	80	78	230-270	26	94	15	SWSE
MW 1298	MW 1298	UMETCO MINERALS CORPORATION	P73394W	9/23/1986	GST	MON	288			246-286	26	94	23	NWNW
MW 1299	MW 1299	UMETCO MINERALS CORPORATION	P73395W	9/23/1986	GST	MON	269			227-267	26	94	24	NWNW
MW 1300	MW 1300	UMETCO MINERALS CORPORATION	P73396W	9/23/1986	GST	MON	236			196-236	26	94	14	NWNW
JAB #1	JAB #1	ENERGY METALS CORPORATION** Wyo State Board of Land Commissioners** USDI - BLM	P177393W	9/19/2006	GSI	MIS	220				26	94	14	NESE
OW 1301	OW 1301	UMETCO MINERALS CORPORATION	P73397W	9/23/1986	GST	MON	197			177-197	26	94	14	NWSW
OW 1302	OW 1302	UMETCO MINERALS CORPORATION	P73398W	9/23/1986	GST	MON	192			172-192	26	94	14	NWSW
OW 1303	OW 1303	UMETCO MINERALS CORPORATION	P73399W	9/23/1986	GST	MON	235			215-235	26	94	14	NWSW
OW 1304	OW 1304	UMETCO MINERALS CORPORATION	P73400W	9/23/1986	GST	MON	263			243-263	26	94	15	SWSE
OW 1305	OW 1305	UMETCO MINERALS CORPORATION	P73401W	9/23/1986	GST	MON	265			245-265	26	94	15	SWSE
OW 1307	OW 1307	UMETCO MINERALS CORPORATION	P73402W	9/23/1986	GST	MON	315			278-298	26	94	15	SWSE
Antelope Wells														
M-1	AP-M1	URANIUM ONE dba ENERGY METALS CORPORATION	P184696W	1/28/2008	UNA	MON	400	10	257	240-400	26	93	12	NWSW
	749	USDI, BLM**INC. NEWPARK RESOURCES	P46333W	11/8/1978		MIS	400	25	266	240-400	26	93	12	NWSW
M-2	AP-M2	URANIUM ONE dba ENERGY METALS CORPORATION	P184697W	1/28/2008	UNA	MON	440		319	350-375	26	93	14	SESE
M-3	AP-M3	URANIUM ONE dba ENERGY METALS CORPORATION	P184698W	1/28/2008	UNA	MON	390		328	346-366	26	93	13	NWSW
M-4	AP-M4	URANIUM ONE dba ENERGY METALS CORPORATION	P184699W	1/28/2008	UNA	MON	600	22	275	400-460	26	93	24	NENE
	LEE #1	ENERGY METALS CORPORATION	P183531W	9/6/2007	UNA	MIS	600			400-460	26	93	24	NENE
M-5	AP-M5	URANIUM ONE dba ENERGY METALS CORPORATION	P184700W	1/28/2008	UNA	MON	380	10	294	330-350	26	93	24	NENE
	CAMECO #3	USDI, BLM**CAMECO RESOURCES U.S. INC	P101718W	35130	CAN	MIS	380	12	200		26	93	24	NENE
M-6	AP-M6	URANIUM ONE dba ENERGY METALS CORPORATION	P184701W	39475	UNA	MON	460	8	333	425-460	26	92	7	SWSW
M-7	AP-M7	URANIUM ONE dba ENERGY METALS CORPORATION	P184702W	39475	UNA	MON	515	2	391		26	92	18	SWSW
	ROSS & ROX #1	USDI, BLM**KERR-MCGEE CORPORATION	P51983W	29327	CAN	TEM,IND	505	15	300		26	92	18	SWSW
	ROSS & ROX #1	USDI, BLM**KERR-MCGEE CORPORATION	P34544W	27978	CAN	MIS	505	15	300		26	92	18	SWSW
M-8	AP-M8	URANIUM ONE dba ENERGY METALS CORPORATION	P184703W	39475	UNA	MON	700	7	296	570-590	26	92	17	SWNE
M-9	AP-M9	URANIUM ONE dba ENERGY METALS CORPORATION	P184704W	39475	UNA	MON	1000	8	332	520-540	26	92	20	NESW
M-10	AP-M10	URANIUM ONE dba ENERGY METALS CORPORATION	P184705W	1/28/2008	UNA	MON	403	11	221	200-400	26	92	16	NESE
	JINNY #1	URANIUM ONE dba ENERGY METALS CORPORATION	P184391W	1/3/2008	UNA	MIS	403			200-400	26	92	16	NESE
M-11	AP-M11	URANIUM ONE dba ENERGY METALS CORPORATION	P184706W	1/28/2008	UNA	MON	500	12	183	455-480	26	92	15	SENW
M-12	AP-M12	URANIUM ONE dba ENERGY METALS CORPORATION	P184707W	1/28/2008	UNA	MON	500	11	209	390-420	26	92	9	SWNE
M-13	AP-M13	URANIUM ONE dba ENERGY METALS CORPORATION	P184708W	1/28/2008	UNA	MON	460	20	218	385-425	26	92	10	SWNE
M-14	AP-M14	URANIUM ONE dba ENERGY METALS CORPORATION	P184709W	1/28/2008	UNA	MON	400	13	137	360-385	26	92	11	NWSE
M-15	AP-M15	URANIUM ONE dba ENERGY METALS CORPORATION	P184710W	1/28/2008	UNA	MON	360	6	221	290-340	26	92	14	SENE
	BAIROIL ROAD	USDI BLM, RAWLINS DISTRICT	P55119W	12/24/1980	GST	STO	360	5	233	298-340	26	92	14	SENE
M-16	AP-M16	URANIUM ONE dba ENERGY METALS CORPORATION	P184711W	1/28/2008	UNA	MON	360	11	194	245-260	26	92	12	NWNE

1 Status Codes: UNA = Unadjudicated, GST = Good Standing, CAN = Cancelled

2 Use Codes: MIS = Miscellaneous, MON = Monitoring, STO = Stock