DOCKETED
USNRC
RAS M-344
August 12, 2008 (11:00am)
OFFICE OF SECRETARY
RULEMAKINGS AND
ADJUDICATIONS STAFF

UNCONTROLLED COPY
FOR INFORMATION ONLY

Vermont Yankee

Piping Flow Accelerated Corrosion (FAC)

Inspection Program

EPRI CHECWORKS

WEAR RATE ANALYSIS RESULTS

(CHECWORKS Version 1.0F Build 52)

Cycle 25 with Inspection Data up to RFO 25.

DRAFT

JCPR 9/28/06

U.S. NUCLEAR REGULATORY COMMISSION
In the Matter of Entergy Nuclear Vermont Yankee LLC
Docket No. 50-271 Official Exhibit No. E4-30-VY
OFFERED by: Applicant/Licensee Intervenor
NRC Staff Other
IDENTIFIED on 7/23/08 Witness/Panel NEC 4
Action Taken: ADMITTED REJECTED WITHDRAWN
Reporter/Clerk MAC

Template Serg-028

DS03

Company: Vermont Yankee Nuclear Power Corporation Report Date: 28-SEP-2006 Time: 10:39:20
Plant: Vermont Yankee
Unit: CHECWORKS FAC Version 1.0F (Build 52)
DB Name: VY

****
*** FAC Database: Component Inspection Summary Report ***
****

SELECTION CRITERIA:

Line Name: *
Drawing Name: *
Comp. Service Status: *

Line Name : 001-16"-FDW-01

Component Name	Previous Name	Period Name	Period Start Date
FD01RD01		RFO 14	09-01-1990
		RFO 16	08-28-1993
		RFO 19	03-21-1998
		RFO 21	04-28-2001
		RFO 24	04-03-2004
FD01EL01		RFO 14	09-01-1990
		RFO 16	08-28-1993
		RFO 18	09-07-1996
		RFO 19	03-21-1998
		RFO 21	04-28-2001
		RFO 24	04-03-2004
FD01TE05		RFO 14	09-01-1990
		RFO 16	08-28-1993
		RFO 18	09-07-1996
		RFO 19	03-21-1998
		RFO 21	04-28-2001
		RFO 24	04-03-2004
FD01EL02		RFO 14	09-01-1990
		RFO 19	03-21-1998
FD01SP02 US		RFO 14	09-01-1990
		RFO 19	03-21-1998
FD01SP02 DS		RFO 14	09-01-1990
		RFO 21	04-28-2001
FD01EL03		RFO 14	09-01-1990
		RFO 21	04-28-2001
FD01SP03 US		RFO 14	09-01-1990
		RFO 21	04-28-2001
FD01EL04		RFO 18	09-07-1996
		RFO 24	04-03-2004
FD01SP04 US		RFO 18	09-07-1996
		RFO 24	04-03-2004
FD01SP05 DS		RFO 13	02-12-1989

DRAFT

Line Name : 002-16"-FDW-02

Component Name	Previous Name	Period Name	Period Start Date
OUTLET P-1-1B		RFO 13	02-12-1989
		RFO 17	03-18-1995
		RFO 18	09-07-1996
		RFO 20	10-30-1999
FD02RD01		RFO 17	03-18-1995
		RFO 18	09-07-1996
		RFO 20	10-30-1999
		RFO 24	04-03-2004
FD02EL01		RFO 13	02-12-1989
		RFO 17	03-18-1995
		RFO 18	09-07-1996
		RFO 20	10-30-1999
		RFO 24	04-03-2004
FD02TE01		RFO 17	03-18-1995
		RFO 18	09-07-1996
		RFO 20	10-30-1999
		RFO 24	04-03-2004
FD02EL02		RFO 15	03-07-1992
		RFO 20	10-30-1999
FD02SP02 US		RFO 15	03-07-1992
		RFO 20	10-30-1999
FD02SP02 DS		RFO 13	02-12-1989
		RFO 14	09-01-1990
		RFO 15	03-07-1992
FD02EL03		RFO 13	02-12-1989
		RFO 14	09-01-1990
		RFO 15	03-07-1992
FD02SP03 US		RFO 13	02-12-1989
		RFO 14	09-01-1990
		RFO 15	03-07-1992
FD02SP04 DS		RFO 18	09-07-1996
FD02EL05		RFO 18	09-07-1996
FD02SP05 US		RFO 18	09-07-1996
FD02SP05 DS		RFO 16	08-28-1993
		RFO 17	03-18-1995

Line Name : 003-16"-FDW-03

Component Name	Previous Name	Period Name	Period Start Date
OUTLET P-1-1C		RFO 13	02-12-1989

2

	RFO 16	08-28-1993
	RFO 20	10-30-1999
FD03RD01	RFO 13	02-12-1989
	RFO 16	08-28-1993
	RFO 20	10-30-1999
FD03EL01	RFO 13	02-12-1989
	RFO 16	08-28-1993
	RFO 20	10-30-1999
FD03TE01	RFO 13	02-12-1989
	RFO 16	08-28-1993
	RFO 18	09-07-1996
	RFO 20	10-30-1999
FD03SP01	RFO 24	04-03-2004
FD03EL02	RFO 17	03-18-1995
FD03SP02 US	RFO 17	03-18-1995
FD03SP02 DS	RFO 13	02-12-1989
	RFO 14	09-01-1990
FD03EL03	RFO 13	02-12-1989
	RFO 14	09-01-1990
	RFO 21	04-28-2001
FD03SP03	RFO 13	02-12-1989
	RFO 14	09-01-1990
	RFO 21	04-28-2001
FD03EL04	RFO 13	02-12-1989
	RFO 14	09-01-1990
	RFO 15	03-07-1992
	RFO 21	04-28-2001
FD03SP04 US	RFO 13	02-12-1989
	RFO 14	09-01-1990
	RFO 15	03-07-1992
	RFO 21	04-28-2001
FD03SP04 DS	RFO 17	03-18-1995
FD03EL05	RFO 16	08-28-1993
	RFO 17	03-18-1995
FD03SP05	RFO 16	08-28-1993
	RFO 17	03-18-1995
FD03EL06	RFO 16	08-28-1993
	RFO 17	03-18-1995
FD03SP06	RFO 16	08-28-1993
	RFO 17	03-18-1995
FD03EL07	RFO 20	10-30-1999
FD03SP07 US	RFO 20	10-30-1999
FD03SP07 DS	RFO 14	09-01-1990
	RFO 15	03-07-1992

DRAFT

Line Name : 004-24"-FDW-01

Component Name	Previous Name	Period Name	Period Start Date
FD01TE01		RFO 13	02-12-1989
		RFO 14	09-01-1990
		RFO 15	03-07-1992
FD01SP06 DS		RFO 13	02-12-1989
FD01SP06 US		RFO 16	08-28-1993
		RFO 17	03-18-1995
FD01TE02		RFO 16	08-28-1993
		RFO 17	03-18-1995
FD01SP07 US		RFO 16	08-28-1993
		RFO 17	03-18-1995
FD01SP10 DS		RFO 14	09-01-1990
		RFO 15	03-07-1992
FD01TE04		RFO 14	09-01-1990
		RFO 15	03-07-1992
FD01EL08		RFO 14	09-01-1990
		RFO 15	03-07-1992
FD01SP11		RFO 14	09-01-1990
		RFO 15	03-07-1992
		RFO 18	09-07-1996
		RFO 20	10-30-1999
		RFO 23	10-06-2002

Line Name : 005-18"-FDW-07

Component Name	Previous Name	Period Name	Period Start Date
FD07RD01		RFO 13	02-12-1989
FD07EL01		RFO 13	02-12-1989
		RFO 19	03-21-1998
		RFO 20	10-30-1999
FD07SP01 US		RFO 13	02-12-1989
		RFO 19	03-21-1998
		RFO 20	10-30-1999
FD07SP01 DS		RFO 18	09-07-1996
FD07EL02		RFO 18	09-07-1996
FD07SP02 US		RFO 18	09-07-1996
FD07SP02 DS		RFO 24	04-03-2004
FD07EL03		RFO 24	04-03-2004
FD07RD02		RFO 16	08-28-1993
		RFO 17	03-18-1995
		RFO 18	09-07-1996
FD07RD03		RFO 14	09-01-1990
		RFO 16	08-28-1993
		RFO 17	03-18-1995
		RFO 21	04-28-2001
FD07SP03		RFO 14	09-01-1990
		RFO 16	08-28-1993
		RFO 17	03-18-1995
		RFO 21	04-28-2001
FD07EL04		RFO 14	09-01-1990

		RFO 19	03-21-1998
FD07SP04		RFO 14	09-01-1990
		RFO 19	03-21-1998
FD07EL06		RFO 19	03-21-1998
FD07SP07		RFO 19	03-21-1998
FD07EL07		RFO 19	03-21-1998
FD07SP08 US		RFO 19	03-21-1998
FD07SP09		RFO 17	03-18-1995
FD07EL09		RFO 17	03-18-1995
FD07SP10 US		RFO 17	03-18-1995

Line Name : 007-18"-FDW-12

Component Name	Previous Name	Period Name	Period Start Date
FD12SP07		RFO 25	10-08-2005
FD12EL06		RFO 25	10-08-2005
FD12SP08		RFO 25	10-08-2005
FD12SP10 DS		RFO 19	03-21-1998
FD12EL08		RFO 19	03-21-1998
FD12EL09		RFO 19	03-21-1998

Line Name : 008-16"-FDW-14

Component Name	Previous Name	Period Name	Period Start Date
FD14SP02		RFO 14	09-01-1990
FD14EL03		RFO 14	09-01-1990
		RFO 15	03-07-1992
		RFO 20	10-30-1999
		RFO 25	10-08-2005
FD14SP03 US		RFO 14	09-01-1990
		RFO 15	03-07-1992
		RFO 20	10-30-1999
		RFO 25	10-08-2005
FD14SP06 US		RFO 13	02-12-1989
FD14SP06 DS		RFO 23	10-06-2002
FD14EL05		RFO 23	10-06-2002
FD14TE02		RFO 23	10-06-2002
FD14SP07 US		RFO 23	10-06-2002

Line Name : 008-18"-FDW-14

Component Name	Previous Name	Period Name	Period Start Date
FD14TE01		RFO 14	09-01-1990
FD14RD01		RFO 14	09-01-1990

Line Name : 009-16"-FDW-14

Component Name	Previous Name	Period Name	Period Start Date
FD14SP08 DS		RFO 24	04-03-2004
FD14EL07		RFO 24	04-03-2004

Line Name : 009-16"-FDW-16

Component Name	Previous Name	Period Name	Period Start Date
FD16SP05		RFO 19	03-21-1998
FD16EL01		RFO 19	03-21-1998

Line Name : 010-10"-FDW-19

Component Name	Previous Name	Period Name	Period Start Date
FD19SP04		RFO 14	09-01-1990
		RFO 16	08-28-1993
		RFO 20	10-30-1999
		RFO 24	04-03-2004

Line Name : 010-10"-FDW-21

Component Name	Previous Name	Period Name	Period Start Date
FD21SP01 US		RFO 14	09-01-1990
		RFO 16	08-28-1993
		RFO 20	10-30-1999
		RFO 24	04-03-2004

Line Name : 010-16"-FDW-19

Component Name	Previous Name	Period Name	Period Start Date
FD19SP03 DS		RFO 14	09-01-1990
		RFO 16	08-28-1993
		RFO 20	10-30-1999

		RFO 24	04-03-2004
FD19TE01		RFO 14	09-01-1990
		RFO 16	08-28-1993
		RFO 20	10-30-1999
		RFO 24	04-03-2004
FD19RD01		RFO 14	09-01-1990
		RFO 16	08-28-1993
		RFO 20	10-30-1999
		RFO 24	04-03-2004

Line Name : 011-18"-FDW-08

Component Name	Previous Name	Period Name	Period Start Date
FD08RD01		RFO 18	09-07-1996
		RFO 20	10-30-1999
		RFO 23	10-06-2002
FD08EL01		RFO 18	09-07-1996
		RFO 20	10-30-1999
		RFO 23	10-06-2002
FD08SP01 US		RFO 18	09-07-1996
		RFO 20	10-30-1999
		RFO 23	10-06-2002
FD08RD02		RFO 17	03-18-1995
FD08VA02		RFO 13	02-12-1989
		RFO 17	03-18-1995
FD08RD03		RFO 17	03-18-1995
		RFO 18	09-07-1996
		RFO 20	10-30-1999
		RFO 25	10-08-2005
FD08SP02		RFO 13	02-12-1989
		RFO 17	03-18-1995
		RFO 18	09-07-1996
		RFO 20	10-30-1999
		RFO 25	10-08-2005
FD08EL03		RFO 13	02-12-1989
FD08SP03 US		RFO 13	02-12-1989
FD08EL04		RFO 20	10-30-1999
FD08SP04		RFO 20	10-30-1999
FD08EL05		RFO 20	10-30-1999
FD08SP05 US		RFO 20	10-30-1999

Line Name : 012-18"-FDW-08

Component Name	Previous Name	Period Name	Period Start Date
FD08EL06		RFO 19	03-21-1998
FD08SP06 US		RFO 19	03-21-1998

Line Name : 013-18"-FDW-13

Component Name	Previous Name	Period Name	Period Start Date
FD13EL05		RFO 18	09-07-1996
FD13SP06		RFO 18	09-07-1996

Line Name : 014-16"-FDW-15

Component Name	Previous Name	Period Name	Period Start Date
FD15SP02		RFO 13	02-12-1989
FD15EL03		RFO 13	02-12-1989
FD15SP09		RFO 13	02-12-1989
FD15EL04		RFO 13	02-12-1989
		RFO 19	03-21-1998
FD15SP10		RFO 13	02-12-1989
		RFO 19	03-21-1998
FD15EL05		RFO 19	03-21-1998
FD15SP03		RFO 19	03-21-1998

Line Name : 014-18"-FDW-15

Component Name	Previous Name	Period Name	Period Start Date
FD15TE01		RFO 13	02-12-1989
FD15RD01		RFO 13	02-12-1989

Line Name : 015-16"-FDW-15

Component Name	Previous Name	Period Name	Period Start Date
FD15EL07		RFO 19	03-21-1998
FD15SP08 US		RFO 19	03-21-1998

Line Name : 016-10"-FDW-18

Component Name	Previous Name	Period Name	Period Start Date
FD18SP04 US		RFO 13	02-12-1989

	RFO 17	03-18-1995
	RFO 21	04-28-2001

Line Name : 016-10"-FDW-20

Component Name	Previous Name	Period Name	Period Start Date
FD20RD01		RFO 13	02-12-1989
		RFO 17	03-18-1995
		RFO 21	04-28-2001
FD20SP01		RFO 13	02-12-1989
		RFO 17	03-18-1995
		RFO 21	04-28-2001

Line Name : 016-16"-FDW-18

Component Name	Previous Name	Period Name	Period Start Date
FD18SP01 DS		RFO 23	10-06-2002
FD18EL01		RFO 23	10-06-2002
FD18SP02 US		RFO 23	10-06-2002
FD18TE01		RFO 13	02-12-1989
		RFO 17	03-18-1995
		RFO 21	04-28-2001

Line Name : 017-04"-FDW-04

Component Name	Previous Name	Period Name	Period Start Date
FD04RD01		RFO 19	03-21-1998
		RFO 20	10-30-1999

Line Name : 018-04"-FDW-05

Component Name	Previous Name	Period Name	Period Start Date
FD05SP01		RFO 13	02-12-1989
FD05EL01		RFO 13	02-12-1989
FD05SP02 US		RFO 13	02-12-1989
FD05SP03		RFO 15	03-07-1992
		RFO 18	09-07-1996
FD05VA02		RFO 15	03-07-1992
FD05SP04		RFO 15	03-07-1992
FD05EL02		RFO 15	03-07-1992
		RFO 18	09-07-1996
FD05SP05 US		RFO 15	03-07-1992
		RFO 18	09-07-1996
FD05RD01		RFO 15	03-07-1992
		RFO 16	08-28-1993
FD05TE01		RFO 15	03-07-1992
		RFO 16	08-28-1993
INLET COND A		RFO 15	03-07-1992
		RFO 16	08-28-1993
FD05CP01		RFO 15	03-07-1992
		RFO 16	08-28-1993

DRAFT

Line Name : 019-04"-FDW-06

Component Name	Previous Name	Period Name	Period Start Date
FD06SP01 DS		RFO 13	02-12-1989
FD06EL01		RFO 13	02-12-1989
FD06SP02 US		RFO 13	02-12-1989
FD06RD01		RFO 20	10-30-1999

Line Name : 020-06"-FDW-09

Component Name	Previous Name	Period Name	Period Start Date
FD09SP06		RFO 15	03-07-1992

Line Name : 021-10"-FDW-11

Component Name	Previous Name	Period Name	Period Start Date
FD11SP12 DS		RFO 13	02-12-1989
FD11SP13 DS		RFO 14	09-01-1990

Line Name : 022-08"-FDW-22A

Component Name	Previous Name	Period Name	Period Start Date
FD22SP02 DS		RFO 13	02-12-1989
FD22EL01		RFO 13	02-12-1989
FD22SP03 US		RFO 13	02-12-1989
FD22SP05		RFO 15	03-07-1992
FD22EL04		RFO 15	03-07-1992

FD22SP06		RFO 15	03-07-1992
FD22EL05		RFO 15	03-07-1992

Line Name : 023-05"-FDW ORIFICE RO63-3C

Component Name	Previous Name	Period Name	Period Start Date
FD22OR06A		RFO 15	03-07-1992
FD22OR06		RFO 15	03-07-1992
FD22OR06B		RFO 15	03-07-1992

Line Name : 023-08"-FDW-22B

Component Name	Previous Name	Period Name	Period Start Date
FD22SP13		RFO 15	03-07-1992
		RFO 16	08-28-1993
		RFO 17	03-18-1995
FD22TE04		RFO 15	03-07-1992
		RFO 16	08-28-1993
		RFO 17	03-18-1995

Line Name : 023-10"-FDW-23B

Component Name	Previous Name	Period Name	Period Start Date
FD23CP02		RFO 15	03-07-1992
FD23TE04		RFO 15	03-07-1992

Line Name : 032-20"-C-27

Component Name	Previous Name	Period Name	Period Start Date
CD27EL12		RFO 21	04-28-2001
CD27EL13		RFO 21	04-28-2001

Line Name : 034-20"-C-29

Component Name	Previous Name	Period Name	Period Start Date
CD29EL02		RFO 13	02-12-1989
		RFO 14	09-01-1990
CD29SP02 US		RFO 13	02-12-1989
CD29EL03		RFO 13	02-12-1989
CD29SP03 US		RFO 13	02-12-1989
CD29SP03 DS		RFO 13	02-12-1989

Line Name : 035-20"-C-30

Component Name	Previous Name	Period Name	Period Start Date
CD30EL02		RFO 21	04-28-2001
CD30EL03		RFO 21	04-28-2001
CD30SP01 US		RFO 21	04-28-2001

Line Name : 036-24"-C-30

Component Name	Previous Name	Period Name	Period Start Date
CD30SP03DS		RFO 24	04-03-2004
CD30TE02		RFO 24	04-03-2004
CD30SP04 US		RFO 24	04-03-2004
CD30SP04 DS		RFO 13	02-12-1989
CD30TE03		RFO 13	02-12-1989
CD30SP05 US		RFO 13	02-12-1989
CD30SP06		RFO 18	09-07-1996
CD30EL06		RFO 18	09-07-1996
CD30SP07		RFO 18	09-07-1996
CD30TE04		RFO 18	09-07-1996
CD30RD02		RFO 18	09-07-1996

Line Name : 037-20"-C-30

Component Name	Previous Name	Period Name	Period Start Date
CD30SP08 US		RFO 18	09-07-1996
CD30FE01A		RFO 13	02-12-1989
		RFO 25	10-08-2005
CD30EL11		RFO 13	02-12-1989
		RFO 25	10-08-2005
CD30SP12		RFO 13	02-12-1989
		RFO 25	10-08-2005
CD30EL12		RFO 13	02-12-1989

Line Name : 038-16"-C-31

Component Name	Previous Name	Period Name	Period Start Date
CD31EL06		RFO 18	09-07-1996

Line Name : 038-20"-C-31

Component Name	Previous Name	Period Name	Period Start Date
CD31FE01A		RFO 25	10-08-2005
CD31EL04		RFO 25	10-08-2005
CD31SP04		RFO 25	10-08-2005
CD31RD01		RFO 18	09-07-1996

Line Name : 039-20"-C-32

Component Name	Previous Name	Period Name	Period Start Date
CD30SP05		RFO 24	04-03-2004
CD32SP04		RFO 24	04-03-2004
CD32EL02		RFO 24	04-03-2004
CD32FE01		RFO 21	04-28-2001
CD32FE01A		RFO 21	04-28-2001
CD32EL04		RFO 21	04-28-2001
CD32SP02		RFO 21	04-28-2001
CD32EL05		RFO 21	04-28-2001

Line Name : 043-10"-HD-18A

Component Name	Previous Name	Period Name	Period Start Date
HD18RD02		RFO 16	08-28-1993
HD18SP02		RFO 16	08-28-1993

Line Name : 043-10"-HD-22A

Component Name	Previous Name	Period Name	Period Start Date
HD1ARD03		RFO 15	03-07-1992
HD1ASP14		RFO 15	03-07-1992
INLET E-2-1A		RFO 15	03-07-1992

Line Name : 044-10"-HD-03A

Component Name	Previous Name	Period Name	Period Start Date
HD3AEL01		RFO 23	10-06-2002
HD3ASP03 US		RFO 23	10-06-2002

Line Name : 044-16"-HD-19A

Component Name	Previous Name	Period Name	Period Start Date
HD19RD02		RFO 16	08-28-1993
HD19SP06		RFO 16	08-28-1993

Line Name : 044-16"-HD-23A

Component Name	Previous Name	Period Name	Period Start Date
HD3ARD03		RFO 14	09-01-1990
(replacement)	HD3ASP06	RFO 14	09-01-1990

Line Name : 045-14"-HD-05A

Component Name	Previous Name	Period Name	Period Start Date
HD5AVA01		RFO 14	09-01-1990

Line Name : 045-14"-HD-06A

Component Name	Previous Name	Period Name	Period Start Date
HD6AVA01		RFO 14	09-01-1990

Line Name : 045-18"-HD-20A

Component Name	Previous Name	Period Name	Period Start Date
HD20VA01B		RFO 14	09-01-1990
HD20RD01		RFO 14	09-01-1990
HD20SP01		RFO 14	09-01-1990

Line Name : 045-20"-HD-24A

Component Name	Previous Name	Period Name	Period Start Date
(replacement)	HD5ARD03	RFO 14	09-01-1990
(replacement)	HD5ASP07	RFO 14	09-01-1990

Line Name : 046-16"-HD-07A

Component Name	Previous Name	Period Name	Period Start Date
HD7AEL04		RFO 23	10-06-2002
HD7ASP04		RFO 23	10-06-2002
HD7AVA02		RFO 14	09-01-1990

Line Name : 046-20"-HD-25A

Component Name	Previous Name	Period Name	Period Start Date
HD25VA02B		RFO 14	09-01-1990
HD25RD01		RFO 14	09-01-1990
HD25SP01		RFO 14	09-01-1990

Line Name : 050-06"-HD-01B

Component Name	Previous Name	Period Name	Period Start Date
HD1BEL03		RFO 23	10-06-2002
HD1BSP05		RFO 23	10-06-2002

Line Name : 050-10"-HD-18B

Component Name	Previous Name	Period Name	Period Start Date
HD18RD05		RFO 16	08-28-1993
HD18SP05		RFO 16	08-28-1993

Line Name : 050-10"-HD-22B

Component Name	Previous Name	Period Name	Period Start Date
HD1BRD03		RFO 16	08-28-1993
HD1BSP10		RFO 16	08-28-1993

Line Name : 052-14"-HD-05B

Component Name	Previous Name	Period Name	Period Start Date
HD5BSP01		RFO 23	10-06-2002
HD5BSP06 DS		RFO 23	10-06-2002
HD5BTE01		RFO 23	10-06-2002
HD5BSP07		RFO 23	10-06-2002

Line Name : 057-06"-HD-11A

Component Name	Previous Name	Period Name	Period Start Date
OUTLET MS-1-1A		RFO 14	09-01-1990
HD11RD01A		RFO 14	09-01-1990
HD11SP01		RFO 14	09-01-1990
HD11EL01		RFO 13	02-12-1989
		RFO 14	09-01-1990
HD11SP03		RFO 13	02-12-1989
		RFO 14	09-01-1990
HD11EL02		RFO 13	02-12-1989
HD11SP05 DS		RFO 13	02-12-1989
HD11EL04		RFO 13	02-12-1989
		RFO 14	09-01-1990
HD11EL05		RFO 13	02-12-1989
		RFO 14	09-01-1990
HD11EL06		RFO 13	02-12-1989
		RFO 14	09-01-1990
HD11SP06A		RFO 13	02-12-1989
HD11TE01		RFO 13	02-12-1989
HD11SP06B		RFO 13	02-12-1989

Line Name : 057-06"-HD-13A

Component Name	Previous Name	Period Name	Period Start Date
HD13EL01		RFO 13	02-12-1989
		RFO 17	03-18-1995
HD13SP02 DS		RFO 14	09-01-1990
HD13RD01		RFO 14	09-01-1990
		RFO 17	03-18-1995

HD13SP10		RFO 17	03-18-1995
(replacement)	HD13SP10	RFO 14	09-01-1990

Line Name : 057-06"-HD-16A

Component Name	Previous Name	Period Name	Period Start Date
(replacement)	HD16SP01	RFO 13	02-12-1989
		RFO 14	09-01-1990
(replacement)	HD16RD01	RFO 13	02-12-1989
		RFO 14	09-01-1990
(replacement)	HD16TE01	RFO 13	02-12-1989
		RFO 14	09-01-1990
(replacement)	HD16SP02 DS	RFO 13	02-12-1989
		RFO 14	09-01-1990
(replacement)	HD16EL01	RFO 13	02-12-1989
		RFO 14	09-01-1990
(replacement)	HD16SP03	RFO 13	02-12-1989
		RFO 14	09-01-1990

Line Name : 058-06"-HD-11B

Component Name	Previous Name	Period Name	Period Start Date
HD11RD03A		RFO 15	03-07-1992
HD11SP07		RFO 15	03-07-1992
HD11RD03		RFO 15	03-07-1992

Line Name : 058-06"-HD-12B

Component Name	Previous Name	Period Name	Period Start Date
HD12EL06		RFO 13	02-12-1989
HD12SP07 US		RFO 13	02-12-1989

Line Name : 058-06"-HD-13B

Component Name	Previous Name	Period Name	Period Start Date
HD13SP04 DS		RFO 13	02-12-1989
HD13SP05 DS		RFO 14	09-01-1990
HD13RD02		RFO 14	09-01-1990
(replacement)	HD13SP11	RFO 14	09-01-1990

Line Name : 058-06"-HD-16B

Component Name	Previous Name	Period Name	Period Start Date
(replacement)	HD16SP04	RFO 14	09-01-1990
(replacement)	HD16RD02	RFO 14	09-01-1990
(replacement)	HD16TE02	RFO 14	09-01-1990
(replacement)	HD16SP05 US	RFO 14	09-01-1990
(replacement)	HD16EL02	RFO 14	09-01-1990
(replacement)	HD16SP06	RFO 14	09-01-1990

Line Name : 059-06"-HD-13C

Component Name	Previous Name	Period Name	Period Start Date
HD13SP07 DS		RFO 14	09-01-1990
HD13RD03		RFO 14	09-01-1990
(replacement)	HD13SP12	RFO 14	09-01-1990

Line Name : 059-06"-HD-16C

Component Name	Previous Name	Period Name	Period Start Date
(replacement)	HD16SP07	RFO 14	09-01-1990
(replacement)	HD16RD03	RFO 14	09-01-1990
(replacement)	HD16TE03	RFO 14	09-01-1990
(replacement)	HD16SP08 US	RFO 14	09-01-1990
(replacement)	HD16EL03	RFO 13	02-12-1989
		RFO 14	09-01-1990
(replacement)	HD16SP09	RFO 14	09-01-1990

Line Name : 060-06"-HD-12D

Component Name	Previous Name	Period Name	Period Start Date
HD12EL20		RFO 23	10-06-2002
HD12SP20		RFO 23	10-06-2002
		RFO 17	03-18-1995
HD12EL22		RFO 23	10-06-2002
		RFO 13	02-12-1989
		RFO 17	03-18-1995
HD12SP21 US		RFO 13	02-12-1989
		RFO 17	03-18-1995

Line Name : 060-06"-HD-13D

Component Name	Previous Name	Period Name	Period Start Date
HD13SP09 DS		RFO 14	09-01-1990
HD13RD04		RFO 14	09-01-1990
(replacement)	HD13SP13	RFO 14	09-01-1990

Line Name : 060-06"-HD-16D

Component Name	Previous Name	Period Name	Period Start Date
(replacement)	HD16SP10	RFO 14	09-01-1990
(replacement)	HD16RD04	RFO 14	09-01-1990
(replacement)	HD16TE04	RFO 14	09-01-1990
(replacement)	HD16SP11 US	RFO 14	09-01-1990
(replacement)	HD16EL04	RFO 14	09-01-1990
(replacement)	HD16SP12	RFO 14	09-01-1990

Line Name : 061-06"-HD-12A

Component Name	Previous Name	Period Name	Period Start Date
HD12EL03		RFO 13	02-12-1989
HD12SP04		RFO 13	02-12-1989
		RFO 17	03-18-1995
HD12EL04		RFO 13	02-12-1989
		RFO 17	03-18-1995
HD12SP04A		RFO 13	02-12-1989
		RFO 17	03-18-1995
HD12VA01A		RFO 17	03-18-1995

Line Name : 061-14"-HD-15B

Component Name	Previous Name	Period Name	Period Start Date
HD15RD03		RFO 14	09-01-1990
HD15RD04		RFO 14	09-01-1990
HD15TE02		RFO 14	09-01-1990
HD15SP04 US		RFO 14	09-01-1990
HD15EL06		RFO 14	09-01-1990
HD15SP05		RFO 14	09-01-1990

Line Name : 062-06"-HD-12D

Component Name	Previous Name	Period Name	Period Start Date
HD12SP23		RFO 17	03-18-1995
HD12EL25		RFO 17	03-18-1995
HD12VA04A		RFO 17	03-18-1995

Line Name : 063-12"-ES-01A

Component Name	Previous Name	Period Name	Period Start Date
ES1ASP01 US		RFO 18	09-07-1996
		RFO 24	04-03-2004
ES1AEL01		RFO 18	09-07-1996
ES1AEL06		RFO 13	02-12-1989
ES1ASP08 DS		RFO 15	03-07-1992
ES1AEL08		RFO 15	03-07-1992
		RFO 19	03-21-1998
ES1ASP09		RFO 15	03-07-1992
		RFO 19	03-21-1998
ES1ARD01		RFO 15	03-07-1992
ES1ASP10		RFO 15	03-07-1992

Line Name : 064-12"-ES-01B

Component Name	Previous Name	Period Name	Period Start Date
ES1BEL01		RFO 13	02-12-1989
		RFO 18	09-07-1996
ES1BEL02		RFO 13	02-12-1989
		RFO 19	03-21-1998

Line Name : 065-10"-ES-02A

Component Name	Previous Name	Period Name	Period Start Date
(replacement)	ES2ASP01	RFO 15	03-07-1992
		RFO 16	08-28-1993
ES2ASP09 DS		RFO 15	03-07-1992
ES2AEL06		RFO 15	03-07-1992
ES2ASP10		RFO 15	03-07-1992

Line Name : 066-10"-ES-03B

Component Name	Previous Name	Period Name	Period Start Date
(replacement)	ES2BSP01	RFO 15	03-07-1992
		RFO 16	08-28-1993

Line Name : 068-20"-ES-03B

Component Name	Previous Name	Period Name	Period Start Date
ES3BEL05		RFO 13	02-12-1989
ES3BSP08		RFO 13	02-12-1989
ES3BEL06		RFO 13	02-12-1989
ES3BSP09 US		RFO 13	02-12-1989

Line Name : 070-20"-ES-04B

Component Name	Previous Name	Period Name	Period Start Date
(replacement)	ES4BSP02	RFO 15	03-07-1992
ES4BSP11		RFO 15	03-07-1992
ES4BEL08		RFO 15	03-07-1992
ES4BSP12		RFO 15	03-07-1992
ES4BSP13		RFO 15	03-07-1992
ES4BEL09		RFO 15	03-07-1992
ES4BSP14		RFO 15	03-07-1992

Line Name : 070-30"-ES-04B

Component Name	Previous Name	Period Name	Period Start Date
ES4BTE02		RFO 15	03-07-1992

Line Name : 071-26"-ES-05D

Component Name	Previous Name	Period Name	Period Start Date
(replacement)	ES5DSP01 US	RFO 15	03-07-1992
		RFO 16	08-28-1993
(replacement)	ES5DSP01 DS	RFO 15	03-07-1992
		RFO 16	08-28-1993

Line Name : 072-26"-ES-05E

Component Name	Previous Name	Period Name	Period Start Date
(replacement)	ES5ESP01 US	RFO 15	03-07-1992
(replacement)	INLET E-5-1B	RFO 13	02-12-1989

Line Name : 072-26"-ES-05F

Component Name	Previous Name	Period Name	Period Start Date
(replacement)	INLET E-5-1B	RFO 13	02-12-1989

Line Name : 073-12"-ES-06

Component Name	Previous Name	Period Name	Period Start Date
ES06EL01		RFO 16	08-28-1993
ES06SP01 US		RFO 16	08-28-1993
ES06TE01		RFO 16	08-28-1993
ES06SP03		RFO 16	08-28-1993
ES06EL03		RFO 16	08-28-1993
ES06SP04 US		RFO 16	08-28-1993
ES06EL06		RFO 15	03-07-1992
ES06SP08 US		RFO 15	03-07-1992
ES06SP08 DS		RFO 15	03-07-1992
ES06EL07		RFO 15	03-07-1992
ES06SP09		RFO 15	03-07-1992
ES06EL08		RFO 15	03-07-1992

Line Name : 074-18"-MS-07A

Component Name	Previous Name	Period Name	Period Start Date
MS7ASP09		RFO 16	08-28-1993
MS7AEL06		RFO 16	08-28-1993

Line Name : 080-18"-MS-01D

Component Name	Previous Name	Period Name	Period Start Date

MS1DSP12 DS		RFO 25	10-08-2005
MS1DEL07		RFO 25	10-08-2005

Line Name : 086-04"-CUW-55

Component Name	Previous Name	Period Name	Period Start Date
CU55SP03 DS		RFO 16	08-28-1993

Line Name : 086-04"-RCIC-08A

Component Name	Previous Name	Period Name	Period Start Date
CU55SP05 DS		RFO 16	08-28-1993
CU55TE01		RFO 16	08-28-1993
CU55SP04 US		RFO 16	08-28-1993

Company: Vermont Yankee Nuclear Power Corporation Report Date: 07-SEP-2006 Time: 09:15:46
Plant: Vermont Yankee
Unit:
DB Name: VY

CHECWORKS FAC Version 1.0F (Build 52)

DRAFT

*** FAC Database: Plant Period Report ***

Period Name	Period Start Date	Period End Date	Period Type	Water Treatment Name	Power Level (%)	Operating Hours	Period Notes
Cycle 1	09-20-1972	01-17-1973	Operating	Normal 30 ppb	100.00	1082.2	Memo VY96-035.RPG Dated 5/2/96
45.09 EFP Days							
RFO 1	01-18-1973	02-28-1973	Maintenance	----	----	----	Memo VY96-035.RPG Dated 5/2/96
Cycle 1A	03-01-1973	09-29-1973	Operating	Normal 30 ppb	100.00	3086.2	Memo VY96-035.RPG Dated 5/2/96
128.59 EFP Days							
RFO 1A	09-30-1973	11-17-1973	Maintenance	----	----	----	Memo VY96-035.RPG Dated 5/2/96
Cycle 2	11-18-1973	10-12-1974	Operating	Normal 30 ppb	100.00	5420.4	Memo VY96-035.RPG Dated 5/2/96
225.85 EFP Days							
RFO 2	10-13-1974	12-11-1974	Maintenance	----	----	----	Memo VY96-035.RPG Dated 5/2/96
Cycle 3	12-12-1974	08-07-1975	Operating	Normal 30 ppb	100.00	4644.5	Memo VY96-035.RPG Dated 5/2/96
193.52 EFP Days							
RFO 3	08-08-1975	08-24-1975	Maintenance	----	----	----	Memo VY96-035.RPG Dated 5/2/96
Cycle 3A	08-25-1975	06-19-1976	Operating	Normal 30 ppb	100.00	6008.2	Memo VY96-035.RPG Dated 5/2/96
250.34 EFP Days							
RFO 3A	06-20-1976	08-06-1976	Maintenance	----	----	----	Memo VY96-035.RPG Dated 5/2/96
Cycle 4	08-07-1976	08-20-1977	Operating	Normal 30 ppb	100.00	8233.7	Memo VY96-035.RPG Dated 5/2/96
343.07 EFP Days							
RFO 4	08-21-1977	10-04-1977	Maintenance	----	----	----	Memo VY96-035.RPG Dated 5/2/96
Cycle 5	10-05-1977	09-16-1978	Operating	Normal 30 ppb	100.00	6650.2	Memo VY96-035.RPG Dated 5/2/96
277.09 EFP Days							
RFO 5	09-17-1978	10-09-1978	Maintenance	----	----	----	Memo VY96-035.RPG Dated 5/2/96
Cycle 6	10-10-1978	03-17-1979	Operating	Normal 30 ppb	100.00	3290.2	Memo VY96-035.RPG Dated 5/2/96
137.09 EFP Days							
RFO 6	03-18-1979	04-02-1979	Maintenance	----	----	----	Memo VY96-035.RPG Dated 5/2/96
Cycle 6A	04-03-1979	09-22-1979	Operating	Normal 30 ppb	100.00	3734.6	Memo VY96-035.RPG Dated 5/2/96
155.61 EFP Days							
RFO 6A	09-23-1979	11-02-1979	Maintenance	----	----	----	Memo VY96-035.RPG Dated 5/2/96
Cycle 7	11-03-1979	09-27-1980	Operating	Normal 30 ppb	100.00	7173.8	Memo VY96-035.RPG Dated 5/2/96
298.91 EFP Days							
RFO 7	09-28-1980	12-22-1980	Maintenance	----	----	----	Memo VY96-035.RPG Dated 5/2/96
Cycle 8	12-23-1980	10-16-1981	Operating	Normal 30 ppb	100.00	6614.6	Memo VY96-035.RPG Dated 5/2/96
275.61 EFP Days							
RFO 8	10-17-1981	11-30-1981	Maintenance	----	----	----	Memo VY96-035.RPG Dated 5/2/96
Cycle 9	12-01-1981	03-05-1983	Operating	Normal 30 ppb	100.00	9993.4	Memo VY96-035.RPG Dated 5/2/96
416.39 EFP Days							
RFO 9	03-06-1983	06-16-1983	Maintenance	----	----	----	Memo VY96-035.RPG Dated 5/2/96
Cycle 10	06-17-1983	06-15-1984	Operating	Normal 30 ppb	100.00	8201.0	Memo VY96-035.RPG Dated 5/2/96
341.71 EFP Days							
RFO 10	06-16-1984	08-05-1984	Maintenance	----	----	----	Memo VY96-035.RPG Dated 5/2/96
Cycle 11	08-06-1984	09-20-1985	Operating	Normal 30 ppb	100.00	8798.6	Memo VY96-035.RPG Dated 5/2/96
366.61 EFP Days							
RFO 11	09-21-1985	07-01-1986	Maintenance	----	----	----	Memo VY96-035.RPG Dated 5/2/96
Cycle 12	07-02-1986	08-07-1987	Operating	Normal 30 ppb	100.00	9116.9	Memo VY96-035.RPG Dated 5/2/96
379.87 EFP Days							
RFO 12	08-08-1987	10-01-1987	Maintenance	----	----	----	Memo VY96-035.RPG Dated 5/2/96
Cycle 13	10-02-1987	02-11-1989	Operating	Normal 30 ppb	100.00	10927.4	Memo VY96-035.RPG Dated 5/2/96
455.31 EFP Days							
RFO 13	02-12-1989	04-07-1989	Maintenance	----	----	----	Memo VY96-035.RPG Dated 5/2/96
Cycle 14	04-08-1989	08-31-1990	Operating	Normal 30 ppb	100.00	11638.6	Memo VY96-035.RPG Dated 5/2/96
484.94 EFP Days							
RFO 14	09-01-1990	10-13-1990	Maintenance	----	----	----	Memo VY96-035.RPG Dated 5/2/96
Cycle 15	10-14-1990	03-06-1992	Operating	Normal 30 ppb	100.00	11296.8	Memo VY96-035.RPG Dated 5/2/96
470.70 EFP Days							
RFO 15	03-07-1992	04-18-1992	Maintenance	----	----	----	Memo VY96-035.RPG Dated 5/2/96
Cycle 16	04-19-1992	08-27-1993	Operating	Normal 30 ppb	100.00	11359.4	Memo VY96-035.RPG Dated 5/2/96
473.31 EFP Days							
RFO 16	08-28-1993	10-23-1993	Maintenance	----	----	----	Memo VY96-035.RPG Dated 5/2/96
Cycle 17	10-24-1993	03-17-1995	Operating	35 ppb	100.00	11511.8	Memo VY96-035.RPG Dated 5/2/96
479.66 EFP Days							
RFO 17	03-18-1995	05-01-1995	Maintenance	----	----	----	Memo VY96-035.RPG Dated 5/2/96
Cycle 18	05-02-1995	09-06-1996	Operating	45 ppb	100.00	11570.0	Operating Hours taken from "Nu
RFO 18	09-07-1996	10-31-1996	Maintenance	----	----	----	
Cycle 19	11-01-1996	03-20-1998	Operating	Normal 30 ppb	100.00	11387.8	Operating hours taken from VYI
RFO 19	03-21-1998	05-31-1998	Maintenance	----	----	----	
Cycle 20	06-01-1998	10-29-1999	Operating	35 ppb	100.00	11878.2	Operating hours taken from VYI
RFO 20	10-30-1999	12-03-1999	Maintenance	----	----	----	
CYCLE 21	12-04-1999	04-27-2001	Operating	35 ppb	100.00	12000.0	HRsestimated from VYAPF 0145.(
RFO 21	04-28-2001	05-18-2001	Maintenance	----	----	----	
CYCLE22	05-19-2001	05-11-2002	Operating	Normal 30 ppb	100.00	8300.0	Actual run 22A VYAPF 0145..02
RFO22A	05-12-2002	05-20-2002	Maintenance	----	----	----	
CYCLE 22B	05-21-2002	10-05-2002	Operating	35 ppb	100.00	3200.0	HRS estimated from VYAPF 0145.
RFO 23	10-06-2002	10-25-2002	Maintenance	----	----	----	
CYCLE 23	11-01-2002	04-02-2004	Operating	35ppb NM-HWC	100.00	11500.0	
RFO 24	04-03-2004	05-03-2004	Maintenance	----	----	----	
CYCLE 24	05-04-2004	10-07-2005	Operating	35ppb NM-HWC	100.00	11500.0	
RFO 25	10-08-2005	11-02-2005	Maintenance	----	----	----	
CYCLE 25	11-03-2005	03-09-2007	Operating	35ppb NM-HWC	100.00	11500.0	
RFO 26	03-10-2007	04-04-2007	Maintenance	----	----	----	
CYCLE 26	04-05-2007	10-24-2008	Operating	35ppb NM-HWC	100.00	11500.0	
RFO 27	10-25-2008	11-19-2008	Maintenance	----	----	----	
CYCLE 27	11-20-2008	03-19-2010	Operating	35ppb NM-HWC	100.00	11500.0	
RFO 28	03-20-2010	04-14-2010	Maintenance	----	----	----	
CYCLE 28	04-15-2010	10-07-2011	Operating	35ppb NM-HWC	100.00	11500.0	
RFO 29	10-08-2011	11-02-2011	Maintenance	----	----	----	
CYCLE 29	11-03-2011	04-03-2013	Operating	35ppb NM-HWC	100.00	11500.0	

Company: Vermont Yankee Nuclear Power Corporation Report Date: 16-OCT-2006 Time: 15:01:36
Plant: Vermont Yankee
Unit:
DB Name: VY

CHECWORKS FAC Version 1.0F (Build 52)

*** FAC Database: Steam Cycle Report ***

Description	Flow Rate (Mlbm/hr)	Quality (%)	Enthalpy (Btu/lb)	Temp. (F)	Pressure (psia)	Vent Rate (%)
===>Power Level (%): 100.00						
Feed Water Heater 1	----	----	----	373.10	----	0.50
Feed Water Heater 2	----	----	----	327.70	----	0.50
Feed Water Heater 3	----	----	----	294.70	----	0.50
Feed Water Heater 4	----	----	----	229.00	----	0.20
Feed Water Heater 5	----	----	----	163.10	----	0.16
Moisture Separator 1	0.7124	0.000	352.900	0.00	193.40	----
HP Extraction Steam Line1	0.3853	0.000	1094.900	0.00	203.40	----
LP Extraction Steam Line1	0.1545	0.000	1157.200	0.00	112.80	----
LP Extraction Steam Line2	0.3766	0.000	1114.500	0.00	70.30	----
LP Extraction Steam Line3	0.3714	0.000	993.600	0.00	23.60	----
LP Extraction Steam Line4	0.3265	0.000	722.000	0.00	6.05	----

DRAFT

Wear Rate Analysis Run Definition

Run Name: FDW06 2 P1s to Hdr.

Run Title: Feed Pump Disch. 2 pumps running

Ending Period: CYCLE 25

Total Oper. Hrs.: 241618.44

Duty Factor: 1.000

Analysis Options
- Ignore HFA Results
- HFA Results 1st Priority
- User Input 1st Priority
- Do Not Use Measured Wear

Database Lines
- 002-16"-FDW-02
- 004-24"-FDW-01
- 005-18"-FDW-07
- 006-18"-FDW-07
- 007-18"-FDW-12
- 008-16"-FDW-14
- 008-18"-FDW-14
- 009-16"-FDW-14

Add > >> Remove < <<

Lines to Analyze
- 001-16"-FDW-01
- 003-16"-FDW-03

Run Definitions
- 4th Pt Extract Steam
- 4th Pt Heater Drain
- 4th Pt High Level
- 5th Pt Extract Steam
- 5th Pt Heater Drains
- Cond LP Htr Bypass
- Cond Minimum Flow
- Cond2006 E3 to 3 FWP
- Cond2006 E4 to E3
- Condensate
- FDW 2006 E1s to Rx
- FDW 2006 Hdr to E2s
- FDW06 2 P1s to Hdr.
- FDW06 3-P1s to Hdr
- FDW2006 E2s to E1s
- Feed Pump Recirc
- Feedwater
- Feedwater Flush
- Feedwater Low Flow

< Prev | Next > | Add | Reset | Save

Copy | Delete | Print... | Help | Done

Advanced Run Def...

List of Defined Wear Rate Runs

SUPERVISOR VY

Start | EPRI CHECWOR... | Flow Accelera... | Desktop » « 8:26 AM

Comparison of Wear Predictions

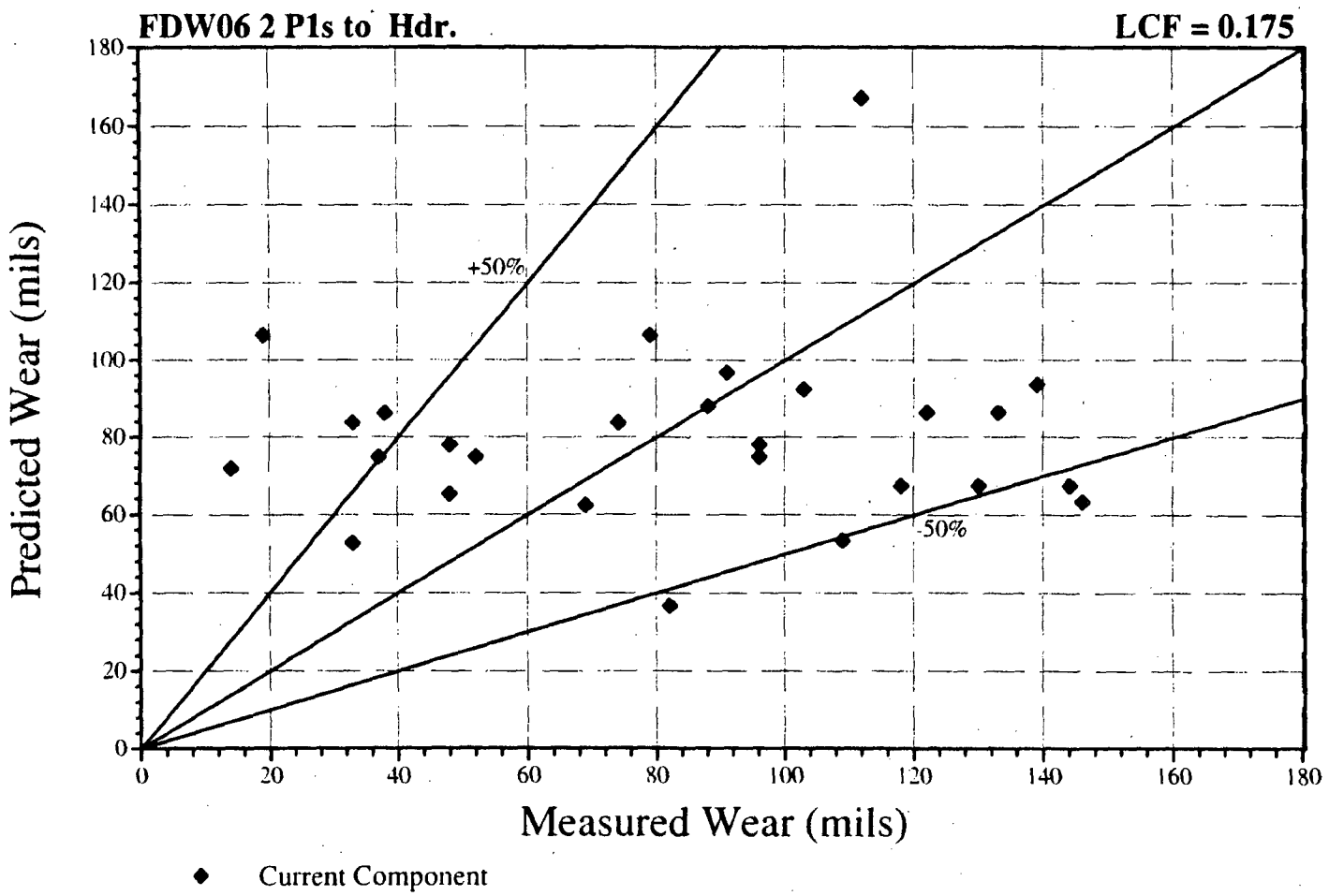

Comparison of Thickness Predictions

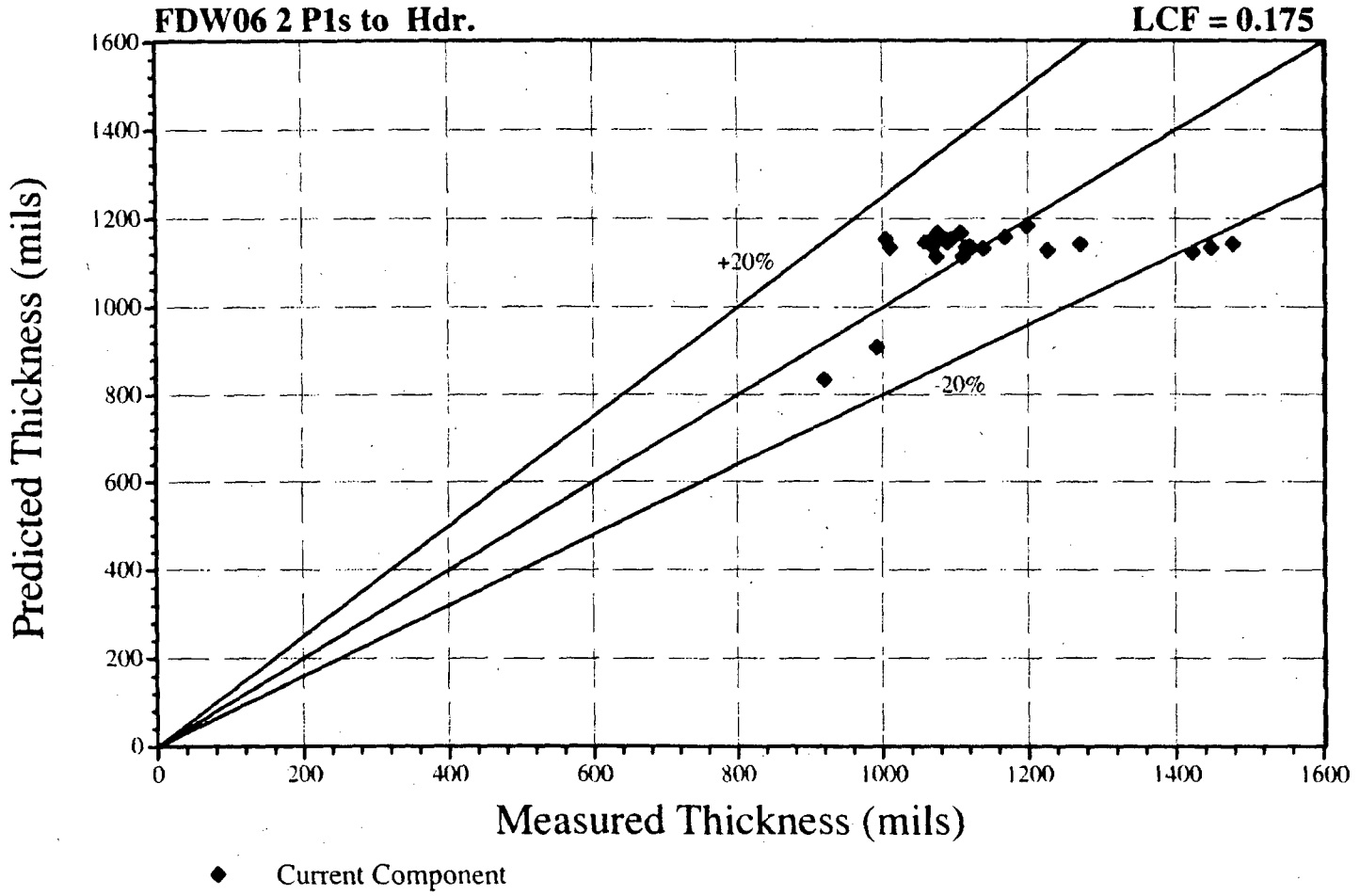

Company: Vermont Yankee Nuclear Power Corporation Report Date: 28-SEP-2006 Time: 08:17:42
Plant: Vermont Yankee Analysis Date: 28-SEP-2006 Time: 08:08:51
Unit: CHECWORKS FAC Version 1.0F (Build 52)
DB Name: VY

*** Wear Rate Analysis: Combined Summary Report ***

Run Name: FDW06 2 Pts to Hdr.
Ending Period: CYCLE 25
Total Plant Operating Hours: 241618 Duty Factor (Global): 1.000
NFA Data Option: Ignore NFA Exclude Measure Wear: No
Line Correction Factor: 0.175

Component Name	Geom. Code	Average Wear Rate (mils/year)	Current Wear Rate (mils/year)	Thickness (in) Init.	Prd.[1]	Thoop	Tcrit	Component Predict[1] Time to Tcrit (hrs) Non-Insp.	Insp.	Total Lifetime Wear (mils) Prd.[2]	Meas.	In-Service Cmp. Wear (mils) Prd.[2]	Meas.	In-Service Cmp. Tmeas (in)[4]	Method.[3]	Time (hrs)[4]	Time(hrs) Last Inspected
****Grouped by Line: 001-16"-FDW-01, No Sorting.																	
OUTLET P-1-1A	31	7.524	5.712	1.000	0.792	0.769	0.769	36668	------	---	---	---	---	1.000	--	0	-----
FD01RD01(L/E)	18	3.370	2.559	1.219	1.024	0.964	0.964	204792	------	---	---	---	---	1.031	MT	218618	-----
FD01RD01(S/E)	18	4.213	3.199	1.000	0.898	0.769	0.769	353382	------	---	---	---	---	0.906	MT	218618	-----
FD01EL01	4	4.157	3.156	1.219	1.066	0.964	0.964	------	281065	106.4	79.0	106.4	79.0	1.074	MT	218618	218618
FD01TE05(U/S)	15	3.370	2.559	1.219	1.107	0.964	0.964	------	488964	86.2	122.0	86.2	122.0	1.114	MT	218618	218618
FD01TE05(D.S)	15	3.370	2.559	1.219	1.003	0.964	0.964	------	132893	86.2	133.0	86.2	133.0	1.010	MT	218618	218618
FD01SP01	58	2.471	1.876	1.219	1.151	0.964	0.964	870091	------	---	---	---	---	1.219	--	0	-----
FD01EL02	4	4.157	3.156	1.219	1.111	0.964	0.964	------	407759	88.0	88.0	88.0	88.0	1.138	MT	171740	171740
FD01SP02 US	54	3.595	2.729	1.219	1.096	0.964	0.964	422044	------	---	---	---	---	1.119	MT	171740	-----
FD01SP02 DS	54	3.595	2.729	1.219	1.104	0.964	0.964	------	449132	83.5	74.0	83.5	74.0	1.120	GW	195618	195618
FD01EL03	2	4.157	3.156	1.219	1.509	0.964	0.964	1511508	------	---	---	---	---	1.527	MT	195618	-----
FD01SP03 US	52	2.808	2.132	1.219	1.057	0.964	0.964	------	379381	65.3	48.0	65.3	48.0	1.069	MT	195618	195618
FD01SP03 DS	52	2.808	2.132	1.219	1.142	0.964	0.964	727489	------	---	---	---	---	1.219	--	0	-----
FD01EL04	2	4.157	3.156	1.219	1.102	0.964	0.964	------	381002	106.4	19.0	106.4	19.0	1.110	MT	218618	218618
FD01SP04 US	52	2.808	2.132	1.219	1.059	0.964	0.964	------	390040	71.9	14.0	71.9	14.0	1.065	MT	218618	218618
FD01SP04 DS	52	2.808	2.132	1.219	1.142	0.964	0.964	727489	------	---	---	---	---	1.219	--	0	-----
FD01EL05	2	4.157	3.156	1.219	1.104	0.964	0.964	388327	------	---	---	---	---	1.219	--	0	-----
FD01SP05 US	52	2.808	2.132	1.219	1.142	0.964	0.964	727489	------	---	---	---	---	1.219	--	0	-----
FD01SP05 DS	52	2.808	2.132	1.219	1.164	0.964	0.964	819621	------	---	---	---	---	1.204	MT	102975	-----
****Grouped by Line: 003-16"-FDW-03, No Sorting.																	
OUTLET P-1-1C	31	7.524	5.712	1.000	0.879	0.769	0.769	------	168617	167.0	112.0	167.0	112.0	0.919	MT	183618	183618
FD03RD01(L/E)	18	3.370	2.559	1.219	1.040	0.964	0.964	------	258140	74.8	96.0	74.8	96.0	1.058	MT	183618	183618
FD03RD01(S/E)	18	4.213	3.199	1.000	0.969	0.769	0.769	------	549800	93.5	139.0	93.5	139.0	0.992	MT	183618	183618
FD03EL01	4	4.157	3.156	1.219	1.204	0.964	0.964	------	663927	92.3	103.0	92.3	103.0	1.226	MT	183618	183618
FD03TE01(U/S)	15	3.370	2.559	1.219	1.054	0.964	0.964	------	306073	74.8	37.0	74.8	37.0	1.072	GW	183618	183618
FD03TE01(D.S)	15	3.370	2.559	1.219	1.071	0.964	0.964	------	364277	74.8	52.0	74.8	52.0	1.089	MT	183618	183618
FD03SP01	58	2.471	1.876	1.219	1.068	0.964	0.964	------	483714	63.2	146.0	63.2	146.0	1.073	GW	218618	218618
FD03EL02	4	4.157	3.156	1.219	1.115	0.964	0.964	418812	------	---	---	---	---	1.152	MT	148782	-----
FD03SP02 US	54	3.595	2.729	1.219	1.063	0.964	0.964	------	317199	67.4	118.0	67.4	118.0	1.095	GW	148782	148782
FD03SP02 DS	54	3.595	2.729	1.219	1.061	0.964	0.964	------	310375	53.3	109.0	53.3	109.0	1.107	MT	114614	114614
FD03EL03	1	3.707	2.814	1.219	1.432	0.964	0.964	------	1454905	86.2	38.0	86.2	38.0	1.448	MT	195618	195618
FD03SP03	51	2.471	1.876	1.219	1.166	0.964	0.964	------	943185	36.7	82.0	36.7	82.0	1.198	MT	114614	114614
FD03EL04	4	4.157	3.156	1.219	1.405	0.964	0.964	------	1222802	96.6	91.0	96.6	91.0	1.423	MT	195618	195618
FD03SP04 US	54	3.595	2.729	1.219	1.052	0.964	0.964	------	282223	83.5	33.0	83.5	33.0	1.068	MT	195618	195618
FD03SP04 DS	54	3.595	2.729	1.219	1.057	0.964	0.964	------	297940	67.4	130.0	67.4	130.0	1.089	MT	148782	148782
FD03EL05	2	4.157	3.156	1.219	1.234	0.964	0.964	------	749159	78.0	48.0	78.0	48.0	1.271	MT	148782	148782
FD03SP05	52	2.808	2.132	1.219	1.051	0.964	0.964	------	356452	52.7	33.0	52.7	33.0	1.076	MT	148782	148782
FD03EL06	4	4.157	3.156	1.219	1.441	0.964	0.964	------	1323795	78.0	96.0	78.0	96.0	1.478	MT	148782	148782
FD03SP06	54	3.595	2.729	1.219	0.972	0.964	0.964	------	25109	67.4	144.0	67.4	144.0	1.004	MT	148782	148782
FD03EL07	2	4.157	3.156	1.219	1.511	0.964	0.964	1516165	------	---	---	---	---	1.533	MT	183618	-----
FD03SP07 US	52	2.808	2.132	1.219	1.153	0.964	0.964	------	774123	62.4	69.0	62.4	69.0	1.168	GW	183618	183618
FD03SP07 DS	52	2.808	2.132	1.219	1.042	0.964	0.964	319761	------	---	---	---	---	1.074	MT	125911	-----

Notes:
[1] Predictions are based on last Tmeas to analysis ending period.
[2] Predictions are for the time of last inspection (last known meas. wear).
[3] GW = Tmeas is minimum thickness from Band, Blanket or Area Method of greatest wear.
MT = Tmeas is component minimum thickness.
PW = Tmeas is Tinit - predicted wear.
US = Tmeas is user specified.
[4] If no Tmeas has been determined from measured data, then Tmeas = Tinit and Time = current component installation time.
Tmeas is used to determine Predicted Thickness and Component Predicted Time to Tcrit.

19

Company: Vermont Yankee Nuclear Power Corporation Report Date: 28-SEP-2006 Time: 08:17:38
Plant: Vermont Yankee Analysis Date: 28-SEP-2006 Time: 08:08:51
Unit: CHECWORKS FAC Version 1.0F (Build 52)
DB Name: VY

*** Wear Rate Analysis: Wear Predictions Report ***

Run Name: FDW06 2 Bls to Hdr.
Ending Period: CYCLE 25
Total Plant Operating Hours: 241618 Duty Factor (Global): 1.000
WRA Data Option: Ignore NFA Exclude Measure Wear: No
Line Correction Factor: 0.175

Component Name	Total Lifetime Wear (mils) Prd.[1]	Total Lifetime Wear (mils) Meas.	In-Service Cmp. Wear (mils) Prd.[1]	In-Service Cmp. Wear (mils) Meas.	In-Service Cmp. Tmeas (in)[3]	Method [2]	Time (hrs)[3]	In-Service Cmp. Thickness (mils)[4] Tp	Tm	Incremental Wear (mils)[5] PRWEAR	Time (hrs) Last Inspected
===>Grouped by Line: 001-16"-FDW-01, No Sorting.											
FD01EL01	106.4	79.0	106.4	79.0	1.074	MT	218618	1112.6	1074.0	8.3	218618
FD01TE05(U/S)	86.2	122.0	86.2	122.0	1.114	MT	218618	1132.8	1114.0	6.7	218618
FD01TE05(D/S)	86.2	133.0	86.2	133.0	1.010	MT	218618	1132.8	1010.0	6.7	218618
FD01EL02	88.0	88.0	88.0	88.0	1.138	MT	171740	1131.0	1138.0	26.6	171740
FD01SP02 DS	83.5	74.0	83.5	74.0	1.120	GW	195618	1135.5	1120.0	15.6	195618
FD01SP03 US	65.3	48.0	65.3	48.0	1.069	MT	195618	1153.7	1069.0	12.2	195618
FD01EL04	106.4	19.0	106.4	19.0	1.110	MT	218618	1112.6	1110.0	8.3	218618
FD01SP04 US	71.9	14.0	71.9	14.0	1.065	MT	218618	1147.1	1065.0	5.6	218618
===>Grouped by Line: 003-16"-FDW-03, No Sorting.											
OUTLET P-1-1C	167.0	112.0	167.0	112.0	0.919	MT	183618	833.0	919.0	40.5	183618
FD03RD01(L/E)	74.8	96.0	74.8	96.0	1.058	MT	183618	1144.2	1058.0	18.1	183618
FD03RD01(S/E)	93.5	139.0	93.5	139.0	0.992	MT	183618	906.5	992.0	22.7	183618
FD03EL01	92.3	103.0	92.3	103.0	1.226	MT	183618	1126.7	1226.0	22.4	183618
FD03TE01(U/S)	74.8	37.0	74.8	37.0	1.072	GW	183618	1144.2	1072.0	18.1	183618
FD03TE01(D/S)	74.8	52.0	74.8	52.0	1.089	MT	183618	1144.2	1089.0	18.1	183618
FD03SP01	63.2	146.0	63.2	146.0	1.073	GW	218618	1155.8	1073.0	4.9	218618
FD03SP02 US	67.4	118.0	67.4	118.0	1.095	GW	148782	1151.6	1095.0	31.7	148782
FD03SP02 DS	53.3	109.0	53.3	109.0	1.107	MT	114614	1165.7	1107.0	45.8	114614
FD03EL03	86.2	38.0	86.2	38.0	1.448	MT	195618	1132.8	1448.0	16.1	195618
FD03SP03	36.7	82.0	36.7	82.0	1.198	MT	114614	1182.3	1198.0	31.5	114614
FD03EL04	96.6	91.0	96.6	91.0	1.423	MT	195618	1122.4	1423.0	18.0	195618
FD03SP04 US	83.5	33.0	83.5	33.0	1.068	MT	195618	1135.5	1068.0	15.6	195618
FD03SP04 DS	67.4	130.0	67.4	130.0	1.089	MT	148782	1151.6	1089.0	31.7	148782
FD03EL05	78.0	48.0	78.0	48.0	1.271	MT	148782	1141.0	1271.0	36.7	148782
FD03SP05	52.7	33.0	52.7	33.0	1.076	MT	148782	1166.3	1076.0	24.8	148782
FD03EL06	78.0	96.0	78.0	96.0	1.478	MT	148782	1141.0	1478.0	36.7	148782
FD03SP06	67.4	144.0	67.4	144.0	1.004	MT	148782	1151.6	1004.0	31.7	148782
FD03SP07 US	62.4	69.0	62.4	69.0	1.168	GW	183618	1156.6	1168.0	15.1	183618

Notes:
[1] Predictions are for the time of last inspection (last known meas. wear).
[2] GW = Tmeas is minimum thickness from Band, Blanket or Area Method of greatest wear.
MT = Tmeas is component minimum thickness.
PW = Tmeas is Tinit - predicted wear.
US = Tmeas is user specified.
[3] If no Tmeas has been determined from measured data, then Tmeas = Tinit and Time = current component installation time. Tmeas is used to determine Predicted Thickness and Component Predicted Time to Tcrit.
[4] These two values are used for thickness plot.
Tp = Predicted thickness at Tmeas.
Tm = Last measured thickness (Tmeas).
[5] PRWEAR = Incremental wear from last Tmeas time to analysis ending period.

Company: Vermont Yankee Nuclear Power Corporation Report Date: 28-SEP-2006 Time: 08:17:33
Plant: Vermont Yankee Analysis Date: 28-SEP-2006 Time: 08:08:51
Unit: CHECWORKS FAC Version 1.0F (Build 52)
DB Name: VY

****
*** Wear Rate Analysis: Combined Rankings for Inspection ***
****

Run Name: FDW06 2 Pls to Hdr.
Ending Period: CYCLE 25
Total Plant Operating Hours: 241618 Duty Factor (Global): 1.000
WRA Data Option: Ignore NFA Exclude Measure Wear: No
Line Correction Factor: 0.175

Component Name	Geometry Code	Average Wear Rate (mils/year)	Component Predicted Time to Crit (hrs) Non-Inspected	Inspected
FD03EL03	1	3.767	------	1454905
FD03EL04	4	4.157	------	1222802
FD01RD01(S/E)	18	4.213	353382	------
FD01SP02 US	54	3.595	422044	------
OUTLET P-1-1C	31	7.524	------	168617
OUTLET P-1-1A	31	7.524	36668	------
FD03SP06	54	3.595	------	25109
FD03RD01(S/E)	18	4.213	------	549800
FD01TE05(D/S)	15	3.370	------	132893
FD01EL01	4	4.157	------	281065
FD01RD01(L/E)	18	3.370	204792	------
FD01EL03	2	4.157	1511508	------
FD03RD01(L/E)	18	3.370	------	258140
FD03EL02	4	4.157	418812	------
FD01EL02	4	4.157	------	407759
FD03SP04 US	54	3.595	------	282223
FD03EL07	2	4.157	1516165	------
FD03SP04 DS	54	3.595	------	297940
FD03EL05	2	4.157	------	749159
FD03TE01(U/S)	15	3.370	------	306073
FD03EL01	4	4.157	------	663927
FD03SP02 DS	54	3.595	------	310375
FD03SP02 US	54	3.595	------	317199
FD01EL05	2	4.157	388327	------
FD03SP07 DS	52	2.808	319761	------
FD01EL04	2	4.157	------	381002
FD03EL06	4	4.157	------	1323795
FD03SP05	52	2.808	------	356452
FD03TE01(D/S)	15	3.370	------	364277
FD01SP03 US	52	2.808	------	379381
FD01SP02 DS	54	3.595	------	449132
FD01SP04 US	52	2.808	------	390040
FD01TE05(U/S)	15	3.370	------	488964
FD03SP01	58	2.471	------	483714
FD01SP04 DS	52	2.808	727489	------
FD01SP05 US	52	2.808	727489	------
FD01SP03 DS	52	2.808	727489	------
FD03SP07 US	52	2.808	------	774123
FD01SP05 DS	52	2.808	819621	------
FD01SP01	58	2.471	870091	------
FD03SP03	51	2.471	------	943185

Company: Vermont Yankee Nuclear Power Corporation
Plant: Vermont Yankee
Unit:
DB Name: VY

Report Date: 28-SEP-2006 Time: 08:17:28
Analysis Date: 28-SEP-2006 Time: 08:08:51
CHECWORKS FAC Version 1.0F (Build 52)

****
*** Wear Rate Analysis: Thickness/Service Time Report ***
****

Run Name: FDW06 2 Pls to Hdr.
Ending Period: CYCLE 25
Total Plant Operating Hours: 241618
WRA Data Option: Ignore NFA
Line Correction Factor: 0.175

Duty Factor (Global): 1.000
Exclude Measure Wear: No

Component Name	Thickness (in) Init.	Prd.[1]	Thoop	Tcrit	Component Predicted[1] Time to Tcrit (hrs) Non-Inspected	Inspected	Component Actual Service Time (hrs)
====Grouped by Line: 001-16"-FDW-01, No Sorting.							
OUTLET P-1-1A	1.000	0.792	0.769	0.769	36668	------	241618
FD01RD01(L/E)	1.219	1.024	0.964	0.964	204792	------	241618
FD01RD01(S/E)	1.000	0.898	0.769	0.769	353382	------	241618
FD01EL01	1.219	1.066	0.964	0.964	------	281065	241618
FD01TE05(U/S)	1.219	1.107	0.964	0.964	------	488964	241618
FD01TE05(D/S)	1.219	1.003	0.964	0.964	------	132893	241618
FD01SP01	1.219	1.151	0.964	0.964	870091	------	241618
FD01EL02	1.219	1.111	0.964	0.964	------	407759	241618
FD01SP02 US	1.219	1.096	0.964	0.964	422044	------	241618
FD01SP02 DS	1.219	1.104	0.964	0.964	------	449132	241618
FD01EL03	1.219	1.509	0.964	0.964	1511508	------	241618
FD01SP03 US	1.219	1.057	0.964	0.964	------	379381	241618
FD01SP03 DS	1.219	1.142	0.964	0.964	727489	------	241618
FD01EL04	1.219	1.102	0.964	0.964	------	381002	241618
FD01SP04 US	1.219	1.059	0.964	0.964	------	390040	241618
FD01SP04 DS	1.219	1.142	0.964	0.964	727489	------	241618
FD01EL05	1.219	1.104	0.964	0.964	388327	------	241618
FD01SP05 US	1.219	1.142	0.964	0.964	727489	------	241618
FD01SP05 DS	1.219	1.164	0.964	0.964	819621	------	241618
====Grouped by Line: 003-16"-FDW-03, No Sorting.							
OUTLET P-1-1C	1.000	0.879	0.769	0.769	------	168617	241618
FD03RD01(L/E)	1.219	1.040	0.964	0.964	------	258140	241618
FD03RD01(S/E)	1.000	0.969	0.769	0.769	------	549800	241618
FD03EL01	1.219	1.204	0.964	0.964	------	663927	241618
FD03TE01(U/S)	1.219	1.054	0.964	0.964	------	306073	241618
FD03TE01(D/S)	1.219	1.071	0.964	0.964	------	364277	241618
FD03SP01	1.219	1.068	0.964	0.964	------	483714	241618
FD03EL02	1.219	1.115	0.964	0.964	418812	------	241618
FD03SP02 US	1.219	1.063	0.964	0.964	------	317199	241618
FD03SP02 DS	1.219	1.061	0.964	0.964	------	310375	241618
FD03EL03	1.219	1.432	0.964	0.964	------	1454905	241618
FD03SP03	1.219	1.166	0.964	0.964	------	943185	241618
FD03EL04	1.219	1.405	0.964	0.964	------	1222802	241618
FD03SP04 US	1.219	1.052	0.964	0.964	------	282223	241618
FD03SP04 DS	1.219	1.057	0.964	0.964	------	297940	241618
FD03EL05	1.219	1.234	0.964	0.964	------	749159	241618
FD03SP05	1.219	1.051	0.964	0.964	------	356452	241618
FD03EL06	1.219	1.441	0.964	0.964	------	1323795	241618
FD03SP06	1.219	0.972	0.964	0.964	------	25109	241618
FD03EL07	1.219	1.511	0.964	0.964	1516165	------	241618
FD03SP07 US	1.219	1.153	0.964	0.964	------	774123	241618
FD03SP07 DS	1.219	1.042	0.964	0.964	319761	------	241618

Note:
[1] Predictions are based on last Tmeas to analysis ending period.

Company: Vermont Yankee Nuclear Power Corporation Report Date: 28-SEP-2006 Time: 08:17:24
Plant: Vermont Yankee Analysis Date: 28-SEP-2006 Time: 08:08:51
Unit: CHECWORKS FAC Version 1.0F (Build 52)
DB Name: VY

*** Wear Rate Analysis: Inspection History Report ***

Run Name: FDW06 2 Pls to Hdr.
Ending Period: CYCLE 25
Total Plant Operating Hours: 241618 Duty Factor (Global): 1.000
WRA Data Option: Ignore NFA Exclude Measure Wear: No
Line Correction Factor: 0.175

Component Name	Geom. Code	No.	Material Cr. (%)	Material Cu. (%)	Material Mo. (%)	Sigma (psi)	Time (hrs) Last Inspected	Time (hrs) Replaced	Analysis Option	Measured Wear (mils)
===>Grouped by Line: 001-16"-FDW-01, No Sorting.										
OUTLET P-1-1A	31	5	0.00	0.00	0.00	15000	-----	-----		---
FD01RD01(L/E)	18	21	0.00	0.00	0.00	15000	-----	-----	Excl LCF	---
FD01RD01(S/E)	18	21	0.00	0.00	0.00	15000	-----	-----	Excl LCF	---
FD01EL01	4	21	0.00	0.00	0.00	15000	218618	-----		79
FD01TE05(U/S)	15	5	0.00	0.00	0.00	15000	218618	-----		121
FD01TE05(D/S)	15	5	0.00	0.00	0.00	15000	218618	-----		133
FD01SP01	58	5	0.00	0.00	0.00	15000	-----	-----		---
FD01EL02	4	21	0.00	0.00	0.00	15000	171740	-----		88
FD01SP02 US	54	5	0.00	0.00	0.00	15000	-----	-----	Excl LCF	---
FD01SP02 DS	54	5	0.00	0.00	0.00	15000	195618	-----		73
FD01EL03	2	21	0.00	0.00	0.00	15000	-----	-----	Excl LCF	---
FD01SP03 US	52	5	0.00	0.00	0.00	15000	195618	-----		48
FD01SP03 DS	52	5	0.00	0.00	0.00	15000	-----	-----		---
FD01EL04	2	21	0.00	0.00	0.00	15000	218618	-----		19
FD01SP04 US	52	5	0.00	0.00	0.00	15000	218618	-----		14
FD01SP04 DS	52	5	0.00	0.00	0.00	15000	-----	-----		---
FD01EL05	2	21	0.00	0.00	0.00	15000	-----	-----		---
FD01SP05 US	52	5	0.00	0.00	0.00	15000	-----	-----		---
FD01SP05 DS	52	5	0.00	0.00	0.00	15000	-----	-----		---
===>Grouped by Line: 003-16"-FDW-03, No Sorting.										
OUTLET P-1-1C	31	5	0.00	0.00	0.00	15000	183618	-----		112
FD03RD01(L/E)	18	21	0.00	0.00	0.00	15000	183618	-----		96
FD03RD01(S/E)	18	21	0.00	0.00	0.00	15000	183618	-----		139
FD03EL01	4	21	0.00	0.00	0.00	15000	183618	-----		103
FD03TE01(U/S)	15	5	0.00	0.00	0.00	15000	183618	-----		37
FD03TE01(D/S)	15	5	0.00	0.00	0.00	15000	183618	-----		52
FD03SP01	58	5	0.00	0.00	0.00	15000	218618	-----		146
FD03EL02	4	21	0.00	0.00	0.00	15000	-----	-----		---
FD03SP02 US	54	5	0.00	0.00	0.00	15000	148782	-----		117
FD03SP02 DS	54	5	0.00	0.00	0.00	15000	114614	-----		109
FD03EL03	1	21	0.00	0.00	0.00	15000	195618	-----		38
FD03SP03	51	5	0.00	0.00	0.00	15000	114614	-----		82
FD03EL04	4	21	0.00	0.00	0.00	15000	195618	-----		91
FD03SP04 US	54	5	0.00	0.00	0.00	15000	195618	-----		33
FD03SP04 DS	54	5	0.00	0.00	0.00	15000	148782	-----		129
FD03EL05	2	21	0.00	0.00	0.00	15000	148782	-----		48
FD03SP05	52	5	0.00	0.00	0.00	15000	148782	-----		33
FD03EL06	4	21	0.00	0.00	0.00	15000	148782	-----		96
FD03SP06	54	5	0.00	0.00	0.00	15000	148782	-----		144
FD03EL07	2	21	0.00	0.00	0.00	15000	-----	-----		---
FD03SP07 US	52	5	0.00	0.00	0.00	15000	183618	-----		69
FD03SP07 DS	52	5	0.00	0.00	0.00	15000	-----	-----		---

Company: Vermont Yankee Nuclear Power Corporation Report: Date: 28-SEP-2006 Time: 08:17:11
Plant: Vermont Yankee Analysis Date: 28-SEP-2006 Time: 08:08:51
Unit: CHECWORKS FAC Version 1.0F (Build 52)
DB Name: VY

*** Wear Rate Analysis: Wear Rates/Input Data Report ***

Run Name: FDW06 2 Pls to Hdr.
Ending Period: CYCLE 25
Total Plant Operating Hours: 241618 Duty Factor (Global): 1.000
WRA Data Option: Ignore NFA Exclude Measure Wear: No
Line Correction Factor: 0.175

Component Name	Geom. Code	Average Wear Rate (mils/year)	Current Wear Rate (mils/year)	Temp. (F)	Velocity (ft/s)	Steam Quality	Diameter (in)
====>Grouped by Line: 001-16"-FDW-01, No Sorting.							
OUTLET P-1-1A	31	7.524	5.712	296.9	24.599	0.000	12.750
FD01RD01(L/E)	18	3.370	2.559	296.9	15.456	0.000	16.000
FD01RD01(S/E)	18	4.213	3.199	296.9	24.599	0.000	12.750
FD01EL01	4	4.157	3.156	296.9	15.456	0.000	16.000
FD01TE05(U/S)	15	3.370	2.559	296.9	15.456	0.000	16.000
FD01TE05(D/S)	15	3.370	2.559	296.9	15.456	0.000	16.000
FD01SP01	58	2.471	1.876	296.9	15.456	0.000	16.000
FD01EL02	4	4.157	3.156	296.9	15.456	0.000	16.000
FD01SP02 US	54	3.595	2.729	296.9	15.456	0.000	16.000
FD01SP02 DS	54	3.595	2.729	296.9	15.456	0.000	16.000
FD01EL03	2	4.157	3.156	296.9	15.456	0.000	16.000
FD01SP03 US	52	2.808	2.132	296.9	15.456	0.000	16.000
FD01SP03 DS	52	2.808	2.132	296.9	15.456	0.000	16.000
FD01EL04	2	4.157	3.156	296.9	15.456	0.000	16.000
FD01SP04 US	52	2.808	2.132	296.9	15.456	0.000	16.000
FD01SP04 DS	52	2.808	2.132	296.9	15.456	0.000	16.000
FD01EL05	2	4.157	3.156	296.9	15.456	0.000	16.000
FD01SP05 US	52	2.808	2.132	296.9	15.456	0.000	16.000
FD01SP05 DS	52	2.808	2.132	296.9	15.456	0.000	16.000
====>Grouped by Line: 003-16"-FDW-03, No Sorting.							
OUTLET P-1-1C	31	7.524	5.712	296.9	24.599	0.000	12.750
FD03RD01(L/E)	18	3.370	2.559	296.9	15.456	0.000	16.000
FD03RD01(S/E)	18	4.213	3.199	296.9	24.599	0.000	12.750
FD03EL01	4	4.157	3.156	296.9	15.456	0.000	16.000
FD03TE01(U/S)	15	3.370	2.559	296.9	15.456	0.000	16.000
FD03TE01(D/S)	15	3.370	2.559	296.9	15.456	0.000	16.000
FD03SP01	58	2.471	1.876	296.9	15.456	0.000	16.000
FD03EL02	4	4.157	3.156	296.9	15.456	0.000	16.000
FD03SP02 US	54	3.595	2.729	296.9	15.456	0.000	16.000
FD03SP02 DS	54	3.595	2.729	296.9	15.456	0.000	16.000
FD03EL03	1	3.707	2.814	296.9	15.456	0.000	16.000
FD03SP03	51	2.471	1.876	296.9	15.456	0.000	16.000
FD03EL04	4	4.157	3.156	296.9	15.456	0.000	16.000
FD03SP04 US	54	3.595	2.729	296.9	15.456	0.000	16.000
FD03SP04 DS	54	3.595	2.729	296.9	15.456	0.000	16.000
FD03EL05	2	4.157	3.156	296.9	15.456	0.000	16.000
FD03SP05	52	2.808	2.132	296.9	15.456	0.000	16.000
FD03EL06	4	4.157	3.156	296.9	15.456	0.000	16.000
FD03SP06	54	3.595	2.729	296.9	15.456	0.000	16.000
FD03EL07	2	4.157	3.156	296.9	15.456	0.000	16.000
FD03SP07 US	52	2.808	2.132	296.9	15.456	0.000	16.000
FD03SP07 DS	52	2.808	2.132	296.9	15.456	0.000	16.000

Cumulative % of Comp. Time to Tcrit

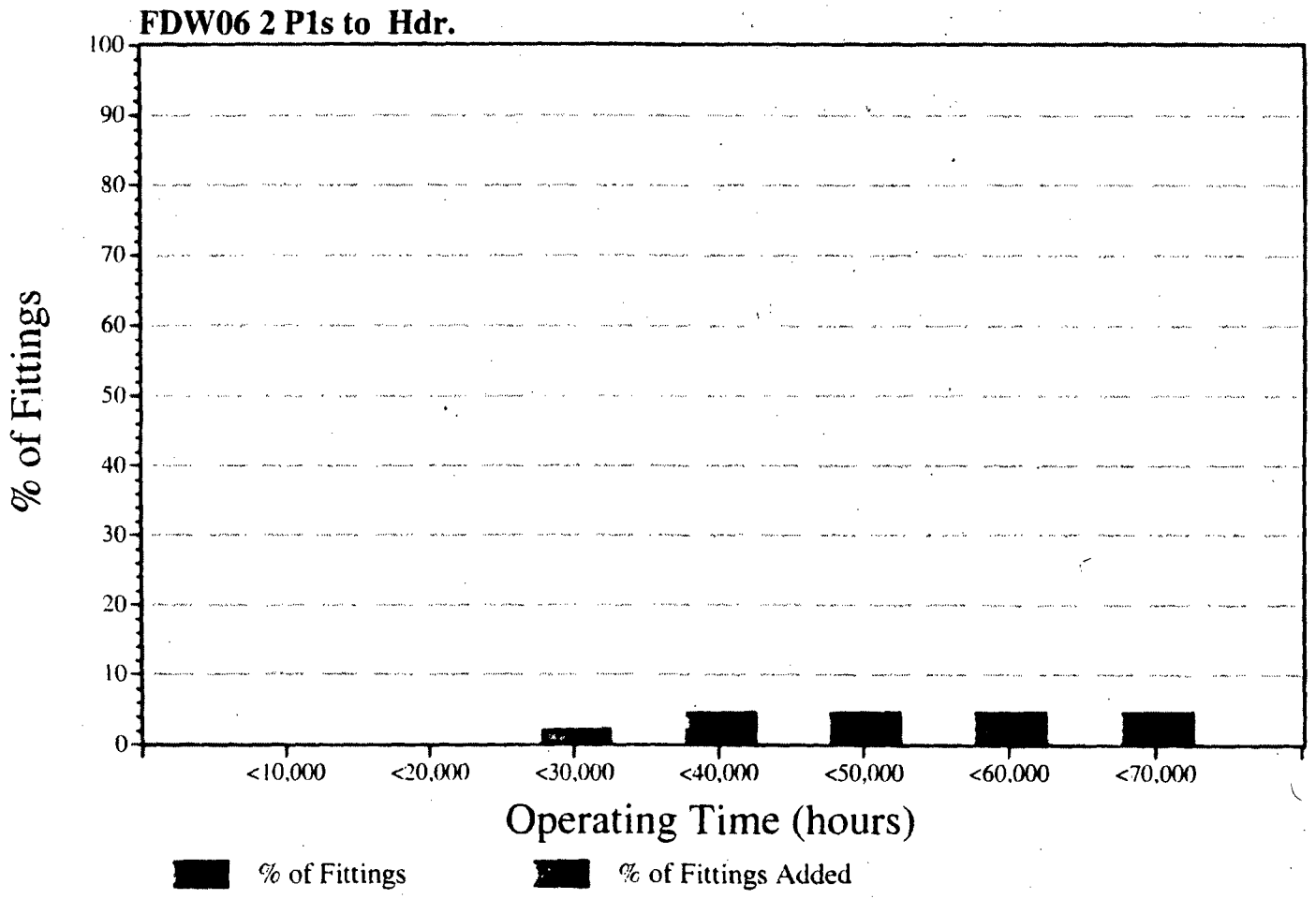

Tpred/Tcrit Ratio Plot

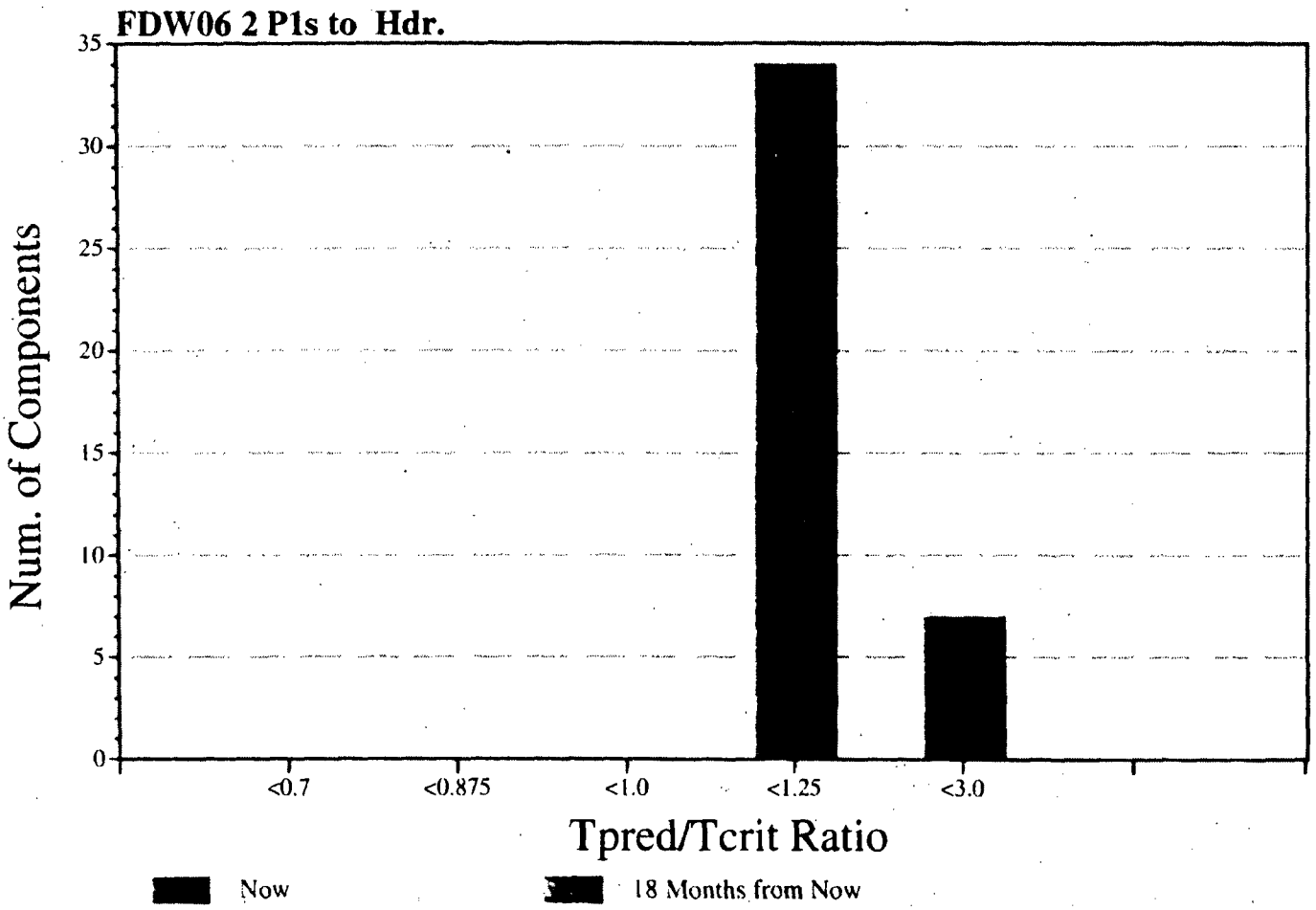

Flow Accelerated Corrosion (FAC)

File Edit Analysis Tasks Preferences Window Help

Wear Rate Analysis Input Data

Run Name: FDW06 3-P1s to Hdr

Run Title: Feed Pump Disch. 3 pumps running

Ending Period: CYCLE 25

Total Oper. Hrs.: 241618.44

Duty Factor: 1.000

Analysis Options

- Ignore HFA Results
- HFA Results 1st Priority
- User Input 1st Priority
- Do Not Use Measured Wear

Database Lines

004-24"-FDW-01
005-18"-FDW-07
006-18"-FDW-07
007-18"-FDW-12
008-16"-FDW-14
008-18"-FDW-14
009-16"-FDW-14
009-16"-FDW-16

Add >
>>
Remove <
<<

Lines to Analyze

001-16"-FDW-01
003-16"-FDW-03
002-16"-FDW-02

Run Definitions

Cond Minimum Flow
Condensate
FDW 2006 E1s to Rx
FDW 2006 Hdr to E2s
FDW06 2 P1s to Hdr.
FDW06 3-P1s to Hdr
FDW2006 E2s to E1s
Feed Pump Recirc
Feedwater
Feedwater Flush
Feedwater Low Flow
Heater Drain Pumps
Main Steam 2006
Moist Sep High Level
Moist Separator Drn
Reactor Cleanup
Steam Seal Regulator
TEST- FDWpumpsto E2
XP Test Feedwater

< Prev | Next > | Add | Reset | Save

Copy | Delete | Print... | Help | Done

Advanced Run Def...

Wear

SUPERVISOR VY

Start | EPRI CHECWOR... | Flow Accelera... | Desktop » « 12:52 PM

Comparison of Wear Predictions

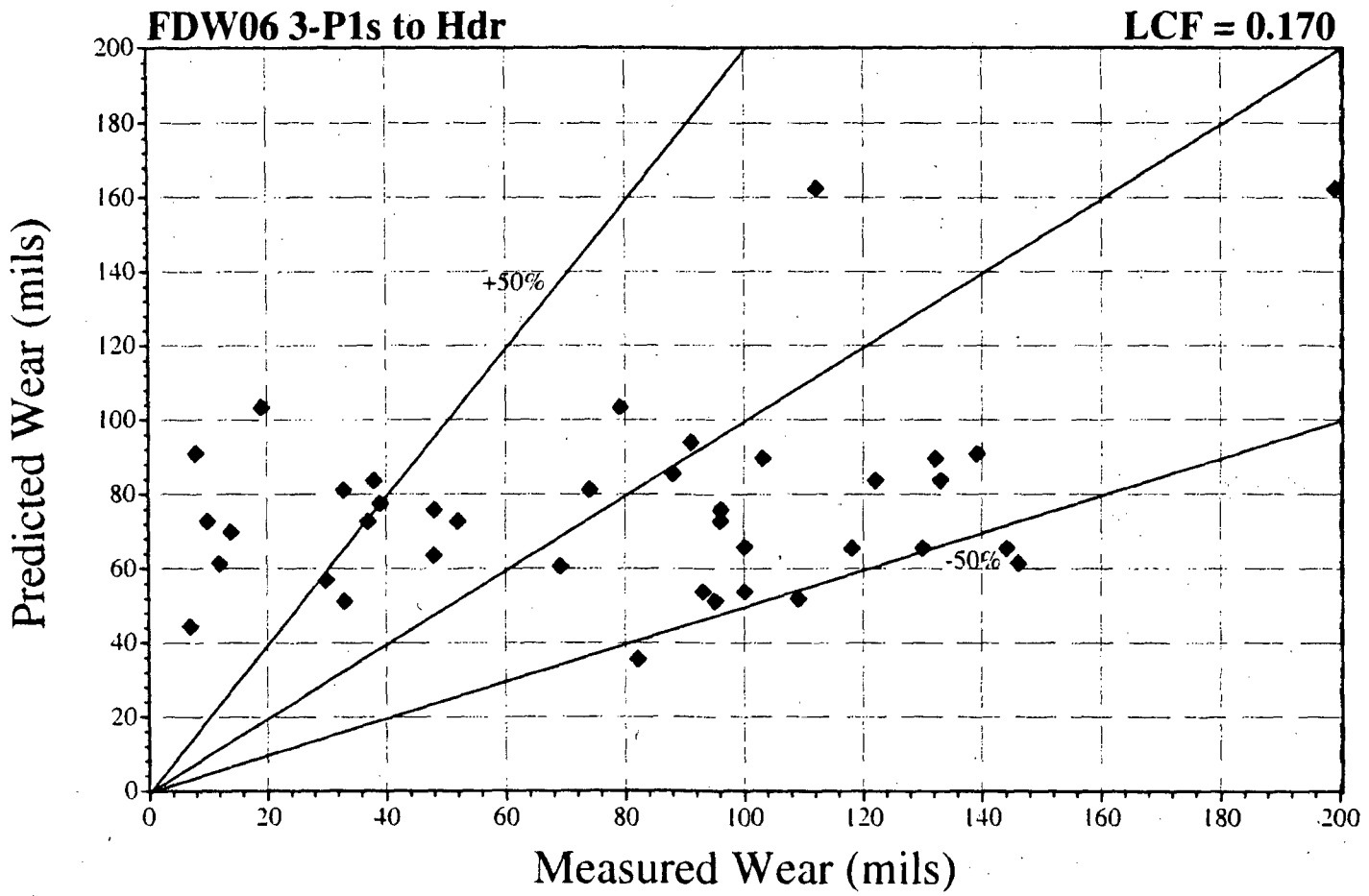

◆ Current Component

Comparison of Wear Predictions

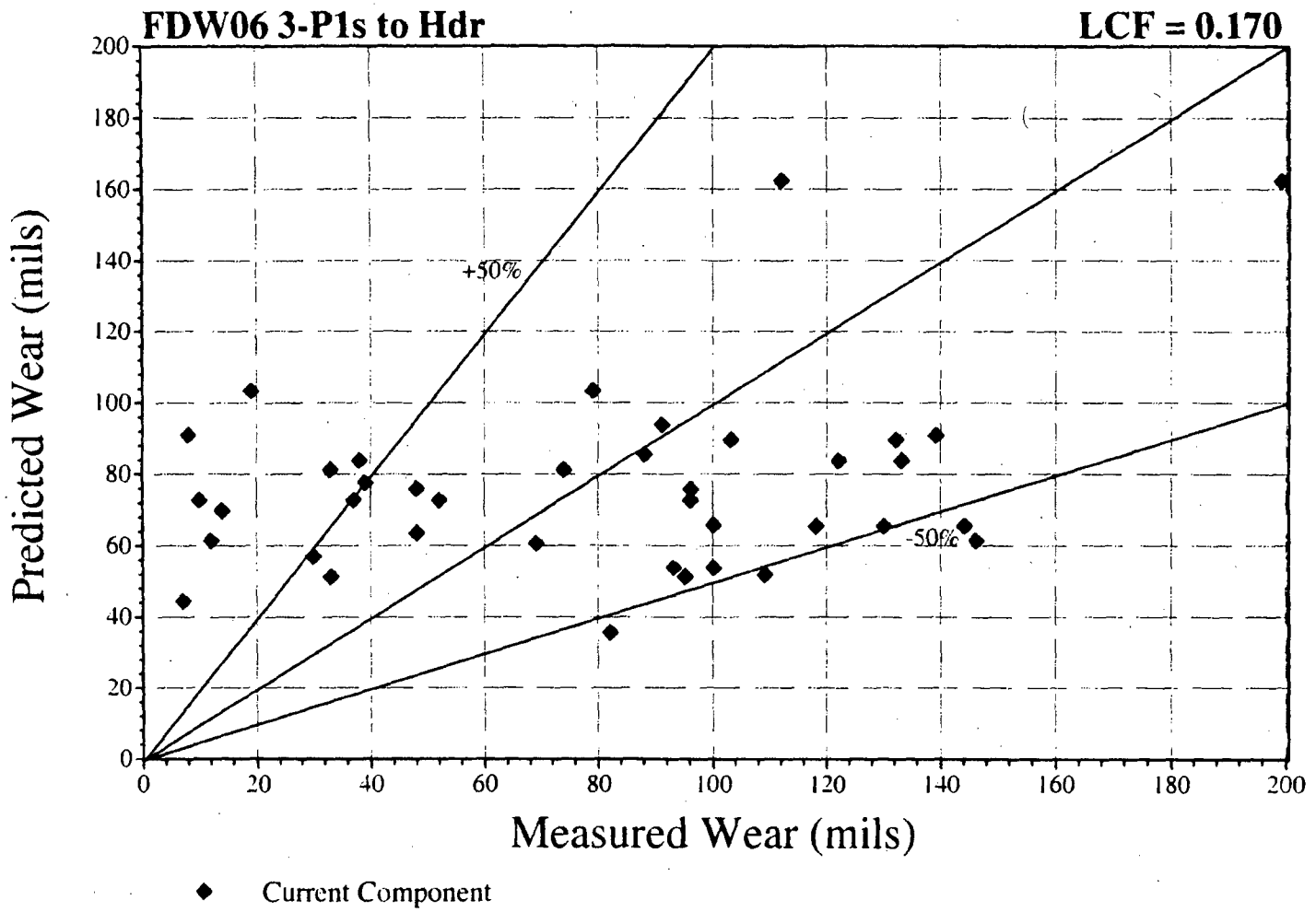

Company: Vermont Yankee Nuclear Power Corporation
Plant: Vermont Yankee
Unit:
DB Name: VY

Report Date: 27-SEP-2006 Time: 12:47:05
Analysis Date: 27-SEP-2006 Time: 12:40:33
CHECWORKS FAC Version 1.0F (Build 52)

*** Wear Rate Analysis: Combined Summary Report ***

Run Name: FDW06 1-Pin to Hdr
Ending Period: CYCLE 25
Total Plant Operating Hours: 241618
Wear Rate Option: Ignore NFA
Line Correction Factor: 0.170

Duty Factor (Global): 1.000
Exclude Measure Wear: No

Component Name	Geom. Code	Average Wear Rate (mils/year)	Current Wear Rate (mils/year)	Thickness (in) Init.	Prd.[1]	Thoop	Tcrit	Component Predict[1] Time to Tcrit (hrs) Non-Insp.	Insp.	Total Lifetime Wear (mils) Prd.[2]	Meas.	In-Service Cmp. Wear (mils) Prd.[2]	Meas.	In-Service Cmp. Tmeas (in)[4]	Method. [3]	Time (hrs)[4]	Time(hrs) Last Inspected
***Grouped by Line: 001-16"-FDW-01. No Sorting.																	
OUTLET P-1 1A	31	7.306	5.547	1.000	0.798	0.769	0.769	47266	------	---	---	---	---	1.000	--	0	-----
FD01RD01(L/E)	18	3.272	2.484	1.219	1.024	0.964	0.964	211594	------	---	---	---	---	1.031	MT	218618	-----
FD01FD01(S/E)	18	4.091	3.106	1.000	0.898	0.769	0.769	364620	------	---	---	---	---	0.906	MT	218618	-----
FD01EL01	4	4.036	3.064	1.219	1.066	0.964	0.964	------	290144	103.3	79.0	103.3	79.0	1.074	MT	218618	218618
FD01TE05(U/S)	15	3.272	2.484	1.219	1.107	0.964	0.964	------	504251	83.7	122.0	83.7	122.0	1.114	MT	218618	218618
FD01TE05(D/S)	15	3.272	2.484	1.219	1.003	0.964	0.964	------	137548	83.7	133.0	83.7	133.0	1.010	MT	218618	218618
FD01SP01	58	2.400	1.822	1.219	1.153	0.964	0.964	905575	------	---	---	---	---	1.219	--	0	-----
FD01EL02	4	4.036	3.064	1.219	1.112	0.964	0.964	------	422143	85.4	88.0	85.4	88.0	1.138	MT	171740	171740
FD01SP02 US	54	3.491	2.650	1.219	1.097	0.964	0.964	436854	------	---	---	---	---	1.119	MT	171740	-----
FD01SP02 DS	54	3.491	2.650	1.219	1.105	0.964	0.964	------	464038	81.1	74.0	81.1	74.0	1.120	GW	195618	195618
FD01EL03	2	4.036	3.064	1.219	1.509	0.964	0.964	1558136	------	---	---	---	---	1.527	MT	195618	-----
FD01SP03 US	52	2.727	2.070	1.219	1.057	0.964	0.964	------	392205	63.4	48.0	63.4	48.0	1.059	MT	195618	195618
FD01SP03 DS	52	2.727	2.070	1.219	1.144	0.964	0.964	758714	------	---	---	---	---	1.219	--	0	-----
FD01EL04	2	4.036	3.064	1.219	1.102	0.964	0.964	------	393065	103.3	19.0	103.3	19.0	1.110	MT	218618	218618
FD01SP04 US	52	2.727	2.070	1.219	1.060	0.964	0.964	------	402373	69.8	14.0	69.8	14.0	1.065	MT	218618	218618
FD01SP04 DS	52	2.727	2.070	1.219	1.144	0.964	0.964	758714	------	---	---	---	---	1.219	--	0	-----
FD01EL05	2	4.036	3.064	1.219	1.108	0.964	0.964	409425	------	---	---	---	---	1.219	--	0	-----
FD01SP05 US	52	2.727	2.070	1.219	1.144	0.964	0.964	758714	------	---	---	---	---	1.219	--	0	-----
FD01SP05 DS	52	2.727	2.070	1.219	1.165	0.964	0.964	849006	------	---	---	---	---	1.204	MT	103975	-----
***Grouped by Line: 003-16"-FDW-03. No Sorting.																	
OUTLET 1-1-1C	31	7.306	5.547	1.000	0.880	0.769	0.769	------	175505	162.2	112.0	162.2	112.0	0.919	MT	183618	183618
FD03RD01(L/E)	18	3.272	2.484	1.219	1.040	0.964	0.964	------	267702	72.7	96.0	72.7	96.0	1.058	MT	183618	183618
FD03FD01(S/E)	18	4.091	3.106	1.000	0.970	0.769	0.769	------	568071	90.8	139.0	90.8	139.0	0.992	MT	183618	183618
FD03EL01	4	4.036	3.064	1.219	1.204	0.964	0.964	------	685605	89.6	103.0	89.6	103.0	1.226	MT	183618	183618
FD03TE01(U/S)	15	3.272	2.484	1.219	1.054	0.964	0.964	------	317066	72.7	37.0	72.7	37.0	1.072	GW	183618	183618
FD03TE01(D/S)	15	3.272	2.484	1.219	1.071	0.964	0.964	------	377008	72.7	52.0	72.7	52.0	1.089	MT	183618	183618
FD03SP01	58	2.400	1.822	1.219	1.068	0.964	0.964	------	498844	61.4	146.0	61.4	146.0	1.073	GW	218618	218618
FD03EL02	4	4.036	3.064	1.219	1.116	0.964	0.964	434357	------	---	---	---	---	1.152	MT	148782	-----
FD03SP02 US	54	3.491	2.650	1.219	1.064	0.964	0.964	------	329709	65.5	118.0	65.5	118.0	1.095	GW	148782	148782
FD03SP02 DS	54	3.491	2.650	1.219	1.062	0.964	0.964	------	324035	51.8	109.0	51.8	109.0	1.107	MT	114614	114614
FD03EL03	1	3.600	2.733	1.219	1.432	0.964	0.964	------	1499843	83.7	38.0	83.7	38.0	1.448	MT	195618	195618
FD03SP03	51	2.400	1.822	1.219	1.167	0.964	0.964	------	975741	35.6	82.0	35.6	82.0	1.198	MT	114614	114614
FD03EL04	4	4.036	3.064	1.219	1.405	0.964	0.964	------	1260810	93.8	91.0	93.8	91.0	1.423	MT	195618	195618
FD03SP04 US	54	3.491	2.650	1.219	1.053	0.964	0.964	------	292146	81.1	33.0	81.1	33.0	1.088	MT	195618	195618
FD03SP04 DS	54	3.491	2.650	1.219	1.058	0.964	0.964	------	309875	65.5	130.0	65.5	130.0	1.089	MT	148782	148782
FD03EL05	2	4.036	3.064	1.219	1.235	0.964	0.964	------	774567	75.7	48.0	75.7	48.0	1.271	MT	148782	148782
FD03SP05	52	2.727	2.070	1.219	1.052	0.964	0.964	------	370134	51.2	33.0	51.2	33.0	1.076	MT	148782	148782
FD03EL06	4	4.036	3.064	1.219	1.442	0.964	0.964	------	1366361	75.7	96.0	75.7	96.0	1.478	MT	148782	148782
FD03SP06	54	3.491	2.650	1.219	0.973	0.964	0.964	------	28898	65.5	144.0	65.5	144.0	1.004	MT	148782	148782
FD03EL07	2	4.036	3.064	1.219	1.511	0.964	0.964	1563290	------	---	---	---	---	1.533	MT	183618	-----
FD03SP07 US	52	2.727	2.070	1.219	1.153	0.964	0.964	------	799092	60.5	69.0	60.5	69.0	1.168	GW	183618	183618
FD03SP07 DS	52	2.727	2.070	1.219	1.043	0.964	0.964	333198	------	---	---	---	---	1.074	MT	125911	-----
***Grouped by Line: 002-16"-FDW-02. No Sorting.																	
OUTLET P-1-1B	31	7.306	5.547	1.000	0.830	0.769	0.769	------	96538	162.2	199.0	162.2	199.0	0.869	MT	183618	183618
FD02RD01(L/E)	18	3.272	2.484	1.219	1.019	0.964	0.964	------	193964	72.7	10.0	72.7	10.0	1.026	MT	218618	183618
FD02FD01(S/E)	18	4.091	3.106	1.000	1.044	0.769	0.769	------	776381	90.6	8.0	90.8	8.0	1.052	MT	218618	183618
FD02EL01	4	4.036	3.064	1.219	1.179	0.964	0.964	613201	------	---	---	---	---	1.187	MT	218618	-----
FD02TE01(U/S)	15	3.272	2.484	1.219	1.079	0.964	0.964	------	405523	61.4	12.0	61.4	12.0	1.086	MT	218618	148782
FD02TE01(D/S)	15	3.272	2.484	1.219	0.979	0.964	0.964	------	52925	61.4	12.0	61.4	12.0	0.986	MT	218618	148782
FD02SP01	58	2.400	1.822	1.219	1.153	0.964	0.964	905575	------	---	---	---	---	1.219	--	0	-----
FD02EL02	4	4.036	3.064	1.219	1.102	0.964	0.964	------	393996	89.6	132.0	89.6	132.0	1.124	MT	183618	183618
FD02SP02 US	54	3.491	2.650	1.219	1.046	0.964	0.964	------	270230	77.5	39.0	77.5	39.0	1.065	MT	183618	183618
FD02SP02 DS	54	3.491	2.650	1.219	1.076	0.964	0.964	------	202063	56.9	30.0	56.9	30.0	1.065	MT	125911	125911

30

FD0[illegible]	3	4.036	3.064	1.219	1.402	0.964	0.964	------	1252126	65.8	100.0	65.8	100.0	1.148	MT	125911	125911
FD0[illegible] US	52	2.727	2.070	1.219	1.050	0.964	0.964	------	405128	44.4	7.0	44.4	7.0	1.091	MT	125911	125911
FD0[illegible] DS	52	2.727	2.070	1.219	1.144	0.964	0.964	758714	------	---	---	---	---	1.219	--	0	-----
FD0[illegible]4	2	4.036	3.064	1.219	1.108	0.964	0.964	409425	------	---	---	---	---	1.219	--	0	-----
FD0[illegible]04 US	52	2.727	2.070	1.219	1.144	0.964	0.964	758714	------	---	---	---	---	1.219	--	0	-----
FD0[illegible]04 DS	52	2.727	2.070	1.219	1.139	0.964	0.964	------	740592	53.7	100.0	53.7	100.0	1.161	GW	160352	160352
FD0[illegible]	2	4.036	3.064	1.219	1.387	0.964	0.964	1208492	------	---	---	---	---	1.419	MT	160352	-----
FD0[illegible] US	52	2.727	2.070	1.219	1.162	0.964	0.964	------	837903	53.7	93.0	53.7	93.0	1.164	GW	160352	160352
FD0[illegible]05 DS	52	2.727	2.070	1.219	1.044	0.964	0.964	------	336284	51.2	95.0	51.2	95.0	1.068	MT	148782	148782

Notes:
[1] Predictions are based on last Tmeas to analysis ending period.
[2] Predictions are for the time of last inspection (last known meas. wear).
[3] GW = Tmeas is minimum thickness from Band, Blanket or Area Method of greatest wear.
MT = Tmeas is component minimum thickness.
TW = Tmeas is Tinit - predicted wear.
US - Tmeas is user specified.
[4] If no Tmeas has been determined from measured data, then Tmeas = Tinit and Time = current component installation time.
Tmeas is used to determine Predicted Thickness and Component Predicted Time to Tcrit.

31

Comparison of Thickness Predictions

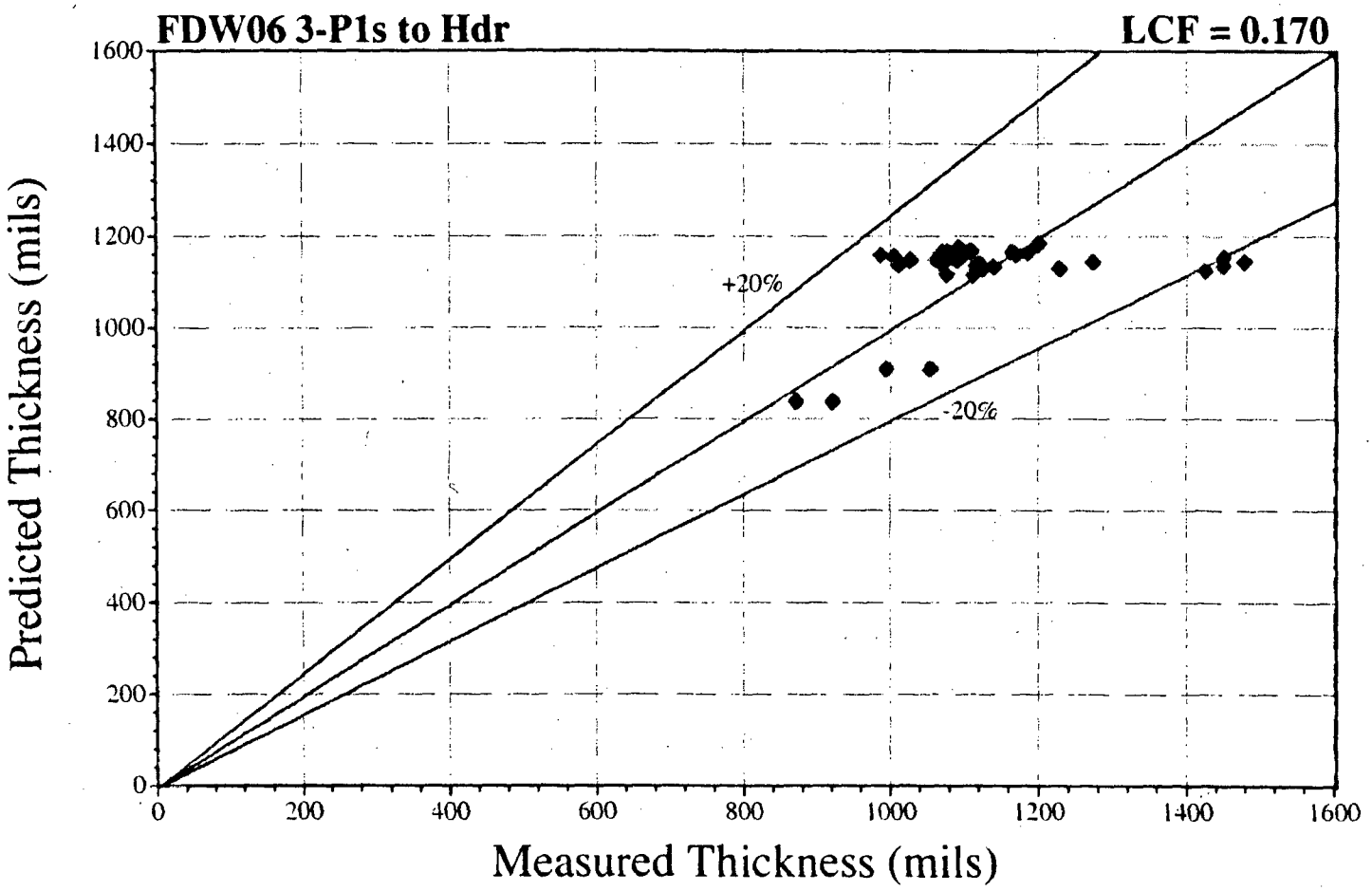

◆ Current Component

Company: Vermont Yankee Nuclear Power Corporation Report Date: 27-SEP-2006 Time: 12:46:47
Plant: Vermont Yankee Analysis Date: 27-SEP-2006 Time: 12:40:33
Unit: CHECKWORKS FAC Version 1.0F (Build 52)
DB Name: VY

*** Wear Rate Analysis: Wear Predictions Report ***

Run Name: FD906 3-Pls to Hdr
Ending Period: CYCLE 25
Total Plant Operating Hours: 241618 Duty Factor (Global): 1.000
NPA Data Option: Ignore NPA Exclude Measure Wear: No
Line Correction Factor: 0.170

Component Name	Total Lifetime Wear (mils) Prd.[1]	Meas.	In-Service Cmp. Wear (mils) Prd.[1]	Meas.	In-Service Cmp. Tmeas (in)[3]	Method[2]	Time (hrs)[3]	In-Service Cmp. Thickness(mils)[4] Tp	Tm	Incremental Wear(mils)[5] PRWEAR	Time(hrs) Last Inspected
===>Grouped by Line: 001-16"-FDW-01, No Sorting.											
FD01EL01	103.3	79.0	103.3	79.0	1.074	MT	218618	1115.7	1074.0	8.0	218618
FD01TE05(U/S)	83.7	122.0	83.7	122.0	1.114	MT	218618	1135.3	1114.0	6.5	218618
FD01TE05(D/S)	83.7	133.0	83.7	133.0	1.010	MT	218618	1135.3	1010.0	6.5	218618
FD01EL02	85.4	88.0	85.4	88.0	1.138	MT	171740	1133.6	1138.0	25.9	171740
FD01SP02 DS	81.1	74.0	81.1	74.0	1.120	GW	195618	1137.9	1120.0	15.2	195618
FD01SP03 US	63.4	48.0	63.4	48.0	1.069	MT	195618	1155.6	1069.0	11.8	195618
FD01EL04	103.3	19.0	103.3	19.0	1.110	MT	218618	1115.7	1110.0	8.0	218618
FD01SP04 US	69.8	14.0	69.8	14.0	1.065	MT	218618	1149.2	1065.0	5.4	218618
===>Grouped by Line: 003-16"-FDW-03, No Sorting.											
OUTLET P-1-1C	162.2	112.0	162.2	112.0	0.919	MT	183618	837.8	919.0	39.3	183618
FD03RD01(L/E)	72.7	96.0	72.7	96.0	1.058	MT	183618	1146.3	1058.0	17.6	183618
FD03RD01(S/E)	90.8	139.0	90.8	139.0	0.992	MT	183618	909.2	992.0	22.0	183618
FD03EL01	89.6	103.0	89.6	103.0	1.226	MT	183618	1129.4	1226.0	21.7	183618
FD03TE01(U/S)	72.7	37.0	72.7	37.0	1.072	GW	183618	1146.3	1072.0	17.6	183618
FD03TE01(D/S)	72.7	52.0	72.7	52.0	1.089	MT	183618	1146.3	1089.0	17.6	183618
FD03SP01	61.4	146.0	61.4	146.0	1.073	GW	218618	1157.6	1073.0	4.8	218618
FD03SP02 US	65.5	118.0	65.5	118.0	1.095	GW	148782	1153.5	1095.0	30.8	148782
FD03SP02 DS	51.8	109.0	51.8	109.0	1.107	MT	114614	1167.2	1107.0	44.5	114614
FD03EL03	83.7	38.0	83.7	38.0	1.448	MT	195618	1135.3	1448.0	15.6	195618
FD03SP03	35.6	82.0	35.6	82.0	1.198	MT	114614	1183.4	1198.0	30.6	114614
FD03EL04	93.8	91.0	93.8	91.0	1.423	MT	195618	1125.2	1423.0	17.5	195618
FD03SP04 US	81.1	33.0	81.1	33.0	1.068	MT	195618	1137.9	1068.0	15.2	195618
FD03SP04 DS	65.5	130.0	65.5	130.0	1.089	MT	148782	1153.5	1089.0	30.8	148782
FD03EL05	75.7	48.0	75.7	48.0	1.271	MT	148782	1143.3	1271.0	35.6	148782
FD03SP05	51.2	33.0	51.2	33.0	1.076	MT	148782	1167.8	1076.0	24.1	148782
FD03EL06	75.7	96.0	75.7	96.0	1.478	MT	148782	1143.3	1478.0	35.6	148782
FD03SP06	65.5	144.0	65.5	144.0	1.004	MT	148782	1153.5	1004.0	30.8	148782
FD03SP07 US	60.5	69.0	60.5	69.0	1.168	GW	183618	1158.5	1168.0	14.7	183618
===>Grouped by Line: 002-16"-FDW-02, No Sorting.											
OUTLET P-1-1B	162.2	199.0	162.2	199.0	0.869	MT	183618	837.8	869.0	39.3	183618
FD02RD01(L/E)	72.7	10.0	72.7	10.0	1.026	MT	218618	1146.3	1026.0	6.5	183618
FD02RD01(S/E)	90.8	8.0	90.8	8.0	1.052	MT	218618	909.2	1052.0	8.2	183618
FD02TE01(U/S)	61.4	12.0	61.4	12.0	1.086	MT	218618	1157.6	1086.0	6.5	148782
FD02TE01(D/S)	61.4	12.0	61.4	12.0	0.986	MT	218618	1157.6	986.0	6.5	148782
FD02EL02	89.6	132.0	89.6	132.0	1.124	MT	183618	1129.4	1124.0	21.7	183618
FD02SP02 US	77.5	39.0	77.5	39.0	1.065	MT	183618	1141.5	1065.0	18.8	183618
FD02SP02 DS	56.9	30.0	56.9	30.0	1.065	MT	125911	1162.1	1065.0	39.4	125911
FD02EL03	65.8	100.0	65.8	100.0	1.448	MT	125911	1153.2	1448.0	45.6	125911
FD02SP03 US	44.4	7.0	44.4	7.0	1.091	MT	125911	1174.6	1091.0	30.8	125911
FD02SP04 DS	53.7	100.0	53.7	100.0	1.161	GW	160352	1165.3	1161.0	21.5	160352
FD02SP05 US	53.7	93.0	53.7	93.0	1.184	GW	160352	1165.3	1184.0	21.5	160352
FD02SP05 DS	51.2	95.0	51.2	95.0	1.068	MT	148782	1167.8	1068.0	24.1	148782

Notes:
[1] Predictions are for the time of last inspection (last known meas. wear).
[2] GW = Tmeas is minimum thickness from Band, Blanket or Area Method of greatest wear.
MT = Tmeas is component minimum thickness.
PW = Tmeas is Tinit - predicted wear.
US = Tmeas is user specified.
[3] If no Tmeas has been determined from measured data, then Tmeas = Tinit and Time = current component installation time.
Tmeas is used to determine Predicted Thickness and Component Predicted Time to Tcrit.
[4] These two values are used for thickness plot.
Tp = Predicted thickness at Tmeas.
Tm = Last measured thickness (Tmeas).
[5] PRWEAR = Incremental wear from last Tmeas time to analysis ending period.

Company: Vermont Yankee Nuclear Power Corporation Report Date: 27-SEP-2006 Time: 12:46:28
Plant: Vermont Yankee Analysis Date: 27-SEP-2006 Time: 12:40:33
Unit: CHECKWORKS FAC Version 1.0F (Build 52)
DB Name: VY

*** Wear Rate Analysis: Combined Rankings for Inspection ***

Run Name: FDW06 3-Pls to Hdr
Ending Period: CYCLE 25
Total Plant Operating Hours: 241618 Duty Factor (Global): 1.000
WRA Data Option: Ignore NFA Exclude Measure Wear: No
Line Correction Factor: 0.170

Component Name	Geometry Code	Average Wear Rate (mils/year)	Component Predicted Time to Tcrit (hrs) Non-Inspected	Inspected
FD03EL03	1	3.600	------	1499843
FD03EL04	4	4.036	------	1260810
FD02RD01(S/E)	18	4.091	------	776381
FD02SP02 US	54	3.491	------	270230
OUTLET P-1-1C	31	7.306	------	175505
OUTLET P-1-1A	31	7.306	47266	------
FD03SP06	54	3.491	------	28898
OUTLET P-1-1B	31	7.306	------	96538
FD02TE01(D/S)	15	3.272	------	52225
FD03RD01(S/E)	18	4.091	------	568071
FD01TE05(D/S)	15	3.272	------	137548
FD01RD01(S/E)	18	4.091	364620	------
FD01EL01	4	4.036	------	290144
FD02RD01(L/E)	18	3.272	------	193964
FD02SP02 DS	54	3.491	------	202067
FD03EL05	2	4.036	1208492	------
FD01RD01(L/E)	18	3.272	211594	------
FD02EL04	2	4.036	409425	------
FD03RD01(L/E)	18	3.272	------	267702
FD01EL02	4	4.036	------	422143
FD03EL07	2	4.036	1563290	------
FD03EL05	2	4.036	------	774567
FD03SP04 US	54	3.491	------	292146
FD01EL03	2	4.036	1558136	------
FD03SP04 DS	54	3.491	------	309875
FD02EL01	4	4.036	613201	------
FD03TE01(D/S)	15	3.272	------	317066
FD03EL01	4	4.036	------	685605
FD03SP02 DS	54	3.491	------	324035
FD01EL05	2	4.036	409425	------
FD03SP02 US	54	3.491	------	329709
FD02EL02	4	4.036	------	393996
FD03SP07 DS	52	2.727	333198	------
FD03EL02	4	4.036	434357	------
FD02SP05 DS	52	2.727	------	336284
FD03EL06	4	4.036	------	1366361
FD02EL03	2	4.036	------	1252120
FD03SP05	52	2.727	------	370134
FD01EL04	2	4.036	------	393065
FD03TE01(D/S)	15	3.272	------	377008
FD01SP03 US	52	2.727	------	392205
FD01SP02 DS	54	3.491	------	464038
FD01SP04 US	52	2.727	------	402373
FD01SP02 US	54	3.491	436854	------
FD02SP03 US	52	2.727	------	405128
FD02TE01(U/S)	15	3.272	------	405523
FD03SP01	58	2.400	------	498844
FD01TE05(U/S)	15	3.272	------	504251
FD02SP04 DS	52	2.727	------	740592
FD01SP05 US	52	2.727	758714	------
FD02SP04 US	52	2.727	758714	------
FD01SP03 DS	52	2.727	758714	------
FD01SP04 DS	52	2.727	758714	------
FD03SP03 DS	52	2.727	758714	------
FD03SP07 US	52	2.727	------	799092
FD01SP05 DS	52	2.727	849006	------
FD02SP05 US	52	2.727	------	837909
FD01SP01	59	2.400	905575	------
FD02SP01	58	2.400	905575	------
FD03SP03	51	2.400	------	975741

Company: Vermont Yankee Nuclear Power Corporation Report Date: 27-SEP-2006 Time: 12:45:39
Plant: Vermont Yankee Analysis Date: 27-SEP-2006 Time: 12:40:32
Unit: CHECKWORKS FAC Version 1.0F (Build 52)
DB Name: VY

*** Wear Rate Analysis: Thickness/Service Time Report ***

Run Name: FDW06 2-Pls to Hdr
Ending Period: CYCLE 25
Total Plant Operating Hours: 241618 Duty Factor (Global): 1.000
NFA Data Option: Ignore NFA Exclude Measure Wear: No
Line Correction Factor: 0.170

Component Name	Thickness (in) Init.	Prd.[1]	Thcop	Tcrit	Component Predicted[1] Time to Tcrit (hrs) Non-Inspected	Inspected	Component Actual Service Time (hrs)
===>Grouped by Line: 001-16"-FDW-01, No Sorting.							
OUTLET P-1-1A	1.000	0.798	0.769	0.769	47266	------	241618
FD01RD01(L/E)	1.219	1.024	0.964	0.964	211594	------	241618
FD01RD01(S/E)	1.000	0.898	0.769	0.769	364620	------	241618
FD01EL01	1.219	1.066	0.964	0.964	------	290144	241618
FD01TE05(U/S)	1.219	1.107	0.964	0.964	------	504251	241618
FD01TE05(D/S)	1.219	1.003	0.964	0.964	------	137548	241618
FD01SP01	1.219	1.153	0.964	0.964	905575	------	241618
FD01EL02	1.219	1.112	0.964	0.964	------	422143	241618
FD01SP02 US	1.219	1.097	0.964	0.964	436854	------	241618
FD01SP02 DS	1.219	1.105	0.964	0.964	------	464038	241618
FD01EL03	1.219	1.509	0.964	0.964	1558136	------	241618
FD01SP03 US	1.219	1.057	0.964	0.964	------	392205	241618
FD01SP03 DS	1.219	1.144	0.964	0.964	758714	------	241618
FD01EL04	1.219	1.102	0.964	0.964	------	393065	241618
FD01SP04 US	1.219	1.060	0.964	0.964	------	402373	241618
FD01SP04 DS	1.219	1.144	0.964	0.964	758714	------	241618
FD01EL05	1.219	1.108	0.964	0.964	409425	------	241618
FD01SP05 US	1.219	1.144	0.964	0.964	758714	------	241618
FD01SP05 DS	1.219	1.165	0.964	0.964	849006	------	241618
===>Grouped by Line: 003-16"-FDW-03, No Sorting.							
OUTLET P-1-1C	1.000	0.880	0.769	0.769	------	175505	241618
FD03RD01(L/E)	1.219	1.040	0.964	0.964	------	267702	241618
FD03RD01(S/E)	1.000	0.970	0.769	0.769	------	568071	241618
FD03EL01	1.219	1.204	0.964	0.964	------	685605	241618
FD03TE01(U/S)	1.219	1.054	0.964	0.964	------	317066	241618
FD03TE01(D/S)	1.219	1.071	0.964	0.964	------	377008	241618
FD03SP01	1.219	1.068	0.964	0.964	------	498844	241618
FD02EL02	1.219	1.116	0.964	0.964	434357	------	241618
FD03SP02 US	1.219	1.064	0.964	0.964	------	329709	241618
FD03SP02 DS	1.219	1.062	0.964	0.964	------	324035	241618
FD03EL03	1.219	1.432	0.964	0.964	------	1499843	241618
FD03SP03	1.219	1.167	0.964	0.964	------	975741	241618
FD03EL04	1.219	1.405	0.964	0.964	------	1260810	241618
FD03SP04 US	1.219	1.053	0.964	0.964	------	292146	241618
FD03SP04 DS	1.219	1.058	0.964	0.964	------	309875	241618
FD03EL05	1.219	1.235	0.964	0.964	------	774567	241618
FD03SP05	1.219	1.052	0.964	0.964	------	370134	241618
FD03EL06	1.219	1.442	0.964	0.964	------	1366361	241618
FD03SP06	1.219	0.973	0.964	0.964	------	28898	241618
FD03EL07	1.219	1.511	0.964	0.964	1563290	------	241618
FD03SP07 US	1.219	1.153	0.964	0.964	------	799092	241618
FD03SP07 DS	1.219	1.043	0.964	0.964	333198	------	241618
===>Grouped by Line: 002-16"-FDW-02, No Sorting.							
OUTLET P-1-1B	1.000	0.830	0.769	0.769	------	96538	241618
FD02RD01(L/E)	1.219	1.019	0.964	0.964	------	193964	241618
FD02RD01(S/E)	1.000	1.044	0.769	0.769	------	776381	241618
FD02EL01	1.219	1.179	0.964	0.964	613201	------	241618
FD02TE01(U/S)	1.219	1.079	0.964	0.964	------	405523	241618
FD02TE01(D/S)	1.219	0.979	0.964	0.964	------	52925	241618
FD02SP01	1.219	1.153	0.964	0.964	905575	------	241618
FD02EL02	1.219	1.102	0.964	0.964	------	393996	241618
FD02SP02 US	1.219	1.046	0.964	0.964	------	270230	241618
FD02SP02 DS	1.219	1.026	0.964	0.964	------	202067	241618
FD02EL03	1.219	1.402	0.964	0.964	------	1252120	241618
FD02SP03 US	1.219	1.060	0.964	0.964	------	405128	241618
FD02SP03 DS	1.219	1.144	0.964	0.964	758714	------	241618
FD02EL04	1.219	1.108	0.964	0.964	409425	------	241618
FD02SP04 US	1.219	1.144	0.964	0.964	758714	------	241618
FD02SP04 DS	1.219	1.139	0.964	0.964	------	740592	241618
FD02EL05	1.219	1.387	0.964	0.964	1208492	------	241618
FD02SP05 US	1.219	1.162	0.964	0.964	------	832909	241618
FD02SP05 DS	1.219	1.044	0.964	0.964	------	336284	241618

Note:
[1] Predictions are based on last Tmeas to analysis ending period.

Company: Vermont Yankee Nuclear Power Corporation Report Date: 27-SEP-2006 Time: 12:44:53
Plant: Vermont Yankee Analysis Date: 27-SEP-2006 Time: 12:40:33
Unit: CHECWORKS FAC Version 1.0F (Build 52)
DB Name: VY

*** Wear Rate Analysis: Inspection History Report ***

Run Name: FDW06 3-Fls no Hdr
Ending Period: CYCLE 25
Total Plant Operating Hours: 241618 Duty Factor (Global): 1.000
NPA Data Option: Ignore NPA Exclude Measure Wear: No
Line Correction Factor: 0.170

Component Name	Geom. Code	Material No.	Cr. (%)	Cu. (%)	Mo. (%)	Sigma (psi)	Time (hrs) Last Inspected	Replaced	Analysis Option	Measured Wear (mils)
====Grouped by Line: 001-16"-FDW-01, No Sorting.										
OUTLET P-1-1A	31	5	0.00	0.00	0.00	15000	-----	-----		---
FD01RD01(L/E)	18	21	0.00	0.00	0.00	15000	-----	-----	Excl LCF	---
FD01RD01(S/E)	18	21	0.00	0.00	0.00	15000	-----	-----	Excl LCF	---
FD01EL01	4	21	0.00	0.00	0.00	15000	218618	-----		79
FD01TE05(U/S)	15	5	0.00	0.00	0.00	15000	218618	-----		121
FD01TE05(D/S)	15	5	0.00	0.00	0.00	15000	218618	-----		133
FD01SP01	58	5	0.00	0.00	0.00	15000	-----	-----		---
FD01EL02	4	21	0.00	0.00	0.00	15000	171740	-----		88
FD01SP02 US	54	5	0.00	0.00	0.00	15000	-----	-----	Excl LCF	---
FD01SP02 DS	54	5	0.00	0.00	0.00	15000	195618	-----		73
FD01EL03	2	21	0.00	0.00	0.00	15000	-----	-----	Excl LCF	---
FD01SP03 US	52	5	0.00	0.00	0.00	15000	195618	-----		48
FD01SP03 DS	52	5	0.00	0.00	0.00	15000	-----	-----		---
FD01EL04	2	21	0.00	0.00	0.00	15000	218618	-----		19
FD01SP04 US	52	5	0.00	0.00	0.00	15000	218618	-----		14
FD01SP04 DS	52	5	0.00	0.00	0.00	15000	-----	-----		---
FD01EL05	2	21	0.00	0.00	0.00	15000	-----	-----		---
FD01SP05 US	52	5	0.00	0.00	0.00	15000	-----	-----		---
FD01SP05 DS	52	5	0.00	0.00	0.00	15000	-----	-----		---
====Grouped by Line: 003-16"-FDW-03, No Sorting.										
OUTLET P-1-1C	31	5	0.00	0.00	0.00	15000	183618	-----		112
FD03RD01(L/E)	18	21	0.00	0.00	0.00	15000	183618	-----		96
FD03RD01(S/E)	18	21	0.00	0.00	0.00	15000	183618	-----		139
FD03EL01	4	21	0.00	0.00	0.00	15000	183618	-----		103
FD03TE01(U/S)	15	5	0.00	0.00	0.00	15000	183618	-----		37
FD03TE01(D/S)	15	5	0.00	0.00	0.00	15000	183618	-----		52
FD03SP01	58	5	0.00	0.00	0.00	15000	218618	-----		146
FD03EL02	4	21	0.00	0.00	0.00	15000	-----	-----		---
FD03SP02 US	54	5	0.00	0.00	0.00	15000	148782	-----		117
FD03SP02 DS	54	5	0.00	0.00	0.00	15000	114614	-----		109
FD03EL03	1	21	0.00	0.00	0.00	15000	195618	-----		38
FD03SP03	51	5	0.00	0.00	0.00	15000	114614	-----		82
FD03EL04	4	21	0.00	0.00	0.00	15000	195618	-----		91
FD03SP04 US	54	5	0.00	0.00	0.00	15000	195618	-----		33
FD03SP04 DS	54	5	0.00	0.00	0.00	15000	148782	-----		129
FD03EL05	2	21	0.00	0.00	0.00	15000	148782	-----		48
FD03SP05	52	5	0.00	0.00	0.00	15000	148782	-----		33
FD03EL06	4	21	0.00	0.00	0.00	15000	148782	-----		96
FD03SP06	54	5	0.00	0.00	0.00	15000	148782	-----		144
FD03EL07	2	21	0.00	0.00	0.00	15000	-----	-----		---
FD03SP07 US	52	5	0.00	0.00	0.00	15000	183618	-----		69
FD03SP07 DS	52	5	0.00	0.00	0.00	15000	-----	-----		---
====Grouped by Line: 002-16"-FDW-02, No Sorting.										
OUTLET P-1-1B	31	5	0.00	0.00	0.00	15000	183618	-----		198
FD02RD01(L/E)	18	21	0.00	0.00	0.00	15000	183618	-----		10
FD02RD01(S/E)	18	21	0.00	0.00	0.00	15000	183618	-----		8
FD02EL01	4	21	0.00	0.00	0.00	15000	-----	-----	Excl LCF	---
FD02TE01(U/S)	15	5	0.00	0.00	0.00	15000	148782	-----		12
FD02TE01(D/S)	15	5	0.00	0.00	0.00	15000	148782	-----		12
FD02SP01	58	5	0.00	0.00	0.00	15000	-----	-----		---
FD02EL02	4	21	0.00	0.00	0.00	15000	183618	-----		132
FD02SP02 US	54	5	0.00	0.00	0.00	15000	183618	-----		39
FD02SP02 DS	54	5	0.00	0.00	0.00	15000	125911	-----		39
FD02EL03	2	21	0.00	0.00	0.00	15000	125911	-----		100
FD02SP03 US	52	5	0.00	0.00	0.00	15000	125911	-----		6
FD02SP03 DS	52	5	0.00	0.00	0.00	15000	-----	-----		---
FD02EL04	2	21	0.00	0.00	0.00	15000	-----	-----		---
FD02SP04 US	52	5	0.00	0.00	0.00	15000	-----	-----		---
FD02SP04 DS	52	5	0.00	0.00	0.00	15000	160352	-----		180
FD02EL05	2	21	0.00	0.00	0.00	15000	-----	-----		---
FD02SP05 US	52	5	0.00	0.00	0.00	15000	160352	-----		93
FD02SP05 DS	52	5	0.00	0.00	0.00	15000	148782	-----		95

Company: Vermont Yankee Nuclear Power Corporation Report Date: 27-SEP-2006 Time: 12:41:44
Plant: Vermont Yankee Analysis Date: 27-SEP-2006 Time: 12:40:33
Unit: CHECKWORKS FAC Version 1.0F (Build 52)
DB Name: VY

*** Wear Rate Analysis: Wear Rates/Input Data Report ***

Run Name: FDW06 3-Pls to Hdr
Ending Period: CYCLE 25
Total Plant Operating Hours: 241618 Duty Factor (Global): 1.000
NPA Data Option: Ignore NPA Exclude Measure Wear: No
Line Correction Factor: 0.100

Component Name	Geom. Code	Average Wear Rate (mils/year)	Current Wear Rate (mils/year)	Temp. (F)	Velocity (ft/s)	Steam Quality	Diameter (in)
===>Grouped by Line: 001-16"-FDW-01. No Sorting.							
OUTLET P-1-1A	31	7.306	5.547	296.9	24.599	0.000	12.750
FD01RD01(L/E)	18	3.272	2.484	296.9	15.456	0.000	16.000
FD01RD01(S/E)	18	4.091	3.106	296.9	24.599	0.000	12.750
FD01EL01	4	4.036	3.064	296.9	15.456	0.000	16.000
FD01TE05(U/S)	15	3.272	2.484	296.9	15.456	0.000	16.000
FD01TE05(D/S)	15	3.272	2.484	296.9	15.456	0.000	16.000
FD01SP01	58	2.400	1.822	296.9	15.456	0.000	16.000
FD01EL02	4	4.036	3.064	296.9	15.456	0.000	16.000
FD01SP02 US	54	3.491	2.650	296.9	15.456	0.000	16.000
FD01SP02 DS	54	3.491	2.650	296.9	15.456	0.000	16.000
FD01EL03	2	4.036	3.064	296.9	15.456	0.000	16.000
FD01SP03 US	52	2.727	2.070	296.9	15.456	0.000	16.000
FD01SP03 DS	52	2.727	2.070	296.9	15.456	0.000	16.000
FD01EL04	2	4.036	3.064	296.9	15.456	0.000	16.000
FD01SP04 US	52	2.727	2.070	296.9	15.456	0.000	16.000
FD01SP04 DS	52	2.727	2.070	296.9	15.456	0.000	16.000
FD01EL05	2	4.036	3.064	296.9	15.456	0.000	16.000
FD01SP05 US	52	2.727	2.070	296.9	15.456	0.000	16.000
FD01SP05 DS	52	2.727	2.070	296.9	15.456	0.000	16.000
===>Grouped by Line: 003-16"-FDW-03. No Sorting.							
OUTLET P-1-1C	31	7.306	5.547	296.9	24.599	0.000	12.750
FD03RD01(L/E)	18	3.272	2.484	296.9	15.456	0.000	16.000
FD03RD01(S/E)	18	4.091	3.106	296.9	24.599	0.000	12.750
FD03EL01	4	4.036	3.064	296.9	15.456	0.000	16.000
FD03TE01(U/S)	15	3.272	2.484	296.9	15.456	0.000	16.000
FD03TE01(D/S)	15	3.272	2.484	296.9	15.456	0.000	16.000
FD03SP01	58	2.400	1.822	296.9	15.456	0.000	16.000
FD03EL02	4	4.036	3.064	296.9	15.456	0.000	16.000
FD03SP02 US	54	3.491	2.650	296.9	15.456	0.000	16.000
FD03SP02 DS	54	3.491	2.650	296.9	15.456	0.000	16.000
FD03EL03	1	3.600	2.733	296.9	15.456	0.000	16.000
FD03SP03	51	2.400	1.822	296.9	15.456	0.000	16.000
FD03EL04	4	4.036	3.064	296.9	15.456	0.000	16.000
FD03SP04 US	54	3.491	2.650	296.9	15.456	0.000	16.000
FD03SP04 DS	54	3.491	2.650	296.9	15.456	0.000	16.000
FD03EL05	2	4.036	3.064	296.9	15.456	0.000	16.000
FD03SP05	52	2.727	2.070	296.9	15.456	0.000	16.000
FD03EL06	4	4.036	3.064	296.9	15.456	0.000	16.000
FD03SP06	54	3.491	2.650	296.9	15.456	0.000	16.000
FD03EL07	2	4.036	3.064	296.9	15.456	0.000	16.000
FD03SP07 US	52	2.727	2.070	296.9	15.456	0.000	16.000
FD03SP07 DS	52	2.727	2.070	296.9	15.456	0.000	16.000
===>Grouped by Line: 002-16"-FDW-02. No Sorting.							
OUTLET P-1-1B	31	7.306	5.547	296.9	24.599	0.000	12.750
FD02RD01(L/E)	18	3.272	2.484	296.9	15.456	0.000	16.000
FD02RD01(S/E)	18	4.091	3.106	296.9	24.599	0.000	12.750
FD02EL01	4	4.036	3.064	296.9	15.456	0.000	16.000
FD02TE01(U/S)	15	3.272	2.484	296.9	15.456	0.000	16.000
FD02TE01(D/S)	15	3.272	2.484	296.9	15.456	0.000	16.000
FD02SP01	58	2.400	1.822	296.9	15.456	0.000	16.000
FD02EL02	4	4.036	3.064	296.9	15.456	0.000	16.000
FD02SP02 US	54	3.491	2.650	296.9	15.456	0.000	16.000
FD02SP02 DS	54	3.491	2.650	296.9	15.456	0.000	16.000
FD02EL03	2	4.036	3.064	296.9	15.456	0.000	16.000
FD02SP03 US	52	2.727	2.070	296.9	15.456	0.000	16.000
FD02SP03 DS	52	2.727	2.070	296.9	15.456	0.000	16.000
FD02EL04	2	4.036	3.064	296.9	15.456	0.000	16.000
FD02SP04 US	52	2.727	2.070	296.9	15.456	0.000	16.000
FD02SP04 DS	52	2.727	2.070	296.9	15.456	0.000	16.000
FD02EL05	2	4.036	3.064	296.9	15.456	0.000	16.000
FD02SP05 US	52	2.727	2.070	296.9	15.456	0.000	16.000
FD02SP05 DS	52	2.727	2.070	296.9	15.456	0.000	16.000

Tpred/Tcrit Ratio Plot

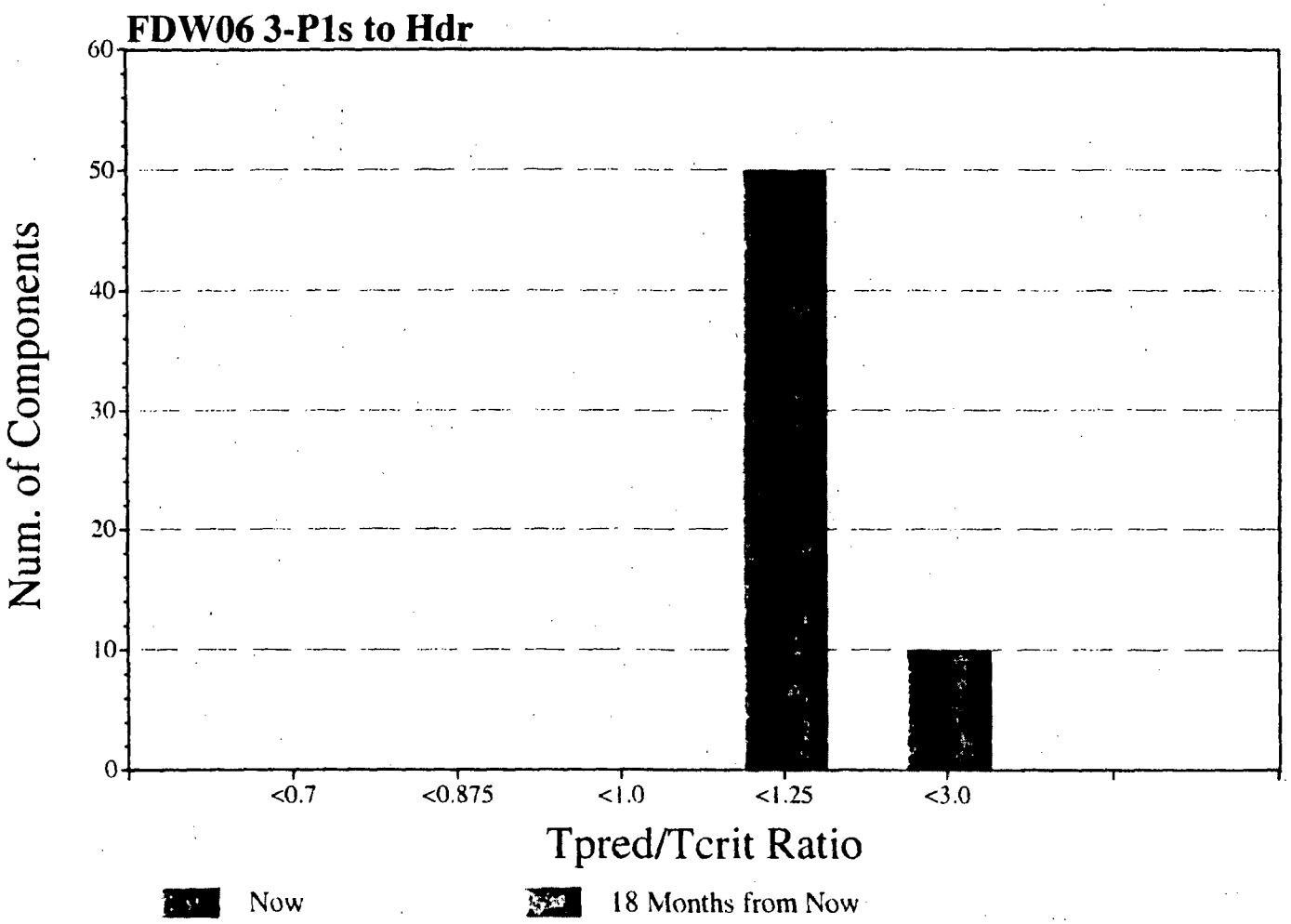

Cumulative % of Comp. Time to Tcrit

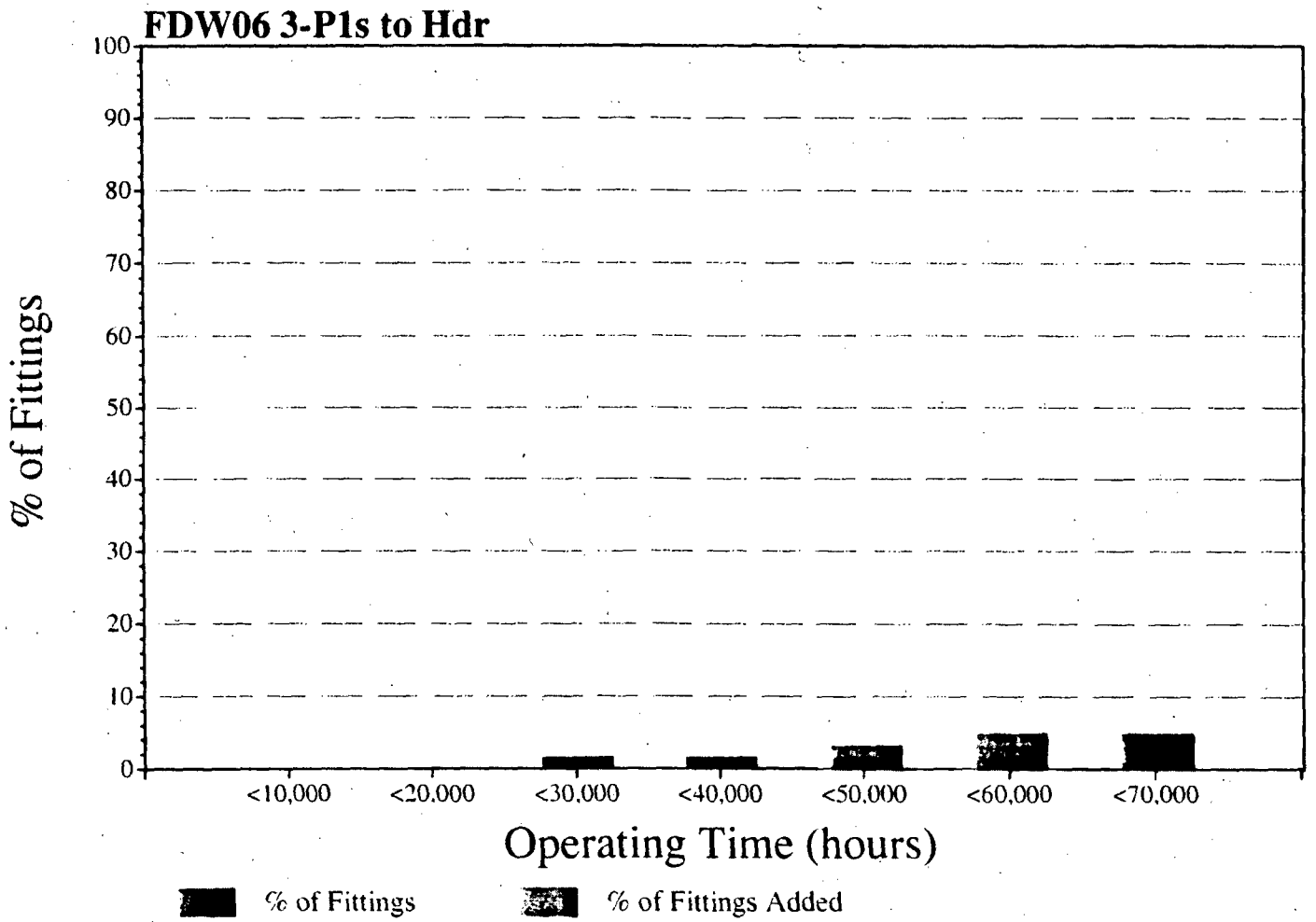

Flow Accelerated Corrosion (FAC)

File Edit Analysis Tasks Preferences Window Help

Run Name: FDW 2006 Hdr to E2s

Run Title: Feedwater Header to E2A and E2B

Ending Period: CYCLE 25

Total Oper. Hrs.: 241618.44

Duty Factor: 1.000

Analysis Options

- Ignore NFA Results
- NFA Results 1st Priority
- User Input 1st Priority
- Do Not Use Measured Wear

Database Lines

001-16"-FDW-01
002-16"-FDW-02
003-16"-FDW-03
007-18"-FDW-12
008-16"-FDW-14
008-18"-FDW-14
009-16"-FDW-14
009-16"-FDW-16

Add >

>>

Remove <

<<

Lines to Analyze

004-24"-FDW-01
005-18"-FDW-07
006-18"-FDW-07
011-18"-FDW-08
012-18"-FDW-08

Run Definitions

3rd Pt High Level
4th Pt Extract Steam
4th Pt Heater Drain
4th Pt High Level
5th Pt Extract Steam
5th Pt Heater Drains
Cond LP Htr Bypass
Cond Minimum Flow
Condensate
FDW 2006 E1s to Rx
FDW 2006 Hdr to E2s
FDW06 2 P1s to Hdr.
FDW06 3-P1s to Hdr
FDW2006 E2s to E1s
Feed Pump Recirc
Feedwater
Feedwater Flush
Feedwater Low Flow
Heater Drain Pumps

< Prev | Next > | Add | Reset | Save

Copy | Delete | Print... | Help | Done

Advanced Run Def...

Start | EPRI CHECWOR... | Flow Accelera... | Desktop » « 1:11 PM

SUPERVISOR VY

Comparison of Wear Predictions

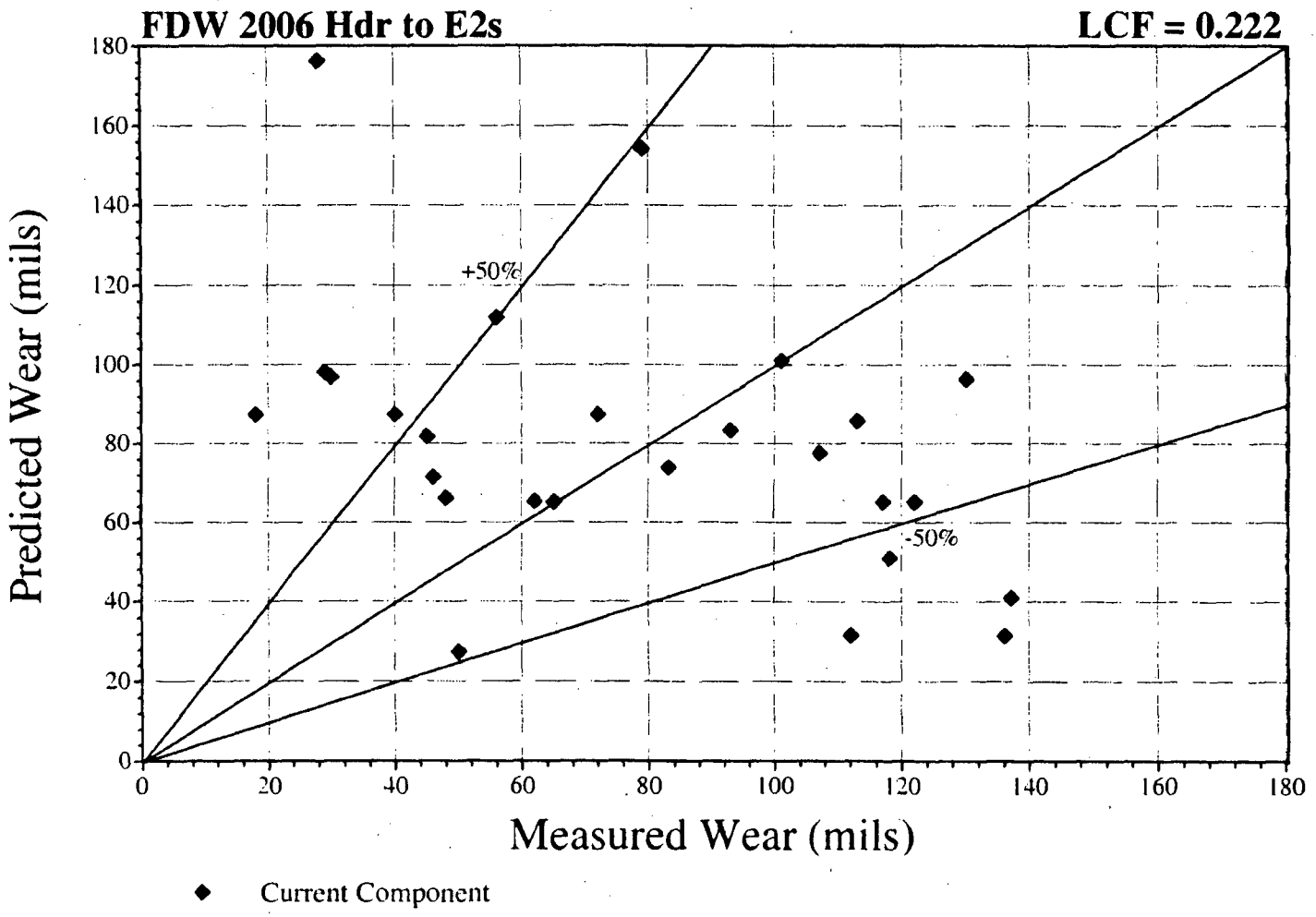

Comparison of Thickness Predictions

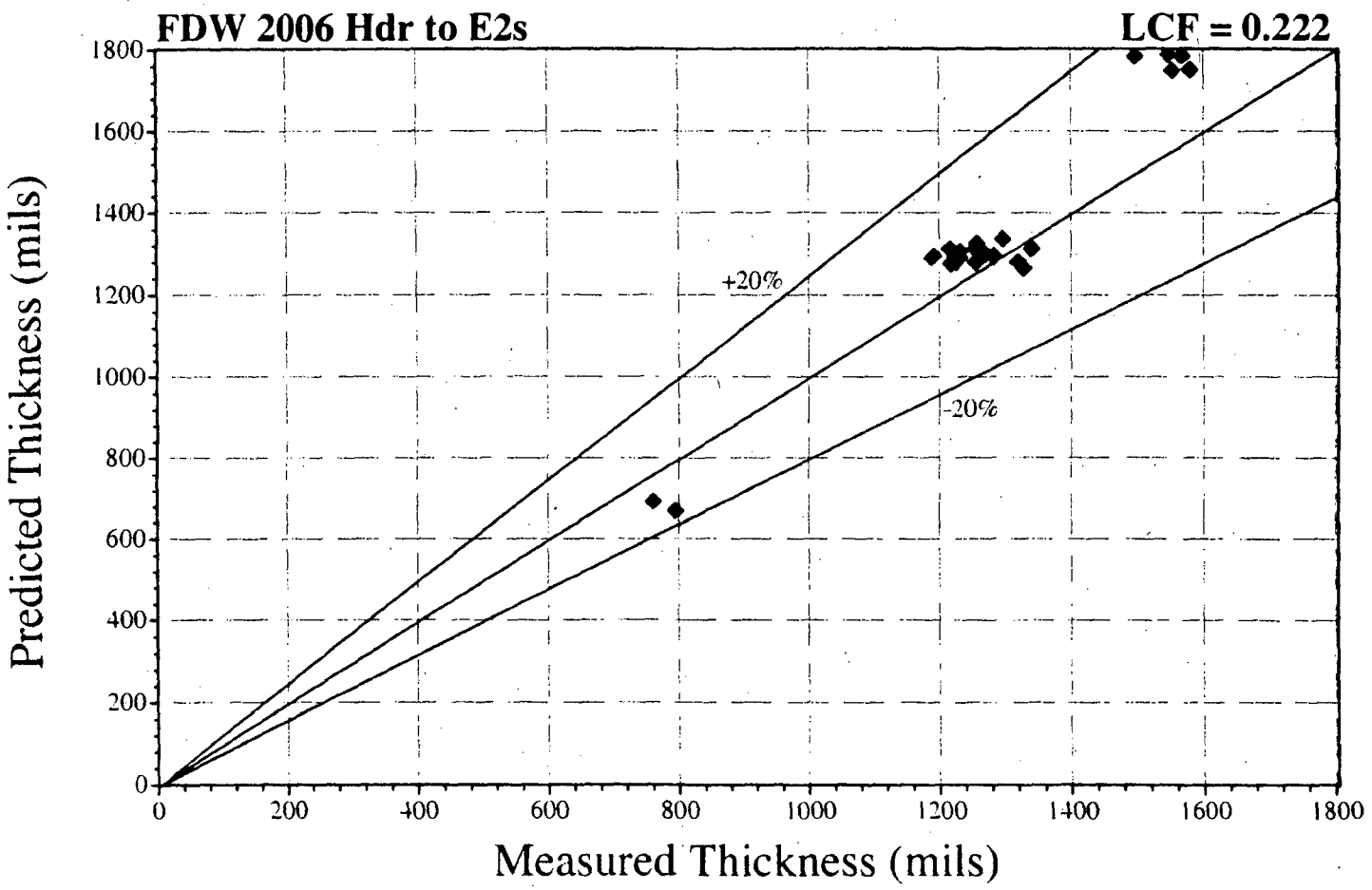

◆ Current Component

Company: Vermont Yankee Nuclear Power Corporation Report Date: 28-SEP-2006 Time: 10:33:51
Plant: Vermont Yankee Analysis Date: 28-SEP-2006 Time: 10:16:08
Unit: CHECWORKS FAC Version 1.0F (Build 52)
FS Name: VY

*** Wear Rate Analysis: Combined Summary Report ***

Run Name: FDW 2006 Hdr to E2s
Billing Period: CYCLE 25
Total Plant Operating Hours: 241618 Duty Factor (Global): 1.000
WRA Data Option: Ignore NFA Exclude Measure Wear: No
Line Correction Factor: 0.222

Component Name	Geom. Code	Average Wear Rate (mils/year)	Current Wear Rate (mils/year)	Thickness (in) Init.	Prd.[1]	Thcop	Tcrit	Component Predict[1] Time to Tcrit (hrs) Non-Insp.	Insp.	Total Lifetime Wear (mils) Prd.[2]	Meas.	In-Service Cmp. Wear (mils) Prd.[2]	Meas.	In-Service Cmp. Tmeas,Method,Time (in)[4]	(3)	(hrs)(4)	Time(hrs) Last Inspected
---Grouped by Line: 004-24"-FDW-01, No Sorting.																	
FD01ELB1(U/S)	12	5.135	3.898	1.812	1.912	1.447	1.447	1045746	------	---	---	---	---	1.970	MT	125911	-----
FD01TE01(D/S)	12	3.440	2.612	1.812	2.039	1.447	1.447	1987315	------	---	---	---	---	2.078	MT	125911	-----
FD01TE01(BR.)	12	4.842	3.676	1.219	1.085	0.964	0.964	288256	------	---	---	---	---	1.219	--	0	-----
FD01SP06 US	62	1.678	1.274	1.812	1.552	1.447	1.447	724603	------	---	---	---	---	1.576	MT	102975	-----
FD01SP06 DS	62	1.678	1.274	1.812	1.480	1.447	1.447	------	230341	31.5	112.0	31.5	112.0	1.495	MT	148782	148782
FD01ELB2(U/S)	12	5.135	3.898	1.812	1.662	1.447	1.447	483184	------	---	---	---	---	1.707	MT	148782	-----
FD01TE02(D/S)	12	3.440	2.612	1.812	1.648	1.447	1.447	674066	------	---	---	---	---	1.678	MT	148782	-----
FD01TE02(BR.)	12	4.842	3.676	1.219	1.664	0.964	0.964	1667572	------	---	---	---	---	1.707	MT	148782	-----
FD01SP07 US	62	1.678	1.274	1.812	1.551	1.447	1.447	------	718560	31.5	136.0	31.5	136.0	1.566	MT	148782	148782
FD01SP07 DS	62	1.678	1.274	1.812	1.766	1.447	1.447	2193656	------	---	---	---	---	1.812	--	0	-----
FD01ELB3	2	3.104	2.357	1.812	1.726	1.447	1.447	1039532	------	---	---	---	---	1.812	--	0	-----
FD01SP08	52	2.098	1.592	1.812	1.754	1.447	1.447	1691273	------	---	---	---	---	1.812	--	0	-----
FD01ELB7	4	3.104	2.357	1.812	1.726	1.447	1.447	1039532	------	---	---	---	---	1.812	--	0	-----
FD01SP09	54	2.685	2.038	1.812	1.738	1.447	1.447	1251687	------	---	---	---	---	1.812	--	0	-----
FD01TE03(U/S)	15	2.517	1.911	1.812	1.743	1.447	1.447	1356350	------	---	---	---	---	1.812	--	0	-----
FD01TE03(D/S)	15	2.517	1.911	1.812	1.743	1.447	1.447	1356350	------	---	---	---	---	1.812	--	0	-----
FD01SP10 US	65	1.678	1.274	1.812	1.766	1.447	1.447	2133656	------	---	---	---	---	1.812	--	0	-----
FD01SP10 DS	65	1.678	1.274	1.812	1.526	1.447	1.447	------	545683	27.3	50.0	27.3	50.0	1.545	MT	125911	125911
FD01ELB4(U/S)	12	5.135	3.898	1.812	2.750	1.447	1.447	2928970	------	---	---	---	---	2.808	US	125911	-----
FD01TE04(D/S)	12	3.440	2.612	1.812	2.714	1.447	1.447	4251470	------	---	---	---	---	2.753	US	125911	-----
FD01TE04(BR.)	12	4.842	3.676	1.219	1.085	0.964	0.964	288256	------	---	---	---	---	1.219	--	0	-----
FD01ELB8	4	3.104	2.357	1.812	1.890	1.447	1.447	1647550	------	---	---	---	---	1.925	US	125911	-----
FD01SP11	54	2.685	2.038	1.812	1.543	1.447	1.447	------	413748	66.0	48.0	66.0	48.0	1.551	MT	207118	207118
---Grouped by Line: 005-18"-FDW-07, No Sorting.																	
FD07ELB1(U/S)	7	2.937	2.229	1.812	1.601	1.447	1.447	606823	------	---	---	---	---	1.643	MT	102975	-----
FD07TE01(S/E)	7	3.932	2.985	1.375	1.247	1.085	1.085	475121	------	---	---	---	---	1.303	MT	102975	-----
FD07ELB1	4	4.547	3.452	1.375	1.192	1.085	1.085	------	270300	100.9	101.0	100.9	101.0	1.216	MT	183618	183618
FD07SP01 US	54	3.932	2.985	1.375	1.210	1.085	1.085	------	366253	87.3	40.0	87.3	40.0	1.231	MT	183618	183618
FD07SP01 DS	54	3.932	2.985	1.375	1.237	1.085	1.085	------	445944	77.5	107.0	77.5	107.0	1.268	GW	160352	160352
FD07ELB2	2	4.547	3.452	1.375	1.292	1.085	1.085	525658	------	---	---	---	---	1.328	MT	160352	-----
FD07SP02 US	52	3.072	2.332	1.375	1.201	1.085	1.085	434772	------	---	---	---	---	1.225	MT	160352	-----
FD07SP02 DS	52	3.072	2.332	1.375	1.134	1.085	1.085	183485	------	---	---	---	---	1.140	MT	218618	-----
FD07ELB3	2	4.547	3.452	1.375	1.312	1.085	1.085	575868	------	---	---	---	---	1.321	US	218618	-----
FD07TE02(L/E)	7	4.361	3.265	1.375	1.235	1.085	1.085	402605	------	---	---	---	---	1.269	US	160352	-----
FD07RD02(S/E)	7	7.568	5.746	0.844	0.769	0.648	0.648	93498	------	---	---	---	---	0.769	MT	160352	-----
FD07RD03(L/E)	18	3.686	2.799	1.375	1.207	1.085	1.085	------	381770	85.7	113.0	85.7	113.0	1.223	MT	195618	195618
FD07RD03(S/E)	18	6.622	5.028	0.844	0.731	0.648	0.648	------	145051	153.9	79.0	153.9	79.0	0.760	MT	195618	195618
FD07SP03	68	3.072	2.332	1.375	1.218	1.085	1.085	------	498190	71.4	46.0	71.4	46.0	1.231	MT	195618	195618
FD07ELB4	2	4.547	3.452	1.375	1.289	1.085	1.085	------	517283	96.3	130.0	96.3	130.0	1.318	MT	171740	171740
FD07SP04	52	3.072	2.332	1.375	1.194	1.085	1.085	------	410460	65.0	117.0	65.0	117.0	1.214	MT	171740	171740
FD07ELB5	4	4.547	3.452	1.375	1.250	1.085	1.085	417651	------	---	---	---	---	1.375	--	0	-----
FD07SP05	54	3.932	2.985	1.375	1.267	1.085	1.085	532638	------	---	---	---	---	1.375	--	0	-----
FD07SP06	9	1.582	1.201	1.375	1.331	1.085	1.085	1296562	------	---	---	---	---	1.375	--	0	-----
FD07ELB6	2	4.547	3.452	1.375	1.201	1.085	1.085	293952	------	---	---	---	---	1.230	GW	171740	-----
FD07SP07	52	3.072	2.332	1.375	1.318	1.085	1.085	------	876207	65.0	65.0	65.0	65.0	1.338	GW	171740	171740
FD07ELB7	2	4.547	3.452	1.375	1.159	1.085	1.085	187362	------	---	---	---	---	1.188	MT	171740	-----
FD07SP08 US	52	3.072	2.332	1.375	1.233	1.085	1.085	------	556945	65.0	122.0	65.0	122.0	1.253	MT	171740	171740
FD07SP08 DS	52	3.072	2.332	1.375	1.290	1.085	1.085	770890	------	---	---	---	---	1.375	--	0	-----
FD07ELB8	1	4.055	3.079	1.375	1.263	1.085	1.085	506853	------	---	---	---	---	1.375	--	0	-----
FD07SP09	51	2.703	2.052	1.375	1.232	1.085	1.085	------	627973	50.7	118.0	50.7	118.0	1.256	MT	148782	148782
FD07ELB9	4	4.547	3.452	1.375	1.195	1.085	1.085	278831	------	---	---	---	---	1.235	MT	148782	-----
FD07SP10 US	54	3.932	2.985	1.375	1.186	1.085	1.085	------	297220	73.8	83.0	73.8	83.0	1.231	MT	148782	148782

---Grouped by Line: 006-18"-FDW-07, No Sorting.

FD07SP10 DS	54	3.932	2.985	1.375	1.267	1.085	1.085	532638	------	---	---	---	---	1.375	--	0	-----
FD07TE01(U/S)	15	3.686	2.799	1.375	1.273	1.085	1.085	589364	------	---	---	---	---	1.375	--	0	-----
FD07TE01(D/S)	15	3.686	2.799	1.375	1.273	1.085	1.085	589364	------	---	---	---	---	1.375	--	0	-----
FD07EL10	4	4.547	3.452	1.375	1.250	1.085	1.085	417651	------	---	---	---	---	1.375	--	0	-----
FD07SP11	54	3.932	2.985	1.375	1.267	1.085	1.085	532638	------	---	---	---	---	1.375	--	0	-----
FD07EL11	2	4.547	3.452	1.375	1.250	1.085	1.085	417651	------	---	---	---	---	1.375	--	0	-----
FD07EL1L	4	4.547	3.452	1.375	1.250	1.085	1.085	417651	------	---	---	---	---	1.375	--	0	-----
INLET E 2-1A	30	4.915	3.732	1.375	1.239	1.085	1.085	362458	------	---	---	---	---	1.375	--	0	-----

****Grouped by Line: 011-18"-FDW-08, No Sorting.

FD08FP01(L/E)	7	2.937	2.229	1.812	1.569	1.447	1.447	------	481418	65.2	62.0	65.2	62.0	1.578	MT	207118	183618
FD08FP01(S/E)	7	3.932	2.985	1.375	1.166	1.085	1.085	------	237140	87.3	18.0	87.3	18.0	1.187	MT	183618	183618
FD08EL01	4	4.547	3.452	1.375	1.312	1.085	1.085	------	577058	111.8	56.0	111.8	56.0	1.326	MT	207118	207118
FD08SP01 US	54	3.932	2.985	1.375	1.212	1.085	1.085	------	373305	96.7	30.0	96.7	30.0	1.224	MT	207118	207118
FD08SP01 DS	54	3.932	2.985	1.375	1.267	1.085	1.085	532638	------	---	---	---	---	1.375	--	0	-----
FD08EL02	2	4.547	3.452	1.375	1.250	1.085	1.085	417651	------	---	---	---	---	1.375	--	0	-----
FD08FP02(L/E)	7	4.301	3.265	1.375	1.194	1.085	1.085	292532	------	---	---	---	---	1.232	MT	148782	-----
FD08FP02(S/E)	7	7.568	5.746	0.844	1.337	0.648	0.648	1050805	------	---	---	---	---	1.404	MT	148782	-----
FD08BD03(L/E)	18	3.686	2.799	1.375	1.250	1.085	1.085	------	517393	98.0	29.0	98.0	29.0	1.254	MT	230118	230118
FD08BD03(S/E)	18	6.622	5.028	0.844	0.787	0.648	0.648	------	242886	176.1	28.0	176.1	28.0	0.794	MT	230118	230118
FD08SP02	68	3.072	2.332	1.375	1.188	1.085	1.085	------	386542	81.7	45.0	81.7	45.0	1.191	MT	230118	230118
FD08EL03	2	4.547	3.452	1.375	1.319	1.085	1.085	594251	------	---	---	---	---	1.384	MT	102975	-----
FD08SP03 US	52	3.072	2.332	1.375	1.251	1.085	1.085	------	624167	40.9	137.0	40.9	137.0	1.295	MT	102975	102975
FD08SP03 DS	52	3.072	2.332	1.375	1.290	1.085	1.085	770590	------	---	---	---	---	1.375	--	0	-----
FD08EL04	4	4.547	3.452	1.375	1.280	1.085	1.085	493632	------	---	---	---	---	1.304	GW	183618	-----
FD08SP04	54	3.932	2.985	1.375	1.202	1.085	1.085	------	342778	87.3	72.0	87.3	72.0	1.223	MT	183618	183618
FD08EL05	2	4.547	3.452	1.375	1.301	1.085	1.085	546927	------	---	---	---	---	1.325	MT	183618	-----
FD08SP05 US	52	3.072	2.332	1.375	1.164	1.085	1.085	298389	------	---	---	---	---	1.181	MT	183618	-----

****Grouped by Line: 012-18"-FDW-08, No Sorting.

FD08SP05 DS	52	3.072	2.332	1.375	1.290	1.085	1.085	770890	------	---	---	---	---	1.375	--	0	-----
FD08TE01(U/S)	15	3.686	2.799	1.375	1.273	1.085	1.085	589364	------	---	---	---	---	1.375	--	0	-----
FD08TE01(D/S)	15	3.686	2.799	1.375	1.273	1.085	1.085	589364	------	---	---	---	---	1.375	--	0	-----
FD08EL06	4	4.547	3.452	1.375	1.299	1.085	1.085	542662	------	---	---	---	---	1.328	MT	171740	-----
FD08SP06 US	54	3.932	2.985	1.375	1.257	1.085	1.085	------	504029	83.3	93.0	83.3	93.0	1.282	GW	171740	171740
FD08SP06 DS	54	3.932	2.985	1.375	1.267	1.085	1.085	532638	------	---	---	---	---	1.375	--	0	-----
FD08EL07	2	4.547	3.452	1.375	1.250	1.085	1.085	417651	------	---	---	---	---	1.375	--	0	-----
FD08EL08	4	4.547	3.452	1.375	1.250	1.085	1.085	417651	------	---	---	---	---	1.375	--	0	-----
INLET E-2-1B	30	4.915	3.732	1.375	1.239	1.085	1.085	362458	------	---	---	---	---	1.375	--	0	-----

Notes:
[1] Predictions are based on last Tmeas to analysis ending period.
[2] Predictions are for the time of last inspection (last known meas. wear).
[3] GW = Tmeas is minimum thickness from Band, Blanket or Area Method of greatest wear.
MT = Tmeas is component minimum thickness.
PW = Tmeas is Tinit - predicted wear.
US = Tmeas is user specified.
[4] If no Tmeas has been determined from measured data, then Tmeas = Tinit and Time = current component installation time.
Tmeas is used to determine Predicted Thickness and Component Predicted Time to Tcrit.

44

Company: Vermont Yankee Nuclear Power Corporation Report Date: 28-SEP-2006 Time: 10:20:36
Plant: Vermont Yankee Analysis Date: 28-SEP-2006 Time: 10:16:08
Unit: CHECKWORKS FAC Version 1.0F (Build 52)
DB Name: VY

*** Wear Rate Analysis: Wear Rates/Input Data Report ***

Run Name: FDW 2006 Hdr to B2S
Ending Period: CYCLE 25
Total Plant Operating Hours: 241618 Duty Factor (Global): 1.000
NFA Data Option: Ignore NFA Exclude Measure Wear: No
Line Correction Factor: 0.322

Component Name	Geom. Code	Average Wear Rate (mils/year)	Current Wear Rate (mils/year)	Temp. (F)	Velocity (ft/s)	Steam Quality	Diameter (in)
====>Grouped by Line: 004-24"-FDW-01, No Sorting.							
FD01TE01(U/S)	12	5.135	3.898	294.7	13.741	0.000	24.000
FD01TE01(D/S)	12	3.440	2.612	296.9	6.847	0.000	24.000
FD01TE01(BR.)	12	4.842	3.676	296.9	15.456	0.000	16.000
FD01SP06 DS	62	1.678	1.274	296.9	6.847	0.000	24.000
FD01SP06 US	62	1.678	1.274	296.9	6.847	0.000	24.000
FD01TE02(U/S)	12	5.135	3.898	294.7	13.741	0.000	24.000
FD01TE02(D/S)	12	3.440	2.612	296.9	6.847	0.000	24.000
FD01TE02(BR.)	12	4.842	3.676	296.9	15.456	0.000	16.000
FD01SP07 US	62	1.678	1.274	296.9	6.847	0.000	24.000
FD01SP07 DS	62	1.678	1.274	296.9	6.847	0.000	24.000
FD01EL06	2	3.104	2.357	296.9	6.847	0.000	24.000
FD01SP08	52	2.098	1.592	296.9	6.847	0.000	24.000
FD01EL07	4	3.104	2.357	296.9	6.847	0.000	24.000
FD01SP09	54	2.685	2.038	296.9	6.847	0.000	24.000
FD01TE03(U/S)	15	2.517	1.911	296.9	6.847	0.000	24.000
FD01TE03(D/S)	15	2.517	1.911	296.9	6.847	0.000	24.000
FD01SP10 US	65	1.678	1.274	296.9	6.847	0.000	24.000
FD01SP10 DS	65	1.678	1.274	296.9	6.847	0.000	24.000
FD01TE04(U/S)	12	5.135	3.898	294.7	13.741	0.000	24.000
FD01TE04(D/S)	12	3.440	2.612	296.9	6.847	0.000	24.000
FD01TE04(BR.)	12	4.842	3.676	296.9	15.456	0.000	16.000
FD01EL08	4	3.104	2.357	296.9	6.847	0.000	24.000
FD01SP11	54	2.685	2.038	296.9	6.847	0.000	24.000
====>Grouped by Line: 005-18"-FDW-07, No Sorting.							
FD07RD01(L/E)	7	2.937	2.229	296.9	6.847	0.000	24.000
FD07RD01(S/E)	7	3.932	2.985	296.9	12.224	0.000	18.000
FD07EL01	4	4.547	3.452	296.9	12.224	0.000	18.000
FD07SP01 US	54	3.932	2.985	296.9	12.224	0.000	18.000
FD07SP01 DS	54	3.932	2.985	296.9	12.224	0.000	18.000
FD07EL02	2	4.547	3.452	296.9	12.224	0.000	18.000
FD07SP02 US	52	3.072	2.332	296.9	12.224	0.000	18.000
FD07SP02 DS	52	3.072	2.332	296.9	12.224	0.000	18.000
FD07EL03	2	4.547	3.452	296.9	12.224	0.000	18.000
FD07RD02(L/E)	7	4.301	3.265	296.9	12.224	0.000	18.000
FD07RD02(S/E)	7	7.568	5.746	296.9	34.617	0.000	10.750
FD07RD03(L/E)	18	3.686	2.799	296.9	12.224	0.000	18.000
FD07RD03(S/E)	18	6.622	5.028	296.9	34.617	0.000	10.750
FD07SP03	68	3.072	2.332	296.9	12.224	0.000	18.000
FD07EL04	2	4.547	3.452	296.9	12.224	0.000	18.000
FD07SP04	52	3.072	2.332	296.9	12.224	0.000	18.000
FD07EL05	4	4.547	3.452	296.9	12.224	0.000	18.000
FD07SP05	54	3.932	2.985	296.9	12.224	0.000	18.000
FD07SP06	9	1.582	1.201	296.9	12.224	0.000	18.000
FD07EL06	2	4.547	3.452	296.9	12.224	0.000	18.000
FD07SP07	52	3.072	2.332	296.9	12.224	0.000	18.000
FD07EL07	2	4.547	3.452	296.9	12.224	0.000	18.000
FD07SP08 US	52	3.072	2.332	296.9	12.224	0.000	18.000
FD07SP08 DS	52	3.072	2.332	296.9	12.224	0.000	18.000
FD07EL08	1	4.055	3.079	296.9	12.224	0.000	18.000
FD07SP09	51	2.703	2.052	296.9	12.224	0.000	18.000
FD07EL09	4	4.547	3.452	296.9	12.224	0.000	18.000
FD07SP10 US	54	3.932	2.985	296.9	12.224	0.000	18.000
====>Grouped by Line: 006-18"-FDW-07, No Sorting.							
FD07SP10 DS	54	3.932	2.985	296.9	12.224	0.000	18.000
FD07TE01(U/S)	15	3.686	2.799	296.9	12.224	0.000	18.000
FD07TE01(D/S)	15	3.686	2.799	296.9	12.224	0.000	18.000
FD07EL10	4	4.547	3.452	296.9	12.224	0.000	18.000
FD07SP11	54	3.932	2.985	296.9	12.224	0.000	18.000
FD07EL11	2	4.547	3.452	296.9	12.224	0.000	18.000
FD07EL12	4	4.547	3.452	296.9	12.224	0.000	18.000
INLET E-2-1A	30	4.315	3.332	296.9	12.224	0.000	18.000
====>Grouped by Line: 011-18"-FDW-08, No Sorting.							
FD08RD01(L/E)	7	2.937	2.229	296.9	6.847	0.000	24.000
FD08RD01(S/E)	7	3.932	2.985	296.9	12.224	0.000	18.000
FD08EL01	4	4.547	3.452	296.9	12.224	0.000	18.000
FD08SP01 US	54	3.932	2.985	296.9	12.224	0.000	18.000
FD08SP01 DS	54	3.932	2.985	296.9	12.224	0.000	18.000
FD08EL02	2	4.547	3.452	296.9	12.224	0.000	18.000
FD08RD02(L/E)	7	4.301	3.265	296.9	12.224	0.000	18.000
FD08RD02(S/E)	7	7.568	5.746	296.9	34.617	0.000	10.750
FD08RD03(L/E)	18	3.686	2.799	296.9	12.224	0.000	18.000
FD08RD03(S/E)	18	6.622	5.028	296.9	34.617	0.000	10.750
FD08SP02	68	3.072	2.332	296.9	12.224	0.000	18.000
FD08EL03	2	4.547	3.452	296.9	12.224	0.000	18.000
FD08SP03 US	52	3.072	2.332	296.9	12.224	0.000	18.000
FD08SP03 DS	52	3.072	2.332	296.9	12.224	0.000	18.000

FDOREL04	4	4.547	3.452	296.9	12.224	0.000	18.000
FDORSP04	54	3.932	2.985	296.9	12.224	0.000	18.000
FDOREL05	2	4.547	3.452	296.9	12.224	0.000	18.000
FDORSP05 US	52	3.072	2.332	296.9	12.224	0.000	18.000

***Grouped by Line: 012-18"-FDW-08, No Sorting.

FDORSP05 DS	52	3.072	2.332	296.9	12.224	0.000	18.000
FDORTE01(U/S)	15	3.686	2.799	296.9	12.224	0.000	18.000
FDORTE01(D/S)	15	3.686	2.799	296.9	12.224	0.000	18.000
FDOREL06	4	4.547	3.452	296.9	12.224	0.000	18.000
FDORSP06 US	54	3.932	2.985	296.9	12.224	0.000	18.000
FDORSP06 DS	54	3.932	2.985	296.9	12.224	0.000	18.000
FDOREL07	2	4.547	3.452	296.9	12.224	0.000	18.000
FDOREL08	4	4.547	3.452	296.9	12.224	0.000	18.000
INLET E-2-18	30	4.915	3.732	296.9	12.224	0.000	18.000

Company: Vermont Yankee Nuclear Power Corporation Report Date: 28-SEP-2006 Time: 10:30:41
Plant: Vermont Yankee Analysis Date: 28-SEP-2006 Time: 10:16:08
Unit: CHECKWORKS FAC Version 1.0F (Build 52)
DB Name: VY

*** Wear Rate Analysis: Inspection History Report ***

Run Name: FDW 2006 Hdr to Elb
Ending Period: CYCLE 25
Total Plant Operating Hours: 341618 Duty Factor (Global): 1.000
NRA Data Option: Ignore NRA Exclude Measure Wear: No
Line Correction Factor: 0.222

Component Name	Geom. Code	Material No.	Cr. (%)	Cu. (%)	Mo. (%)	Sigma (psi)	Time (hrs) Last Inspected	Replaced	Analysis Option	Measured Wear (mils)
====Grouped by Line: 004-24"-FDW-01, No Sorting.										
FD01TE01(U/S)	12	21	0.00	0.00	0.00	15000	-----	-----	Excl LCF	---
FD01TE01(D/S)	12	21	0.00	0.00	0.00	15000	-----	-----	Excl LCF	---
FD01TE01(BR.)	12	21	0.00	0.00	0.00	15000	-----	-----	Excl LCF	---
FD01SP06 DS	62	5	0.00	0.00	0.00	15000	-----	-----		---
FD01SP06 US	62	5	0.00	0.00	0.00	15000	148782	-----		112
FD01TE02(U/S)	12	21	0.00	0.00	0.00	15000	-----	-----	Excl LCF	---
FD01TE02(D/S)	12	21	0.00	0.00	0.00	15000	-----	-----	Excl LCF	---
FD01TE02(BR.)	12	21	0.00	0.00	0.00	15000	-----	-----	Excl LCF	---
FD01SP07 US	62	5	0.00	0.00	0.00	15000	148782	-----		136
FD01SP07 DS	62	5	0.00	0.00	0.00	15000	-----	-----		---
FD01EL06	2	21	0.00	0.00	0.00	15000	-----	-----		---
FD01SP08	52	5	0.00	0.00	0.00	15000	-----	-----		---
FD01EL07	4	21	0.00	0.00	0.00	15000	-----	-----		---
FD01SP09	54	5	0.00	0.00	0.00	15000	-----	-----		---
FD01TE03(U/S)	15	21	0.00	0.00	0.00	15000	-----	-----		---
FD01TE03(D/S)	15	21	0.00	0.00	0.00	15000	-----	-----		---
FD01SP10 US	65	5	0.00	0.00	0.00	15000	-----	-----		---
FD01SP10 DS	65	5	0.00	0.00	0.00	15000	125911	-----		50
FD01TE04(U/S)	12	21	0.00	0.00	0.00	15000	-----	-----		---
FD01TE04(D/S)	12	21	0.00	0.00	0.00	15000	-----	-----		---
FD01TE04(BR.)	12	21	0.00	0.00	0.00	15000	-----	-----		---
FD01EL08	4	21	0.00	0.00	0.00	15000	-----	-----	Excl LCF	---
FD01SP11	54	5	0.00	0.00	0.00	15000	207118	-----		48
====Grouped by Line: 005-18"-FDW-07, No Sorting.										
FD07RD01(L/E)	7	21	0.00	0.00	0.00	15000	-----	-----	Excl LCF	---
FD07RD01(S/E)	7	21	0.00	0.00	0.00	15000	-----	-----	Excl LCF	---
FD07EL01	4	21	0.00	0.00	0.00	15000	183618	-----		100
FD07SP01 US	54	5	0.00	0.00	0.00	15000	183618	-----		40
FD07SP01 DS	54	5	0.00	0.00	0.00	15000	160352	-----		107
FD07EL02	2	21	0.00	0.00	0.00	15000	-----	-----		---
FD07SP02 US	52	5	0.00	0.00	0.00	15000	-----	-----		---
FD07SP02 DS	52	5	0.00	0.00	0.00	15000	-----	-----		---
FD07EL03	2	21	0.00	0.00	0.00	15000	-----	-----		---
FD07RD02(L/E)	7	21	0.00	0.00	0.00	15000	-----	-----	Excl LCF	---
FD07RD02(S/E)	7	21	0.00	0.00	0.00	15000	-----	-----	Excl LCF	---
FD07RD03(L/E)	18	21	0.00	0.00	0.00	15000	195618	-----		113
FD07RD03(S/E)	18	21	0.00	0.00	0.00	15000	195618	-----		79
FD07SP03	68	5	0.00	0.00	0.00	15000	195618	-----		46
FD07EL04	2	21	0.00	0.00	0.00	15000	171740	-----		130
FD07SP04	52	5	0.00	0.00	0.00	15000	171740	-----		117
FD07EL05	4	21	0.00	0.00	0.00	15000	-----	-----		---
FD07SP05	54	5	0.00	0.00	0.00	15000	-----	-----		---
FD07SP06	9	5	0.00	0.00	0.00	15000	-----	-----		---
FD07EL06	2	21	0.00	0.00	0.00	15000	-----	-----		---
FD07SP07	52	5	0.00	0.00	0.00	15000	171740	-----		65
FD07EL07	2	21	0.00	0.00	0.00	15000	-----	-----		---
FD07SP08 US	52	5	0.00	0.00	0.00	15000	171740	-----		122
FD07SP08 DS	52	5	0.00	0.00	0.00	15000	-----	-----		---
FD07EL08	1	21	0.00	0.00	0.00	15000	-----	-----		---
FD07SP09	51	5	0.00	0.00	0.00	15000	148782	-----		118
FD07EL09	4	21	0.00	0.00	0.00	15000	-----	-----		---
FD07SP10 US	54	5	0.00	0.00	0.00	15000	148782	-----		83
====Grouped by Line: 006-18"-FDW-07, No Sorting.										
FD07SP10 DS	54	5	0.00	0.00	0.00	15000	-----	-----		---
FD07TE01(U/E)	15	21	0.00	0.00	0.00	15000	-----	-----		---
FD07TE01(D/S)	15	21	0.00	0.00	0.00	15000	-----	-----		---
FD07EL10	4	21	0.00	0.00	0.00	15000	-----	-----		---
FD07SP11	54	5	0.00	0.00	0.00	15000	-----	-----		---
FD07EL11	2	21	0.00	0.00	0.00	15000	-----	-----		---
FD07EL12	4	21	0.00	0.00	0.00	15000	-----	-----		---
INLET E-2-1A	50	5	0.00	0.00	0.00	15000	-----	-----		---
====Grouped by Line: 011-18"-FDW-08, No Sorting.										
FD08RD01(L/S)	7	21	0.00	0.00	0.00	15000	183618	-----		62
FD08RD01(S/E)	7	21	0.00	0.00	0.00	15000	183618	-----		18
FD08EL01	4	21	0.00	0.00	0.00	15000	207118	-----		55
FD08SP01 US	54	5	0.00	0.00	0.00	15000	207118	-----		39
FD08SP01 DS	54	5	0.00	0.00	0.00	15000	-----	-----		---
FD08EL02	2	21	0.00	0.00	0.00	15000	-----	-----		---
FD08RD02(L/E)	7	21	0.00	0.00	0.00	15000	-----	-----		---
FD08RD02(S/E)	7	21	0.00	0.00	0.00	15000	-----	-----		---
FD08RD03(L/E)	18	21	0.00	0.00	0.00	15000	230118	-----		29
FD08RD03(S/E)	18	21	0.00	0.00	0.00	15000	230118	-----		27
FD08SP02	68	5	0.00	0.00	0.00	15000	230118	-----		45
FD08EL03	2	21	0.00	0.00	0.00	15000	-----	-----		---
FD08SP03 US	52	5	0.00	0.00	0.00	15000	160975	-----		117
FD08SP03 DS	52	5	0.00	0.00	0.00	15000	-----	-----		---

FD0#EL04	4	21	0.00	0.00	0.00	15000	-----	-----	---
FD0#SP04	54	5	0.00	0.00	0.00	15000	183614	-----	72
FD0#EL05	2	21	0.00	0.00	0.00	15000	-----	-----	---
FD0#SP05 US	52	5	0.00	0.00	0.00	15000	-----	-----	---

===>Grouped by Line: 012-1A*-FLW-08, No Station.

FD0#SP05 DS	52	5	0.00	0.00	0.00	15000	-----	-----	---
FD0#TE01(D/S)	15	21	0.00	0.00	0.00	15000	-----	-----	---
FD0#TE01(D/S)	15	21	0.00	0.00	0.00	15000	-----	-----	---
FD0#EL06	4	21	0.00	0.00	0.00	15000	-----	-----	---
FD0#SP06 US	54	5	0.00	0.00	0.00	15000	171340	-----	---
FD0#SP06 DS	54	5	0.00	0.00	0.00	15000	-----	-----	93
FD0#EL07	2	21	0.00	0.00	0.00	15000	-----	-----	---
FD0#EL08	4	21	0.00	0.00	0.00	15000	-----	-----	---
INLET E-2-1B	30	5	0.00	0.00	0.00	15000	-----	-----	---

Company: Vermont Yankee Nuclear Power Corporation Report Date: 28-SEP-2006 Time: 10:16:45
Plant: Vermont Yankee Analysis Date: 28-SEP-2006 Time: 10:16:08
Unit: CHECKWORKS FAC Version 1.0F (Build 52)
DB Name: VY

*** Wear Rate Analysis: Thickness/Service Time Report ***

Run Name: FDW 1996 Hdr to E2s
Ending Period: CYCLE 25
Total Plant Operating Hours: 241618 Duty Factor (Global): 1.000
NPA Data Option: Ignore NPA Exclude Measure Wear: No
Line Correction Factor: 0.222

Component Name	Thickness (in) Init.	Prd.[1]	Thoop	Tcrit	Component Predicted[1] Time to Tcrit (hrs) Non-Inspected	Inspected	Component Actual Service Time (hrs)
===>Grouped by Line: 004-24"-FDW-01, No Sorting.							
FD01TE01(U/S)	1.812	1.912	1.447	1.447	1045746	------	241618
FD01TE01(D/S)	1.812	2.039	1.447	1.447	1987315	------	241618
FD01TE01(BR.)	1.219	1.085	0.964	0.964	288256	------	241618
FD01SP06 DS	1.812	1.552	1.447	1.447	724603	------	241618
FD01SP06 US	1.812	1.480	1.447	1.447	------	230341	241618
FD01TE02(U/S)	1.812	1.662	1.447	1.447	483184	------	241618
FD01TE02(D/S)	1.812	1.648	1.447	1.447	674066	------	241618
FD01TE02(BR.)	1.219	1.664	0.964	0.964	1667572	------	241618
FD01SP07 US	1.812	1.551	1.447	1.447	------	718560	241618
FD01SP07 DS	1.812	1.766	1.447	1.447	2193656	------	241618
FD01EL06	1.812	1.726	1.447	1.447	1039532	------	241618
FD01SP08	1.812	1.754	1.447	1.447	1691273	------	241618
FD01EL07	1.812	1.726	1.447	1.447	1039532	------	241618
FD01SP09	1.812	1.738	1.447	1.447	1251687	------	241618
FD01TE03(U/S)	1.812	1.743	1.447	1.447	1356350	------	241618
FD01TE03(D/S)	1.812	1.743	1.447	1.447	1356350	------	241618
FD01SP10 US	1.812	1.766	1.447	1.447	2193656	------	241618
FD01SP10 DS	1.812	1.526	1.447	1.447	------	545683	241618
FD01TE04(U/S)	1.812	2.750	1.447	1.447	2928970	------	241618
FD01TE04(D/S)	1.812	2.714	1.447	1.447	4251470	------	241618
FD01TE04(BR.)	1.219	1.085	0.964	0.964	288256	------	241618
FD01EL08	1.812	1.890	1.447	1.447	1647550	------	241618
FD01SP11	1.812	1.543	1.447	1.447	------	413748	241618
===>Grouped by Line: 005-18"-FDW-07, No Sorting.							
FD07RD01(L/E)	1.812	1.601	1.447	1.447	606823	------	241618
FD07RD01(S/E)	1.375	1.247	1.085	1.085	475121	------	241618
FD07EL01	1.375	1.192	1.085	1.085	------	270300	241618
FD07SP01 US	1.375	1.210	1.085	1.085	------	366253	241618
FD07SP01 DS	1.375	1.237	1.085	1.085	------	445944	241618
FD07EL02	1.375	1.292	1.085	1.085	525658	------	241618
FD07SP02 US	1.375	1.201	1.085	1.085	434772	------	241618
FD07SP02 DS	1.375	1.134	1.085	1.085	183485	------	241618
FD07EL03	1.375	1.312	1.085	1.085	575868	------	241618
FD07RD02(L/E)	1.375	1.235	1.085	1.085	402605	------	241618
FD07RD02(S/E)	0.844	0.709	0.648	0.648	93498	------	241618
FD07RD03(L/E)	1.375	1.207	1.085	1.085	------	381770	241618
FD07RD03(S/E)	0.844	0.731	0.648	0.648	------	145051	241618
FD07SP03	1.375	1.218	1.085	1.085	------	498190	241618
FD07EL04	1.375	1.289	1.085	1.085	------	517203	241618
FD07SP04	1.375	1.194	1.085	1.085	------	410460	241618
FD07EL05	1.375	1.250	1.085	1.085	417651	------	241618
FD07SP05	1.375	1.267	1.085	1.085	532638	------	241618
FD07SP06	1.375	1.331	1.085	1.085	1796562	------	241618
FD07EL06	1.375	1.201	1.085	1.085	293952	------	241618
FD07SP07	1.375	1.318	1.085	1.085	------	876207	241618
FD07EL07	1.375	1.159	1.085	1.085	187362	------	241618
FD07SP08 US	1.375	1.233	1.085	1.085	------	556945	241618
FD07SP08 DS	1.375	1.290	1.085	1.085	770890	------	241618
FD07EL08	1.375	1.263	1.085	1.085	506853	------	241618
FD07SP09	1.375	1.232	1.085	1.085	------	627973	241618
FD07EL09	1.375	1.195	1.085	1.085	278831	------	241618
FD07SP10 US	1.375	1.186	1.085	1.085	------	293210	241618
===>Grouped by Line: 006-18"-FDW-07, No Sorting.							
FD07SP10 DS	1.375	1.267	1.085	1.085	532638	------	241618
FD07TE01(U/S)	1.375	1.273	1.085	1.085	589364	------	241618
FD07TE01(D/S)	1.375	1.273	1.085	1.085	589364	------	241618
FD07EL10	1.375	1.250	1.085	1.085	417651	------	241618
FD07SP11	1.375	1.267	1.085	1.085	532638	------	241618
FD07EL11	1.375	1.250	1.085	1.085	417651	------	241618
FD07EL12	1.375	1.250	1.085	1.085	417651	------	241618
INLET E-2-1A	1.375	1.233	1.085	1.085	362458	------	241618
===>Grouped by Line: 011-18"-FDW-08, No Sorting.							
FD08RD01(L/E)	1.812	1.569	1.447	1.447	------	481418	241618
FD08RD01(S/E)	1.375	1.166	1.085	1.085	------	237140	241618
FD08EL01	1.375	1.312	1.085	1.085	------	575658	241618
FD08SP01 US	1.375	1.212	1.085	1.085	------	373335	241618
FD08SP01 DS	1.375	1.267	1.085	1.085	532638	------	241618
FD08EL02	1.375	1.250	1.085	1.085	417651	------	241618
FD08RD02(L/E)	1.375	1.194	1.085	1.085	232532	------	241618
FD08RD02(S/E)	0.844	1.337	0.648	0.648	1060805	------	241618
FD08RD03(L/E)	1.375	1.290	1.085	1.085	------	517393	241618
FD08RD03(S/E)	0.844	0.747	0.648	0.648	------	242496	241618
FD08SP02	1.375	1.168	1.085	1.085	------	166542	241618
FD08EL03	1.375	1.319	1.085	1.085	594251	------	241618
FD08SP03 US	1.375	1.251	1.085	1.085	------	421167	241618
FD08SP03 DS	1.375	1.230	1.085	1.085	330450	------	241618

FD08EL04	1.375	1.290	1.085	1.085	433632	------	241618
FD08SP04	1.375	1.202	1.085	1.085	------	342778	241618
FD08EL05	1.375	1.301	1.085	1.085	545927	------	241618
FD08SP05 US	1.375	1.164	1.085	1.085	228389	------	241618

***Grouped by Line: 012-18"-FDW-08. No Sorting.

FD08SP05 DS	1.375	1.290	1.085	1.085	730890	------	241618
FD08TE01(U/S)	1.375	1.273	1.085	1.085	589364	------	241618
FD08TE01(D/S)	1.375	1.273	1.085	1.085	589364	------	241618
FD08EL06	1.375	1.299	1.085	1.085	542062	------	241618
FD08SP06 US	1.375	1.257	1.085	1.085	------	504029	241618
FD08SP06 DS	1.375	1.267	1.085	1.085	532638	------	241618
FD08EL07	1.375	1.250	1.085	1.085	417651	------	241618
FD08EL08	1.375	1.250	1.085	1.085	417651	------	241618
INLET E-2-18	1.375	1.239	1.085	1.085	362458	------	241618

Note:
[1] Predictions are based on last Tmeas to analysis ending period.

Company: Vermont Yankee Nuclear Power Corporation Report Date: 24-SEP-2006 Time: 10:16:47
Plant: Vermont Yankee Analysis Date: 24-SEP-2006 Time: 10:16:04
Unit: CHECKWORKS FAC Version 1.0F (Build 52)
DB Name: VY

*** Wear Rate Analysis: Combined Rankings for Inspection ***

Run Name: FEW 2006 Rdr to.RZs
Ending Period: CYCLE 25
Total Plant Operating Hours: 241619 Duty Factor (Global): 1.000
NPA Data Option: Ignore NPA Exclude Measure Wear: No
Line Correction Factor: 0.222

Component Name	Geometry Code	Average Wear Rate (mils/year)	Component Predicted Time to Crit (hrs) Non-Inspected	Inspected
FD07EL08	1	4.055	506853	------
FD07EL07	2	4.547	187362	------
FD08RD03(S/E)	7	7.568	1050805	------
FD07SP10 DS	54	3.932	532638	------
FD01TE02(U/S)	12	5.135	483184	------
FD07RD02(S/E)	7	7.568	93498	------
FD07RD03(S/E)	18	6.622	------	145051
FD08RD03(S/E)	18	6.622	------	242886
FD07SP02 DS	52	3.072	183485	------
FD01TE01(U/S)	12	5.135	1045746	------
FD01SP06 US	62	1.678	------	230241
FD01TE04(U/S)	12	5.135	2928970	------
FD08RD01(S/E)	7	3.932	------	237140
INLET E-2-1A	30	4.915	362458	------
FD07EL01	4	4.547	------	270300
INLET E-2-1B	30	4.915	362458	------
FD07EL09	4	4.547	278831	------
FD01TE01(BR.)	12	4.842	288256	------
FD01TE04(BR.)	12	4.842	288256	------
FD01TE02(BR.)	12	4.842	1667572	------
FD08RD02(L/E)	7	4.301	292532	------
FD07EL06	2	4.547	293952	------
FD07SP10 US	54	3.932	------	297220
FD08EL04	4	4.547	493632	------
FD08SP05 US	52	3.072	298389	------
FD07EL11	2	4.547	417651	------
FD08SP04	54	3.932	------	342778
FD07EL04	2	4.547	------	517283
FD08EL06	4	4.547	542662	------
FD07EL02	2	4.547	525658	------
FD07SP01 US	54	3.932	------	366253
FD08EL07	2	4.547	417651	------
FD08SP01 US	54	3.932	------	373305
FD07EL03	2	4.547	575868	------
FD07RD03(L/E)	18	3.686	------	381770
FD07EL10	4	4.547	417651	------
FD08SP02	68	3.072	------	386542
FD07RD02(L/E)	7	4.301	402605	------
FD07EL12	4	4.547	417651	------
FD07SP04	52	3.072	------	410460
FD07EL05	4	4.547	417651	------
FD01SP11	54	2.685	------	413748
FD08EL03	2	4.547	594251	------
FD08EL02	2	4.547	417651	------
FD08EL08	4	4.547	417651	------
FD08EL01	4	4.547	------	577058
FD08EL05	2	4.547	546927	------
FD07SP02 US	52	3.072	434772	------
FD07SP01 DS	54	3.932	------	445944
FD07RD01(S/E)	7	3.932	475121	------
FD07SP11	54	3.932	532638	------
FD08RD01(L/E)	7	2.937	------	481418
FD07SP03	68	3.072	------	498190
FD08SP06 US	54	3.932	------	504029
FD08RD03(L/E)	18	3.686	------	517393
FD07SP05	54	3.932	532638	------
FD08SP01 DS	54	3.932	532638	------
FD08SP06 DS	54	3.932	532638	------
FD08TE01(D/S)	15	3.686	589364	------
FD07TE01(D/S)	15	3.686	589364	------
FD01SP10 DS	65	1.678	------	545683
FD07TE01(D/S)	15	3.686	589364	------
FD08TE01(D/S)	15	3.686	589364	------
FD07SP08 US	52	3.072	------	556945
FD01TE01(D/S)	12	3.440	1987315	------
FD01TE04(D/S)	12	3.440	4251470	------
FD01TE02(D/S)	12	3.440	674066	------
FD01EL07	4	3.104	1039532	------
FD01EL08	4	3.104	1047550	------
FD01EL06	2	3.104	1039532	------
FD08SP05 DS	52	3.072	770890	------
FD07RD01(L/E)	7	2.937	606823	------
FD08SP03 DS	52	3.072	770890	------
FD07SP03 US	52	3.072	------	624167
FD07SP09	51	2.703	------	727973
FD01SP07 US	62	1.654	------	718560
FD07SP07	52	3.072	------	876207
FD01SP05 DS	62	1.678	724503	------
FD07SP08 DS	52	3.072	770890	------
FD01SP09	64	2.685	1251887	------
FD01TE03(U/S)	19	2.513	1356350	------
FD01TE03(D/S)	19	2.513	1356350	------
FD01SP08	52	2.624	169127	------
FD07SP06	8	1.592	1736562	------
FD01SP07 DS	62	1.654	2133658	------

Company: Vermont Yankee Nuclear Power Corporation Report Date: 28-SEP-2006 Time: 10:30:53
Plant: Vermont Yankee Analysis Date: 28-SEP-2006 Time: 10:16:08
Unit: CHECWORKS FAC Version 1.6F (Build 52)
LB Name: VY

*** Wear Rate Analysis: Wear Predictions Report ***

Run Name: FDW 2006 Mdr to E2s
Ending Period: CYCLE 25
Total Plant Operating Hours: 341618 Duty Factor (Global): 1.000
NRA Data Option: Ignore NRA Exclude Measure Wear: No
Line Correction Factor: 0.200

Component Name	Total Lifetime Wear (mils) Prd.[1]	Meas.	In-Service Cmp. Wear (mils) Prd.[1]	Meas.	In-Service Cmp. Tmeas (in)[3]	Method [2]	Time (hrs)[3]	In-Service Cmp. Thickness (mils)[4] Tp	Tm	Incremental Wear (mils)[5] PRWEAR	Time (hrs) Last Inspected
===>Grouped by Line: 004-24"-FDW-01, No Sorting.											
FD01SP06 US	31.5	112.0	31.5	112.0	1.495	MT	148782	1780.5	1495.0	14.8	148782
FD01SP07 US	31.5	126.0	31.5	126.0	1.566	MT	148782	1780.5	1566.0	14.8	148782
FD01SP10 DS	27.3	50.0	27.3	50.0	1.545	MT	125911	1784.7	1545.0	18.9	125911
FD01SP11	66.0	48.0	66.0	48.0	1.551	MT	207118	1746.0	1551.0	8.0	207118
===>Grouped by Line: 005-18"-FDW-07, No Sorting.											
FD07EL01	100.9	101.0	100.9	101.0	1.216	MT	183618	1274.1	1216.0	24.5	183618
FD07SP01 US	87.3	40.0	87.3	40.0	1.231	MT	183618	1287.7	1231.0	21.2	183618
FD07SP01 DS	77.5	107.0	77.5	107.0	1.268	GW	160352	1297.5	1268.0	31.0	160352
FD07RD03(L/E)	85.7	113.0	85.7	113.0	1.223	MT	195618	1289.3	1223.0	16.0	195618
FD07RD03(S/E)	153.9	79.0	153.9	79.0	0.760	MT	195618	690.1	760.0	28.7	195618
FD07SP03	71.4	46.0	71.4	46.0	1.231	MT	195618	1303.6	1231.0	13.3	195618
FD07EL04	96.3	130.0	96.3	130.0	1.318	MT	171740	1278.7	1318.0	29.1	171740
FD07SP04	65.0	117.0	65.0	117.0	1.214	MT	171740	1310.0	1214.0	19.7	171740
FD07SP07	65.0	65.0	65.0	65.0	1.338	GW	171740	1310.0	1338.0	19.7	171740
FD07SP08 US	65.0	122.0	65.0	122.0	1.253	MT	171740	1310.0	1253.0	19.7	171740
FD07SP09	50.7	118.0	50.7	118.0	1.256	MT	148782	1324.3	1256.0	23.8	148782
FD07SP10 US	73.8	83.0	73.8	83.0	1.221	MT	148782	1301.2	1221.0	34.7	148782
===>Grouped by Line: 006-18"-FDW-07, No Sorting.											
===>Grouped by Line: 011-18"-FDW-08, No Sorting.											
FD08RD01(L/E)	65.2	62.0	65.2	62.0	1.578	MT	207118	1746.8	1578.0	8.8	183618
FD08RD01(S/E)	87.3	18.0	87.3	18.0	1.187	MT	183618	1287.7	1187.0	21.2	183618
FD08EL01	111.8	56.0	111.8	56.0	1.326	MT	207118	1263.2	1326.0	13.6	207118
FD08SP01 US	96.7	30.0	96.7	30.0	1.224	MT	207118	1278.3	1224.0	11.8	207118
FD08RD03(L/E)	98.0	29.0	98.0	29.0	1.254	MT	230118	1277.0	1254.0	3.7	230118
FD08RD03(S/E)	176.1	28.0	176.1	28.0	0.794	MT	230118	667.9	794.0	6.6	230118
FD08SP02	81.7	45.0	81.7	45.0	1.191	MT	230118	1293.3	1191.0	3.1	230118
FD08SP03 US	40.9	137.0	40.9	137.0	1.295	MT	102975	1334.1	1295.0	43.8	102975
FD08SP04	87.3	72.0	87.3	72.0	1.223	MT	183618	1287.7	1223.0	21.2	183618
===>Grouped by Line: 012-18"-FDW-08, No Sorting.											
FD08SP06 US	83.3	93.0	83.3	93.0	1.282	GW	171740	1291.7	1282.0	25.2	171740

Notes:
[1] Predictions are for the time of last inspection (last known meas. wear).
[2] GW = Tmeas is minimum thickness from Band, Blanket or Area Method of greatest wear.
MT = Tmeas is component minimum thickness.
PW = Tmeas is Tinit - predicted wear.
US = Tmeas is user specified.
[3] If no Tmeas has been determined from measured data, then Tmeas = Tinit and Time = current component installation time. Tmeas is used to determine Predicted Thickness and Component Predicted Time to Tcrit.
[4] These two values are used for thickness plot.
Tp = Predicted thickness at Tmeas.
Tm = Last measured thickness (Tmeas).
[5] PRWEAR = Incremental wear from last Tmeas time to analysis ending period.

Tpred/Tcrit Ratio Plot

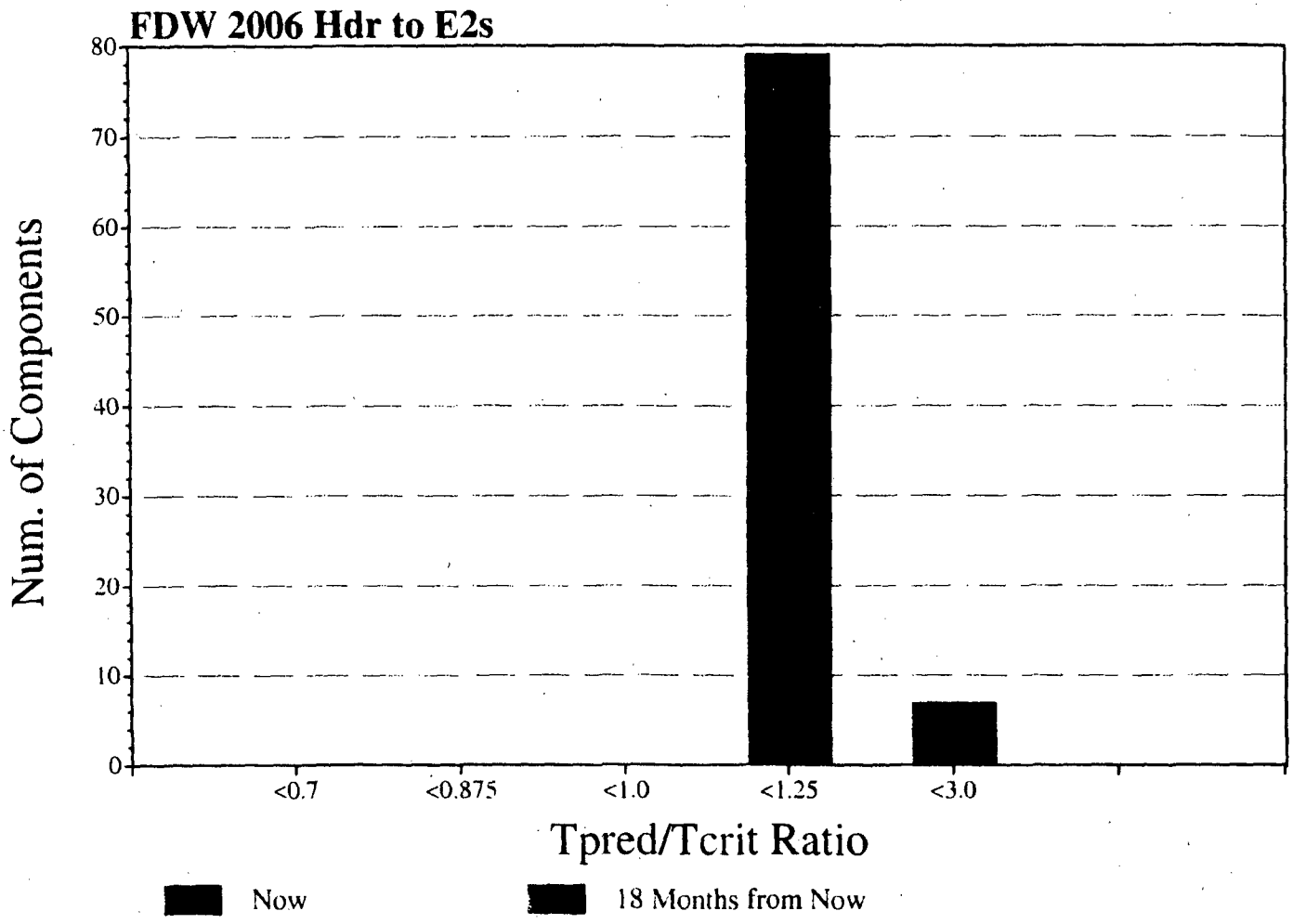

Cumulative % of Comp. Time to Tcrit

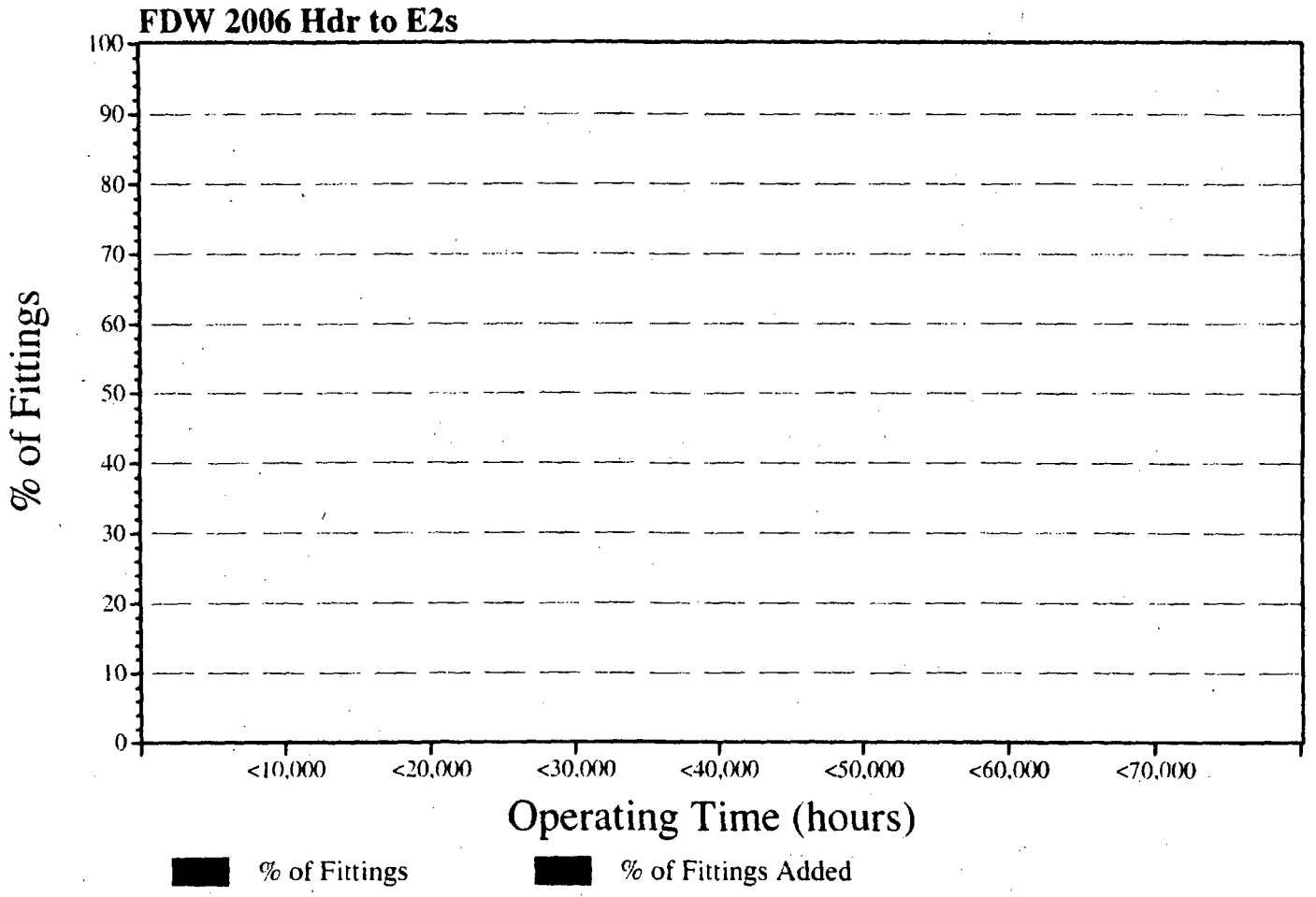

55

Flow Accelerated Corrosion (FAC)

File Edit Analysis Tasks Preferences Window Help

Run Name: FDW2006 2P1s to E2s

Run Title: 2 Feed Pumps running to E2A & E2B

Ending Period: CYCLE 25

Total Oper. Hrs.: 241618.44

Duty Factor: 1.000

Analysis Options
- Ignore MFA Results
- MFA Results 1st Priority
- User Input 1st Priority
- Do Not Use Measured Wear

Database Lines
- 002-16"-FDW-02
- 007-18"-FDW-12
- 008-16"-FDW-14
- 008-18"-FDW-14
- 009-16"-FDW-14
- 009-16"-FDW-16
- 010-10"-FDW-19
- 010-10"-FDW-21

Add >> Remove <<

Lines to Analyze
- 001-16"-FDW-01
- 003-16"-FDW-03
- 004-24"-FDW-01
- 005-18"-FDW-07
- 006-18"-FDW-07
- 011-18"-FDW-08
- 012-18"-FDW-08

Run Definitions
- Condensate
- FDW 2006 E1s to Rx
- FDW 2006 Hdr to E2s
- FDW06 2 P1s to Hdr.
- FDW06 3-P1s to Hdr
- FDW2006 2P1s to E2s
- FDW2006 E2s to E1s
- Feed Pump Recirc
- Feedwater
- Feedwater Flush
- Feedwater Low Flow
- Heater Drain Pumps
- Main Steam 2006
- Moist Sep High Level
- Moist Separator Drn
- Reactor Cleanup
- Steam Seal Regulator
- TEST- FDWpumpsto E2
- XP Test Feedwater

Prev | Next | Add | Reset | Save

Copy | Delete | Print... | Help | Done

Advanced Run Def...

SUPERVISOR VY

Start | EPRI CHECWOR... | Flow Accelera... | Desktop | 10:12 AM

Comparison of Wear Predictions

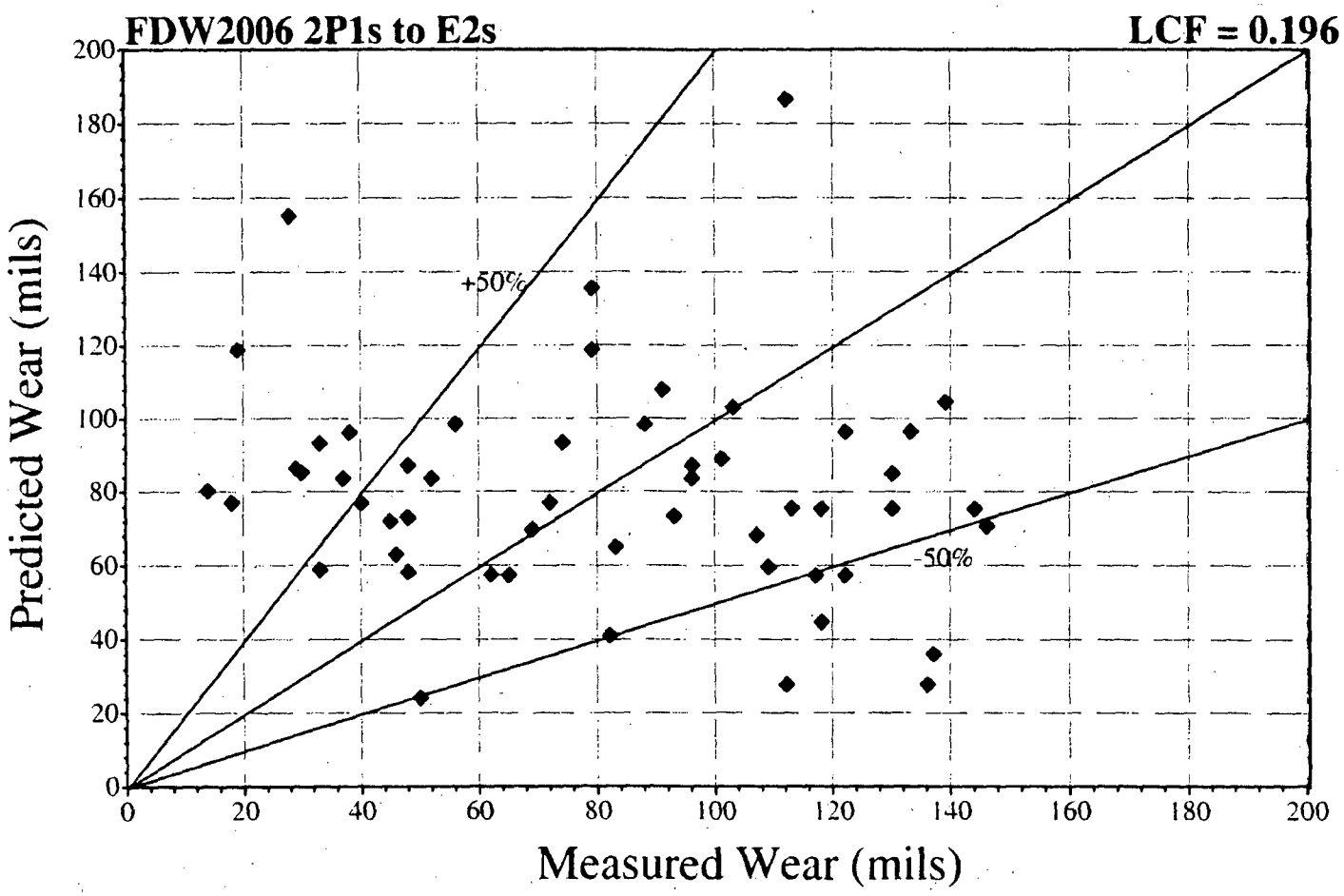

◆ Current Component

Comparison of Thickness Predictions

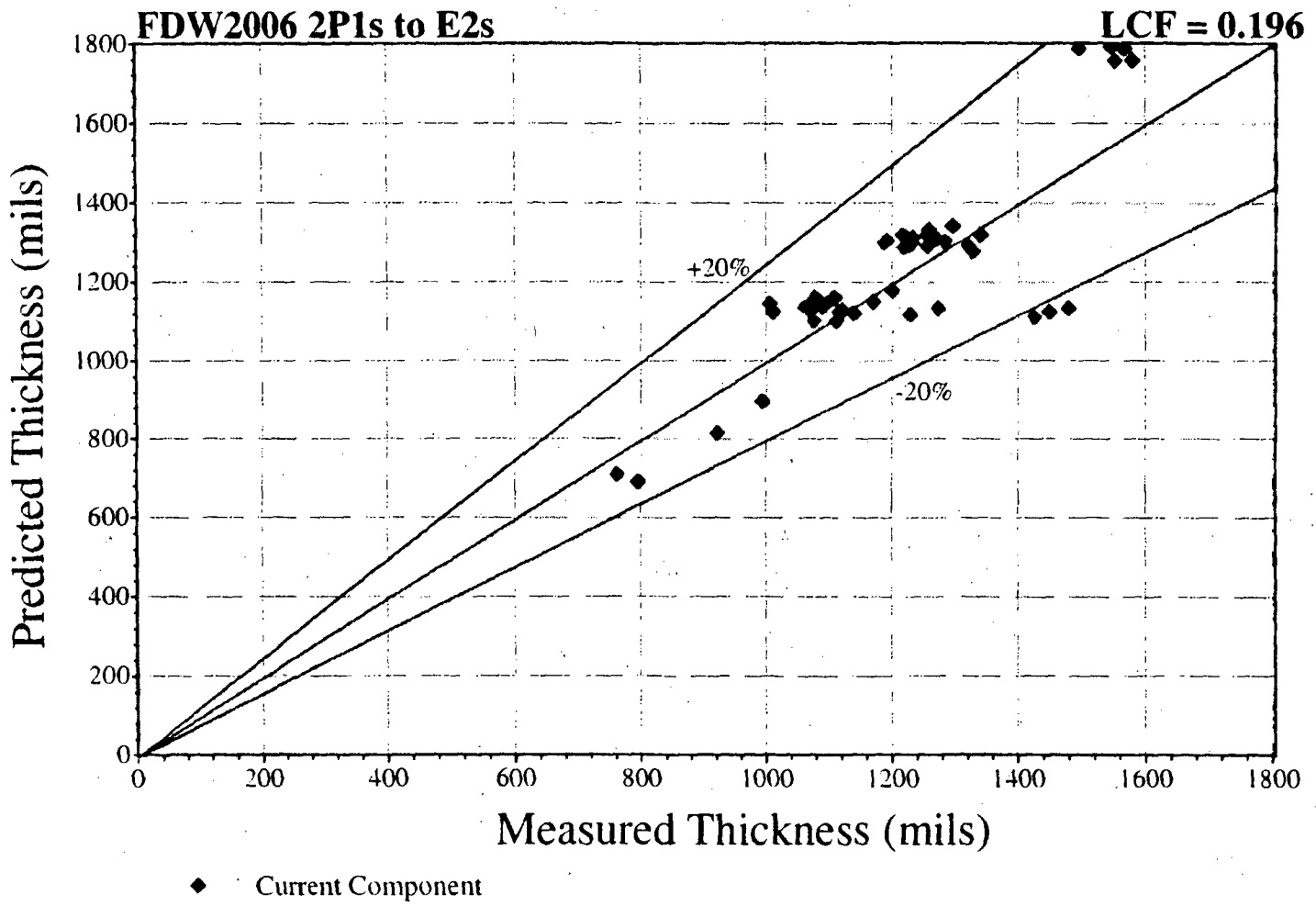

Company: Vermont Yankee Nuclear Power Corporation Report Date: 28-SEP-2006 Time: 10:04:53
Plant: Vermont Yankee Analysis Date: 28-SEP-2006 Time: 10:03:33
Unit: CHECWORKS FAC Version 1.0F (Build 52)
DB Name: VT

*** Wear Rate Analysis: Combined Summary Report ***

Run Name: FW2006 2Pls to E2s
Reading Period: CYCLE 25
Total Plant Operating Hours: 241618 Duty Factor (Global): 1.000
UFA Data Option: Ignore NFA Exclude Measure Wear: No
Line Correction Factor: 0.196

Component Name	Geom. Code	Average Wear Rate (mils/year)	Current Wear Rate (mils/year)	Thickness (in) Init.	Prd.[1]	Thoop	Tcrit	Component Predict[1] Time to Tcrit (hrs) Non-Insp.	Insp.	Total Lifetime Wear (mils) Prd.[2]	Meas.	In-Service Cmp. Wear (mils) Prd.[2]	Meas.	In-Service Cmp. Tmeas (in)[4]	Method[3]	Time (hrs)[4]	Time(hrs) Last Inspected
***Grouped by Line: 001-16"-FDW-01, No Sorting.																	
OUTLET P-1-1A	31	8.398	6.376	1.000	0.768	0.769	0.769	-275	------	---	---	---	---	1.000	--	0	-----
FD01BT01(L/E)	18	3.762	2.856	1.219	1.024	0.964	0.964	181082	------	---	---	---	---	1.031	MT	218618	-----
FD01BT01(S/E)	18	4.703	3.570	1.000	0.897	0.769	0.769	314205	------	---	---	---	---	0.906	MT	218618	-----
FD01EL01	4	4.639	3.522	1.219	1.065	0.964	0.964	------	249415	118.7	79.0	118.7	79.0	1.074	MT	218618	218618
FD01TE01(U/S)	15	3.762	2.856	1.219	1.107	0.964	0.964	------	435674	96.3	122.0	96.3	122.0	1.114	MT	218618	218618
FD01TE01(D/S)	15	3.762	2.856	1.219	1.003	0.964	0.964	------	116667	96.3	133.0	96.3	133.0	1.010	MT	218618	218618
FD01SP01	56	2.759	2.094	1.219	1.143	0.964	0.964	746397	------	---	---	---	---	1.219	--	0	-----
FD01EL02	4	4.639	3.522	1.219	1.108	0.964	0.964	------	357616	98.2	88.0	98.2	88.0	1.138	MT	171740	171740
FD01SP02 US	54	4.013	3.046	1.219	1.093	0.964	0.964	370414	------	---	---	---	---	1.119	MT	171740	-----
FD01SP02 DS	54	4.013	3.046	1.219	1.103	0.964	0.964	------	397168	93.3	74.0	93.3	74.0	1.129	GW	195618	195618
FD01EL03	2	4.639	3.522	1.219	1.507	0.964	0.964	1348963	------	---	---	---	---	1.522	MT	195618	-----
FD01SP03 US	52	3.135	2.380	1.219	1.055	0.964	0.964	------	334677	72.9	48.0	72.9	48.0	1.069	MT	195618	195618
FD01SP03 DS	52	3.135	2.380	1.219	1.133	0.964	0.964	618638	------	---	---	---	---	1.219	--	0	-----
FD01EL04	2	4.639	3.522	1.219	1.101	0.964	0.964	------	338950	118.7	19.0	118.7	19.0	1.110	MT	218618	218618
FD01SP04 US	52	3.135	2.380	1.219	1.059	0.964	0.964	------	347047	80.2	14.0	80.2	14.0	1.065	MT	218618	218618
FD01SP04 DS	52	3.135	2.380	1.219	1.133	0.964	0.964	618638	------	---	---	---	---	1.219	--	0	-----
FD01EL05	2	4.639	3.522	1.219	1.091	0.964	0.964	314779	------	---	---	---	---	1.219	--	0	-----
FD01SP05 US	52	3.135	2.380	1.219	1.133	0.964	0.964	618638	------	---	---	---	---	1.219	--	0	-----
FD01SP05 DS	52	3.135	2.380	1.219	1.159	0.964	0.964	717185	------	---	---	---	---	1.204	MT	102975	-----
***Grouped by Line: 003-16"-FDW-03, No Sorting.																	
OUTLET P-1-1C	31	8.398	6.376	1.000	0.874	0.769	0.769	------	144602	186.4	112.0	186.4	112.0	0.919	MT	183618	183618
FD03BT01(L/E)	18	3.762	2.856	1.219	1.038	0.964	0.964	------	224808	83.5	96.0	83.5	96.0	1.058	MT	183618	183618
FD03BT01(S/E)	18	4.703	3.570	1.000	0.967	0.769	0.769	------	486109	104.4	139.0	104.4	139.0	0.992	MT	183618	183618
FD03EL01	4	4.639	3.522	1.219	1.201	0.964	0.964	------	588356	103.0	103.0	103.0	103.0	1.226	MT	183618	183618
FD03TE01(U/S)	15	3.762	2.856	1.219	1.052	0.964	0.964	------	267751	83.5	37.0	83.5	37.0	1.072	GW	183618	183618
FD03TE01(D/S)	15	3.762	2.856	1.219	1.069	0.964	0.964	------	319897	83.5	52.0	83.5	52.0	1.089	MT	183618	183618
FD03SP01	56	2.759	2.094	1.219	1.068	0.964	0.964	------	430970	70.6	146.0	70.6	146.0	1.073	GW	218618	218618
FD03EL02	4	4.639	3.522	1.219	1.111	0.964	0.964	364624	------	---	---	---	---	1.152	MT	148782	-----
FD03SP02 US	54	4.013	3.046	1.219	1.060	0.964	0.964	------	273587	75.3	118.0	75.3	118.0	1.095	GW	148782	148782
FD03SP02 DS	54	4.013	3.046	1.219	1.056	0.964	0.964	------	262754	59.5	109.0	59.5	109.0	1.107	MT	114614	114614
FD03EL03	2	4.138	3.141	1.219	1.430	0.964	0.964	------	1298252	96.2	38.0	96.2	38.0	1.448	MT	195618	195618
FD03SP03	51	2.759	2.094	1.219	1.163	0.964	0.964	------	829696	40.9	82.0	40.9	82.0	1.198	MT	114614	114614
FD03EL04	4	4.639	3.522	1.219	1.403	0.964	0.964	------	1090308	107.8	91.0	107.8	91.0	1.423	MT	195618	195618
FD03SP04 US	54	4.013	3.046	1.219	1.051	0.964	0.964	------	247633	93.3	33.0	93.3	33.0	1.058	MT	195618	195618
FD03SP04 DS	54	4.013	3.046	1.219	1.054	0.964	0.964	------	256333	75.3	130.0	75.3	130.0	1.089	MT	148782	148782
FD03EL05	2	4.639	3.522	1.219	1.230	0.964	0.964	------	660586	87.0	48.0	87.0	48.0	1.271	MT	148782	148782
FD03SP05	52	3.135	2.380	1.219	1.048	0.964	0.964	------	308755	58.8	33.0	58.8	33.0	1.076	MT	148782	148782
FD03EL06	4	4.639	3.522	1.219	1.437	0.964	0.964	------	1175408	87.0	96.0	87.0	96.0	1.478	MT	148782	148782
FD03SP06	54	4.013	3.046	1.219	0.969	0.964	0.964	------	11901	75.3	144.0	75.3	144.0	1.004	MT	148782	148782
FD03EL07	2	4.639	3.522	1.219	1.508	0.964	0.964	1351886	------	---	---	---	---	1.533	MT	183618	-----
FD03SP07 US	52	3.135	2.380	1.219	1.151	0.964	0.964	------	687082	69.6	69.0	69.6	69.0	1.168	GW	183618	183618
FD03SP07 DS	52	3.135	2.380	1.219	1.039	0.964	0.964	272920	------	---	---	---	---	1.074	MT	125911	-----
***Grouped by Line: 004-24"-FDW-01, No Sorting.																	
FD01TE01(U/S)	12	4.521	3.432	1.812	1.919	1.447	1.447	1205476	------	---	---	---	---	1.970	MT	125911	-----
FD01TE01(D/S)	12	3.029	2.299	1.812	2.044	1.447	1.447	2274932	------	---	---	---	---	2.078	MT	125911	-----
FD01TE01(BR.)	12	4.263	3.237	1.219	1.101	0.964	0.964	370635	------	---	---	---	---	1.219	--	0	-----
FD01SP06 DS	62	1.477	1.122	1.812	1.555	1.447	1.447	845365	------	---	---	---	---	1.576	MT	102975	-----
FD01SP06 US	62	1.477	1.122	1.812	1.482	1.447	1.447	------	275451	27.7	112.0	27.7	112.0	1.495	MT	148782	148782
FD01TE02(U/S)	12	4.521	3.432	1.812	1.667	1.447	1.447	562637	------	---	---	---	---	1.707	MT	148782	-----
FD01TE02(D/S)	12	3.029	2.299	1.812	1.651	1.447	1.447	779445	------	---	---	---	---	1.678	MT	148782	-----
FD01TE02(BR.)	12	4.263	3.237	1.219	1.669	0.964	0.964	1907893	------	---	---	---	---	1.707	MT	148782	-----
FD01SP07 DS	62	1.477	1.122	1.812	1.553	1.447	1.447	------	829982	27.7	136.0	27.7	136.0	1.566	MT	148782	148782
FD01SP07 US	62	1.477	1.122	1.812	1.771	1.447	1.447	2534635	------	---	---	---	---	1.812	--	0	-----

FD01EL06	2	2.733	2.075	1.812	1.737	1.447	1.447	1223953	------	---	---	---	---	1.812	--	0	-----
FD01SP08	52	1.847	1.402	1.812	1.761	1.447	1.447	1964216	------	---	---	---	---	1.812	--	0	-----
FD01EL07	4	2.733	2.075	1.812	1.737	1.447	1.447	1223953	------	---	---	---	---	1.812	--	0	-----
FD01SP09	54	2.364	1.795	1.812	1.747	1.447	1.447	1464924	------	---	---	---	---	1.812	--	0	-----
FD01TE03(U/S)	15	2.216	1.682	1.812	1.751	1.447	1.447	1583803	------	---	---	---	---	1.812	--	0	-----
FD01TE03(D/S)	15	2.216	1.682	1.812	1.751	1.447	1.447	1583803	------	---	---	---	---	1.812	--	0	-----
FD01SP10 US	65	1.477	1.122	1.812	1.771	1.447	1.447	2534835	------	---	---	---	---	1.812	--	0	-----
FD01SP10 DS	65	1.477	1.122	1.812	1.528	1.447	1.447	------	637492	24.1	50.0	24.1	50.0	1.545	MT	125911	125911
FD01TE04(U/S)	12	4.521	3.432	1.812	2.757	1.447	1.447	3344486	------	---	---	---	---	2.808	US	125911	-----
FD01TE04(D/S)	12	3.629	2.299	1.812	2.719	1.447	1.447	4846614	------	---	---	---	---	2.753	US	125911	-----
FD01TE04(BR.)	12	4.263	3.237	1.219	1.101	0.964	0.964	370635	------	---	---	---	---	1.219	--	0	-----
FD01EL08	4	2.733	2.075	1.812	1.894	1.447	1.447	1889019	------	---	---	---	---	1.925	US	125911	-----
FD01SP11	54	2.364	1.795	1.812	1.544	1.447	1.447	------	474631	58.1	48.0	58.1	48.0	1.551	MT	207118	207118

***Grouped by Line: 005-18"-FDW-07, No Sorting.

FD07RD01(L/E)	7	2.585	1.963	1.812	1.606	1.447	1.447	711588	------	---	---	---	---	1.643	MT	102975	-----
FD07RD01(S/E)	7	3.462	2.628	1.375	1.254	1.085	1.085	561997	------	---	---	---	---	1.303	MT	102975	-----
FD07EL01	4	4.003	3.039	1.375	1.194	1.085	1.085	------	315448	88.9	101.0	88.9	101.0	1.216	MT	183618	183618
FD07SP01 US	54	3.462	2.628	1.375	1.212	1.085	1.085	------	424433	76.9	40.0	76.9	40.0	1.231	MT	183618	183618
FD07SP01 DS	54	3.462	2.628	1.375	1.241	1.085	1.085	------	518870	68.2	107.0	68.2	107.0	1.268	GW	160352	160352
FD07EL02	2	4.003	3.039	1.375	1.296	1.085	1.085	609412	------	---	---	---	---	1.328	MT	160352	-----
FD07SP02 US	52	2.705	2.053	1.375	1.204	1.085	1.085	506181	------	---	---	---	---	1.225	MT	160352	-----
FD07SP02 DS	52	2.705	2.053	1.375	1.135	1.085	1.085	211531	------	---	---	---	---	1.140	MT	218618	-----
FD07EL03	2	4.003	3.039	1.375	1.313	1.085	1.085	657209	------	---	---	---	---	1.321	US	218618	-----
FD07RD03(L/E)	7	3.787	2.875	1.375	1.239	1.085	1.085	469645	------	---	---	---	---	1.269	US	160352	-----
FD07RD03(S/E)	7	6.663	5.059	0.844	0.716	0.648	0.648	118553	------	---	---	---	---	0.769	MT	160352	-----
FD07RD03(L/E)	18	3.246	2.464	1.375	1.209	1.085	1.085	------	440427	75.4	113.0	75.4	113.0	1.223	MT	195618	195618
FD07RD03(S/E)	18	5.830	4.426	0.844	0.735	0.648	0.648	------	171557	135.5	79.0	135.5	79.0	0.760	MT	195618	195618
FD07SP03	68	2.705	2.053	1.375	1.219	1.085	1.085	------	572660	62.9	46.0	62.9	46.0	1.231	MT	195618	195618
FD07EL04	2	4.003	3.039	1.375	1.292	1.085	1.085	------	597590	84.7	130.0	84.7	130.0	1.318	MT	171740	171740
FD07SP04	52	2.705	2.053	1.375	1.197	1.085	1.085	------	476257	57.3	117.0	57.3	117.0	1.214	MT	171740	171740
FD07EL05	4	4.003	3.039	1.375	1.265	1.085	1.085	517606	------	---	---	---	---	1.375	--	0	-----
FD07SP05	54	3.462	2.628	1.375	1.280	1.085	1.085	648210	------	---	---	---	---	1.375	--	0	-----
FD07SP06	9	1.393	1.057	1.375	1.337	1.085	1.085	2083806	------	---	---	---	---	1.375	--	0	-----
FD07EL06	2	4.003	3.039	1.375	1.204	1.085	1.085	343925	------	---	---	---	---	1.230	GW	171740	-----
FD07SP07	52	2.705	2.053	1.375	1.321	1.085	1.085	------	1005264	57.3	65.0	57.3	65.0	1.338	GW	171740	171740
FD07EL07	2	4.003	3.039	1.375	1.162	1.085	1.085	222858	------	---	---	---	---	1.188	MT	171740	-----
FD07SP08 US	52	2.705	2.053	1.375	1.236	1.085	1.085	------	642638	57.3	122.0	57.3	122.0	1.253	MT	171740	171740
FD07SP08 DS	52	2.705	2.053	1.375	1.300	1.085	1.085	918823	------	---	---	---	---	1.375	--	0	-----
FD07EL08	1	3.570	2.710	1.375	1.277	1.085	1.085	618923	------	---	---	---	---	1.375	--	0	-----
FD07SP09	51	2.380	1.807	1.375	1.235	1.085	1.085	------	727091	44.7	118.0	44.7	118.0	1.256	MT	148782	148782
FD07EL09	4	4.003	3.039	1.375	1.200	1.085	1.085	330527	------	---	---	---	---	1.235	MT	148782	-----
FD07SP10 US	54	3.462	2.628	1.375	1.190	1.085	1.085	------	351414	65.0	83.0	65.0	83.0	1.221	MT	148782	148782

***Grouped by Line: 006-18"-FDW-07, No Sorting.

FD07SP10 DS	54	3.462	2.628	1.375	1.280	1.085	1.085	648210	------	---	---	---	---	1.375	--	0	-----
FD07TE01(U/S)	15	3.246	2.464	1.375	1.265	1.085	1.085	712642	------	---	---	---	---	1.375	--	0	-----
FD07TE01(D/S)	15	3.246	2.464	1.375	1.285	1.085	1.085	712642	------	---	---	---	---	1.375	--	0	-----
FD07EL10	4	4.003	3.039	1.375	1.265	1.085	1.085	517606	------	---	---	---	---	1.375	--	0	-----
FD07SP11	54	3.462	2.628	1.375	1.280	1.085	1.085	648210	------	---	---	---	---	1.375	--	0	-----
FD07EL11	4	4.003	3.039	1.375	1.265	1.085	1.085	517606	------	---	---	---	---	1.375	--	0	-----
FD07EL12	4	4.003	3.039	1.375	1.265	1.085	1.085	517606	------	---	---	---	---	1.375	--	0	-----
INLET E-2-1A	30	4.328	3.285	1.375	1.256	1.085	1.085	454916	------	---	---	---	---	1.375	--	0	-----

***Grouped by Line: 011-18"-FDW-08, No Sorting.

FD08RD01(L/E)	7	2.585	1.963	1.812	1.570	1.447	1.447	------	551492	57.4	62.0	57.4	62.0	1.578	MT	207118	183618
FD08RD01(S/E)	7	3.462	2.628	1.375	1.168	1.085	1.085	------	277783	76.9	18.0	76.9	18.0	1.187	MT	183618	183618
FD08EL01	4	4.003	3.039	1.375	1.314	1.085	1.085	------	660122	98.4	56.0	98.4	56.0	1.326	MT	207118	207118
FD08SP01 US	54	3.462	2.628	1.375	1.214	1.085	1.085	------	428695	85.1	30.0	85.1	30.0	1.224	MT	207118	207118
FD08SP01 DS	54	3.462	2.628	1.375	1.280	1.085	1.085	648210	------	---	---	---	---	1.375	--	0	-----
FD08EL02	2	4.003	3.039	1.375	1.265	1.085	1.085	517606	------	---	---	---	---	1.375	--	0	-----
FD08RD02(L/E)	7	3.787	2.875	1.375	1.199	1.085	1.085	346089	------	---	---	---	---	1.232	MT	148782	-----
FD08RD02(S/E)	7	6.663	5.059	0.844	1.345	0.648	0.648	1207354	------	---	---	---	---	1.404	MT	148782	-----
FD08RD03(L/E)	18	3.246	2.464	1.375	1.251	1.085	1.085	------	589229	86.3	29.0	86.3	29.0	1.254	MT	230118	230118
FD08RD03(S/E)	18	5.830	4.426	0.844	0.788	0.648	0.648	------	277438	155.0	28.0	155.0	28.0	0.794	MT	230118	230118
FD08SP03	68	2.705	2.053	1.375	1.188	1.085	1.085	------	440606	71.9	45.0	71.9	45.0	1.191	MT	230118	230118
FD08EL03	2	4.003	3.039	1.375	1.327	1.085	1.085	697308	------	---	---	---	---	1.384	MT	102975	-----
FD08SP03 US	52	2.705	2.053	1.375	1.256	1.085	1.085	------	731287	36.0	137.0	36.0	137.0	1.295	MT	102975	102975
FD08SP03 DS	52	2.705	2.053	1.375	1.300	1.085	1.085	918823	------	---	---	---	---	1.375	--	0	-----
FD08EL04	4	4.003	3.039	1.375	1.282	1.085	1.085	569113	------	---	---	---	---	1.304	GW	183618	-----
FD08SP04	54	3.462	2.628	1.375	1.204	1.085	1.085	------	397769	76.9	72.0	76.9	72.0	1.223	MT	183618	183618
FD08EL05	2	4.003	3.039	1.375	1.303	1.085	1.085	629646	------	---	---	---	---	1.325	MT	183618	-----
FD08SP05 US	52	2.705	2.053	1.375	1.166	1.085	1.085	347351	------	---	---	---	---	1.181	MT	183618	-----

***Grouped by Line: 012-18"-FDW-08, No Sorting.

FLOWELBOW DS	52	3.705	2.053	1.375	1.300	1.085	1.085	918823	------	---	---	---	---	1.375	--	0	-----
FLOATEQ1(US)	15	3.246	2.464	1.375	1.285	1.085	1.085	712642	------	---	---	---	---	1.375	--	0	-----
FLOATEQ1(DS)	15	3.246	2.464	1.375	1.285	1.085	1.085	712642	------	---	---	---	---	1.375	--	0	-----
FDOWELOW	4	4.003	3.039	1.375	1.302	1.085	1.085	626415	------	---	---	---	---	1.328	MT	171740	-----
FDOWSF35 US	54	3.462	2.628	1.375	1.260	1.085	1.085	------	582535	73.3	93.0	73.3	93.0	1.262	GW	171740	171740
FDOWSF05 DS	54	3.462	2.628	1.375	1.280	1.085	1.085	648210	------	---	---	---	---	1.375	--	0	-----
FLOWELOW	3	4.003	3.039	1.375	1.265	1.085	1.085	517606	------	---	---	---	---	1.375	--	0	-----
FDOWELOW	4	4.003	3.039	1.375	1.265	1.085	1.085	517606	------	---	---	---	---	1.375	--	0	-----
HDEST E 2-18	30	4.328	3.285	1.375	1.256	1.085	1.085	454916	------	---	---	---	---	1.375	--	0	-----

Notes:
[1] Predictions are based on last Tmeas to analysis ending period.
[2] Predictions are for the time of last inspection (last known meas. wear).
[3] GW = Tmeas is minimum thickness from Band, Blanket or Area Method of greatest wear.
MT = Tmeas is component minimum thickness.
PW = Tmeas is Tinit - predicted wear.
US = Tmeas is user specified.
[4] If no Tmeas has been determined from measured data, then Tmeas = Tinit and Time = current component installation time.
Tmeas is used to determine Predicted Thickness and Component Predicted Time to Tcrit.

Company: Vermont Yankee Nuclear Power Corporation Report Date: 14-SEP-2006 Time: 10:04:14
Plant: Vermont Yankee Analysis Date: 28-SEP-2006 Time: 10:03:33
Unit: CHECWORKS FAC Version 1.0F (Build 52)
DB Name: VY

*** Wear Rate Analysis: Combined Rankings for Inspection ***

Run Name: FDW2006 3P1s to E2s
Ending Period: CYCLE 25
Total Plant Operating Hours: 241618 Duty Factor (Global): 1.000
WRA Data Option: Ignore NFA Exclude Measure Wear: No
Line Correction Factor: 0.196

Component Name	Geometry Code	Average Wear Rate (mils/year)	Component Predicted Time to Crit (hrs) Non-Inspected	Inspected
FD03EL03	1	4.138	------	1298252
FD03EL07	2	4.639	1351886	------
FD08RD02(S/E)	7	6.663	1207254	------
FD03SP04 DS	54	4.013	------	256333
OUTLET P-1-1A	31	8.398	-275	------
OUTLET P-1-1C	31	8.398	------	144602
FD03SP06	54	4.013	------	11301
FD07RD02(S/E)	7	6.663	118553	------
FD01TE05(D/S)	15	3.762	------	116867
FD08RD03(S/E)	18	5.830	------	277438
FD07RD03(S/E)	18	5.830	------	171557
FD01RD01(S/E)	18	4.703	314205	------
FD01RD01(L/E)	18	3.762	181082	------
FD03RD01(S/E)	18	4.703	------	486109
FD07SP02 DS	52	2.705	211531	------
FD01EL01	4	4.639	------	249415
FD07EL07	2	4.003	222858	------
FD03EL06	4	4.639	------	1175408
FD03RD01(L/E)	18	3.762	------	224808
FD03EL04	4	4.639	------	1090308
FD03SP04 US	54	4.013	------	247633
FD01EL05	2	4.639	314779	------
FD03EL05	2	4.639	------	660586
FD01EL03	2	4.639	1348963	------
FD03SP02 DS	54	4.013	------	262754
FD01EL02	4	4.639	------	357616
FD03TE01(U/S)	15	3.762	------	267751
FD03SP07 DS	52	3.135	272920	------
FD03EL02	4	4.639	364624	------
FD03SP02 US	54	4.013	------	273587
FD01EL04	2	4.639	------	338950
FD01SP06 US	62	1.477	------	275451
FD03EL01	4	4.639	------	588356
FD01TE04(U/S)	12	4.521	3344486	------
FD08RD01(S/E)	7	3.462	------	277783
FD01TE02(U/S)	12	4.521	562637	------
FD03SP05	52	3.135	------	308755
FD01TE01(U/S)	12	4.521	1205476	------
INLET E-2-1B	30	4.328	454916	------
INLET E-2-1A	30	4.328	454916	------
FD07EL01	4	4.003	------	315448
FD01TE02(BR.)	12	4.263	1907393	------
FD03TE01(D/S)	15	3.762	------	319897
FD01TE04(BR.)	12	4.263	370635	------
FD07EL09	4	4.003	330527	------
FD01TE01(BR.)	12	4.263	370635	------
FD01SP03 US	52	3.135	------	334677
FD07EL06	2	4.003	343925	------
FD08RD02(L/E)	7	3.787	346089	------
FD01SP02 DS	54	4.013	------	397168
FD01SP04 US	52	3.135	------	347047
FD08SP05 US	52	2.705	347351	------
FD07SP10 US	54	3.462	------	351414
FD01SP02 US	54	4.013	370414	------
FD07EL04	2	4.003	------	597590
FD08EL04	4	4.003	569113	------
FD08EL05	2	4.003	629646	------
FD08SP04	54	3.462	------	397769
FD08EL03	2	4.003	697308	------
FD07SP01 US	54	3.462	------	424433
FD08EL01	4	4.003	------	660122
FD08SP01 US	54	3.462	------	429635
FD09EL02	2	4.003	517606	------
FD03SP01	68	2.759	------	430970
FD09EL06	4	4.003	626415	------
FD01TE05(U/S)	15	3.762	------	435674
FD07EL12	4	4.003	517606	------
FD07RD03(L/E)	18	3.246	------	440427
FD09SP02	68	2.785	------	440606
FD07EL10	4	4.003	517606	------
FD07EL02	2	4.003	669412	------
FD07EL05	4	4.003	517606	------
FD07RD02(L/E)	7	3.787	469645	------
FD01SP11	54	2.364	------	471631
FD07EL03	2	4.003	657209	------
FD07SP04	52	2.765	------	476257
FD07EL11	2	4.003	517606	------
FD08EL08	4	4.003	517606	------
FD07SP02 US	52	2.785	516181	------
FD08EL07	2	4.003	517606	------
FD07SP01 DS	54	3.462	------	518876
FD08RD01(L/E)	7	2.595	------	531492
FD07EL08	1	3.578	616023	------
FD07RD01(S/E)	7	3.462	556337	------
FD07SP10 DS	54	3.462	548210	------

62

FD07SP03	58	2.705	------	972660
FD08SP06 US	54	3.462	------	582535
FD07SP05	54	3.462	648210	------
FD09RD03(L/E)	18	3.246	------	583229
FD08SP01 DS	54	3.462	648210	------
FD01SP05 US	52	3.135	618638	------
FD08SP06 DS	54	3.462	648210	------
FD01SP03 DS	52	3.135	618638	------
FD01SP04 DS	52	3.135	618638	------
FD07SP11	54	3.462	648210	------
FD09TE01(D/S)	15	3.246	712642	------
FD04TE01(D/S)	15	3.246	712642	------
FD01SP10 DS	65	1.477	------	637492
FD07TE02(D/S)	15	3.246	712642	------
FD07SP08 US	52	2.705	------	642638
FD07TE01(D/S)	15	3.246	712642	------
FD01SP05 DS	52	3.135	717185	------
FD03SP07 US	52	3.135	------	687082
FD07RD01(L/E)	7	2.586	711588	------
FD01TE02(D/S)	12	3.029	779445	------
FD01TE01(D/S)	12	3.029	2274932	------
FD01TE04(D/S)	12	3.029	4846614	------
FD03SP03	51	2.759	------	829696
FD07SP09	51	2.380	------	727091
FD01SP01	58	2.759	746297	------
FD08SP03 US	52	2.705	------	731287
FD01EL06	2	2.733	1223953	------
FD01EL08	4	2.733	1889019	------
FD01EL07	4	2.733	1223953	------
FD01SP07 US	62	1.477	------	829982
FD01SP06 DS	62	1.477	845365	------
FD07SP08 DS	52	2.705	918823	------
FD08SP03 DS	52	2.705	918823	------
FD08SP05 DS	52	2.705	918823	------
FD07SP07	52	2.705	------	1005264
FD01SP09	54	2.364	1464924	------
FD01TE03(D/S)	15	2.216	1583803	------
FD01TE03(D/S)	15	2.216	1583803	------
FD01SP08	52	1.847	1964216	------
FD01SP10 US	65	1.477	2534835	------
FD07SP06	9	1.393	2083806	------
FD01SP07 DS	62	1.477	2534835	------

Company: Vermont Yankee Nuclear Power Corporation Report Date: 28-SEP-2006 Time: 10:04:10
Plant: Vermont Yankee Analysis Date: 28-SEP-2006 Time: 10:03:33
Unit: CHECWORKS FAC Version 1.0F (Build 52)
DB Name: VY

*** Wear Rate Analysis: Thickness/Service Time Report ***

Run Name: FDW2006 DP1s to E2s
Ending Period: CYCLE 25
Total Plant Operating Hours: 241618 Duty Factor (Global): 1.000
NFA Data Option: Ignore NFA Exclude Measure Wear: No
Line Correction Factor: 0.196

Component Name	Thickness (in) Init.	Prd.[1]	Thoop	Tcrit	Component Predicted[1] Time to Tcrit (hrs) Non-Inspected	Inspected	Component Actual Service Time (hrs)
===>Grouped by Line: 001-16"-FDW-01, No Sorting.							
OUTLET P-1-1A	1.000	0.768	0.769	0.769	-275	------	241618
FD01RD01(L/E)	1.219	1.024	0.964	0.964	181082	------	241618
FD01RD01(S/E)	1.000	0.897	0.769	0.769	314205	------	241618
FD01EL01	1.219	1.065	0.964	0.964	------	243415	241618
FD01TE05(U/S)	1.219	1.107	0.964	0.964	------	435674	241618
FD01TE05(D/S)	1.219	1.003	0.964	0.964	------	116667	241618
FD01SP01	1.219	1.143	0.964	0.964	746397	------	241618
FD01EL02	1.219	1.108	0.964	0.964	------	357616	241618
FD01SP02 US	1.219	1.093	0.964	0.964	370414	------	241618
FD01SP02 DS	1.219	1.103	0.964	0.964	------	397168	241618
FD01EL03	1.219	1.507	0.964	0.964	1348963	------	241618
FD01SP03 US	1.219	1.055	0.964	0.964	------	334677	241618
FD01SP03 DS	1.219	1.133	0.964	0.964	618638	------	241618
FD01EL04	1.219	1.101	0.964	0.964	------	338950	241618
FD01SP04 US	1.219	1.059	0.964	0.964	------	347047	241618
FD01SP04 DS	1.219	1.133	0.964	0.964	618638	------	241618
FD01EL05	1.219	1.091	0.964	0.964	314779	------	241618
FD01SP05 US	1.219	1.133	0.964	0.964	618638	------	241618
FD01SP05 DS	1.219	1.159	0.964	0.964	717185	------	241618
===>Grouped by Line: 003-16"-FDW-03, No Sorting.							
OUTLET P-1-1C	1.000	0.874	0.769	0.769	------	144602	241618
FD03RD01(L/E)	1.219	1.038	0.964	0.964	------	224808	241618
FD03RD01(S/E)	1.000	0.967	0.769	0.769	------	486109	241618
FD03EL01	1.219	1.201	0.964	0.964	------	588356	241618
FD03TE01(U/S)	1.219	1.052	0.964	0.964	------	267751	241618
FD03TE01(D/S)	1.219	1.069	0.964	0.964	------	319897	241618
FD03SP01	1.219	1.068	0.964	0.964	------	430970	241618
FD03EL02	1.219	1.111	0.964	0.964	364624	------	241618
FD03SP02 US	1.219	1.060	0.964	0.964	------	273587	241618
FD03SP02 DS	1.219	1.056	0.964	0.964	------	262754	241618
FD03EL03	1.219	1.430	0.964	0.964	------	1298252	241618
FD03SP03	1.219	1.163	0.964	0.964	------	829696	241618
FD03EL04	1.219	1.403	0.964	0.964	------	1090308	241618
FD03SP04 US	1.219	1.051	0.964	0.964	------	247633	241618
FD03SP04 DS	1.219	1.054	0.964	0.964	------	256333	241618
FD03EL05	1.219	1.230	0.964	0.964	------	660586	241618
FD03SP05	1.219	1.048	0.964	0.964	------	308755	241618
FD03EL06	1.219	1.437	0.964	0.964	------	1175408	241618
FD03SP06	1.219	0.969	0.964	0.964	------	11901	241618
FD03EL07	1.219	1.508	0.964	0.964	1351886	------	241618
FD03SP07 US	1.219	1.151	0.964	0.964	------	687082	241618
FD03SP07 DS	1.219	1.039	0.964	0.964	272920	------	241618
===>Grouped by Line: 004-24"-FDW-01, No Sorting.							
FD01TE01(U/S)	1.812	1.919	1.447	1.447	1205476	------	241618
FD01TE01(D/S)	1.812	2.044	1.447	1.447	2274932	------	241618
FD01TE01(BR.)	1.219	1.101	0.964	0.964	370635	------	241618
FD01SP06 DS	1.812	1.555	1.447	1.447	845365	------	241618
FD01SP06 US	1.812	1.482	1.447	1.447	------	275451	241618
FD01TE02(U/S)	1.812	1.667	1.447	1.447	562637	------	241618
FD01TE02(D/S)	1.812	1.651	1.447	1.447	779445	------	241618
FD01TE02(BR.)	1.219	1.669	0.964	0.964	1907893	------	241618
FD01SP07 US	1.812	1.553	1.447	1.447	------	829982	241618
FD01SP07 DS	1.812	1.771	1.447	1.447	2534835	------	241618
FD01EL06	1.812	1.737	1.447	1.447	1223953	------	241618
FD01SP08	1.812	1.761	1.447	1.447	1364216	------	241618
FD01EL07	1.812	1.737	1.447	1.447	1223953	------	241618
FD01SP09	1.812	1.747	1.447	1.447	1454924	------	241618
FD01TE03(U/S)	1.812	1.751	1.447	1.447	1583803	------	241618
FD01TE03(D/S)	1.812	1.751	1.447	1.447	1583803	------	241618
FD01SP10 US	1.812	1.771	1.447	1.447	2534835	------	241618
FD01SP10 DS	1.812	1.528	1.447	1.447	------	637492	241618
FD01TE04(U/S)	1.812	2.757	1.447	1.447	3344486	------	241618
FD01TE04(D/S)	1.812	2.719	1.447	1.447	4846614	------	241618
FD01TE04(BR.)	1.219	1.101	0.964	0.964	370635	------	241618
FD01EL08	1.812	1.894	1.447	1.447	1889019	------	241618
FD01SP11	1.812	1.544	1.447	1.447	------	474631	241618
===>Grouped by Line: 005-18"-FDW-07, No Sorting.							
FD07RD01(L/E)	1.812	1.606	1.447	1.447	711588	------	241618
FD07RD01(S/E)	1.375	1.154	1.085	1.085	551997	------	241618
FD07EL01	1.375	1.194	1.085	1.085	------	315433	241618
FD07SP01 US	1.375	1.212	1.085	1.085	------	424433	241618
FD07SP01 DS	1.375	1.241	1.085	1.085	------	518470	241618
FD07EL02	1.375	1.206	1.085	1.085	603412	------	241618
FD07SP02 US	1.375	1.204	1.085	1.085	596181	------	241618
FD07SP02 DS	1.375	1.125	1.085	1.085	221922	------	241618
FD07EL03	1.375	1.313	1.085	1.085	857209	------	241618

164

FD07RD02(L/E)	1.375	1.239	1.085	1.085	453545	------	241618
FD07RD02(S/E)	0.844	0.716	0.648	0.648	118553	------	241618
FD07RD03(L/E)	1.375	1.209	1.085	1.085	------	440427	241618
FD07RD03(S/E)	0.844	0.725	0.648	0.648	------	171557	241618
FD07SP03	1.375	1.219	1.085	1.085	------	572660	241618
FD07EL04	1.375	1.292	1.085	1.085	------	597590	241618
FD07SP04	1.375	1.197	1.085	1.085	------	476257	241618
FD07EL05	1.375	1.265	1.085	1.085	517606	------	241618
FD07SP05	1.375	1.280	1.085	1.085	648210	------	241618
FD07SP06	1.375	1.337	1.085	1.085	2083806	------	241618
FD07EL06	1.375	1.204	1.085	1.085	243925	------	241618
FD07SP07	1.375	1.321	1.085	1.085	------	1005264	241618
FD07EL07	1.375	1.162	1.085	1.085	222858	------	241618
FD07SP08 US	1.375	1.236	1.085	1.085	------	642638	241618
FD07SP08 DS	1.375	1.300	1.085	1.085	918823	------	241618
FD07EL08	1.375	1.277	1.085	1.085	618923	------	241618
FD07SP09	1.375	1.235	1.085	1.085	------	727091	241618
FD07EL09	1.375	1.200	1.085	1.085	330527	------	241618
FD07SP10 US	1.375	1.190	1.085	1.085	------	351414	241618

====>Grouped by Line: 006-18"-FDW-07, No Sorting.

FD07SP10 DS	1.375	1.280	1.085	1.085	648210	------	241618
FD07TE01(U/S)	1.375	1.285	1.085	1.085	712642	------	241618
FD07TE01(D/S)	1.375	1.285	1.085	1.085	712642	------	241618
FD07EL10	1.375	1.265	1.085	1.085	517606	------	241618
FD07SP11	1.375	1.280	1.085	1.085	648210	------	241618
FD07EL11	1.375	1.265	1.085	1.085	517606	------	241618
FD07EL12	1.375	1.265	1.085	1.085	517606	------	241618
INLET E-2-1A	1.375	1.256	1.085	1.085	454916	------	241618

====>Grouped by Line: 011-18"-FDW-08, No Sorting.

FD08RD01(L/E)	1.812	1.570	1.447	1.447	------	551492	241618
FD08RD01(S/E)	1.375	1.168	1.085	1.085	------	277783	241618
FD08EL01	1.375	1.314	1.085	1.085	------	660122	241618
FD08SP01 US	1.375	1.214	1.085	1.085	------	428695	241618
FD08SP01 DS	1.375	1.280	1.085	1.085	648210	------	241618
FD08EL02	1.375	1.265	1.085	1.085	517606	------	241618
FD08RD02(L/E)	1.375	1.199	1.085	1.085	346089	------	241618
FD08RD02(S/E)	0.844	1.345	0.648	0.648	1207354	------	241618
FD08RD03(L/E)	1.375	1.251	1.085	1.085	------	589229	241618
FD08RD03(S/E)	0.844	0.788	0.648	0.648	------	277438	241618
FD08SP02	1.375	1.188	1.085	1.085	------	440606	241618
FD08EL03	1.375	1.327	1.085	1.085	697308	------	241618
FD08SP03 US	1.375	1.256	1.085	1.085	------	731287	241618
FD08SP03 DS	1.375	1.300	1.085	1.085	918823	------	241618
FD08EL04	1.375	1.282	1.085	1.085	569113	------	241618
FD08SP04	1.375	1.204	1.085	1.085	------	397769	241618
FD08EL05	1.375	1.303	1.085	1.085	629646	------	241618
FD08SP05 US	1.375	1.166	1.085	1.085	347351	------	241618

====>Grouped by Line: 012-18"-FDW-08, No Sorting.

FD08SP05 DS	1.375	1.300	1.085	1.085	918823	------	241618
FD08TE01(U/S)	1.375	1.285	1.085	1.085	712642	------	241618
FD08TE01(D/S)	1.375	1.285	1.085	1.085	712642	------	241618
FD08EL06	1.375	1.302	1.085	1.085	626415	------	241618
FD08SP06 US	1.375	1.260	1.085	1.085	------	582535	241618
FD08SP06 DS	1.375	1.280	1.085	1.085	648210	------	241618
FD08EL07	1.375	1.265	1.085	1.085	517606	------	241618
FD08EL08	1.375	1.265	1.085	1.085	517606	------	241618
INLET E-2-1B	1.375	1.256	1.085	1.085	454916	------	241618

Note:
[1] Predictions are based on last Tmeas to analysis ending period.

Company: Vermont Yankee Nuclear Power Corporation Report Date: 28-SEP-2006 Time: 10:04:35
Plant: Vermont Yankee Analysis Date: 28-SEP-2006 Time: 10:03:33
Unit: CHECWORKS FAC Version 1.0F (Build 52)
DB Name: VY

*** Wear Rate Analysis: Inspection History Report ***

Run Name: FDW2006 2P1s to E2s
Ending Period: CYCLE 29
Total Plant Operating Hours: 241618 Duty Factor (Global): 1.000
WFA Data Option: Ignore NFA Exclude Measure Wear: No
Line Correction Factor: 0.196

Component Name	Geom. Code	Material No.	Cr. (%)	Cu. (%)	Mo. (%)	Sigma (psi)	Time (hrs) Last Inspected	Replaced	Analysis Option	Measured Wear (mils)
===>Grouped by Line: 001-16"-FDW-01, No Sorting.										
OUTLET P-1-1A	31	5	0.00	0.00	0.00	15000	-----	-----		---
FD01RD01(L/E)	18	21	0.00	0.00	0.00	15000	-----	-----	Excl LCF	---
FD01RD01(S/E)	18	21	0.00	0.00	0.00	15000	-----	-----	Excl LCF	---
FD01EL01	4	21	0.00	0.00	0.00	15000	218618	-----		79
FD01TE05(U/S)	15	5	0.00	0.00	0.00	15000	218618	-----		121
FD01TE05(D/S)	15	5	0.00	0.00	0.00	15000	218618	-----		133
FD01SP01	58	5	0.00	0.00	0.00	15000	-----	-----		---
FD01EL02	4	21	0.00	0.00	0.00	15000	171740	-----		88
FD01SP02 US	54	5	0.00	0.00	0.00	15000	-----	-----	Excl LCF	---
FD01SP02 DS	54	5	0.00	0.00	0.00	15000	195618	-----		73
FD01EL03	2	21	0.00	0.00	0.00	15000	-----	-----	Excl LCF	---
FD01SP03 US	52	5	0.00	0.00	0.00	15000	195618	-----		48
FD01SP03 DS	52	5	0.00	0.00	0.00	15000	-----	-----		---
FD01EL04	2	21	0.00	0.00	0.00	15000	218618	-----		19
FD01SP04 US	52	5	0.00	0.00	0.00	15000	218618	-----		14
FD01SP04 DS	52	5	0.00	0.00	0.00	15000	-----	-----		---
FD01EL05	2	21	0.00	0.00	0.00	15000	-----	-----		---
FD01SP05 US	52	5	0.00	0.00	0.00	15000	-----	-----		---
FD01SP05 DS	52	5	0.00	0.00	0.00	15000	-----	-----		---
===>Grouped by Line: 003-16"-FDW-03, No Sorting.										
OUTLET P-1-1C	31	5	0.00	0.00	0.00	15000	183618	-----		112
FD03RD01(L/E)	18	21	0.00	0.00	0.00	15000	183618	-----		96
FD03RD01(S/E)	18	21	0.00	0.00	0.00	15000	183618	-----		139
FD03EL01	4	21	0.00	0.00	0.00	15000	183618	-----		103
FD03TE01(U/S)	15	5	0.00	0.00	0.00	15000	183618	-----		37
FD03TE01(D/S)	15	5	0.00	0.00	0.00	15000	183618	-----		52
FD03SP01	58	5	0.00	0.00	0.00	15000	218618	-----		146
FD03EL02	4	21	0.00	0.00	0.00	15000	-----	-----		---
FD03SP02 US	54	5	0.00	0.00	0.00	15000	148782	-----		117
FD03SP02 DS	54	5	0.00	0.00	0.00	15000	114614	-----		109
FD03EL03	1	21	0.00	0.00	0.00	15000	195618	-----		38
FD03SP03	51	5	0.00	0.00	0.00	15000	114614	-----		82
FD03EL04	4	21	0.00	0.00	0.00	15000	195618	-----		91
FD03SP04 US	54	5	0.00	0.00	0.00	15000	195618	-----		33
FD03SP04 DS	54	5	0.00	0.00	0.00	15000	148782	-----		129
FD03EL05	2	21	0.00	0.00	0.00	15000	148782	-----		48
FD03SP05	52	5	0.00	0.00	0.00	15000	148782	-----		33
FD03EL06	4	21	0.00	0.00	0.00	15000	148782	-----		96
FD03SP06	54	5	0.00	0.00	0.00	15000	148782	-----		144
FD03EL07	2	21	0.00	0.00	0.00	15000	-----	-----		---
FD03SP07 US	52	5	0.00	0.00	0.00	15000	183618	-----		69
FD03SP07 DS	52	5	0.00	0.00	0.00	15000	-----	-----		---
===>Grouped by Line: 004-24"-FDW-01, No Sorting.										
FD01TE01(U/S)	12	21	0.00	0.00	0.00	15000	-----	-----	Excl LCF	---
FD01TE01(D/S)	12	21	0.00	0.00	0.00	15000	-----	-----	Excl LCF	---
FD01TE01(BR.)	12	21	0.00	0.00	0.00	15000	-----	-----	Excl LCF	---
FD01SP06 DS	62	5	0.00	0.00	0.00	15000	-----	-----		---
FD01SP06 US	62	5	0.00	0.00	0.00	15000	148782	-----		112
FD01TE02(U/S)	12	21	0.00	0.00	0.00	15000	-----	-----	Excl LCF	---
FD01TE02(D/S)	12	21	0.00	0.00	0.00	15000	-----	-----	Excl LCF	---
FD01TE02(BR.)	12	21	0.00	0.00	0.00	15000	-----	-----	Excl LCF	---
FD01SP07 US	62	5	0.00	0.00	0.00	15000	148782	-----		136
FD01SP07 DS	62	5	0.00	0.00	0.00	15000	-----	-----		---
FD01EL06	2	21	0.00	0.00	0.00	15000	-----	-----		---
FD01SP08	62	5	0.00	0.00	0.00	15000	-----	-----		---
FD01EL07	4	21	0.00	0.00	0.00	15000	-----	-----		---
FD01SP09	54	5	0.00	0.00	0.00	15000	-----	-----		---
FD01TE03(U/S)	15	21	0.00	0.00	0.00	15000	-----	-----		---
FD01TE03(D/S)	15	21	0.00	0.00	0.00	15000	-----	-----		---
FD01SP10 US	65	5	0.00	0.00	0.00	15000	-----	-----		---
FD01SP10 DS	55	5	0.00	0.00	0.00	15000	125911	-----		50
FD01TE04(U/S)	12	21	0.00	0.00	0.00	15000	-----	-----		---
FD01TE04(D/S)	12	21	0.00	0.00	0.00	15000	-----	-----		---
FD01TE04(BR.)	12	21	0.00	0.00	0.00	15000	-----	-----		---
FD01EL08	4	21	0.00	0.00	0.00	15000	-----	-----	Excl LCF	---
FD01SP11	54	5	0.00	0.00	0.00	15000	207118	-----		98
===>Grouped by Line: 005-18"-FDW-07, No Sorting.										
FD07RD01(L/E)	7	21	0.00	0.00	0.00	15000	-----	-----	Excl LCF	---
FD07RD01(S/E)	7	21	0.00	0.00	0.00	15000	-----	-----	Excl LCF	---
FD07EL01	4	21	0.00	0.00	0.00	15000	172618	-----		106
FD07SP01 US	54	5	0.00	0.00	0.00	15000	143618	-----		41
FD07SP01 DS	54	5	0.00	0.00	0.00	15000	152352	-----		107
FD07EL02	2	21	0.00	0.00	0.00	15000	-----	-----		---
FD07SP02 US	52	5	0.00	0.00	0.00	15000	-----	-----		---
FD07SP02 DS	52	5	0.00	0.00	0.00	15000	-----	-----		---
FD07EL03	2	21	0.00	0.00	0.00	15000	-----	-----		---

66

FD07RD02(L/E)	7	21	0.00	0.00	0.00	15000	-----	-----	Excl LCF	---
FD07RD02(S/E)	7	21	0.00	0.00	0.00	15000	-----	-----	Excl LCF	---
FD07RD03(L/E)	18	21	0.00	0.00	0.00	15000	195618	-----		113
FD07RD03(S/E)	18	21	0.00	0.00	0.00	15000	195618	-----		79
FD07SP03	68	5	0.00	0.00	0.00	15000	195618	-----		46
FD07EL04	2	21	0.00	0.00	0.00	15000	171740	-----		130
FD07SP04	52	5	0.00	0.00	0.00	15000	171740	-----		117
FD07EL05	4	21	0.00	0.00	0.00	15000	-----	-----		---
FD07SP05	54	5	0.00	0.00	0.00	15000	-----	-----		---
FD07SP06	9	5	0.00	0.00	0.00	15000	-----	-----		---
FD07EL06	2	21	0.00	0.00	0.00	15000	-----	-----		---
FD07SP07	52	5	0.00	0.00	0.00	15000	171740	-----		65
FD07EL07	2	21	0.00	0.00	0.00	15000	-----	-----		---
FD07SP08 US	52	5	0.00	0.00	0.00	15000	171740	-----		122
FD07SP08 DS	52	5	0.00	0.00	0.00	15000	-----	-----		---
FD07EL08	1	21	0.00	0.00	0.00	15000	-----	-----		---
FD07SP09	51	5	0.00	0.00	0.00	15000	148782	-----		118
FD07EL09	4	21	0.00	0.00	0.00	15000	-----	-----		---
FD07SP10 US	54	5	0.00	0.00	0.00	15000	148782	-----		83

====Grouped by Line: 006-18"-FDW-07, No Sorting.

FD07SP10 DS	54	5	0.00	0.00	0.00	15000	-----	-----		---
FD07TE01(U/S)	15	21	0.00	0.00	0.00	15000	-----	-----		---
FD07TE01(D/S)	15	21	0.00	0.00	0.00	15000	-----	-----		---
FD07EL10	4	21	0.00	0.00	0.00	15000	-----	-----		---
FD07SP11	54	5	0.00	0.00	0.00	15000	-----	-----		---
FD07EL11	2	21	0.00	0.00	0.00	15000	-----	-----		---
FD07EL12	4	21	0.00	0.00	0.00	15000	-----	-----		---
INLET E-2-1A	30	5	0.00	0.00	0.00	15000	-----	-----		---

====Grouped by Line: 011-18"-FDW-08, No Sorting.

FD08RD01(L/E)	7	21	0.00	0.00	0.00	15000	183618	-----		62
FD08RD01(S/E)	7	21	0.00	0.00	0.00	15000	183618	-----		18
FD08EL01	4	21	0.00	0.00	0.00	15000	207118	-----		55
FD08SP01 US	54	5	0.00	0.00	0.00	15000	207118	-----		29
FD08SP01 DS	54	5	0.00	0.00	0.00	15000	-----	-----		---
FD08EL02	2	21	0.00	0.00	0.00	15000	-----	-----		---
FD08RD02(L/E)	7	21	0.00	0.00	0.00	15000	-----	-----		---
FD08RD02(S/E)	7	21	0.00	0.00	0.00	15000	-----	-----		---
FD08RD03(L/E)	18	21	0.00	0.00	0.00	15000	230118	-----		29
FD08RD03(S/E)	18	21	0.00	0.00	0.00	15000	230118	-----		27
FD08SP02	68	5	0.00	0.00	0.00	15000	230118	-----		45
FD08EL03	2	21	0.00	0.00	0.00	15000	-----	-----		---
FD08SP03 US	52	5	0.00	0.00	0.00	15000	102975	-----		137
FD08SP03 DS	52	5	0.00	0.00	0.00	15000	-----	-----		---
FD08EL04	4	21	0.00	0.00	0.00	15000	-----	-----		---
FD08SP04	54	5	0.00	0.00	0.00	15000	183618	-----		72
FD08EL05	2	21	0.00	0.00	0.00	15000	-----	-----		---
FD08SP05 US	52	5	0.00	0.00	0.00	15000	-----	-----		---

====Grouped by Line: 012-18"-FDW-08, No Sorting.

FD08SP05 DS	52	5	0.00	0.00	0.00	15000	-----	-----		---
FD08TE01(U/S)	15	21	0.00	0.00	0.00	15000	-----	-----		---
FD08TE01(D/S)	15	21	0.00	0.00	0.00	15000	-----	-----		---
FD08EL06	4	21	0.00	0.00	0.00	15000	-----	-----		---
FD08SP06 US	54	5	0.00	0.00	0.00	15000	171740	-----		93
FD08SP06 DS	54	5	0.00	0.00	0.00	15000	-----	-----		---
FD08EL07	2	21	0.00	0.00	0.00	15000	-----	-----		---
FD08EL08	4	21	0.00	0.00	0.00	15000	-----	-----		---
INLET E-2-1B	30	5	0.00	0.00	0.00	15000	-----	-----		---

Company: Vermont Yankee Nuclear Power Corporation Report Date: 28-SEP-2006 Time: 16:04:30
Plant: Vermont Yankee Analysis Date: 28-SEP-2006 Time: 10:03:33
Unit: CHECKWORKS FAC Version 1.3F (Build 52)
DB Name: VY

*** Wear Rate Analysis: Wear Rates/Input Data Report ***

Run Name: FDW2006 2P1s to E2s
Ending Period: CYCLE 25
Total Plant Operating Hours: 241618 Duty Factor (Global): 1.000
WRA Data Option: Ignore NFA Exclude Measure Wear: No
Line Correction Factor: 0.196

Component Name	Geom. Code	Average Wear Rate (mils/year)	Current Wear Rate (mils/year)	Temp. (F)	Velocity (ft/s)	Steam Quality	Diameter (in)
===>Grouped by Line: 001-16"-FDW-01, No Sorting.							
OUTLET P-1-1A	31	8.398	6.376	296.9	24.599	0.000	12.750
FD01RD01(L/E)	18	3.762	2.856	296.9	15.456	0.000	16.000
FD01RD01(S/E)	18	4.703	3.570	296.9	24.599	0.000	12.750
FD01EL01	4	4.639	3.522	296.9	15.456	0.000	16.000
FD01TE05(U/S)	15	3.762	2.856	296.9	15.456	0.000	16.000
FD01TE05(D/S)	15	3.762	2.856	296.9	15.456	0.000	16.000
FD01SP01	58	2.759	2.094	296.9	15.456	0.000	16.000
FD01EL02	4	4.639	3.522	296.9	15.456	0.000	16.000
FD01SP02 US	54	4.013	3.046	296.9	15.456	0.000	16.000
FD01SP02 DS	54	4.013	3.046	296.9	15.456	0.000	16.000
FD01EL03	2	4.639	3.522	296.9	15.456	0.000	16.000
FD01SP03 US	52	3.135	2.380	296.9	15.456	0.000	16.000
FD01SP03 DS	52	3.135	2.380	296.9	15.456	0.000	16.000
FD01EL04	2	4.639	3.522	296.9	15.456	0.000	16.000
FD01SP04 US	52	3.135	2.380	296.9	15.456	0.000	16.000
FD01SP04 DS	52	3.135	2.380	296.9	15.456	0.000	16.000
FD01EL05	2	4.639	3.522	296.9	15.456	0.000	16.000
FD01SP05 US	52	3.135	2.380	296.9	15.456	0.000	16.000
FD01SP05 DS	52	3.135	2.380	296.9	15.456	0.000	16.000
===>Grouped by Line: 003-16"-FDW-03, No Sorting.							
OUTLET P-1-1C	31	8.398	6.376	296.9	24.599	0.000	12.750
FD03RD01(L/E)	18	3.762	2.856	296.9	15.456	0.000	16.000
FD03RD01(S/E)	18	4.703	3.570	296.9	24.599	0.000	12.750
FD03EL01	4	4.639	3.522	296.9	15.456	0.000	16.000
FD03TE01(U/S)	15	3.762	2.856	296.9	15.456	0.000	16.000
FD03TE01(D/S)	15	3.762	2.856	296.9	15.456	0.000	16.000
FD03SP01	58	2.759	2.094	296.9	15.456	0.000	16.000
FD03EL02	4	4.639	3.522	296.9	15.456	0.000	16.000
FD03SP02 US	54	4.013	3.046	296.9	15.456	0.000	16.000
FD03SP02 DS	54	4.013	3.046	296.9	15.456	0.000	16.000
FD03EL03	1	4.138	3.141	296.9	15.456	0.000	16.000
FD03SP03	51	2.759	2.094	296.9	15.456	0.000	16.000
FD03EL04	4	4.639	3.522	296.9	15.456	0.000	16.000
FD03SP04 US	54	4.013	3.046	296.9	15.456	0.000	16.000
FD03SP04 DS	54	4.013	3.046	296.9	15.456	0.000	16.000
FD03EL05	2	4.639	3.522	296.9	15.456	0.000	16.000
FD03SP05	52	3.135	2.380	296.9	15.456	0.000	16.000
FD03EL06	4	4.639	3.522	296.9	15.456	0.000	16.000
FD03SP06	54	4.013	3.046	296.9	15.456	0.000	16.000
FD03EL07	2	4.639	3.522	296.9	15.456	0.000	16.000
FD03SP07 US	52	3.135	2.380	296.9	15.456	0.000	16.000
FD03SP07 DS	52	3.135	2.380	296.9	15.456	0.000	16.000
===>Grouped by Line: 004-24"-FDW-01, No Sorting.							
FD01TE01(U/S)	12	4.521	3.432	294.7	13.741	0.000	24.000
FD01TE01(D/S)	12	3.029	2.299	296.9	6.847	0.000	24.000
FD01TE01(BR.)	12	4.263	3.237	296.9	15.456	0.000	16.000
FD01SP06 DS	62	1.477	1.122	296.9	6.847	0.000	24.000
FD01SP06 US	62	1.477	1.122	296.9	6.847	0.000	24.000
FD01TE02(U/S)	12	4.521	3.432	294.7	13.741	0.000	24.000
FD01TE02(D/S)	12	3.029	2.299	296.9	6.847	0.000	24.000
FD01TE02(BR.)	12	4.263	3.237	296.9	15.456	0.000	16.000
FD01SP07 US	62	1.477	1.122	296.9	6.847	0.000	24.000
FD01SP07 DS	62	1.477	1.122	296.9	6.847	0.000	24.000
FD01EL06	2	2.733	2.075	296.9	6.847	0.000	24.000
FD01SP08	52	1.847	1.402	296.9	6.847	0.000	24.000
FD01EL07	4	2.733	2.075	296.9	6.847	0.000	24.000
FD01SP09	54	2.364	1.795	296.9	6.847	0.000	24.000
FD01TE03(U/S)	15	2.216	1.682	296.9	6.847	0.000	24.000
FD01TE03(D/S)	15	2.216	1.682	296.9	6.847	0.000	24.000
FD01SP10 US	65	1.477	1.122	296.9	6.847	0.000	24.000
FD01SP10 DS	65	1.477	1.122	296.9	6.847	0.000	24.000
FD01TE04(U/S)	12	4.521	3.432	294.7	13.741	0.000	24.000
FD01TE04(D/S)	12	3.029	2.299	296.9	6.847	0.000	24.000
FD01TE04(BR.)	12	4.263	3.237	296.9	15.456	0.000	16.000
FD01EL08	4	2.733	2.075	296.9	6.847	0.000	24.000
FD01SP11	54	2.364	1.795	296.9	6.847	0.000	24.000
===>Grouped by Line: 005-18"-FDW-07, No Sorting.							
FD07RD01(L/E)	7	2.555	1.863	296.9	6.847	0.000	24.000
FD07RD01(S/E)	7	3.462	2.628	296.9	12.224	0.000	18.000
FD07EL01	4	4.093	3.093	296.9	12.224	0.000	18.000
FD07SP01 DS	54	3.462	2.628	296.9	12.224	0.000	18.000
FD07SP01 US	54	3.462	2.628	296.9	12.224	0.000	18.000
FD07EL02	2	4.093	3.093	296.9	12.224	0.000	18.000
FD07SP02 US	52	2.755	2.093	296.9	12.224	0.000	18.000
FD07SP02 DS	52	2.755	2.093	296.9	12.224	0.000	18.000
FD07EL03	2	4.093	3.093	296.9	12.224	0.000	18.000

68

FD07RD02(L/E)	7	3.787	2.875	296.9	12.224	0.000	18.000
FD07RD02(S/E)	7	6.663	5.059	296.9	34.617	0.000	10.750
FD07RD03(L/E)	18	3.246	2.464	296.9	12.224	0.000	18.000
FD07RD03(S/E)	18	5.830	4.426	296.9	34.617	0.000	10.750
FD07SP03	68	2.705	2.053	296.9	12.224	0.000	18.000
FD07EL04	2	4.003	3.039	296.9	12.224	0.000	18.000
FD07SP04	52	2.705	2.053	296.9	12.224	0.000	18.000
FD07EL05	4	4.003	3.039	296.9	12.224	0.000	18.000
FD07SP05	54	3.462	2.628	296.9	12.224	0.000	18.000
FD07SP06	9	1.393	1.057	296.9	12.224	0.000	18.000
FD07EL06	2	4.003	3.039	296.9	12.224	0.000	18.000
FD07SP07	52	2.705	2.053	296.9	12.224	0.000	18.000
FD07EL07	2	4.003	3.039	296.9	12.224	0.000	18.000
FD07SP08 US	52	2.705	2.053	296.9	12.224	0.000	18.000
FD07SP08 DS	52	2.705	2.053	296.9	12.224	0.000	18.000
FD07EL08	1	3.570	2.710	296.9	12.224	0.000	18.000
FD07SP09	51	2.380	1.807	296.9	12.224	0.000	18.000
FD07EL09	4	4.003	3.039	296.9	12.224	0.000	18.000
FD07SP10 US	54	3.462	2.628	296.9	12.224	0.000	18.000

===>Grouped by Line: 006-18"-FDW-07, No Sorting.

FD07SP10 DS	54	3.462	2.628	296.9	12.224	0.000	18.000
FD07TE01(U/S)	15	3.246	2.464	296.9	12.224	0.000	18.000
FD07TE01(D/S)	15	3.246	2.464	296.9	12.224	0.000	18.000
FD07EL10	4	4.003	3.039	296.9	12.224	0.000	18.000
FD07SP11	54	3.462	2.628	296.9	12.224	0.000	18.000
FD07EL11	2	4.003	3.039	296.9	12.224	0.000	18.000
FD07EL12	4	4.003	3.039	296.9	12.224	0.000	18.000
INLET E-2-1A	30	4.328	3.285	296.9	12.224	0.000	18.000

===>Grouped by Line: 011-18"-FDW-08, No Sorting.

FD08RD01(L/E)	7	2.585	1.963	296.9	6.847	0.000	24.000
FD08RD01(S/E)	7	3.462	2.628	296.9	12.224	0.000	18.000
FD08EL01	4	4.003	3.039	296.9	12.224	0.000	18.000
FD08SP01 US	54	3.462	2.628	296.9	12.224	0.000	18.000
FD08SP01 DS	54	3.462	2.628	296.9	12.224	0.000	18.000
FD08EL02	2	4.003	3.039	296.9	12.224	0.000	18.000
FD08RD02(L/E)	7	3.787	2.875	296.9	12.224	0.000	18.000
FD08RD02(S/E)	7	6.663	5.059	296.9	34.617	0.000	10.750
FD08RD03(L/E)	18	3.246	2.464	296.9	12.224	0.000	18.000
FD08RD03(S/E)	18	5.830	4.426	296.9	34.617	0.000	10.750
FD08SP02	68	2.705	2.053	296.9	12.224	0.000	18.000
FD08EL03	2	4.003	3.039	296.9	12.224	0.000	18.000
FD08SP03 US	52	2.705	2.053	296.9	12.224	0.000	18.000
FD08SP03 DS	52	2.705	2.053	296.9	12.224	0.000	18.000
FD08EL04	4	4.003	3.039	296.9	12.224	0.000	18.000
FD08SP04	54	3.462	2.628	296.9	12.224	0.000	18.000
FD08EL05	2	4.003	3.039	296.9	12.224	0.000	18.000
FD08SP05 US	52	2.705	2.053	296.9	12.224	0.000	18.000

===>Grouped by Line: 012-18"-FDW-08, No Sorting.

FD08SP05 DS	52	2.705	2.053	296.9	12.224	0.000	18.000
FD08TE01(U/S)	15	3.246	2.464	296.9	12.224	0.000	18.000
FD08TE01(D/S)	15	3.246	2.464	296.9	12.224	0.000	18.000
FD08EL06	4	4.003	3.039	296.9	12.224	0.000	18.000
FD08SP06 US	54	3.462	2.628	296.9	12.224	0.000	18.000
FD08SP06 DS	54	3.462	2.628	296.9	12.224	0.000	18.000
FD08EL07	2	4.003	3.039	296.9	12.224	0.000	18.000
FD08EL08	4	4.003	3.039	296.9	12.224	0.000	18.000
INLET E-2-1B	30	4.328	3.285	296.9	12.224	0.000	18.000

Company: Vermont Yankee Nuclear Power Corporation Report Date: 28-SEP-2006 Time: 10:04:44
Plant: Vermont Yankee Analysis Date: 28-SEP-2006 Time: 10:03:33
Unit: CHECWORKS FAC Version 1.0F (Build 52)
DB Name: VY

****
*** Wear Rate Analysis: Combined Rankings for Inspection ***
****

Run Name: FM2006 2R16 to E2s
Trending Period: CYCLE 25
Total Plant Operating Hours: 241618 Duty Factor (Global): 1.000
WRA Data Option: Ignore NFA Exclude Measure Wear: No
Line Correction Factor: 0.196

Component Name	Geometry Code	Average Wear Rate (mils/year)	Component Predicted Time to Tcrit (hrs) Non-Inspected	Inspected
FD03EL07	1	4.138	------	1298252
FD03EL07	2	4.639	1351886	------
FD04RD03(S/E)	7	6.663	1207354	------
FD03SP04 US	54	4.013	------	256333
OUTLET E-1-1A	31	8.398	-275	------
OUTLET E-1-1C	31	8.398	------	144602
FD03SP06	54	4.013	------	11901
FD07EL03(S/E)	7	6.663	118553	------
FD01TE03(D/S)	15	3.762	------	116667
FD04RD03(S/E)	18	5.830	------	277438
FD07RD03(S/E)	18	5.830	------	171557
FD01RD01(S/E)	18	4.703	314205	------
FD01RD01(E/E)	18	3.762	181082	------
FD03RD01(S/E)	18	4.703	------	486109
FD03SP02 DS	52	2.705	211531	------
FD01EL01	4	4.639	------	249415
FD07EL07	2	4.003	222858	------
FD03EL06	4	4.639	------	1175408
FD03RD01(E/E)	18	3.762	------	224808
FD03EL04	4	4.639	------	1090308
FD03SP04 US	54	4.013	------	247633
FD01EL05	2	4.639	314779	------
FD03EL05	2	4.639	------	660586
FD01EL03	2	4.639	1348963	------
FD03SP03 DS	54	4.013	------	262754
FD01EL02	4	4.639	------	357616
FD01TE01(U/S)	15	3.762	------	267751
FD03SP07 DS	52	3.135	272920	------
FD01EL02	4	4.639	364624	------
FD03SP02 US	54	4.013	------	273587
FD01EL04	2	4.639	------	338950
FD01SP06 US	62	1.477	------	275451
FD03EL01	4	4.639	------	588356
FD01TE04(U/S)	12	4.521	3344486	------
FD06EL01(S/E)	7	3.462	------	277783
FD01TE02(U/S)	12	4.521	562637	------
FD03SP05	52	3.135	------	308755
FD01TE01(U/S)	12	4.521	1205476	------
INLET E-2-1B	30	4.328	454916	------
INLET E-2-1A	30	4.328	454916	------
FD07EL01	4	4.003	------	315448
FD01TE02(BR.)	12	4.263	1907893	------
FD03TE01(D/S)	15	3.762	------	319897
FD01TE04(BR.)	12	4.263	370635	------
FD07EL09	4	4.003	330527	------
FD01TE01(BR.)	12	4.263	370635	------
FD01SP03 US	52	3.135	------	334677
FD07EL02	2	4.003	343925	------
FD08RD02(E/E)	7	3.787	346089	------
FD01SP02 DS	54	4.013	------	397168
FD01SP04 US	52	3.135	------	347047
FD08SP06 US	52	2.705	347351	------
FD07SP10 US	54	3.462	------	351414
FD01SP02 US	54	4.013	370414	------
FD07EL04	2	4.003	------	597590
FD08EL04	4	4.003	569113	------
FD08EL06	2	4.003	629646	------
FD08SP04	54	3.462	------	397769
FD08EL03	2	4.003	697308	------
FD07SP01 US	54	3.462	------	424433

FD08EL01	4	4.003	------	660122
FD08SP01 US	54	3.462	------	428695
FD08EL02	2	4.003	517606	------
FD03SP01	58	2.759	------	430970
FD08EL08	4	4.003	826415	------
FD01TP05(U/S)	15	3.762	------	435674
FD07EL12	4	4.003	517606	------
FD07TP03(U/E)	18	3.246	------	440427
FD08SP02	68	2.705	------	440606
FD07EL10	4	4.003	517606	------
FD07EL07	2	4.003	609412	------
FD07EL05	4	4.003	517606	------
FD07TP02(U/E)	7	3.787	469645	------
FD01SP11	54	2.364	------	474631
FD07EL03	2	4.003	857209	------
FD07SP04	52	2.705	------	476257
FD07EL11	2	4.003	517606	------
FD07EL08	4	4.003	517606	------
FD07SP02 US	52	2.705	506181	------
FD07EL07	2	4.003	517606	------
FD07SP01 US	54	3.462	------	518870
FD08TP01(U/E)	7	2.585	------	551492
FD07EL08	1	5.570	618923	------
FD07TP01(U/E)	7	3.462	561997	------
FD07SP10 DS	54	3.462	648210	------
FD07SP02	68	2.705	------	572660
FD08SP08 US	54	3.462	------	582535
FD07SP05	54	3.462	648210	------
FD08TP03(U/E)	18	3.246	------	589229
FD08SP01 US	54	3.462	648210	------
FD01SP05 US	52	3.135	618638	------
FD08SP06 DS	54	3.462	648210	------
FD01SP03 DS	52	3.135	618638	------
FD01SP04 DS	52	3.135	618638	------
FD07SP11	54	3.462	648210	------
FD08TP01(U/S)	15	3.246	712642	------
FD08TP01(D/S)	15	3.246	712642	------
FD01SP10 DS	65	1.477	------	637492
FD07TP01(D/S)	15	3.246	712642	------
FD07SP08 US	52	2.705	------	642638
FD07TP01(U/S)	15	3.246	712642	------
FD01SP05 DS	52	3.135	717185	------
FD03SP07 US	52	3.135	------	687082
FD07TP01(U/E)	7	2.585	711588	------
FD01TP02(D/S)	12	3.029	779445	------
FD01TP01(D/S)	12	3.029	2274932	------
FD01TP04(D/S)	12	3.029	4846614	------
FD03SP03	51	2.759	------	829696
FD07SP09	51	2.380	------	727091
FD01SP01	68	2.759	746397	------
FD08SP05 US	52	2.705	------	731287
FD01EL06	2	2.733	1223953	------
FD01EL08	4	2.733	1869019	------
FD01EL07	4	2.733	1223953	------
FD01SP07 US	62	1.477	------	829982
FD01SP06 DS	62	1.477	845365	------
FD07SP08 DS	52	2.705	918823	------
FD08SP03 DS	52	2.705	918823	------
FD08SP05 DS	52	2.705	918823	------
FD07SP07	52	2.705	------	1005264
FD01SP09	54	2.364	1464924	------
FD01TP03(D/S)	15	2.216	1583803	------
FD01TP03(U/S)	15	2.216	1583803	------
FD01SP08	52	1.847	1964216	------
FD01SP10 US	65	1.477	2534835	------
FD07SP06	9	1.393	2083806	------
FD01SP07 DS	62	1.477	2534835	------

Company: Vermont Yankee Nuclear Power Corporation, Report Date: 28-SEP-2006 Time: 10:04:48
Plant: Vermont Yankee Analysis Date: 28-SEP-2006 Time: 10:03:33
Unit: CHECWORKS FAC Version 1.0F (Build 52)
DB Name: VY

*** Wear Rate Analysis: Wear Predictions Report ***

Run Name: FDW0006 2Pts to E2s
Ending Period: CYCLE 25
Total Plant Operating Hours: 241618 Duty Factor (Global): 1.000
NRA Data Option: Ignore NRA Exclude Measure Wear: No
Line Correction Factor: 0.196

Component Name	Total Lifetime Wear (mils) Prd.[1]	Total Lifetime Wear (mils) Meas.	In-Service Cmp. Wear (mils) Prd.[1]	In-Service Cmp. Wear (mils) Meas.	In-Service Cmp. Tmeas.(in)[3]	Method [2]	Time (hrs)[3]	In-Service Cmp. Thickness(mils)[4] Tp	Tm	Incremental Wear(mils)[5] PRWEAR	Time(hrs) Last Inspected
====Grouped by Line: 001-16"-FDW-01, No Sorting.											
FD01EL01	118.7	79.0	118.7	79.0	1.074	MT	218618	1100.3	1074.0	9.2	218618
FD01TE05(U/S)	96.3	122.0	96.3	122.0	1.114	MT	218618	1122.7	1114.0	7.5	218618
FD01TE05(D/S)	96.3	133.0	96.3	133.0	1.010	MT	218618	1122.7	1010.0	7.5	218618
FD01EL02	98.2	88.0	98.2	88.0	1.138	MT	171740	1120.8	1138.0	29.7	171740
FD01SP02 DS	93.3	74.0	93.3	74.0	1.120	GW	195618	1125.7	1120.0	17.4	195618
FD01SP03 US	72.9	48.0	72.9	48.0	1.069	MT	195618	1146.1	1069.0	13.6	195618
FD01EL04	118.7	19.0	118.7	19.0	1.110	MT	218618	1100.3	1110.0	9.2	218618
FD01SP04 US	80.2	14.0	80.2	14.0	1.065	MT	218618	1138.8	1065.0	6.2	218618
====Grouped by Line: 003-16"-FDW-03, No Sorting.											
OUTLET P-1-1C	186.4	112.0	186.4	112.0	0.919	MT	183618	813.6	919.0	45.2	183618
FD03RD01(U/E)	83.5	96.0	83.5	96.0	1.058	MT	183618	1135.5	1058.0	20.2	183618
FD03RD01(S/E)	104.4	139.0	104.4	139.0	0.992	MT	183618	895.6	992.0	25.3	183618
FD03EL01	103.0	103.0	103.0	103.0	1.226	MT	183618	1116.0	1226.0	25.0	183618
FD03TE01(U/S)	83.5	37.0	83.5	37.0	1.072	GW	183618	1135.5	1072.0	20.2	183618
FD03TE01(D/S)	83.5	52.0	83.5	52.0	1.089	MT	183618	1135.5	1089.0	20.2	183618
FD03SP01	70.6	146.0	70.6	146.0	1.073	GW	218618	1148.4	1073.0	5.5	218618
FD03SP02 US	75.3	118.0	75.3	118.0	1.095	GW	148782	1143.7	1095.0	35.4	148782
FD03SP02 DS	59.5	109.0	59.5	109.0	1.107	MT	114614	1159.5	1107.0	51.2	114614
FD03EL03	96.2	38.0	96.2	38.0	1.448	MT	195618	1122.8	1448.0	18.0	195618
FD03SP03	40.9	82.0	40.9	82.0	1.198	MT	114614	1178.1	1198.0	35.2	114614
FD03EL04	107.8	91.0	107.8	91.0	1.423	MT	195618	1111.2	1423.0	20.1	195618
FD03SP04 US	93.3	33.0	93.3	33.0	1.068	MT	195618	1125.7	1068.0	17.4	195618
FD03SP04 DS	75.3	130.0	75.3	130.0	1.089	MT	148782	1143.7	1089.0	35.4	148782
FD03EL05	87.0	48.0	87.0	48.0	1.271	MT	148782	1132.0	1271.0	40.9	148782
FD03SP05	58.8	33.0	58.8	33.0	1.076	MT	148782	1160.2	1076.0	27.7	148782
FD03EL06	87.0	96.0	87.0	96.0	1.478	MT	148782	1132.0	1478.0	40.9	148782
FD03SP06	75.3	144.0	75.3	144.0	1.004	MT	148782	1143.7	1004.0	35.4	148782
FD03SP07 US	69.6	69.0	69.6	69.0	1.168	GW	183618	1149.4	1168.0	16.9	183618
====Grouped by Line: 004-14"-FDW-01, No Sorting.											
FD01SP06 US	27.7	112.0	27.7	112.0	1.495	MT	148782	1784.3	1495.0	13.0	148782
FD01SP07 US	27.7	136.0	27.7	136.0	1.566	MT	148782	1784.3	1566.0	13.0	148782
FD01SP10 DS	34.1	50.0	34.1	50.0	1.545	MT	125911	1787.9	1545.0	16.7	125911
FD01SP11	58.1	48.0	58.1	48.0	1.551	MT	207118	1753.9	1551.0	7.1	207118
====Grouped by Line: 005-18"-FDW-07, No Sorting.											
FD07EL01	88.9	101.0	88.9	101.0	1.216	MT	183618	1286.1	1216.0	21.5	183618
FD07SP01 US	76.9	40.0	76.9	40.0	1.231	MT	183618	1298.1	1231.0	18.6	183618
FD07SP01 DS	68.2	107.0	68.2	107.0	1.268	GW	160352	1306.8	1268.0	27.3	160352
FD07RD03(U/E)	75.4	113.0	75.4	113.0	1.223	MT	195618	1299.6	1223.0	14.1	195618
FD07RD03(S/E)	135.5	79.0	135.5	79.0	0.760	MT	195618	708.5	760.0	25.3	195618
FD07EL03	62.9	46.0	62.9	46.0	1.231	MT	195618	1312.1	1231.0	11.7	195618
FD07EL04	84.7	130.0	84.7	130.0	1.318	MT	171740	1290.3	1318.0	25.7	171740
FD07SP04	57.3	117.0	57.3	117.0	1.214	MT	171740	1317.7	1214.0	17.3	171740
FD07SP07	57.3	65.0	57.3	65.0	1.338	GW	171740	1317.7	1338.0	17.3	171740
FD07SP08 US	57.3	122.0	57.3	122.0	1.253	MT	171740	1317.7	1253.0	17.3	171740
FD07SP09	44.7	118.0	44.7	118.0	1.256	MT	148782	1330.3	1256.0	21.0	148782
FD07SP10 US	65.0	83.0	65.0	83.0	1.221	MT	148782	1310.0	1221.0	30.5	148782
====Grouped by Line: 006-18"-FDW-07, No Sorting.											
====Grouped by Line: 011-18"-FDW-08, No Sorting.											

FD08PE01(L/R)	57.4	62.0	57.4	62.0	1.578	MT	207118	1754.6	1578.0	7.7	183618
FD08BD01(S/R)	76.9	18.0	76.9	18.0	1.187	MT	183618	1298.1	1187.0	18.6	183618
FD08EL01	98.4	56.0	98.4	56.0	1.326	MT	207118	1276.6	1326.0	12.0	207118
FD08FP01 US	85.1	30.0	85.1	30.0	1.224	MT	207118	1289.9	1224.0	10.4	207118
FD08PW01(L/R)	86.3	29.0	86.3	29.0	1.254	MT	230118	1288.7	1254.0	3.2	230118
FD08BD01(S/R)	155.8	28.0	155.0	28.0	0.794	MT	230118	689.0	794.0	5.6	230118
FD08IP02	71.9	45.0	71.9	45.0	1.191	MT	230118	1303.1	1191.0	2.7	230118
FD08FP03 US	36.0	137.0	36.0	137.0	1.295	MT	102975	1339.0	1295.0	38.6	102975
FD08FP04	76.9	72.0	76.9	72.0	1.223	MT	183618	1298.1	1223.0	18.6	183618

---Grouped by Line: 012-18"-FDW-08, No Sorting.

FD08FP06 US	73.3	93.0	73.3	93.0	1.282	GW	171740	1301.7	1282.0	22.2	171740

Notes:
[1] Predictions are for the time of last inspection (last known meas. wear).
[2] GW = Tmeas is minimum thickness from Band, Blanket or Area Method of greatest wear.
MT = Tmeas is component minimum thickness.
PW = Tmeas is Tinit - predicted wear.
US = Tmeas is user specified.
[3] If no Tmeas has been determined from measured data, then Tmeas = Tinit and Time = current component installation time.
Tmeas is used to determine Predicted Thickness and Component Predicted Time to Tcrit.
[4] These two values are used for thickness plot.
Tp = Predicted thickness at Tmeas.
Tm = Last measured thickness (Tmeas).
[5] PRWEAR - Incremental wear from last Tmeas time to analysis ending period.

Cumulative % of Comp. Time to Tcrit

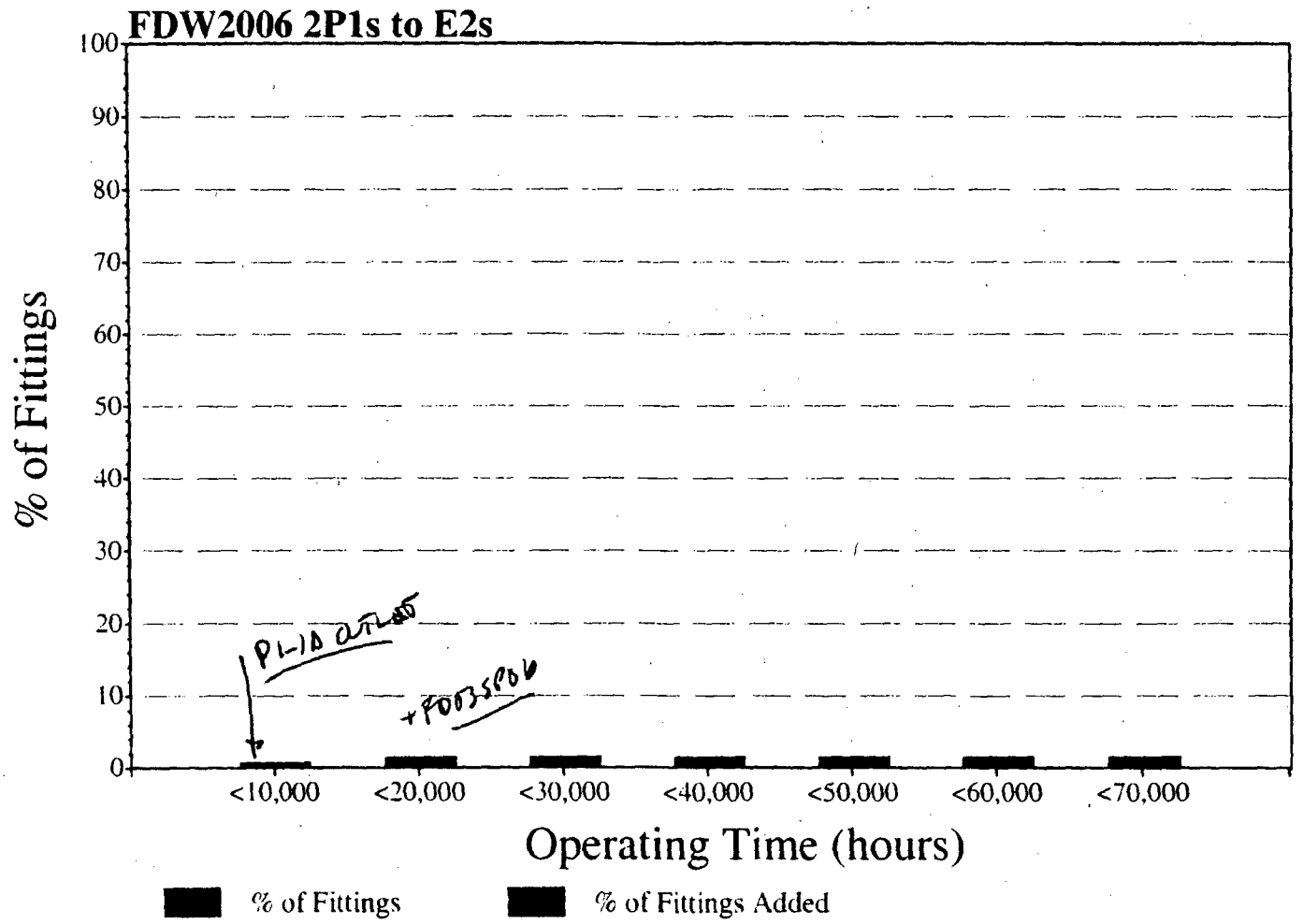

Tpred/Tcrit Ratio Plot

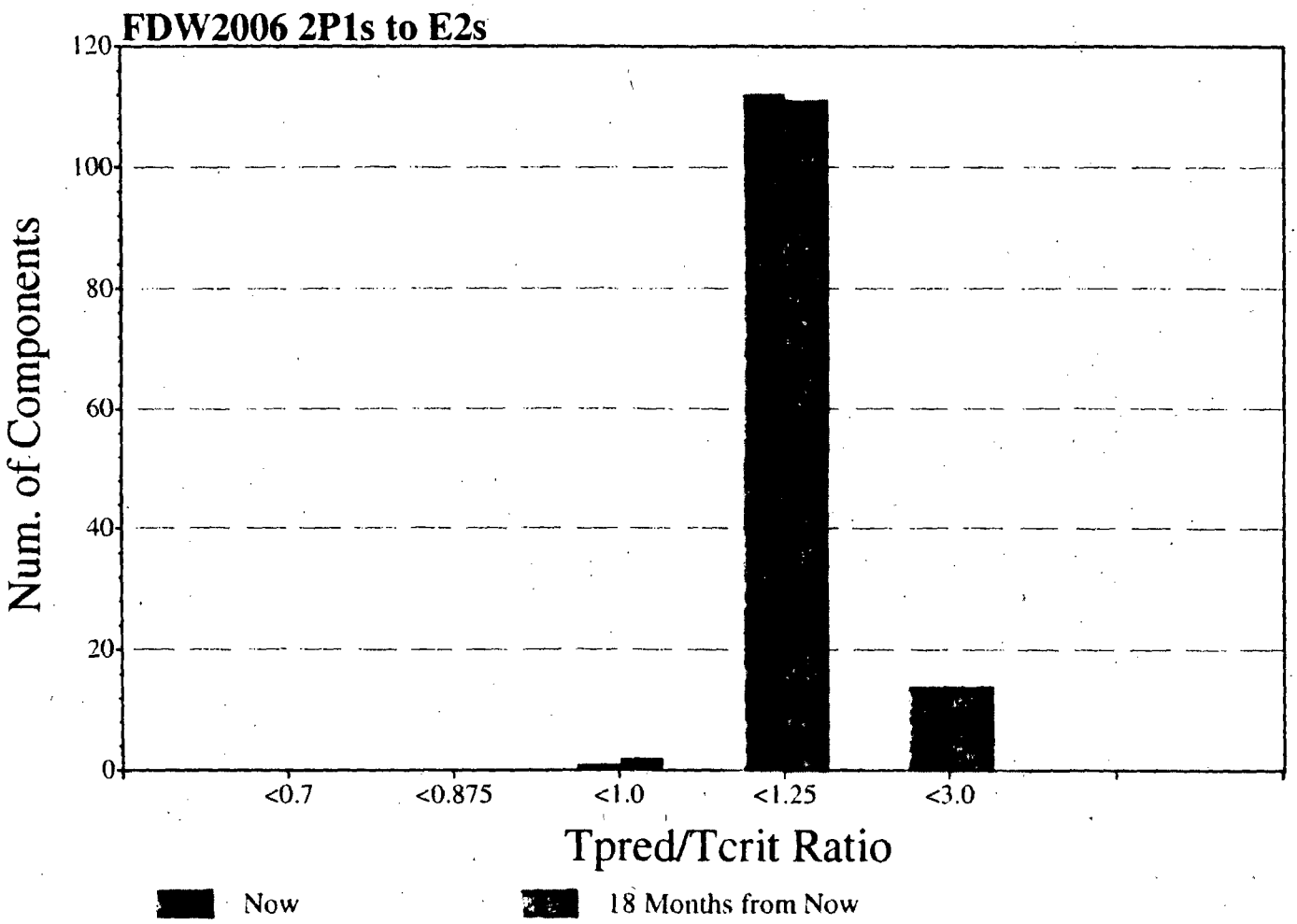

Wear Rate Analysis Run Definition

Run Name: FDW2006 E2s to E1s

Run Title: Feedwater E2A to E1A and E2B to E1B

Ending Period: CYCLE 25

Total Oper. Hrs.: 241618.44

Duty Factor: 1.000

Analysis Options
- Ignore HFA Results
- HFA Results 1st Priority
- User Input 1st Priority
- Do Not Use Measured Wear

Database Lines
- 001-16"-FDW-01
- 002-16"-FDW-02
- 003-16"-FDW-03
- 004-24"-FDW-01
- 005-18"-FDW-07
- 006-18"-FDW-07
- 008-16"-FDW-14
- 008-18"-FDW-14

Add / Remove

Lines to Analyze
- 007-18"-FDW-12
- 013-18"-FDW-13

Run Definitions
- 3rd Pt High Level
- 4th Pt Extract Steam
- 4th Pt Heater Drain
- 4th Pt High Level
- 5th Pt Extract Steam
- 5th Pt Heater Drains
- Cond LP Htr Bypass
- Cond Minimum Flow
- Condensate
- FDW 2006 E1s to Rx
- FDW 2006 Hdr to E2s
- FDW06 2 P1s to Hdr.
- FDW06 3-P1s to Hdr
- FDW2006 E2s to E1s
- Feed Pump Recirc
- Feedwater
- Feedwater Flush
- Feedwater Low Flow
- Heater Drain Pumps

Prev | Next > | Add | Resort | Save

Copy | Delete | Print... | Help | Done

Advanced Run Def...

List of Defined Wear Rate Runs

Start | EPRI CHECWOR... | Flow Accelera...

SUPERVISOR VY

Desktop » 1:12 PM

Comparison of Thickness Predictions

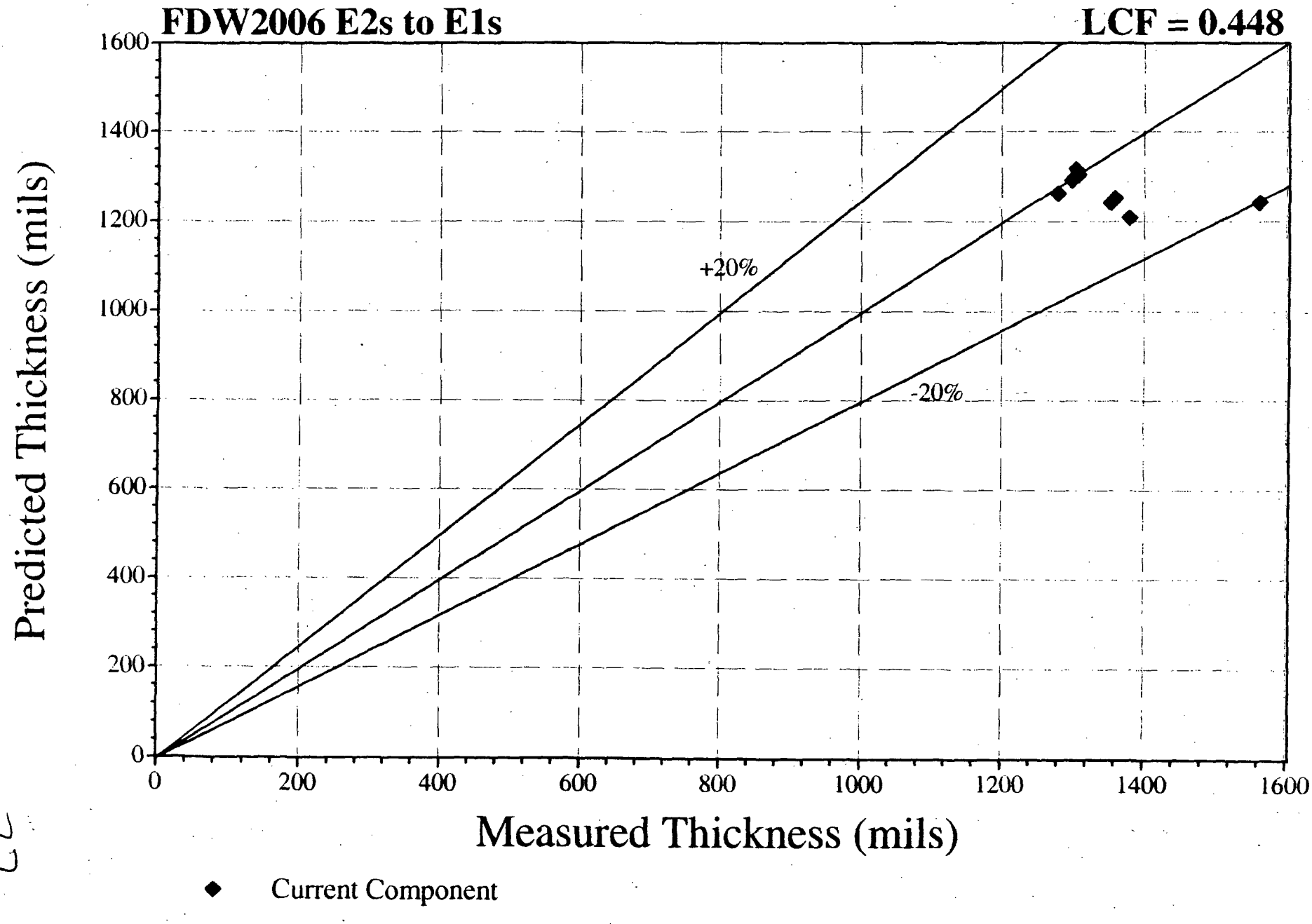

77

Comparison of Wear Predictions

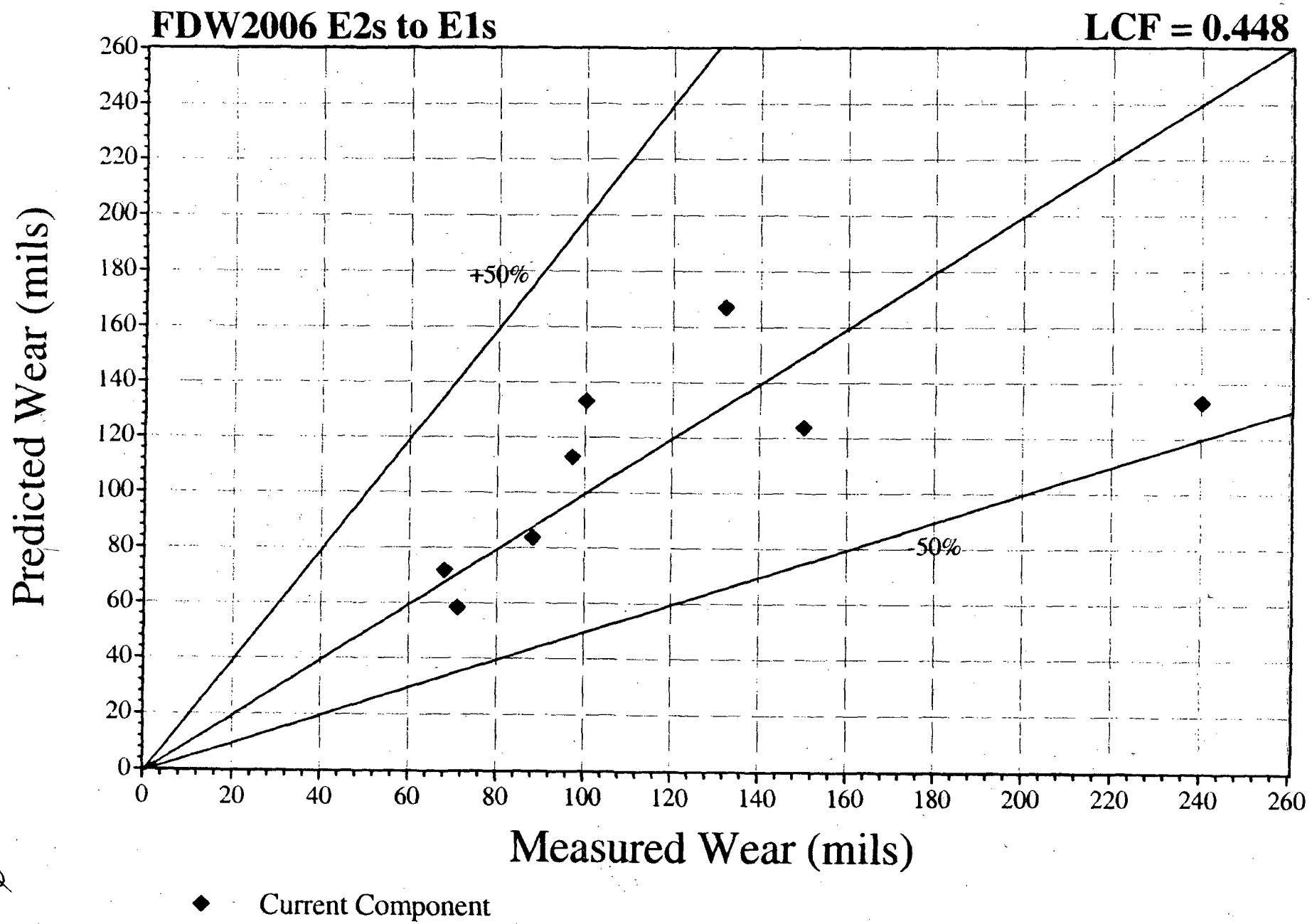

82

Company: Vermont Yankee Nuclear Power Corporation Report Date: 13-SEP-2006 Time: 19:32:04
Plant: Vermont Yankee Analysis Date: 13-SEP-2006 Time: 19:29:27
Unit: CHECWORKS FAC Version 1.0F (Build 52)
DB Name: VY

*** Wear Rate Analysis: Combined Summary Report ***

Run Name: FEW2006 E2s to E1s
Ending Period: CYCLE 25
Total Plant Operating Hours: 241618 Duty Factor (Global): 1.000
WRA Data Option: Ignore NFA Exclude Measure Wear: No
Line Correction Factor: 0.446

Component Name	Geom. Code	Average Wear Rate (mils/year)	Current Wear Rate (mils/year)	Thickness (in) Init.	Prd.[1]	Thoop	Tcrit	Component Predict[1] Time to Tcrit (hrs) Non-Insp.	Insp.	Total Lifetime Wear (mils) Prd.[2]	Meas.	In-Service Cmp. Wear (mils) Prd.[2]	Meas.	In-Service Cmp. Tmeas (in)[4]	Method [3]	Time (hrs)[4]	Time(hrs) Last Inspected
===>Grouped by Line: 007-18"-FDW-12, No Sorting.																	
OUTLET E-2-1A	31	8.482	6.440	1.375	1.141	1.085	1.085	76194	------	---	---	---	---	1.375	--	0	-----
FD12EL01	4	6.277	4.765	1.375	1.202	1.085	1.085	214787	------	---	---	---	---	1.375	--	0	-----
FD12SP01 US	54	5.429	4.121	1.375	1.225	1.085	1.085	298076	------	---	---	---	---	1.375	--	0	-----
FD12SP01 DS	54	5.429	4.121	1.375	1.225	1.085	1.085	298076	------	---	---	---	---	1.375	--	0	-----
FD12EL02	2	6.277	4.765	1.375	1.202	1.085	1.085	214787	------	---	---	---	---	1.375	--	0	-----
FD12SP02	52	4.241	3.220	1.375	1.258	1.085	1.085	470651	------	---	---	---	---	1.375	--	0	-----
FD12EL03	2	6.277	4.765	1.375	1.202	1.085	1.085	214787	------	---	---	---	---	1.375	--	0	-----
FD12SP03	52	4.241	3.220	1.375	1.258	1.085	1.085	470651	------	---	---	---	---	1.375	--	0	-----
FD12SP04	9	2.196	1.667	1.375	1.314	1.085	1.085	1205306	------	---	---	---	---	1.375	--	0	-----
FD12EL04	2	6.277	4.765	1.375	1.202	1.085	1.085	214787	------	---	---	---	---	1.375	--	0	-----
FD12SP05 US	52	4.241	3.220	1.375	1.258	1.085	1.085	470651	------	---	---	---	---	1.375	--	0	-----
FD12SP05 DS	52	4.241	3.220	1.375	1.258	1.085	1.085	470651	------	---	---	---	---	1.375	--	0	-----
FD12EL05	2	6.277	4.765	1.375	1.202	1.085	1.085	214787	------	---	---	---	---	1.375	--	0	-----
FD12SP06	52	4.241	3.220	1.375	1.258	1.085	1.085	470651	------	---	---	---	---	1.375	--	0	-----
FD12SP07	9	2.196	1.667	1.375	1.302	1.085	1.085	------	1139023	58.4	71.0	58.4	71.0	1.304	US	230118	230118
FD12EL06	2	6.277	4.765	1.375	1.373	1.085	1.085	------	528901	166.9	132.0	166.9	132.0	1.379	US	230118	230118
FD12SP08	52	4.241	3.220	1.375	1.274	1.085	1.085	------	513511	112.8	97.0	112.8	97.0	1.278	US	230118	230118
FD12EL07	2	6.277	4.765	1.375	1.202	1.085	1.085	214787	------	---	---	---	---	1.375	--	0	-----
FD12SP09	52	4.241	3.220	1.375	1.258	1.085	1.085	470651	------	---	---	---	---	1.375	--	0	-----
FD12TE01(U/S)	15	5.089	3.864	1.375	1.235	1.085	1.085	339165	------	---	---	---	---	1.375	--	0	-----
FD12TE01(D/S)	15	5.089	3.864	1.375	1.235	1.085	1.085	339165	------	---	---	---	---	1.375	--	0	-----
FD12SP10 US	65	3.393	2.576	1.375	1.281	1.085	1.085	667878	------	---	---	---	---	1.375	--	0	-----
FD12SP10 DS	65	3.393	2.576	1.375	1.285	1.085	1.085	------	680915	71.8	68.0	71.8	68.0	1.307	US	171740	171740
FD12EL08	2	6.277	4.765	1.375	1.313	1.085	1.085	------	418635	132.9	100.0	132.9	100.0	1.353	MT	171740	171740
FD12EL09	4	6.277	4.765	1.375	1.521	1.085	1.085	------	800993	132.9	240.0	132.9	240.0	1.561	US	171740	171740
INLET E-1-1A	30	6.786	5.152	1.375	1.188	1.085	1.085	174808	------	---	---	---	---	1.375	--	0	-----
===>Grouped by Line: 013-18"-FDW-13, No Sorting.																	
OUTLET E-2-1B	31	8.482	6.440	1.375	1.141	1.085	1.085	76194	------	---	---	---	---	1.375	--	0	-----
FD13EL01	4	6.277	4.765	1.375	1.202	1.085	1.085	214787	------	---	---	---	---	1.375	--	0	-----
FD13SP01 US	54	5.429	4.121	1.375	1.225	1.085	1.085	298076	------	---	---	---	---	1.375	--	0	-----
FD13SP01 DS	54	5.429	4.121	1.375	1.225	1.085	1.085	298076	------	---	---	---	---	1.375	--	0	-----
FD13EL02	2	6.277	4.765	1.375	1.202	1.085	1.085	214787	------	---	---	---	---	1.375	--	0	-----
FD13SP02 US	52	4.241	3.220	1.375	1.258	1.085	1.085	470651	------	---	---	---	---	1.375	--	0	-----
FD13SP02 DS	52	4.241	3.220	1.375	1.258	1.085	1.085	470651	------	---	---	---	---	1.375	--	0	-----
FD13EL03	2	6.277	4.765	1.375	1.202	1.085	1.085	214787	------	---	---	---	---	1.375	--	0	-----
FD13SP03	52	4.241	3.220	1.375	1.258	1.085	1.085	470651	------	---	---	---	---	1.375	--	0	-----
FD13SP04	9	2.196	1.667	1.375	1.314	1.085	1.085	1205306	------	---	---	---	---	1.375	--	0	-----
FD13EL04	2	6.277	4.765	1.375	1.202	1.085	1.085	214787	------	---	---	---	---	1.375	--	0	-----
FD13SP05 US	52	4.241	3.220	1.375	1.258	1.085	1.085	470651	------	---	---	---	---	1.375	--	0	-----
FD13SP05 DS	52	4.241	3.220	1.375	1.258	1.085	1.085	470651	------	---	---	---	---	1.375	--	0	-----
FD13EL05	2	6.277	4.765	1.375	1.309	1.085	1.085	------	410823	123.6	150.0	123.6	150.0	1.358	US	160352	160352
FD13SP06	52	4.241	3.220	1.375	1.265	1.085	1.085	------	488448	83.5	88.0	83.5	88.0	1.298	GW	160352	160352
FD13SP07	9	2.196	1.667	1.375	1.314	1.085	1.085	1205306	------	---	---	---	---	1.375	--	0	-----
FD13EL06	1	5.598	4.250	1.375	1.221	1.085	1.085	279399	------	---	---	---	---	1.375	--	0	-----
FD13EL07	4	6.277	4.765	1.375	1.202	1.085	1.085	214787	------	---	---	---	---	1.375	--	0	-----
FD13TE01(U/S)	15	5.089	3.864	1.375	1.235	1.085	1.085	339165	------	---	---	---	---	1.375	--	0	-----
FD13TE01(D/S)	15	5.089	3.864	1.375	1.235	1.085	1.085	339165	------	---	---	---	---	1.375	--	0	-----
FD13SP08 US	65	3.393	2.576	1.375	1.281	1.085	1.085	667878	------	---	---	---	---	1.375	--	0	-----
FD13SP08 DS	65	3.393	2.576	1.375	1.281	1.085	1.085	667878	------	---	---	---	---	1.375	--	0	-----
FD13EL08	2	6.277	4.765	1.375	1.202	1.085	1.085	214787	------	---	---	---	---	1.375	--	0	-----

FINISELOW	4	6.277	4.765	1.375	1.202	1.085	1.085	214787	------	---	---	---	---	1.375	--	0	-----
INLET E-1-1B	50	6.786	5.152	1.375	1.166	1.085	1.085	174808	------	---	---	---	---	1.375	--	0	-----

Notes:
[1] Predictions are based on last Tmeas to analysis ending period.
[2] Predictions are for the time of last inspection (last known meas. wear).
[3] CW = Tmeas is minimum thickness from Band, Blanket or Area Method of greatest wear.
MT = Tmeas is component minimum thickness.
PW = Tmeas is Tinit - predicted wear.
US = Tmeas is user specified.
[4] If no Tmeas has been determined from measured data, then Tmeas = Tinit and Time = current component installation time.
Tmeas is used to determine Predicted Thickness and Component Predicted Time to Tcrit.

Tpred/Tcrit Ratio Plot

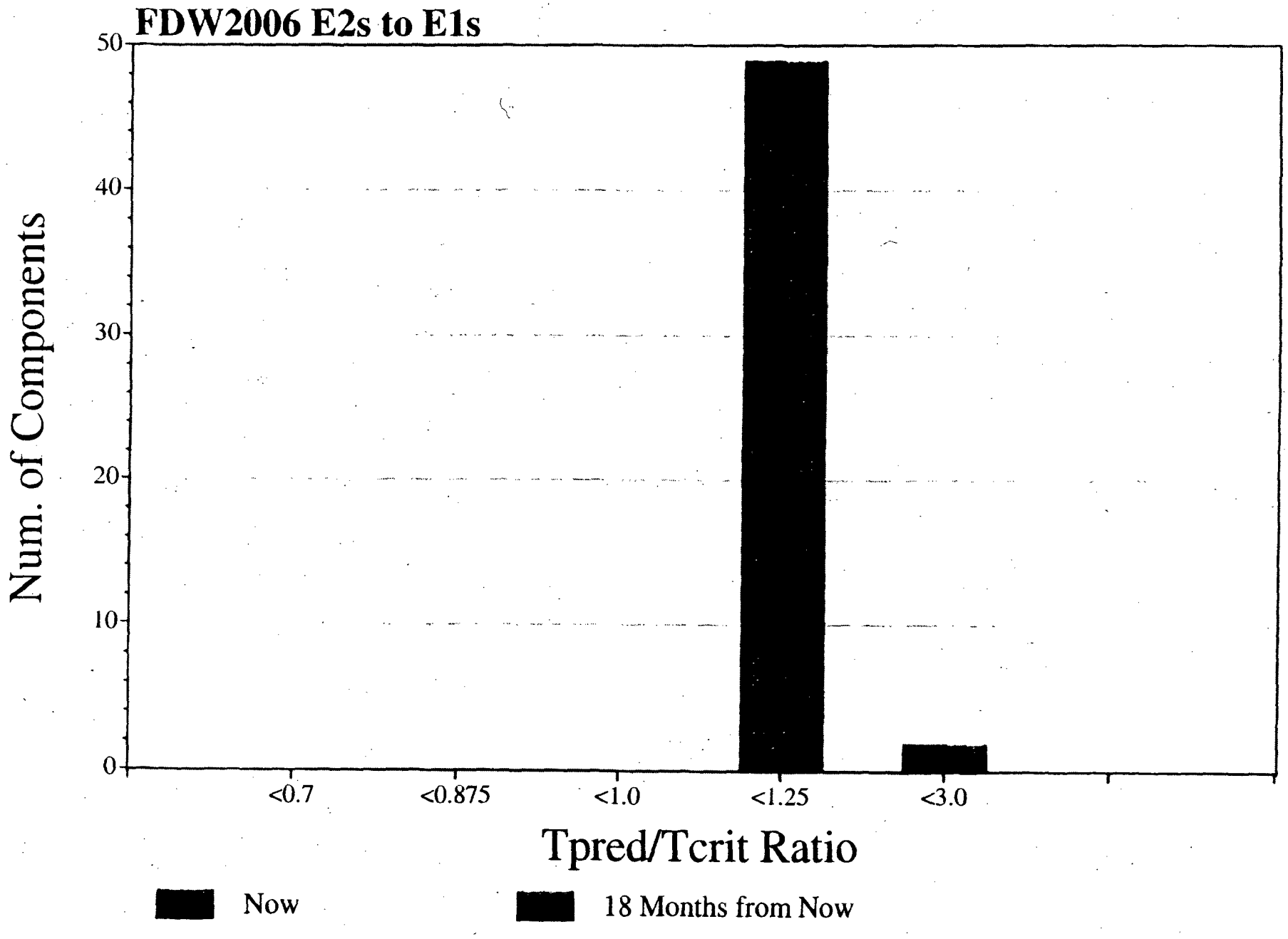

Cumulative % of Comp. Time to Tcrit

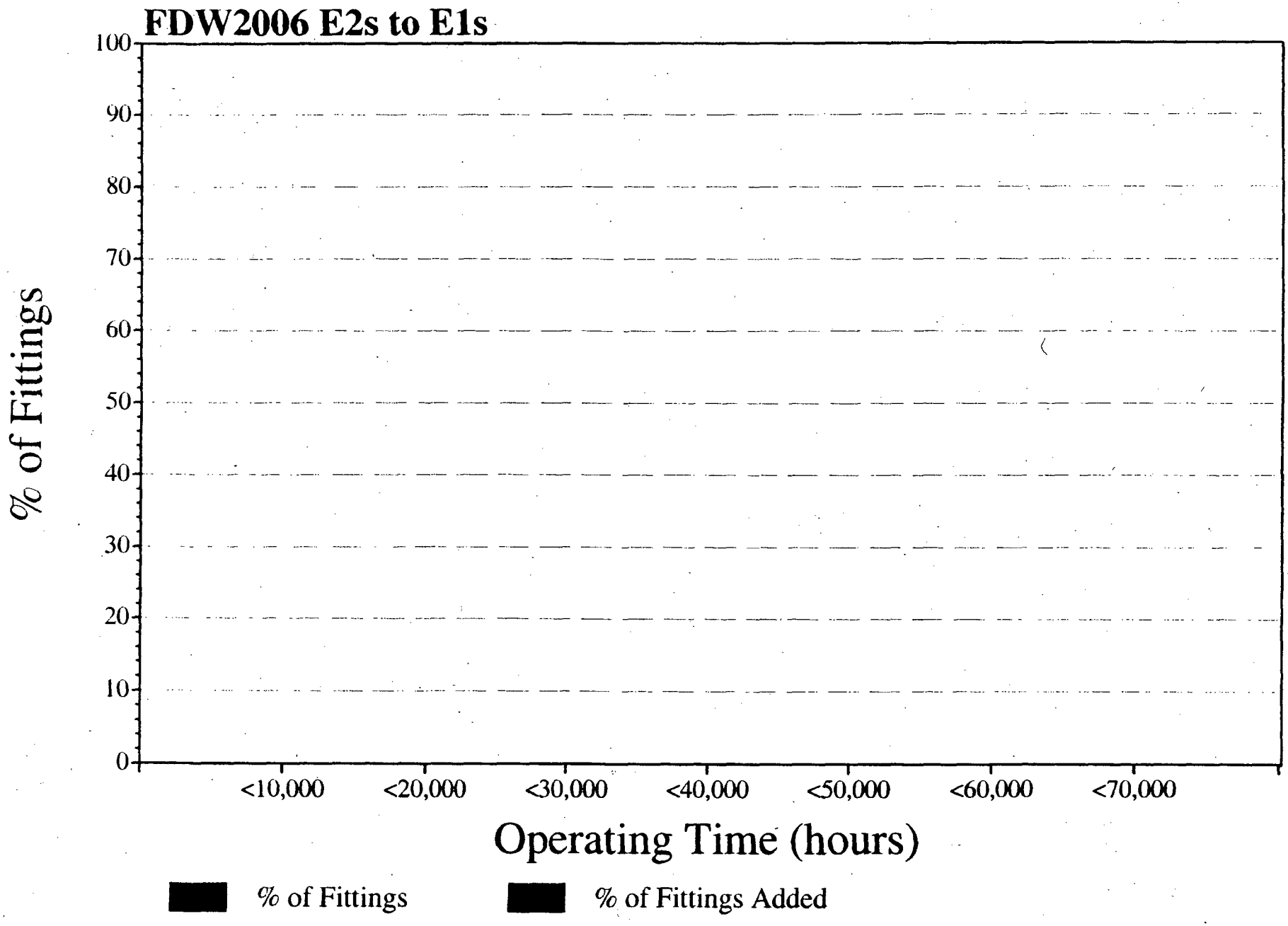

78

Company: Vermont Yankee Nuclear Power Corporation
Plant: Vermont Yankee
Unit:
DB Name: VY

Report Date: 13-SEP-2006 Time: 19:31:48
Analysis Date: 13-SEP-2006 Time: 19:23:27
CHECWORKS FAC Version 1.0P (Build 52)

****
*** Wear Rate Analysis: Combined Rankings for Inspection ***
****

Run Name: FDW2006 E2s to E1s
Ending Period: CYCLE 25
Total Plant Operating Hours: 241618
WRA Data Option: Ignore NFA
Line Correction Factor: 0.448

Duty Factor (Global): 1.000
Exclude Measure Wear: No

Component Name	Geometry Code	Average Wear Rate (mils/year)	Component Predicted Time to Tcrit (hrs) Non-Inspected	Inspected
FD13EL06	1	5.598	279399	------
FD12EL05	2	6.277	214787	------
FD12SP01 US	54	5.429	298076	------
OUTLET E-2-1B	31	8.482	76194	------
OUTLET E-2-1A	31	8.482	76194	------
INLET E-1-1B	30	6.786	174808	------
INLET E-1-1A	30	6.786	174808	------
FD12EL06	2	6.277	------	528901
FD12EL04	2	6.277	214787	------
FD13EL02	2	6.277	214787	------
FD12EL03	2	6.277	214787	------
FD12EL02	2	6.277	214787	------
FD13EL03	2	6.277	214787	------
FD13EL05	4	6.277	214787	------
FD13EL04	2	6.277	214787	------
FD13EL07	4	6.277	214787	------
FD13EL01	4	6.277	214787	------
FD12EL07	2	6.277	214787	------
FD12EL01	4	6.277	214787	------
FD12EL09	4	6.277	------	800993
FD13EL08	2	6.277	214787	------
FD13EL05	2	6.277	------	410823
FD13SP01 US	54	5.429	298076	------
FD13EL08	2	6.277	------	418635
FD12SP01 DS	54	5.429	298076	------
FD13SP01 DS	54	5.429	298076	------
FD12TE01(U/S)	15	5.089	339165	------
FD13TE01(D/S)	15	5.089	339165	------
FD12TE01(D/S)	15	5.089	339165	------
FD13TE01(U/S)	15	5.089	339165	------
FD12SP05 US	52	4.241	470651	------
FD12SP03	52	4.241	470651	------
FD13SP03	52	4.241	470651	------
FD12SP08	52	4.241	470651	------
FD13SP02 US	52	4.241	470651	------
FD12SP08	52	4.241	------	513511
FD13SP05 US	52	4.241	470651	------
FD12SP02	52	4.241	470651	------
FD13SP06	52	4.241	------	488448
FD12SP09	52	4.241	470651	------
FD12SP05 DS	52	4.241	470651	------
FD13SP02 DS	52	4.241	470651	------
FD13SP05 DS	52	4.241	470651	------
FD13SP10 US	65	3.393	667878	------
FD13SP08 DS	65	3.393	667878	------
FD13SP08 US	65	3.393	667878	------
FD12SP10 DS	65	3.393	------	680915
FD12SP07	9	2.196	------	1139023
FD13SP07	9	2.196	1205306	------
FD12SP04	9	2.196	1205306	------
FD13SP04	9	2.196	1205306	------

Company: Vermont Yankee Nuclear Power Corporation Report Date: 13-SEP-2006 Time: 19:31:57
Plant: Vermont Yankee Analysis Date: 13-SEP-2006 Time: 19:29:27
Unit: CHECWORKS FAC Version 1.0F (Build 52)
Db Name: VY

*** Wear Rate Analysis: Wear Predictions Report ***

Run Name: FDW2036 E2s to E1s
Ending Period: CYCLE 25
Total Plant Operating Hours: 241618 Duty Factor (Global): 1.000
NRA Data Option: Ignore NFA Exclude Measure Wear: No
Line Correction Factor: 0.448

Component Name	Total Lifetime Wear (mils) Prd.[1]	Total Lifetime Wear (mils) Meas.	In-Service Cmp. Wear (mils) Prd.[1]	In-Service Cmp. Wear (mils) Meas.	In-Service Cmp. Tmeas (in)[3]	Method [2]	Time (hrs)[3]	In-Service Cmp. Thickness(mils)[4] Tp	Tm	Incremental Wear(mils)[5] PRWEAR	Time(hrs) Last Inspected
***Grouped by Line: 007-18"-FDW-12, No Sorting.											
FD12SP07	58.4	71.0	58.4	71.0	1.304	US	230118	1316.6	1304.0	2.2	230118
FD12EL06	166.9	132.0	166.9	132.0	1.379	US	230118	1208.1	1379.0	6.3	230118
FD12SP08	112.8	97.0	112.8	97.0	1.278	US	230118	1262.2	1278.0	4.2	230118
FD12SP10 DS	71.8	68.0	71.8	68.0	1.307	US	171740	1303.2	1307.0	21.8	171740
FD12EL08	132.9	100.0	132.9	100.0	1.353	MT	171740	1242.1	1353.0	40.2	171740
FD12EL09	132.9	240.0	132.9	240.0	1.561	US	171740	1242.1	1561.0	40.2	171740
***Grouped by Line: 013-18"-FDW-13, No Sorting.											
FD1:EL05	123.6	150.0	123.6	150.0	1.358	US	160352	1251.4	1358.0	49.5	160352
FD1:SP06	83.5	88.0	83.5	88.0	1.298	GW	160352	1291.5	1298.0	33.4	160352

Notes:
[1] Predictions are for the time of last inspection (last known meas. wear).
[2] GW = Tmeas is minimum thickness from Band, Blanket or Area Method of greatest wear.
MT = Tmeas is component minimum thickness.
PW = Tmeas is Tinit - predicted wear.
US = Tmeas is user specified.
[3] If no Tmeas has been determined from measured data, then Tmeas = Tinit and Time = current component installation time.
Tmeas is used to determine Predicted Thickness and Component Predicted Time to Tcrit.
[4] These two values are used for thickness plot.
Tp = Predicted thickness at Tmeas.
Tm = Last measured thickness (Tmeas).
[5] PRWEAR = Incremental wear from last Tmeas time to analysis ending period.

24

Company: Vermont Yankee Nuclear Power Corporation
Plant: Vermont Yankee
Unit:
DB Name: VY

Report Date: 13-SEP-2006 Time: 19:31:43
Analysis Date: 13-SEP-2006 Time: 19:29:27
CHECWORKS FAC Version 1.0F (Build 52)

****
*** Wear Rate Analysis: Thickness/Service Time Report ***
****

Run Name: FDW2006 E2s to E1s
Ending Period: CYCLE 25
Total Plant Operating Hours: 241618
WRA Data Option: Ignore NFA
Line Correction Factor: 0.448

Duty Factor (Global): 1.000
Exclude Measure Wear: No

Component Name	Thickness (in) Init.	Prd.[1]	Thoop	Tcrit	Component Predicted[1] Time to Tcrit (hrs) Non-Inspected	Inspected	Component Actual Service Time (hrs)
====Grouped by Line: 007-18"-FDW-12, No Sorting.							
OUTLET E-2-1A	1.375	1.141	1.085	1.085	76194	------	241618
FD12EL01	1.375	1.202	1.085	1.085	214787	------	241618
FD12SP01 US	1.375	1.225	1.085	1.085	298076	------	241618
FD12SP01 DS	1.375	1.225	1.085	1.085	298076	------	241618
FD12EL02	1.375	1.202	1.085	1.085	214787	------	241618
FD12SP02	1.375	1.258	1.085	1.085	470651	------	241618
FD12EL03	1.375	1.202	1.085	1.085	214787	------	241618
FD12SP03	1.375	1.258	1.085	1.085	470651	------	241618
FD12SP04	1.375	1.314	1.085	1.085	1205306	------	241618
FD12EL04	1.375	1.202	1.085	1.085	214787	------	241618
FD12SP05 US	1.375	1.258	1.085	1.085	470651	------	241618
FD12SP05 DS	1.375	1.258	1.085	1.085	470651	------	241618
FD12EL05	1.375	1.202	1.085	1.085	214787	------	241618
FD12SP06	1.375	1.258	1.085	1.085	470651	------	241618
FD12SP07	1.375	1.302	1.085	1.085	------	1139023	241618
FD12EL06	1.375	1.373	1.085	1.085	------	528901	241618
FD12SP08	1.375	1.274	1.085	1.085	------	513511	241618
FD12EL07	1.375	1.202	1.085	1.085	214787	------	241618
FD12SP09	1.375	1.258	1.085	1.085	470651	------	241618
FD12TE01(U/S)	1.375	1.235	1.085	1.085	339165	------	241618
FD12TE01(D/S)	1.375	1.235	1.085	1.085	339165	------	241618
FD12SP10 US	1.375	1.281	1.085	1.085	667878	------	241618
FD12SP10 DS	1.375	1.285	1.085	1.085	------	680915	241618
FD12EL08	1.375	1.313	1.085	1.085	------	418635	241618
FD12EL09	1.375	1.521	1.085	1.085	------	800993	241618
INLET E-1-1A	1.375	1.188	1.085	1.085	174808	------	241618
====Grouped by Line: 013-18"-FDW-13, No Sorting.							
OUTLET E-2-1B	1.375	1.141	1.085	1.085	76194	------	241618
FD13EL01	1.375	1.202	1.085	1.085	214787	------	241618
FD13SP01 US	1.375	1.225	1.085	1.085	298076	------	241618
FD13SP01 DS	1.375	1.225	1.085	1.085	298076	------	241618
FD13EL02	1.375	1.202	1.085	1.085	214787	------	241618
FD13SP02 US	1.375	1.258	1.085	1.085	470651	------	241618
FD13SP02 DS	1.375	1.258	1.085	1.085	470651	------	241618
FD13EL03	1.375	1.202	1.085	1.085	214787	------	241618
FD13SP03	1.375	1.258	1.085	1.085	470651	------	241618
FD13SP04	1.375	1.314	1.085	1.085	1205306	------	241618
FD13EL04	1.375	1.202	1.085	1.085	214787	------	241618
FD13SP05 US	1.375	1.258	1.085	1.085	470651	------	241618
FD13SP05 DS	1.375	1.258	1.085	1.085	470651	------	241618
FD13EL05	1.375	1.309	1.085	1.085	------	410823	241618
FD13SP06	1.375	1.265	1.085	1.085	------	488448	241618
FD13SP07	1.375	1.314	1.085	1.085	1205306	------	241618
FD13EL06	1.375	1.321	1.085	1.085	279399	------	241618
FD13EL07	1.375	1.202	1.085	1.085	214787	------	241618
FD13TE01(U/S)	1.375	1.235	1.085	1.085	339165	------	241618
FD13TE01(D/S)	1.375	1.235	1.085	1.085	339165	------	241618
FD13SP08 US	1.375	1.281	1.085	1.085	667878	------	241618
FD13SP08 DS	1.375	1.281	1.085	1.085	667878	------	241618
FD13EL08	1.375	1.202	1.085	1.085	214787	------	241618

SP

PD13EL09	1.375	1.202	1.085	1.085	214787	------	241618
INLET E-1-15	1.375	1.188	1.085	1.085	174808	------	241618

Note:
[1] Predictions are based on last Tmeas to analysis ending period.

Company: Vermont Yankee Nuclear Power Corporation Report Date: 13-SEP-2006 Time: 19:31:39
Plant: Vermont Yankee Analysis Date: 13-SEP-2006 Time: 19:29:27
Unit: CHECWORKS FAC Version 1.0F (Build 52)
DB Name: VT

*** Wear Rate Analysis: Inspection History Report ***

Run Name: FDW2006 E2s to E1s
Analysis Period: CYCLE 25
Total Plant Operating Hours: 241618 Duty Factor (Global): 1.000
KKA Data Option: Ignore NPA Exclude Measure Wear: No
Line Correction Factor: 0.448

Component Name	Geom. Code	No.	Material Cr. (%)	Cu. (%)	Mo. (%)	Sigma (psi)	Time (hrs) Last Inspected	Replaced	Analysis Option	Measured Wear (mils)
***Grouped by Line: 007-18"-FDW-12, No Sorting.										
OUTLET E-2-1A	31	5	0.00	0.00	0.00	15000	-----	-----		---
FD12EL01	4	21	0.00	0.00	0.00	15000	-----	-----		---
FD12SP01 US	54	5	0.00	0.00	0.00	15000	-----	-----		---
FD12SP01 DS	54	5	0.00	0.00	0.00	15000	-----	-----		---
FD12EL02	2	21	0.00	0.00	0.00	15000	-----	-----		---
FD12SP02	52	5	0.00	0.00	0.00	15000	-----	-----		---
FD12EL03	2	21	0.00	0.00	0.00	15000	-----	-----		---
FD12SP03	52	5	0.00	0.00	0.00	15000	-----	-----		---
FD12SP04	9	5	0.00	0.00	0.00	15000	-----	-----		---
FD12EL04	2	21	0.00	0.00	0.00	15000	-----	-----		---
FD12SP05 US	52	5	0.00	0.00	0.00	15000	-----	-----		---
FD12SP05 DS	52	5	0.00	0.00	0.00	15000	-----	-----		---
FD12EL05	2	21	0.00	0.00	0.00	15000	-----	-----		---
FD12SP06	52	5	0.00	0.00	0.00	15000	-----	-----		---
FD12SP07	9	5	0.00	0.00	0.00	15000	230118	-----		71
FD12EL06	2	21	0.00	0.00	0.00	15000	230118	-----		132
FD12SP08	52	5	0.00	0.00	0.00	15000	230118	-----		97
FD12EL07	2	21	0.00	0.00	0.00	15000	-----	-----		---
FD12SP09	52	5	0.00	0.00	0.00	15000	-----	-----		---
FD12TE01(U/S)	15	21	0.00	0.00	0.00	15000	-----	-----		---
FD12TE01(D/S)	15	21	0.00	0.00	0.00	15000	-----	-----		---
FD12SP10 US	65	5	0.00	0.00	0.00	15000	-----	-----		---
FD12SP10 DS	65	5	0.00	0.00	0.00	15000	171740	-----		68
FD12EL08	2	21	0.00	0.00	0.00	15000	171740	-----		100
FD12EL09	4	21	0.00	0.00	0.00	15000	171740	-----		240
INLET E-1-1A	30	5	0.00	0.00	0.00	15000	-----	-----		---
***Grouped by Line: 013-16"-FDW-13, No Sorting.										
OUTLET E-2-1B	31	5	0.00	0.00	0.00	15000	-----	-----		---
FD13EL01	4	21	0.00	0.00	0.00	15000	-----	-----		---
FD13SP01 US	54	5	0.00	0.00	0.00	15000	-----	-----		---
FD13SP01 DS	54	5	0.00	0.00	0.00	15000	-----	-----		---
FD13EL02	2	21	0.00	0.00	0.00	15000	-----	-----		---
FD13SP02 US	52	5	0.00	0.00	0.00	15000	-----	-----		---
FD13SP02 DS	52	5	0.00	0.00	0.00	15000	-----	-----		---
FD13EL03	2	21	0.00	0.00	0.00	15000	-----	-----		---
FD13SP03	52	5	0.00	0.00	0.00	15000	-----	-----		---
FD13SP04	9	5	0.00	0.00	0.00	15000	-----	-----		---
FD13EL04	2	21	0.00	0.00	0.00	15000	-----	-----		---
FD13SP05 US	52	5	0.00	0.00	0.00	15000	-----	-----		---
FD13SP05 DS	52	5	0.00	0.00	0.00	15000	-----	-----		---
FD13EL05	2	21	0.00	0.00	0.00	15000	160352	-----		150
FD13SP06	52	5	0.00	0.00	0.00	15000	160352	-----		86
FD13SP07	9	5	0.00	0.00	0.00	15000	-----	-----		---
FD13EL06	1	21	0.00	0.00	0.00	15000	-----	-----		---
FD13EL07	4	21	0.00	0.00	0.00	15000	-----	-----		---
FD13TE01(U/S)	15	21	0.00	0.00	0.00	15000	-----	-----		---
FD13TE01(D/S)	15	21	0.00	0.00	0.00	15000	-----	-----		---
FD13SP08 US	65	5	0.00	0.00	0.00	15000	-----	-----		---
FD13SP08 DS	65	5	0.00	0.00	0.00	15000	-----	-----		---
FD13EL08	2	21	0.00	0.00	0.00	15000	-----	-----		---

27

FD13BL09		4	21	0.00	0.00	0.00	15000	-----	-----	---
INLET	E-1-1B	30	5	0.00	0.00	0.00	15000	-----	-----	---

Company: Vermont Yankee Nuclear Power Corporation Report Date: 13-SEP-2006 Time: 19:31:34
Plant: Vermont Yankee Analysis Date: 13-SEP-2006 Time: 19:29:27
Unit: CHECWORKS FAC Version 1.0F (Build 52)
DB Name: VY

****
*** Wear Rate Analysis: Wear Rates/Input Data Report ***
****

Run Name: FDW2006 E2s to E1s
Ending Period: CYCLE 25
Total Plant Operating Hours: 241618 Duty Factor (Global): 1.000
WRA Data Option: Ignore NFA Exclude Measure Wear: No
Line Correction Factor: 0.448

Component Name	Geom. Code	Average Wear Rate (mils/year)	Current Wear Rate (mils/year)	Temp. (F)	Velocity (ft/s)	Steam Quality	Diameter (in)
====Grouped by Line: 007-18"-FDW-12, No Sorting.							
OUTLET E-2-1A	31	8.482	6.440	327.7	12.446	0.000	18.000
FD12EL01	4	6.277	4.765	327.7	12.446	0.000	18.000
FD12SP01 US	54	5.429	4.121	327.7	12.446	0.000	18.000
FD12SP01 DS	54	5.429	4.121	327.7	12.446	0.000	18.000
FD12EL02	2	6.277	4.765	327.7	12.446	0.000	18.000
FD12SP02	52	4.241	3.220	327.7	12.446	0.000	18.000
FD12EL03	2	6.277	4.765	327.7	12.446	0.000	18.000
FD12SP03	52	4.241	3.220	327.7	12.446	0.000	18.000
FD12SP04	9	2.196	1.667	327.7	12.446	0.000	18.000
FD12EL04	2	6.277	4.765	327.7	12.446	0.000	18.000
FD12SP05 US	52	4.241	3.220	327.7	12.446	0.000	18.000
FD12SP05 DS	52	4.241	3.220	327.7	12.446	0.000	18.000
FD12EL05	2	6.277	4.765	327.7	12.446	0.000	18.000
FD12SP06	52	4.241	3.220	327.7	12.446	0.000	18.000
FD12SP07	9	2.196	1.667	327.7	12.446	0.000	18.000
FD12EL06	2	6.277	4.765	327.7	12.446	0.000	18.000
FD12SP08	52	4.241	3.220	327.7	12.446	0.000	18.000
FD12EL07	2	6.277	4.765	327.7	12.446	0.000	18.000
FD12SP09	52	4.241	3.220	327.7	12.446	0.000	18.000
FD12TE01(U/S)	15	5.089	3.864	327.7	12.446	0.000	18.000
FD12TE01(D/S)	15	5.089	3.864	327.7	12.446	0.000	18.000
FD12SP10 US	65	3.393	2.576	327.7	12.446	0.000	18.000
FD12SP10 DS	65	3.393	2.576	327.7	12.446	0.000	18.000
FD12EL08	2	6.277	4.765	327.7	12.446	0.000	18.000
FD12EL09	4	6.277	4.765	327.7	12.446	0.000	18.000
INLET E-1-1A	30	6.786	5.152	327.7	12.446	0.000	18.000
====Grouped by Line: 013-18"-FDW-13, No Sorting.							
OUTLET E-2-1B	31	8.482	6.440	327.7	12.446	0.000	18.000
FD13EL01	4	6.277	4.765	327.7	12.446	0.000	18.000
FD13SP01 US	54	5.429	4.121	327.7	12.446	0.000	18.000
FD13SP01 DS	54	5.429	4.121	327.7	12.446	0.000	18.000
FD13EL02	2	6.277	4.765	327.7	12.446	0.000	18.000
FD13SP02 US	52	4.241	3.220	327.7	12.446	0.000	18.000
FD13SP02 DS	52	4.241	3.220	327.7	12.446	0.000	18.000
FD13EL03	2	6.277	4.765	327.7	12.446	0.000	18.000
FD13SP03	52	4.241	3.220	327.7	12.446	0.000	18.000
FD13SP04	9	2.196	1.667	327.7	12.446	0.000	18.000
FD13EL04	2	6.277	4.765	327.7	12.446	0.000	18.000
FD13SP05 US	52	4.241	3.220	327.7	12.446	0.000	18.000
FD13SP05 DS	52	4.241	3.220	327.7	12.446	0.000	18.000
FD13EL05	2	6.277	4.765	327.7	12.446	0.000	18.000
FD13SP06	52	4.241	3.220	327.7	12.446	0.000	18.000
FD13SP07	9	2.196	1.667	327.7	12.446	0.000	18.000
FD13EL06	1	5.598	4.250	327.7	12.446	0.000	18.000
FD13EL07	4	6.277	4.765	327.7	12.446	0.000	18.000
FD13TE01(U/S)	15	5.089	3.864	327.7	12.446	0.000	18.000
FD13TE01(D/S)	15	5.089	3.864	327.7	12.446	0.000	18.000
FD13SP08 US	65	3.393	2.576	327.7	12.446	0.000	18.000
FD13SP08 DS	65	3.393	2.576	327.7	12.446	0.000	18.000
FD13EL08	2	6.277	4.765	327.7	12.446	0.000	18.000

84

FDIBELOW	4	6.277	4.765	327.7	12.446	0.000	18.000
INLET E-1-1B	30	6.786	5.152	327.7	12.446	0.000	18.000

90

Wear Rate Analysis Run Definition

Run Name: FDW 2006 E1s to Rx

Run Title: Feedwater E1A & E1B to Reactor

Ending Period: CYCLE 25

Total Oper. Hrs.: 241618.44

Duty Factor: 1.000

Analysis Options
- Ignore HFA Results
- HFA Results 1st Priority
- User Input 1st Priority
- Do Not Use Measured Wear

Database Lines
- 001-16"-FDW-01
- 002-16"-FDW-02
- 003-16"-FDW-03
- 004-24"-FDW-01
- 005-18"-FDW-07
- 006-18"-FDW-07
- 007-18"-FDW-12
- 011-18"-FDW-08

Add

Remove

Lines to Analyze
- 008-18"-FDW-14
- 008-16"-FDW-14
- 009-16"-FDW-14
- 009-16"-FDW-16
- 010-16"-FDW-19
- 010-10"-FDW-19
- 010-10"-FDW-21
- 014-18"-FDW-15

Run Definitions
- 3rd Pt High Level
- 4th Pt Extract Steam
- 4th Pt Heater Drain
- 4th Pt High Level
- 5th Pt Extract Steam
- 5th Pt Heater Drains
- Cond LP Htr Bypass
- Cond Minimum Flow
- Condensate
- FDW 2006 E1s to Rx
- FDW 2006 Hdr to E2s
- FDW06 2 P1s to Hdr.
- FDW06 3-P1s to Hdr
- FDW2006 E2s to E1s
- Feed Pump Recirc
- Feedwater
- Feedwater Flush
- Feedwater Low Flow
- Heater Drain Pumps

< Prev | Next > | Add | Resin | Save

Copy | Delete | Print... | Help | Done

Advanced Run Def...

List of Defined Wear Rate Runs

SUPERVISOR VY

Start | EPRI CHECWOR... | Flow Accelera... | Desktop » « 1:14 PM

Wear Rate Analysis Run Definition

Run Name: FDW 2006 E1s to Rx

Run Title: Feedwater E1A & E1B to Reactor

Ending Period: CYCLE 25

Total Oper. Hrs.: 241618.44

Duty Factor: 1.000

Analysis Options
- Ignore IIFA Results
- IIFA Results 1st Priority
- User Input 1st Priority
- Do Not Use Measured Wear

Database Lines
- 001-16"-FDW-01
- 002-16"-FDW-02
- 003-16"-FDW-03
- 004-24"-FDW-01
- 005-16"-FDW-07
- 006-18"-FDW-07
- 007-18"-FDW-12
- 011-18"-FDW-08

Add / Remove

Lines to Analyze
- 010-10"-FDW-21
- 014-18"-FDW-15
- 014-16"-FDW-15
- 015-16"-FDW-15
- 016-10"-FDW-18
- 015-16"-FDW-17
- 016-16"-FDW-18
- 016-10"-FDW-20

Run Definitions
- 3rd Pt High Level
- 4th Pt Extract Steam
- 4th Pt Heater Drain
- 4th Pt High Level
- 5th Pt Extract Steam
- 5th Pt Heater Drains
- Cond LP Htr Bypass
- Cond Minimum Flow
- Condensate
- FDW 2006 E1s to Rx
- FDW 2006 Hdr to E2s
- FDW06 2 P1s to Hdr.
- FDW06 3-P1s to Hdr
- FDW2006 E2s to E1s
- Feed Pump Recirc
- Feedwater
- Feedwater Flush
- Feedwater Low Flow
- Heater Drain Pumps

Prev | Next | Add | Rush | Save

Copy | Delete | Print... | Help | Done

Advanced Run Def...

List of Defined Wear Rate Runs

SUPERVISOR VY

Start | EPRI CHECWOR... | Flow Accelera... | Desktop | 1:14 PM

Comparison of Thickness Predictions

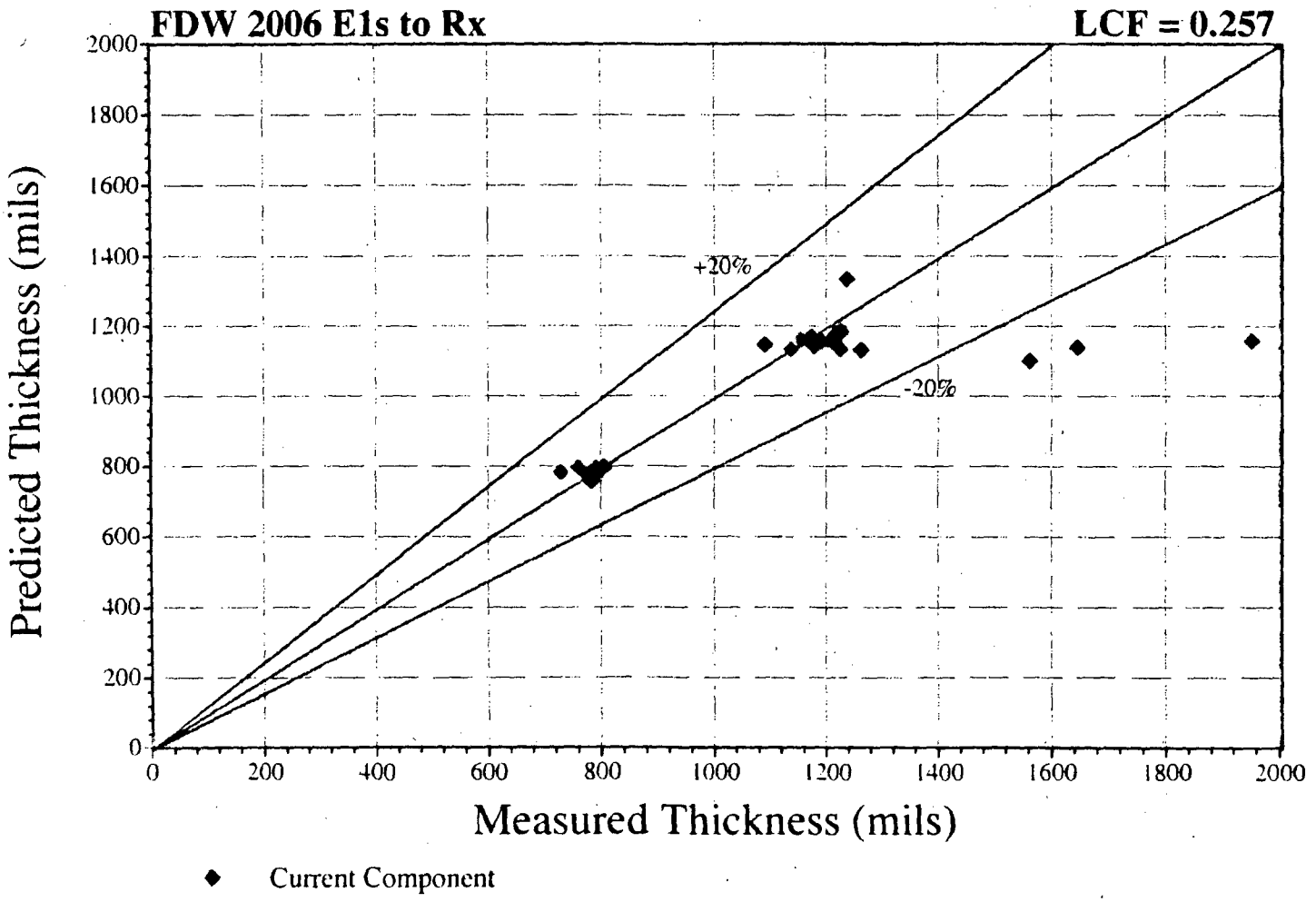

Comparison of Wear Predictions

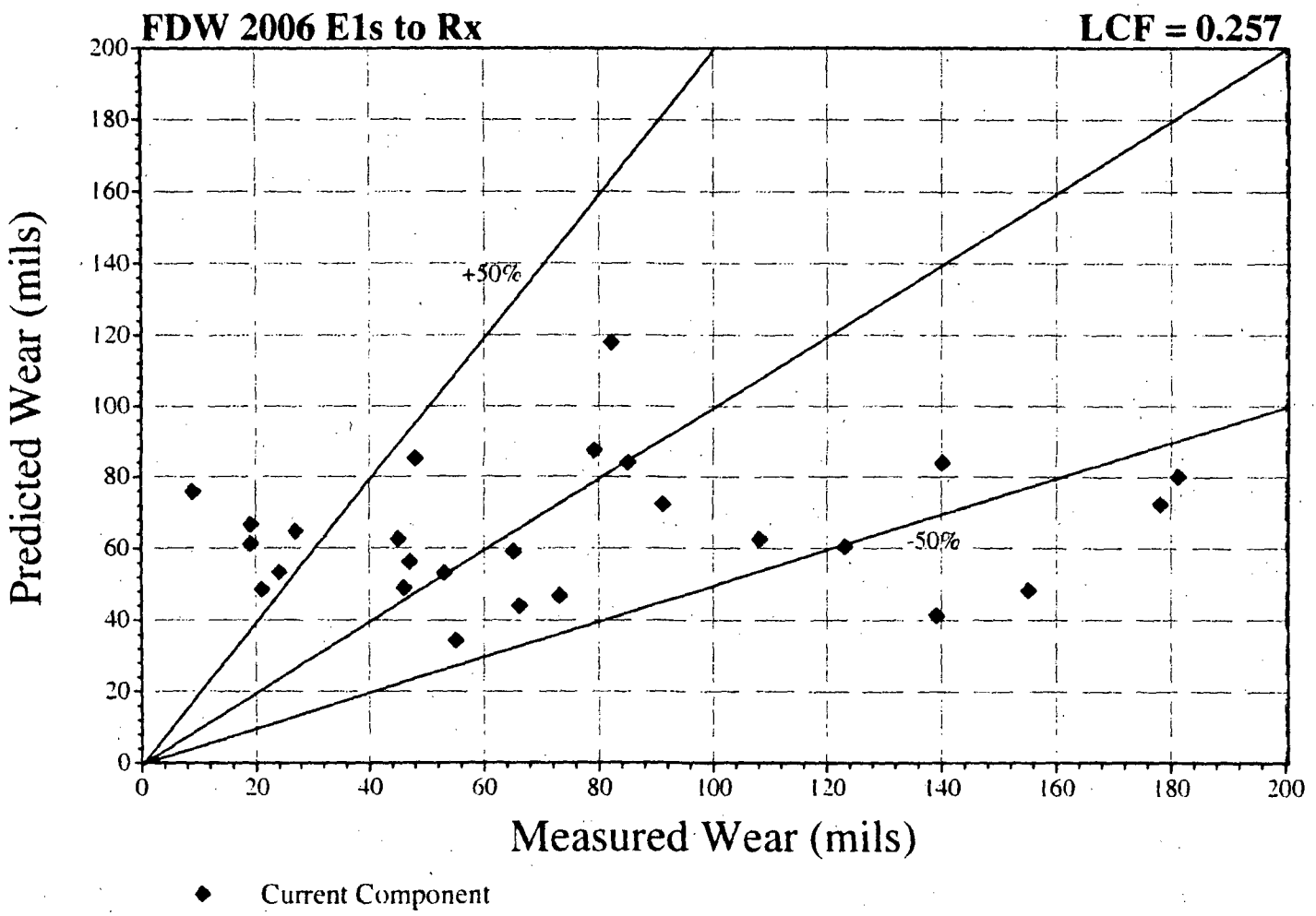

Company: Vermont Yankee Nuclear Power Corporation Report Date: 26-SEP-2006 Time: 16:00:23
Plant: Vermont Yankee Analysis Date: 19-SEP-2006 Time: 19:19:31
Unit: CHECWORKS FAC Version 1.0F (Build 52)
DB Name: VY \

*** Wear Rate Analysis: Wear Predictions Report ***

Run Name: FDW 2006 Els to Rx
Ending Period: CYCLE 25
Total Plant Operating Hours: 241618 Duty Factor (Global): 1.000
NPA Data Option: Ignore NPA Exclude Measure Wear: No
Line Correction Factor: 0.267

Component Name	Total Lifetime Wear (mils) Prd.[1]	Meas.	In-Service Cmp. Wear (mils) Prd.[1]	Meas.	In-Service Cmp. Tmeas (in)[3]	Method [2]	Time (hrs)[3]	In-Service Cmp. Thickness(mils)[4] Tp	Tm	Incremental Wear(mils)[5] PRWEAR	Time(hrs) Last Inspected
===>Grouped by Line: 008-18"-FDW-14, No Sorting.											
FD14RD01(L/E)	41.3	139.0	41.3	139.0	1.236	MT	114614	1333.7	1236.0	35.6	114614
FD14RD01(S/E)	43.8	66.0	43.8	66.0	1.213	MT	114614	1175.2	1213.0	37.6	114614
===>Grouped by Line: 008-16"-FDW-14, No Sorting.											
FD14SP02	34.2	55.0	34.2	55.0	1.224	US	114614	1184.8	1224.0	29.4	114614
FD14EL03	75.8	9.0	75.8	9.0	1.176	US	230118	1143.2	1176.0	3.4	183618
FD14SP03 US	61.3	19.0	61.3	19.0	1.205	US	230118	1157.7	1205.0	2.3	230118
FD14EL05	83.9	85.0	83.9	85.0	1.134	MT	207118	1135.1	1134.0	10.2	207118
===>Grouped by Line: 009-16"-FDW-14, No Sorting.											
FD14SP08 DS	59.0	65.0	59.0	65.0	1.153	US	218618	1160.0	1153.0	4.6	218618
FD14EL07	87.3	79.0	87.3	79.0	1.261	US	218618	1131.7	1261.0	6.8	218618
===>Grouped by Line: 009-16"-FDW-16, No Sorting.											
===>Grouped by Line: 010-16"-FDW-19, No Sorting.											
FD19SP03 DS	48.5	21.0	48.5	21.0	0.789	MT	218618	795.5	789.0	3.8	218618
FD19TE01(D/S)	61.2	19.0	61.2	19.0	1.950	MT	137270	1157.8	1950.0	33.8	137270
FD19TE01(BR.)	64.6	27.0	64.6	27.0	0.769	MT	218618	779.4	769.0	7.3	137270
FD19RD01(L/E)	56.1	47.0	56.1	47.0	1.151	MT	218618	1162.9	1151.0	4.4	218618
FD19RD01(S/E)	85.1	48.0	85.1	48.0	0.781	MT	218618	758.9	781.0	6.6	218618
===>Grouped by Line: 010-10"-FDW-19, No Sorting.											
FD19SP04	66.5	19.0	66.5	19.0	0.778	US	218618	777.5	778.0	5.2	218618
===>Grouped by Line: 010-10"-FDW-21, No Sorting.											
FD21SP01 US	53.2	24.0	53.2	24.0	0.796	MT	218618	790.8	796.0	4.1	218618
===>Grouped by Line: 014-18"-FDW-15, No Sorting.											
===>Grouped by Line: 014-16"-FDW-15, No Sorting.											
FD15EL04	72.3	91.0	72.3	91.0	1.175	MT	171740	1146.7	1175.0	21.9	171740
FD15SP10	62.5	45.0	62.5	45.0	1.210	GW	171740	1156.5	1210.0	18.9	171740
FD15EL05	72.3	178.0	72.3	178.0	1.089	MT	171740	1146.7	1089.0	21.9	171740
FD15SP03	62.5	108.0	62.5	108.0	1.190	GW	171740	1156.5	1190.0	18.9	171740
===>Grouped by Line: 015-16"-FDW-15, No Sorting.											
FD15SP08 US	48.8	46.0	48.8	46.0	1.172	GW	171740	1170.2	1172.0	14.8	171740
===>Grouped by Line: 016-10"-FDW-18, No Sorting.											
FD18SP04 US	48.3	155.0	48.3	155.0	0.758	MT	195618	795.7	758.0	9.0	195618
===>Grouped by Line: 015-16"-FDW-17, No Sorting.											
===>Grouped by Line: 016-16"-FDW-18, No Sorting.											
FD18SP01 DS	46.6	73.0	46.6	73.0	0.803	GW	207118	797.4	803.0	5.7	207118
FD18EL01	83.9	140.0	83.9	140.0	1.223	US	207118	1135.1	1223.0	10.2	207118
FD18SP02 US	53.0	53.0	53.0	53.0	0.799	US	207118	791.0	799.0	6.4	207118
FD18TE01(D/S)	117.9	82.0	117.9	82.0	1.560	US	195618	1101.1	1560.0	22.0	195618
FD18TE01(E/S)	80.0	181.0	80.0	181.0	1.644	US	195618	1139.0	1644.0	15.0	195618
===>Grouped by Line: 016-10"-FDW-20, No Sorting.											
FD20SP01	60.4	123.0	60.4	123.0	0.727	MT	195618	783.6	727.0	11.3	195618

Notes:
[1] Predictions are for the time of last inspection (last known meas. wear).
[2] GW = Tmeas is minimum thickness from Band, Blanket or Area Method of greatest wear.
MT = Tmeas is component minimum thickness.
PW = Tmeas is Tinit - predicted wear.
US = Tmeas is user specified.
[3] If no Tmeas has been determined from measured data, then Tmeas = Tinit and Time = current component installation time.
Tmeas is used to determine Predicted Thickness and Component Predicted Time to Tcrit.
[4] These two values are used for thickness plot.
Tp = Predicted thickness at Tmeas.
Tm = Last measured thickness (Tmeas).
[5] PRWEAR = Incremental wear from last Tmeas time to analysis ending period.

Company: Vermont Yankee Nuclear Power Corporation Report Date: 25-SEP-2006 Time: 16:00:25
Plant: Vermont Yankee Analysis Date: 19-SEP-2006 Time: 19:19:21
Unit: CHECWORKS FAC Version 1.0F (Build 02)
DB Name: VY

****

*** Wear Rate Analysis: Combined Rankings for Inspection ***

****

Run Name: FDW 2006 Els to Rx
Ending Period: CYCLE 25
Total Plant Operating Hours: 241618 Duty Factor (Global): 1.000
NPA Data Option: Ignore NPA Exclude Measure Wear: No
Line Correction Factor: 0.257

Component Name	Geometry Code	Average Wear Rate (mils/year)	Component Predicted Time to Crit (hrs) Non-Inspected	Inspected
FD20EL02	1	3.431	1062259	------
FD20EL01	2	3.847	913014	------
FD14FE01	6	0.033	88712408	------
FD19RD01(S/E)	7	3.327	------	1182188
FD15SP03	54	2.952	------	807624
FD19TE01(U/S)	14	5.074	2849744	------
FD18TE01(U/S)	14	5.074	------	2030518
FD15EL05	4	3.413	------	347038
FD15RD01(L/E)	7	2.786	473293	------
OUTLET E-1-1A	31	3.979	522532	------
FD14RD01(L/E)	7	2.786	------	478243
OUTLET E-1-1B	31	3.979	522532	------
FD19EL03	2	3.847	913014	------
FD19EL05	2	3.847	913014	------
FD14EL05	2	3.413	------	538641
FD20EL03	2	3.847	913014	------
FD14EL04	2	3.413	542240	------
FD18EL04	2	3.847	913014	------
FD17EL01	4	3.413	542240	------
FD21EL02	2	3.847	913014	------
FD14EL06	2	3.413	542240	------
FD15EL08	2	3.413	542240	------
FD19TE01(BR.)	14	3.639	------	1040838
FD15EL06	2	3.413	542240	------
FD18TE01(BR.)	14	3.639	363372	------
FD16EL01	4	3.413	542240	------
FD19TE01(D/S)	14	3.444	------	4258696
FD16SP05	58	1.785	588604	------
FD18TE01(D/S)	14	3.444	------	3296613
FD15EL04	4	3.413	------	637778
FD18EL03	1	3.431	1062259	------
FD15SP02	57	2.306	678744	------
FD19EL04	1	3.431	1062259	------
FD15SP09	51	2.029	702760	------
FD21EL01	1	3.431	1062259	------
FD14EL03	2	3.413	------	703631
FD15EL03	1	3.044	716912	------
FD15RD01(S/E)	7	2.952	724912	------
FD16TE01(D/S)	15	2.767	743024	------
FD19EL01	2	3.413	1621719	------
FD16TE01(U/S)	15	2.767	743024	------
FD14TE02(D/S)	15	2.767	743024	------
FD15TE02(U/S)	15	2.767	743024	------
FD14EL07	2	3.413	------	979491
FD15TE02(D/S)	15	2.767	743024	------
FD15EL07	2	3.413	810194	------
FD17TE01(D/S)	15	2.767	743024	------
FD14TE02(U/S)	15	2.767	743024	------
FD17TE01(U/S)	15	2.767	743024	------
FD13EL01	2	3.413	------	1819003
FD18SP02 DS	52	2.155	746318	------
FD19SP02	52	2.155	746318	------
FD18SP02 US	52	2.155	------	799150
FD20RD01(S/E)	7	3.327	1116948	------
FD14EL02	2	2.945	817946	------
FD14EL01	4	2.945	817946	------
FD13EL02	1	3.044	1856868	------
FD15EL02	2	2.945	817946	------
FD15EL01	4	2.945	817946	------
FD18EL02	1	3.044	1856868	------
FD14RD01(S/E)	7	2.952	------	824378
FD15TE01(U/S)	15	2.388	930885	------
FD19SP03 DS	51	1.897	------	852124
FD15SP10	54	2.952	------	885803
FD19SP03 US	51	1.897	891487	------
FD18SP03 US	51	1.897	891487	------
FD18SP03 DS	51	1.897	891487	------
FD18SP01 US	58	1.897	891487	------
FD19SP01 US	58	1.897	891487	------
FD19SP01 DS	58	1.897	891487	------
FD14SP08 DS	54	2.306	------	920314
FD18SP01 DS	58	1.897	------	935801
FD14FE01A	52	2.306	955241	------
FD13SP04 DS	52	3.599	1504026	------
FD14SP04	52	2.306	955241	------
FD20SP03 US	52	3.599	1504026	------
FD15SP08 DS	52	2.306	955241	------
FD13SP06 DS	52	3.599	1504026	------
FD14SP03 DS	52	2.306	955241	------
FD13SP06 US	52	3.599	1504026	------
FD13SP08 DS	52	2.306	955241	------
FD21SP04 US	52	3.599	1504026	------
FD15SP08 US	52	2.306	------	964469
FD13SP01	57	2.599	------	1052949
FD13SP06 DS	52	3.599	1504026	------

96

FD20SP06 US	52	2.599	1504026	------
FD15TE01(D/S)	15	2.388	990359	------
FD18SP07 DS	52	2.599	1504026	------
FD19SP09 DS	52	2.599	1504026	------
FD19SP09 US	52	2.599	1504026	------
FD19SP04	57	2.599	------	1506324
FD18SP07 US	52	2.599	1504026	------
FD20SP03 DS	52	2.599	1504026	------
FD17SP01 DS	58	2.029	1128945	------
FD17SP03	58	2.029	1128945	------
FD14TE01(D/S)	15	2.388	1254199	------
FD17SP01 US	58	2.029	1128945	------
FD14TE01(U/S)	15	2.388	1370181	------
FD16SP04	58	2.029	1128945	------
FD17SP04	58	2.029	1128945	------
FD14SP03 US	52	2.306	------	1191994
FD16SP01 DS	58	2.029	1128945	------
FD16SP03	58	2.029	1128945	------
FD14SP02	57	2.306	------	1151436
FD16SP01 US	58	2.029	1128945	------
FD14SP07 US	65	1.845	1157152	------
FD18SP05	51	2.288	1752520	------
FD16SP02	65	1.845	1273666	------
FD21SP02	51	2.288	1752520	------
FD15SP06	65	1.845	1273666	------
FD20SP04	51	2.288	1752520	------
FD14SP07 DS	65	1.845	1273666	------
FD19SP07	51	2.288	1752520	------
FD17SP02	65	1.845	1273666	------
FD19RD01(L/E)	7	2.191	------	2640355
FD17SP05	58	1.785	1300083	------
FD20RD01(L/E)	7	2.191	2518487	------
FD14SP06 DS	56	1.692	1319530	------
FD15SP05 DS	56	1.692	1417698	------
FD15SP05 US	56	1.692	1417698	------
FD21SP01 US	64	2.080	------	1988529
FD14FE01B	56	1.692	1417698	------
FD21SP01 DS	64	2.080	1959598	------
FD15FE01B	56	1.692	1417698	------
FD18SP04 DS	64	2.080	1959598	------
FD14SP06 US	56	1.692	1441875	------
FD18SP04 US	64	2.080	------	1750591
FD14SP01	58	1.751	1592633	------
FD15SP01	58	1.751	1592633	------
FD14SP05	9	1.293	1953036	------
FD15SP04	9	1.293	1953036	------
FD15FE01A	9	1.293	1953036	------
FD15SP07	9	1.293	1953036	------
FD19SP05	9	1.508	2822808	------
FD19SP08	9	1.508	2822808	------
FD18SP06	9	1.508	2822808	------
FD21SP03	9	1.508	2822808	------
FD20SP05	9	1.508	2822808	------
FD20SP02	9	1.508	2822808	------
FD14CP01	65	0.054	42529632	------
FD15CP01	65	0.054	42529632	------
FD15FE01	6	0.033	88712408	------
RX NOZZLE 4C	30	0.008	99000000	------
RX NOZZLE 4A	30	0.008	99000000	------
RX NOZZLE 4B	30	0.008	99000000	------
RX NOZZLE 4D	30	0.008	99000000	------

Company: Vermont Yankee Nuclear Power Corporation Report Date: 25-SEP-2006 Time: 16:00:20
Plant: Vermont Yankee Analysis Date: 19-SEP-2006 Time: 19:19:21
Unit: CHECWORKS FAC Version 1.0F (Build 52)
DB Name: VY

*** Wear Rate Analysis: Thickness/Service Time Report ***

Run Name: FDW 2006 Els to Rx
Ending Period: CYCLE 25
Total Plant Operating Hours: 241618 Duty Factor (Global): 1.000
NRA Data Option: Ignore NRA Exclude Measure Wear: No
Line Correction Factor: 0.257

Component Name	Thickness (in) Init.	Prd.[1]	Thoop	Tcrit	Component Predicted[1] Time to Tcrit (hrs) Non-Inspected	Inspected	Component Actual Service Time (hrs)
====Grouped by Line: 008-18"-FDW-14, No Sorting.							
OUTLET E-1-1A	1.375	1.265	1.085	1.085	922532	------	241618
FD14EL01	1.375	1.294	1.085	1.085	817946	------	241618
FD14SP01	1.375	1.327	1.085	1.085	1592633	------	241618
FD14EL02	1.375	1.294	1.085	1.085	817946	------	241618
FD14TE01(U/S)	1.375	1.369	1.085	1.085	1370181	------	241618
FD14TE01(D/S)	1.375	1.345	1.085	1.085	1254199	------	241618
FD14RD01(L/E)	1.375	1.200	1.085	1.085	------	478243	241618
FD14RD01(S/E)	1.219	1.175	0.964	0.964	------	824378	241618
====Grouped by Line: 008-16"-FDW-14, No Sorting.							
FD14SP02	1.219	1.195	0.964	0.964	------	1151436	241618
FD14EL03	1.219	1.173	0.964	0.964	------	703631	241618
FD14SP03 US	1.219	1.203	0.964	0.964	------	1191994	241618
FD14SP03 DS	1.219	1.155	0.964	0.964	955281	------	241618
FD14EL04	1.219	1.125	0.964	0.964	542240	------	241618
FD14SP04	1.219	1.155	0.964	0.964	955281	------	241618
FD14SP05	1.219	1.183	0.964	0.964	1953036	------	241618
FD14FE01A	1.219	1.155	0.964	0.964	955281	------	241618
FD14FE01	1.219	1.218	0.964	0.964	8871240B	------	241618
FD14FE01B	1.219	1.172	0.964	0.964	1417698	------	241618
FD14SP06 US	1.219	1.176	0.964	0.964	1441875	------	241618
FD14SP06 DS	1.219	1.158	0.964	0.964	1319530	------	241618
FD14EL05	1.219	1.124	0.964	0.964	------	538641	241618
FD14TE02(U/S)	1.219	1.143	0.964	0.964	743024	------	241618
FD14TE02(D/S)	1.219	1.142	0.964	0.964	743024	------	241618
FD14CP01	0.719	0.718	0.520	0.520	42529632	------	241618
FD14SP07 US	1.219	1.149	0.964	0.964	1157152	------	241618
====Grouped by Line: 009-16"-FDW-14, No Sorting.							
FD14SP07 DS	1.219	1.168	0.964	0.964	1273666	------	241618
FD14EL06	1.219	1.125	0.964	0.964	542240	------	241618
FD14SP08 US	1.219	1.155	0.964	0.964	955281	------	241618
FD14SP08 DS	1.219	1.148	0.964	0.964	------	920314	241618
FD14EL07	1.219	1.254	0.964	0.964	------	979491	241618
====Grouped by Line: 009-16"-FDW-16, No Sorting.							
FD16SP01 US	1.219	1.163	0.964	0.964	1128945	------	241618
FD16SP01 DS	1.219	1.163	0.964	0.964	1128945	------	241618
FD16TE01(U/S)	1.219	1.143	0.964	0.964	743024	------	241618
FD16TE01(D/S)	1.219	1.143	0.964	0.964	743024	------	241618
FD16SP02	1.219	1.168	0.964	0.964	1273666	------	241618
FD16SP03	1.219	1.163	0.964	0.964	1128945	------	241618
FD16SP04	1.219	1.163	0.964	0.964	1128945	------	241618
FD16SP05	1.219	1.068	0.964	0.964	588604	------	127004
FD16EL01	1.219	1.125	0.964	0.964	542240	------	241618
====Grouped by Line: 010-16"-FDW-19, No Sorting.							
FD19SP01 US	0.844	0.792	0.645	0.645	891487	------	241618
FD19SP01 DS	0.844	0.792	0.645	0.645	891487	------	241618
FD19EL01	1.219	1.125	0.645	0.645	1631719	------	241618
FD19SP02	0.844	0.785	0.645	0.645	746318	------	241618
FD19EL02	1.219	1.135	0.645	0.645	1856868	------	241618
FD19SP03 US	0.844	0.792	0.645	0.645	891487	------	241618
FD19SP03 DS	0.844	0.785	0.645	0.645	------	852124	241618
FD19TE01(U/S)	1.219	1.898	0.645	0.645	2849744	------	241618
FD19TE01(D/S)	1.219	1.916	0.645	0.645	------	4259696	241618
FD19TE01(BR.)	0.844	0.762	0.433	0.433	------	1040838	241618
FD19RD01(L/E)	1.219	1.147	0.645	0.645	------	2640355	241618
FD19RD01(S/E)	0.844	0.774	0.433	0.433	------	1142188	241618
====Grouped by Line: 010-10"-FDW-19, No Sorting.							
FD19SP04	0.844	0.773	0.433	0.433	------	1506324	241618
FD19SP05	0.844	0.862	0.433	0.433	2822308	------	241618
FD19EL03	0.844	0.728	0.433	0.433	913014	------	241618
FD19SP06 US	0.844	0.772	0.433	0.433	1504026	------	241618
FD19SP06 DS	0.844	0.772	0.433	0.433	1504026	------	241618
FD19EL04	0.844	0.769	0.433	0.433	1062139	------	241618
FD19SP07	0.844	0.761	0.433	0.433	1559620	------	241618
FD19SP08	0.844	0.862	0.433	0.433	2822308	------	241618
FD19EL05	0.844	0.728	0.433	0.433	913014	------	241618
FD19SP09 US	0.844	0.772	0.433	0.433	1504026	------	241618
FD19SP09 DS	0.844	0.772	0.433	0.433	1504026	------	241618
RX NOZZLE 1A	0.594	0.534	0.472	0.472	3301560	------	241618
==== Grouped by Line: 010-10"-RCW-21, No Sorting.							
FD21SP01 BU	0.844	0.793	0.433	0.433	------	1055629	241618

98

FD21SP01 DS	0.844	0.787	0.433	0.433	1959598	------	241618
FD21EL01	0.844	0.749	0.433	0.433	1062259	------	241618
FD21SP02	0.844	0.781	0.433	0.433	1752520	------	241618
FD21SP03	0.844	0.802	0.433	0.433	2822808	------	241618
FD21EL02	0.844	0.738	0.433	0.433	913014	------	241618
FD21SP04 US	0.844	0.772	0.433	0.433	1504026	------	241618
FD21SP04 DS	0.844	0.772	0.433	0.433	1504026	------	241618
RX NOZZLE 4B	0.594	0.594	0.472	0.472	99000000	------	241618

====>Grouped by Line: 014-18"-FDW-15, No Sorting.

OUTLET E-1-1B	1.375	1.265	1.085	1.085	522532	------	241618
FD15EL01	1.375	1.294	1.085	1.085	817946	------	241618
FD15SP01	1.375	1.327	1.085	1.085	1592633	------	241618
FD15EL02	1.375	1.294	1.085	1.085	817946	------	241618
FD15TE01(U/S)	1.375	1.257	1.085	1.085	830885	------	241618
FD15TE01(D/S)	1.375	1.230	1.085	1.085	990359	------	241618
FD15RD01(L/E)	1.375	1.199	1.085	1.085	473292	------	241618
FD15RD01(S/E)	1.219	1.150	0.964	0.964	724912	------	241618

====>Grouped by Line: 014-16"-FDW-15, No Sorting.

FD15SP02	1.219	1.100	0.964	0.964	678744	------	241618
FD15EL03	1.219	1.154	0.964	0.964	716912	------	241618
FD15SP09	1.219	1.088	0.964	0.964	702760	------	241618
FD15EL04	1.219	1.153	0.964	0.964	------	637778	241618
FD15SP10	1.219	1.191	0.964	0.964	------	885803	241618
FD15EL05	1.219	1.067	0.964	0.964	------	347038	241618
FD15SP03	1.219	1.171	0.964	0.964	------	807624	241618
FD15SP04	1.219	1.183	0.964	0.964	1953036	------	241618
FD15FE01A	1.219	1.183	0.964	0.964	1953036	------	241618
FD15FE01	1.219	1.218	0.964	0.964	88712408	------	241618
FD15FE01B	1.219	1.172	0.964	0.964	1417698	------	241618
FD15SP05 US	1.219	1.172	0.964	0.964	1417698	------	241618
FD15SP05 DS	1.219	1.172	0.964	0.964	1417698	------	241618
FD15EL06	1.219	1.125	0.964	0.964	542240	------	241618
FD15TE02(U/S)	1.219	1.143	0.964	0.964	743024	------	241618
FD15TE02(D/S)	1.219	1.143	0.964	0.964	743024	------	241618
FD15CP01	0.719	0.718	0.520	0.520	42529632	------	241618
FD15SP06	1.219	1.168	0.964	0.964	1273666	------	241618

====>Grouped by Line: 015-16"-FDW-15, No Sorting.

FD15SP07	1.219	1.183	0.964	0.964	1953036	------	241618
FD15EL07	1.219	1.204	0.964	0.964	810194	------	241618
FD15SP08 US	1.219	1.157	0.964	0.964	------	964409	241618
FD15SP08 DS	1.219	1.155	0.964	0.964	955281	------	241618
FD15EL08	1.219	1.125	0.964	0.964	542240	------	241618

====>Grouped by Line: 016-10"-FDW-18, No Sorting.

FD18SP04 US	0.844	0.749	0.433	0.433	------	1750591	241618
FD18SP04 DS	0.844	0.787	0.433	0.433	1959598	------	241618
FD18EL03	0.844	0.749	0.433	0.433	1062259	------	241618
FD18SP05	0.844	0.781	0.433	0.433	1752520	------	241618
FD18SP06	0.844	0.802	0.433	0.433	2822808	------	241618
FD18EL04	0.844	0.738	0.433	0.433	913014	------	241618
FD18SP07 US	0.844	0.772	0.433	0.433	1504026	------	241618
FD18SP07 DS	0.844	0.772	0.433	0.433	1504026	------	241618
RX NOZZLE 4C	0.594	0.594	0.472	0.472	99000000	------	241618

====>Grouped by Line: 015-16"-FDW-17, No Sorting.

FD17SP01 US	1.219	1.163	0.964	0.964	1128945	------	241618
FD17SP01 DS	1.219	1.163	0.964	0.964	1128945	------	241618
FD17TE01(U/S)	1.219	1.143	0.964	0.964	743024	------	241618
FD17TE01(D/S)	1.219	1.143	0.964	0.964	743024	------	241618
FD17SP02	1.219	1.168	0.964	0.964	1273666	------	241618
FD17SP03	1.219	1.163	0.964	0.964	1128945	------	241618
FD17SP04	1.219	1.163	0.964	0.964	1128945	------	241618
FD17SP05	1.219	1.193	0.964	0.964	1300083	------	127004
FD17EL01	1.219	1.125	0.964	0.964	542240	------	241618

====>Grouped by Line: 016-16"-FDW-18, No Sorting.

FD18SP01 US	0.844	0.792	0.645	0.645	891487	------	241618
FD18SP01 DS	0.844	0.797	0.645	0.645	------	915801	241618
FD18EL01	1.219	1.213	0.645	0.645	------	1919003	241618
FD18SP02 US	0.844	0.793	0.645	0.645	------	789150	241618
FD18SP02 DS	0.844	0.785	0.645	0.645	746318	------	241618
FD18EL02	1.219	1.135	0.645	0.645	1856868	------	241618
FD18SP03 US	0.844	0.792	0.645	0.645	891487	------	241618
FD18SP03 DS	0.844	0.792	0.645	0.645	891487	------	241618
FD18TE01(U/S)	1.219	1.528	0.645	0.645	------	2030518	241618
FD18TE01(D/S)	1.219	1.629	0.645	0.645	------	3206611	241618
FD18TE01(BR.)	0.844	0.744	0.433	0.433	983372	------	241618

====>Grouped by Line: 016-10"-FDW-20, No Sorting.

FD20RD01(L/E)	1.219	1.123	0.645	0.645	2518487	------	241618
FD20RD01(S/E)	0.844	0.755	0.433	0.433	1116948	------	241618
FD20SP01	0.844	0.716	0.433	0.433	------	1252949	241618
FD20SP02	0.844	0.802	0.433	0.433	2822808	------	241618
FD20EL01	0.844	0.738	0.433	0.433	913014	------	241618
FD20SP03 US	0.844	0.772	0.433	0.433	1504026	------	241618
FD20SP03 DS	0.844	0.772	0.433	0.433	1504026	------	241618
FD20EL02	0.844	0.749	0.433	0.433	1062259	------	241618
FD20SP04	0.844	0.781	0.433	0.433	1752520	------	241618
FD20SP05	0.844	0.802	0.433	0.433	2822808	------	241618
FD20EL03	0.844	0.738	0.433	0.433	913014	------	241618
FD20SP06 US	0.844	0.772	0.433	0.433	1504026	------	241618
FD20SP06 DS	0.844	0.772	0.433	0.433	1504026	------	241618
RX NOZZLE 4D	0.594	0.594	0.472	0.472	99000000	------	241618

Note:
[1] Predictions are based on last Tmeas to analysis ending period.

Company: Vermont Yankee Nuclear Power Corporation Report Date: 25-SEP-2006 Time: 16:00:16
Plant: Vermont Yankee Analysis Date: 19-SEP-2006 Time: 19:19:21
Unit: CHECKWORKS FAC Version 1.0F (Build 52)
DB Name: VY

*** Wear Rate Analysis: Inspection History Report ***

Run Name: FDW 2006 Els to Rx
Ending Period: CYCLE 25
Total Plant Operating Hours: 241618 Duty Factor (Global): 1.000
NFA Data Option: Ignore NFA Exclude Measure Wear: No
Line Correction Factor: 0.257

Component Name	Geom. Code	No.	Material Cr. (%)	Cu. (%)	Mo. (%)	Sigma (psi)	Time (hrs) Last Inspected	Replaced	Analysis Option	Measured Wear (mils)
===>Grouped by Line: 008-18"-FDW-14, No Sorting.										
OUTLET E-1-1A	31	5	0.00	0.00	0.00	15000	-----	-----		---
FD14EL01	4	21	0.00	0.00	0.00	15000	-----	-----		---
FD14SP01	58	5	0.00	0.00	0.00	15000	-----	-----		---
FD14EL02	2	21	0.00	0.00	0.00	15000	-----	-----		---
FD14TE01(U/S)	15	21	0.00	0.00	0.00	15000	-----	-----		---
FD14TE01(D/S)	15	21	0.00	0.00	0.00	15000	-----	-----		---
FD14RD01(L/E)	7	21	0.00	0.00	0.00	15000	114614	-----		139
FD14RD01(S/E)	7	21	0.00	0.00	0.00	15000	114614	-----		66
===>Grouped by Line: 008-16"-FDW-14, No Sorting.										
FD14SP02	57	5	0.00	0.00	0.00	15000	114614	-----		55
FD14EL03	2	21	0.00	0.00	0.00	15000	183618	-----		9
FD14SP03 US	52	5	0.00	0.00	0.00	15000	230118	-----		19
FD14SP03 DS	52	5	0.00	0.00	0.00	15000	-----	-----		---
FD14EL04	2	21	0.00	0.00	0.00	15000	-----	-----		---
FD14SP04	52	5	0.00	0.00	0.00	15000	-----	-----		---
FD14SP05	9	5	0.00	0.00	0.00	15000	-----	-----		---
FD14FE01A	52	5	0.00	0.00	0.00	15000	-----	-----		---
FD14FE01	5	5	18.00	0.00	0.00	15000	-----	-----		---
FD14FE01B	56	5	0.00	0.00	0.00	15000	-----	-----		---
FD14SP06 US	56	5	0.00	0.00	0.00	15000	-----	-----		---
FD14SP06 DS	56	5	0.00	0.00	0.00	15000	-----	-----		---
FD14EL05	2	21	0.00	0.00	0.00	15000	207118	-----		85
FD14TE02(U/S)	15	21	0.00	0.00	0.00	15000	-----	-----		---
FD14TE02(D/S)	15	21	0.00	0.00	0.00	15000	-----	-----		---
FD14CP01	65	21	0.00	0.00	0.00	15000	-----	-----		---
FD14SP07 US	65	5	0.00	0.00	0.00	15000	-----	-----		---
===>Grouped by Line: 009-16"-FDW-14, No Sorting.										
FD14SP07 DS	65	5	0.00	0.00	0.00	15000	-----	-----		---
FD14EL06	2	21	0.00	0.00	0.00	15000	-----	-----		---
FD14SP08 US	52	5	0.00	0.00	0.00	15000	-----	-----		---
FD14SP08 DS	52	5	0.00	0.00	0.00	15000	218618	-----		64
FD14EL07	2	21	0.00	0.00	0.00	15000	218618	-----		79
===>Grouped by Line: 009-16"-FDW-16, No Sorting.										
FD16SP01 US	58	5	0.00	0.00	0.00	15000	-----	-----		---
FD16SP01 DS	58	5	0.00	0.00	0.00	15000	-----	-----		---
FD16TE01(U/S)	15	21	0.00	0.00	0.00	15000	-----	-----		---
FD16TE01(D/S)	15	21	0.00	0.00	0.00	15000	-----	-----		---
FD16SP02	65	5	0.00	0.00	0.00	15000	-----	-----		---
FD16SP03	58	5	0.00	0.00	0.00	15000	-----	-----		---
FD16SP04	58	5	0.00	0.00	0.00	15000	-----	-----		---
FD16SP05	58	5	0.00	0.00	0.00	15000	-----	-----		---
*Replacement #1	58	5	0.00	0.00	0.00	15000	-----	114614		---
FD16EL01	4	21	0.00	0.00	0.00	15000	-----	-----		---
===>Grouped by Line: 010-16"-FDW-19, No Sorting.										
FD19SP01 US	58	5	0.00	0.00	0.00	15000	-----	-----		---
FD19SP01 DS	58	5	0.00	0.00	0.00	15000	-----	-----		---
FD19EL01	2	21	0.00	0.00	0.00	15000	-----	-----		---
FD19SP02	52	5	0.00	0.00	0.00	15000	-----	-----		---
FD19EL02	1	21	0.00	0.00	0.00	15000	-----	-----		---
FD19SP03 US	51	5	0.00	0.00	0.00	15000	-----	-----		---
FD19SP03 DS	51	5	0.00	0.00	0.00	15000	218618	-----		21
FD19TE01(U/S)	14	21	0.00	0.00	0.00	15000	-----	-----		---
FD19TE01(D/S)	14	21	0.00	0.00	0.00	15000	137270	-----		19
FD19TE01(BR.)	14	21	0.00	0.00	0.00	15000	137270	-----		27
FD19RD01(L/E)	7	21	0.00	0.00	0.00	15000	218618	-----		47
FD19RD01(S/E)	7	21	0.00	0.00	0.00	15000	218618	-----		18
===>Grouped by Line: 010-16"-FDW-19, No Sorting.										
FD19SP04	57	5	0.00	0.00	0.00	15000	218618	-----		19
FD19SP05	9	5	0.00	0.00	0.00	15000	-----	-----		---
FD19EL03	2	21	0.00	0.00	0.00	15000	-----	-----		---
FD19SP06 US	51	5	0.00	0.00	0.00	15000	-----	-----		---
FD19SP06 DS	52	5	0.00	0.00	0.00	15000	-----	-----		---
FD19EL04	1	21	0.00	0.00	0.00	15000	-----	-----		---
FD19SP07	51	5	0.00	0.00	0.00	15000	-----	-----		---
FD19SP08	9	5	0.00	0.00	0.00	15000	-----	-----		---
FD19EL05	2	21	0.00	0.00	0.00	15000	-----	-----		---
FD19SP09 US	51	5	0.00	0.00	0.00	15000	-----	-----		---
FD19SP09 DS	52	5	0.00	0.00	0.00	15000	-----	-----		---
FX NOZZLE 4A	50	21	16.00	0.00	0.00	13725	-----	-----		---
===>Grouped by Line: 010-16"-FDW-21, No Sorting.										

FD21SP01 US	64	5	0.00	0.00	0.00	15000	[illegible]	-----	[illegible]
FD21SP01 DS	64	5	0.00	0.00	0.00	15000	-----	-----	---
FD21EL01	1	21	0.00	0.00	0.00	15000	-----	-----	---
FD21SP02	51	5	0.00	0.00	0.00	15000	-----	-----	---
FD21SP03	9	5	0.00	0.00	0.00	15000	-----	-----	---
FD21EL02	2	21	0.00	0.00	0.00	15000	-----	-----	---
FD21SP04 US	52	5	0.00	0.00	0.00	15000	-----	-----	---
FD21SP04 DS	52	5	0.00	0.00	0.00	15000	-----	-----	---
RX NOZZLE 1B	30	83	16.00	0.00	2.00	13725	-----	-----	---

===>Grouped by Line: 014-18"-FDW-15, No Sorting.

OUTLET E-1-1B	31	5	0.00	0.00	0.00	15000	-----	-----	---
FD15EL01	4	21	0.00	0.00	0.00	15000	-----	-----	---
FD15SP01	58	5	0.00	0.00	0.00	15000	-----	-----	---
FD15EL02	2	21	0.00	0.00	0.00	15000	-----	-----	---
FD15TE01(U/S)	15	21	0.00	0.00	0.00	15000	-----	-----	---
FD15TE01(D/S)	15	21	0.00	0.00	0.00	15000	-----	-----	---
FD15RD01(L/E)	7	21	0.00	0.00	0.00	15000	-----	-----	---
FD15RD01(S/E)	7	21	0.00	0.00	0.00	15000	-----	-----	---

===>Grouped by Line: 014-16"-FDW-15, No Sorting.

FD15SP02	57	5	0.00	0.00	0.00	15000	-----	-----	---
FD15EL03	1	21	0.00	0.00	0.00	15000	-----	-----	---
FD15SP09	51	5	0.00	0.00	0.00	15000	-----	-----	---
FD15EL04	4	21	0.00	0.00	0.00	15000	171740	-----	91
FD15SP10	54	5	0.00	0.00	0.00	15000	171740	-----	44
FD15EL05	4	21	0.00	0.00	0.00	15000	171740	-----	179
FD15SP03	54	5	0.00	0.00	0.00	15000	171740	-----	108
FD15SP04	9	5	0.00	0.00	0.00	15000	-----	-----	---
FD15FE01A	9	5	0.00	0.00	0.00	15000	-----	-----	---
FD15FE01	6	5	18.00	0.00	0.00	15000	-----	-----	---
FD15FE01B	56	5	0.00	0.00	0.00	15000	-----	-----	---
FD15SP05 US	56	5	0.00	0.00	0.00	15000	-----	-----	---
FD15SP05 DS	56	5	0.00	0.00	0.00	15000	-----	-----	---
FD15EL06	2	21	0.00	0.00	0.00	15000	-----	-----	---
FD15TE02(U/S)	15	21	0.00	0.00	0.00	15000	-----	-----	---
FD15TE02(D/S)	15	21	0.00	0.00	0.00	15000	-----	-----	---
FD15CP01	65	21	0.00	0.00	0.00	15000	-----	-----	---
FD15SP06	65	5	0.00	0.00	0.00	15000	-----	-----	---

===>Grouped by Line: 015-16"-FDW-15, No Sorting.

FD15SP07	9	5	0.00	0.00	0.00	15000	-----	-----	---
FD15EL07	2	21	0.00	0.00	0.00	15000	-----	-----	---
FD15SP08 US	52	5	0.00	0.00	0.00	15000	171740	-----	45
FD15SP08 DS	52	5	0.00	0.00	0.00	15000	-----	-----	---
FD15EL08	2	21	0.00	0.00	0.00	15000	-----	-----	---

===>Grouped by Line: 016-10"-FDW-18, No Sorting.

FD18SP04 US	64	5	0.00	0.00	0.00	15000	195618	-----	155
FD18SP04 DS	64	5	0.00	0.00	0.00	15000	-----	-----	---
FD18EL03	1	21	0.00	0.00	0.00	15000	-----	-----	---
FD18SP05	51	5	0.00	0.00	0.00	15000	-----	-----	---
FD18SP06	9	5	0.00	0.00	0.00	15000	-----	-----	---
FD18EL04	2	21	0.00	0.00	0.00	15000	-----	-----	---
FD18SP07 US	52	5	0.00	0.00	0.00	15000	-----	-----	---
FD18SP07 DS	52	5	0.00	0.00	0.00	15000	-----	-----	---
RX NOZZLE 4C	30	83	16.00	0.00	2.00	13725	-----	-----	---

===>Grouped by Line: 015-16"-FDW-17, No Sorting.

FD17SP01 US	58	5	0.00	0.00	0.00	15000	-----	-----	---
FD17SP01 DS	58	5	0.00	0.00	0.00	15000	-----	-----	---
FD17TE01(U/S)	15	5	0.00	0.00	0.00	15000	-----	-----	---
FD17TE01(D/S)	15	5	0.00	0.00	0.00	15000	-----	-----	---
FD17SP02	65	5	0.00	0.00	0.00	15000	-----	-----	---
FD17SP03	58	5	0.00	0.00	0.00	15000	-----	-----	---
FD17SP04	58	5	0.00	0.00	0.00	15000	-----	-----	---
FD17SP05	58	5	0.00	0.00	0.00	15000	-----	-----	---
*Replacement #1	58	5	0.00	0.00	0.00	15000	-----	114614	---
FD17EL01	4	21	0.00	0.00	0.00	15000	-----	-----	---

===>Grouped by Line: 016-16"-FDW-18, No Sorting.

FD18SP01 US	58	5	0.00	0.00	0.00	15000	-----	-----	---
FD18SP01 DS	58	5	0.00	0.00	0.00	15000	207118	-----	73
FD18EL01	2	21	0.00	0.00	0.00	15000	207118	-----	140
FD18SP02 US	52	5	0.00	0.00	0.00	15000	207118	-----	53
FD18SP02 DS	52	5	0.00	0.00	0.00	15000	-----	-----	---
FD18EL02	1	21	0.00	0.00	0.00	15000	-----	-----	---
FD18SP03 US	51	5	0.00	0.00	0.00	15000	-----	-----	---
FD18SP03 DS	51	5	0.00	0.00	0.00	15000	-----	-----	---
FD18TE01(U/S)	14	21	0.00	0.00	0.00	15000	195618	-----	82
FD18TE01(D/S)	14	21	0.00	0.00	0.00	15000	195618	-----	181
FD18TE01(BR.)	14	21	0.00	0.00	0.00	15000	-----	-----	---

===>Grouped by Line: 016-10"-FDW-20, No Sorting.

FD20RD01(L/E)	7	21	0.00	0.00	0.00	15000	-----	-----	---
FD20RD01(S/E)	7	21	0.00	0.00	0.00	15000	-----	-----	---
FD20SP01	57	5	0.00	0.00	0.00	15000	195618	-----	121
FD20SP02	9	5	0.00	0.00	0.00	15000	-----	-----	---
FD20EL01	2	21	0.00	0.00	0.00	15000	-----	-----	---
FD20SP03 US	52	5	0.00	0.00	0.00	15000	-----	-----	---
FD20SP03 DS	52	5	0.00	0.00	0.00	15000	-----	-----	---
FD20EL02	1	21	0.00	0.00	0.00	15000	-----	-----	---
FD20SP04	51	5	0.00	0.00	0.00	15000	-----	-----	---
FD20SP05	9	5	0.00	0.00	0.00	15000	-----	-----	---
FD20EL03	2	21	0.00	0.00	0.00	15000	-----	-----	---
FD20SP06 US	52	5	0.00	0.00	0.00	15000	-----	-----	---

FR2083P06 3S	92	5	9.33	0.00	0.00	11000	-----	-----	---
RX NOZZLE 4D	30	83	16.00	0.00	2.00	19125	-----	-----	---

Company: Vermont Yankee Nuclear Power Corporation Report Date: 25-SEP-2006 Time: 16:00:66
Plant: Vermont Yankee Analysis Date: 19-SEP-2006 Time: 13:19:21
Unit: CHECKWORKS FAC Version 1.0F (Build 52)
DB Name: 'C/

*** Wear Rate Analysis: Wear Rates/Input Data Report ***

Run Name: FDW 2006 Elb to Rx
Ending Period: CYCLE 25
Total Plant Operating Hours: 241618 Duty Factor (Global): 1.000
NFA Data Option: Ignore NFA Exclude Measure Wear: No
Line Correction Factor: 0.257

Component Name	Geom. Code	Average Wear Rate (mils/year)	Current Wear Rate (mils/year)	Temp. (F)	Velocity (ft/s)	Steam Quality	Diameter (in)
====>Grouped by Line: 008-18"-FDW-14, No Sorting.							
OUTLET E-1-1A	31	3.379	3.021	373.1	12.823	0.000	18.000
FD14EL01	4	2.945	2.236	373.1	12.823	0.000	18.000
FD14SP01	58	1.751	1.329	373.1	12.823	0.000	18.000
FD14EL02	2	2.945	2.236	373.1	12.823	0.000	18.000
FD14TE01(U/S)	15	2.388	1.813	373.1	12.823	0.000	18.000
FD14TE01(D/S)	15	2.388	1.813	373.1	12.823	0.000	18.000
FD14RD01(L/E)	7	2.786	2.115	373.1	12.823	0.000	18.000
FD14RD01(S/E)	7	2.952	2.241	373.1	16.213	0.000	16.000
====>Grouped by Line: 008-16"-FDW-14, No Sorting.							
FD14SP02	57	2.306	1.751	373.1	16.213	0.000	16.000
FD14EL03	2	3.413	2.591	373.1	16.213	0.000	16.000
FD14SP03 US	52	2.306	1.751	373.1	16.213	0.000	16.000
FD14SP03 DS	52	2.306	1.751	373.1	16.213	0.000	16.000
FD14EL04	2	3.413	2.591	373.1	16.213	0.000	16.000
FD14SP04	52	2.306	1.751	373.1	16.213	0.000	16.000
FD14SP05	9	1.293	0.982	373.1	16.213	0.000	16.000
FD14FE01A	52	2.306	1.751	373.1	16.213	0.000	16.000
FD14FE01	6	0.033	0.025	373.1	42.526	0.000	16.000
FD14FE01B	56	1.692	1.284	373.1	42.526	0.000	16.000
FD14SP06 US	56	1.692	1.284	373.1	42.526	0.000	16.000
FD14SP06 DS	56	1.692	1.284	373.1	42.526	0.000	16.000
FD14EL05	2	3.413	2.591	373.1	16.213	0.000	16.000
FD14TE02(U/S)	15	2.767	2.101	373.1	16.213	0.000	16.000
FD14TE02(D/S)	15	2.767	2.101	373.1	16.213	0.000	16.000
FD14CP01	65	0.054	0.041	373.1	0.180	0.000	8.625
FD14SP07 US	65	1.845	1.401	373.1	16.213	0.000	16.000
====>Grouped by Line: 009-16"-FDW-14, No Sorting.							
FD14SP07 DS	65	1.845	1.401	373.1	16.213	0.000	16.000
FD14EL06	2	3.413	2.591	373.1	16.213	0.000	16.000
FD14SP08 US	52	2.306	1.751	373.1	16.213	0.000	16.000
FD14SP08 DS	52	2.306	1.751	373.1	16.213	0.000	16.000
FD14EL07	2	3.413	2.591	373.1	16.213	0.000	16.000
====>Grouped by Line: 009-16"-FDW-16, No Sorting.							
FD16SP01 US	58	2.029	1.541	373.1	16.213	0.000	16.000
FD16SP01 DS	58	2.029	1.541	373.1	16.213	0.000	16.000
FD16TE01(U/S)	15	2.767	2.101	373.1	16.213	0.000	16.000
FD16TE01(D/S)	15	2.767	2.101	373.1	16.213	0.000	16.000
FD16SP02	65	1.845	1.401	373.1	16.213	0.000	16.000
FD16SP03	58	2.029	1.541	373.1	16.213	0.000	16.000
FD16SP04	58	2.029	1.541	373.1	16.213	0.000	16.000
FD16SP05	58	1.785	1.541	373.1	16.213	0.000	16.000
FD16EL01	4	3.413	2.591	373.1	16.213	0.000	16.000
====>Grouped by Line: 010-16"-FDW-19, No Sorting.							
FD19SP01 US	58	1.897	1.440	373.1	14.559	0.000	16.000
FD19SP01 DS	58	1.897	1.440	373.1	14.559	0.000	16.000
FD19EL01	2	3.413	2.591	373.1	16.213	0.000	16.000
FD19SP02	52	2.155	1.636	373.1	14.559	0.000	16.000
FD19EL02	1	3.044	2.311	373.1	16.213	0.000	16.000
FD19SP03 US	51	1.897	1.440	373.1	14.559	0.000	16.000
FD19SP03 DS	51	1.897	1.440	373.1	14.559	0.000	16.000
FD19TE01(U/S)	14	5.074	3.852	373.1	16.213	0.000	16.000
FD19TE01(D/S)	14	3.444	2.614	373.1	8.107	0.000	16.000
FD19TE01(BP.)	14	3.639	2.763	373.1	18.157	0.000	10.750
FD19RD01(L/E)	7	2.191	1.664	373.1	8.107	0.000	16.000
FD19RD01(S/E)	7	3.327	2.526	373.1	18.157	0.000	10.750
====>Grouped by Line: 010-10"-FDW-19, No Sorting.							
FD19SP04	57	2.599	1.973	373.1	18.157	0.000	10.750
FD19SP05	9	1.608	1.145	373.1	18.157	0.000	10.750
FD19EL03	2	3.847	2.921	373.1	18.157	0.000	10.750
FD19SP06 US	52	2.599	1.973	373.1	18.157	0.000	10.750
FD19SP06 DS	52	2.599	1.973	373.1	18.157	0.000	10.750
FD19EL04	1	3.431	2.606	373.1	18.157	0.000	10.750
FD19SP07	51	2.298	1.737	373.1	18.157	0.000	10.750
FD19SP08	9	1.508	1.145	373.1	18.157	0.000	10.750
FD19EL05	2	3.847	2.921	373.1	18.157	0.000	10.750
FD19SP09 US	52	2.599	1.973	373.1	18.157	0.000	10.750
FD19SP09 DS	52	2.599	1.973	373.1	18.157	0.000	10.750
RX NOZZLE 4A	35	0.066	0.006	373.1	16.308	0.000	10.750
====>Grouped by Line: 010-16"-FDW-21, No Sorting.							
FD21SP01 US	61	2.048	1.539	373.1	18.157	0.000	10.750

FD21SP01 DS	61	2.080	1.579	373.1	18.157	0.000	10.750
FD21EL01	1	3.431	2.605	373.1	18.157	0.000	10.750
FD21SP02	51	2.288	1.737	373.1	18.157	0.000	10.750
FD21SP03	9	1.508	1.145	373.1	18.157	0.000	10.750
FD21EL02	2	3.847	2.921	373.1	18.157	0.000	10.750
FD21SP04 US	52	2.599	1.973	373.1	18.157	0.000	10.750
FD21SP04 DS	52	2.599	1.973	373.1	18.157	0.000	10.750
RX NOZZLE 4B	30	0.008	0.006	373.1	16.308	0.000	10.750

===>Grouped by Line: 014-18"-FDW-15, No Sorting.

OUTLET E-1-1B	31	3.979	3.021	373.1	12.823	0.000	18.000
FD15EL01	4	2.945	2.236	373.1	12.823	0.000	18.000
FD15SP01	58	1.751	1.329	373.1	12.823	0.000	18.000
FD15EL02	2	2.945	2.236	373.1	12.823	0.000	18.000
FD15TE01(U/S)	15	2.388	1.813	373.1	12.823	0.000	18.000
FD15TE01(D/S)	15	2.388	1.813	373.1	12.823	0.000	18.000
FD15RD01(L/E)	7	2.796	2.115	373.1	12.823	0.000	18.000
FD15RD01(S/E)	7	2.952	2.241	373.1	16.213	0.000	16.000

===>Grouped by Line: 014-16"-FDW-15, No Sorting.

FD15SP02	57	2.206	1.751	373.1	16.213	0.000	16.000
FD15EL03	1	3.044	2.311	373.1	16.213	0.000	16.000
FD15SP09	51	2.029	1.541	373.1	16.213	0.000	16.000
FD15EL04	4	3.413	2.591	373.1	16.213	0.000	16.000
FD15SP10	54	2.952	2.241	373.1	16.213	0.000	16.000
FD15EL05	4	3.413	2.591	373.1	16.213	0.000	16.000
FD15SP03	54	2.952	2.241	373.1	16.213	0.000	16.000
FD15SP04	9	1.293	0.982	373.1	16.213	0.000	16.000
FD15FE01A	9	1.293	0.982	373.1	16.213	0.000	16.000
FD15FE01	6	0.033	0.025	373.1	42.526	0.000	16.000
FD15FE01B	56	1.692	1.284	373.1	42.526	0.000	16.000
FD15SP05 US	56	1.692	1.284	373.1	42.526	0.000	16.000
FD15SP05 DS	56	1.692	1.284	373.1	42.526	0.000	16.000
FD15EL06	2	3.413	2.591	373.1	16.213	0.000	16.000
FD15TE02(U/S)	15	2.767	2.101	373.1	16.213	0.000	16.000
FD15TE02(D/S)	15	2.767	2.101	373.1	16.213	0.000	16.000
FD15CP01	65	0.054	0.041	373.1	0.180	0.000	8.625
FD15SP06	65	1.845	1.401	373.1	16.213	0.000	16.000

===>Grouped by Line: 015-16"-FDW-15, No Sorting.

FD15SP07	9	1.293	0.982	373.1	16.213	0.000	16.000
FD15EL07	2	3.413	2.591	373.1	16.213	0.000	16.000
FD15SP08 US	52	2.306	1.751	373.1	16.213	0.000	16.000
FD15SP08 DS	52	2.306	1.751	373.1	16.213	0.000	16.000
FD15EL08	2	3.413	2.591	373.1	16.213	0.000	16.000

===>Grouped by Line: 016-10"-FDW-18, No Sorting.

FD18SP04 US	64	2.080	1.579	373.1	18.157	0.000	10.750
FD18SP04 DS	64	2.080	1.579	373.1	18.157	0.000	10.750
FD18EL03	1	3.431	2.605	373.1	18.157	0.000	10.750
FD18SP05	51	2.288	1.737	373.1	18.157	0.000	10.750
FD18SP06	9	1.508	1.145	373.1	18.157	0.000	10.750
FD18EL04	2	3.847	2.921	373.1	18.157	0.000	10.750
FD18SP07 US	52	2.599	1.973	373.1	18.157	0.000	10.750
FD18SP07 DS	52	2.599	1.973	373.1	18.157	0.000	10.750
RX NOZZLE 4C	30	0.008	0.006	373.1	16.308	0.000	10.750

===>Grouped by Line: 015-16"-FDW-17, No Sorting.

FD17SP01 US	58	2.029	1.541	373.1	16.213	0.000	16.000
FD17SP01 DS	58	2.029	1.541	373.1	16.213	0.000	16.000
FD17TE01(U/S)	15	2.767	2.101	373.1	16.213	0.000	16.000
FD17TE01(D/S)	15	2.767	2.101	373.1	16.213	0.000	16.000
FD17SP02	65	1.845	1.401	373.1	16.213	0.000	16.000
FD17SP03	58	2.029	1.541	373.1	16.213	0.000	16.000
FD17SP04	58	2.029	1.541	373.1	16.213	0.000	16.000
FD17SP05	58	1.785	1.541	373.1	16.213	0.000	16.000
FD17EL01	4	3.413	2.591	373.1	16.213	0.000	16.000

===>Grouped by Line: 016-16"-FDW-18, No Sorting.

FD18SP01 US	58	1.897	1.440	373.1	14.559	0.000	16.000
FD18SP01 DS	58	1.897	1.440	373.1	14.559	0.000	16.000
FD18EL01	2	3.413	2.591	373.1	16.213	0.000	16.000
FD18SP02 US	52	2.156	1.636	373.1	14.559	0.000	16.000
FD18SP02 DS	52	2.156	1.636	373.1	14.559	0.000	16.000
FD18EL02	1	3.044	2.311	373.1	16.213	0.000	16.000
FD18SP03 US	51	1.897	1.440	373.1	14.559	0.000	16.000
FD18SP03 DS	51	1.897	1.440	373.1	14.559	0.000	16.000
FD18TE01(U/S)	14	5.074	3.852	373.1	16.213	0.000	16.000
FD18TE01(D/S)	14	3.444	2.614	373.1	8.107	0.000	16.000
FD18TE01(BR.)	14	3.639	2.763	373.1	18.157	0.000	10.750

===>Grouped by Line: 016-10"-FDW-20, No Sorting.

FD20RD01(L/E)	7	2.191	1.664	373.1	8.107	0.000	16.000
FD20RD01(S/E)	7	3.327	2.526	373.1	18.157	0.000	10.750
FD20SP01	57	2.599	1.973	373.1	18.157	0.000	10.750
FD20SP02	9	1.508	1.145	373.1	18.157	0.000	10.750
FD20EL01	2	3.847	2.921	373.1	18.157	0.000	10.750
FD20SP03 US	52	2.599	1.973	373.1	18.157	0.000	10.750
FD20SP03 DS	52	2.599	1.973	373.1	18.157	0.000	10.750
FD20EL02	1	3.431	2.605	373.1	18.157	0.000	10.750
FD20SP04	51	2.288	1.737	373.1	18.157	0.000	10.750
FD20SP05	9	1.508	1.145	373.1	18.157	0.000	10.750
FD20EL03	2	3.847	2.921	373.1	18.157	0.000	10.750
FD20SP06 US	52	2.599	1.973	373.1	18.157	0.000	10.750
FD20SP06 DS	52	2.599	1.973	373.1	18.157	0.000	10.750
RX NOZZLE 4D	30	0.008	0.006	373.1	16.308	0.000	10.750

Company: Vermont Yankee Nuclear Power Corporation
Plant: Vermont Yankee
Curr:
DB Name: VY

Report Date: 25-SEP-2006 Time: 16:06:34
Analysis Date: 19-SEP-2006 Time: 19:19:21
CHECWORKS FAC Version 1.0F (Build 52)

*** Wear Rate Analysis: Combined Summary Report ***

Run Name: FDW 2006 S12 to RX
Mining Period: CYCLE 25
Total Plant Operating Hours: 241618
NFA Data Option: Ignore NFA
Line Correction Factor: 0.257

Duty Factor (Global): 1.000
Exclude Measure Wear: No

Component Name	Geom. Code	Average Wear Rate (mils/year)	Current Wear Rate (mils/year)	Thickness (in) Init.	Prd.[1]	Thoop	Tcrit	Component Predict[1] Time to Tcrit (hrs) Non-Insp.	Insp.	Total Lifetime Wear (mils) Prd.[2]	Meas.	In-Service Cmp. Wear (mils) Prd.[2]	Meas.	In-Service Cmp. Tmeas (in)[4]	Method [3]	Time (hrs)[4]	Time(hrs) Last Inspected
---Grouped by Line: 008-18"-FDW-14, No Sorting.																	
OUTLET E-1-1A	31	3.979	3.021	1.375	1.265	1.085	1.085	523532	------	---	---	---	---	1.375	--	0	-----
FD14EL01	4	2.945	2.236	1.375	1.294	1.085	1.085	817946	------	---	---	---	---	1.375	--	0	-----
FD14SP01	58	1.751	1.329	1.375	1.327	1.085	1.085	1592633	------	---	---	---	---	1.375	--	0	-----
FD14EL02	2	2.945	2.236	1.375	1.294	1.085	1.085	817946	------	---	---	---	---	1.375	--	0	-----
FD14TE01(US)	15	2.388	1.813	1.375	1.369	1.085	1.085	1370181	------	---	---	---	---	1.399	US	114614	-----
FD14TE01(DS)	15	2.388	1.813	1.375	1.345	1.085	1.085	1254199	------	---	---	---	---	1.375	GW	114614	-----
FD14RD01(L.R)	7	2.786	2.115	1.375	1.200	1.085	1.085	------	478243	41.3	139.0	41.3	139.0	1.236	MT	114614	114614
FD14RD01(S.E)	7	2.952	2.241	1.219	1.175	0.964	0.964	------	824378	43.8	66.0	43.8	66.0	1.213	MT	114614	114614
---Grouped by Line: 008-16"-FDW-14, No Sorting.																	
FD14SP02	57	2.306	1.751	1.219	1.195	0.964	0.964	------	1151436	34.2	55.0	34.2	55.0	1.224	US	114614	114614
FD14EL03	2	3.413	2.591	1.219	1.173	0.964	0.964	------	703631	75.8	9.0	75.8	9.0	1.176	US	230118	183618
FD14SP03 US	52	2.306	1.751	1.219	1.203	0.964	0.964	------	1191994	61.3	19.0	61.3	19.0	1.205	US	230118	230118
FD14SP03 DS	52	2.306	1.751	1.219	1.155	0.964	0.964	955281	------	---	---	---	---	1.219	--	0	-----
FD14EL04	2	3.413	2.591	1.219	1.125	0.964	0.964	542240	------	---	---	---	---	1.219	--	0	-----
FD14SP04	52	2.306	1.751	1.219	1.155	0.964	0.964	955281	------	---	---	---	---	1.219	--	0	-----
FD14SP05	9	1.293	0.982	1.219	1.183	0.964	0.964	1953036	------	---	---	---	---	1.219	--	0	-----
FD14FE01A	52	2.306	1.751	1.219	1.155	0.964	0.964	955281	------	---	---	---	---	1.219	--	0	-----
FD14FE01	6	0.033	0.025	1.219	1.218	0.964	0.964	88712408	------	---	---	---	---	1.219	--	0	-----
FD14FE01B	56	1.692	1.284	1.219	1.172	0.964	0.964	1417698	------	---	---	---	---	1.219	--	0	-----
FD14SP06 US	56	1.692	1.284	1.219	1.176	0.964	0.964	1441875	------	---	---	---	---	1.200	US	102975	-----
FD14SP06 DS	56	1.692	1.284	1.219	1.158	0.964	0.964	1319530	------	---	---	---	---	1.163	GW	207118	-----
FD14EL05	2	3.413	2.591	1.219	1.124	0.964	0.964	------	538641	83.9	85.0	83.9	85.0	1.134	MT	207118	207118
FD14TE02(US)	15	2.767	2.101	1.219	1.143	0.964	0.964	743024	------	---	---	---	---	1.151	PW	207118	-----
FD14TE02(DS)	15	2.767	2.101	1.219	1.143	0.964	0.964	743024	------	---	---	---	---	1.219	--	0	-----
FD14CT01	65	0.054	0.041	0.719	0.718	0.520	0.520	42523632	------	---	---	---	---	0.719	--	0	-----
FD14SP07 US	65	1.845	1.401	1.219	1.149	0.964	0.964	1157152	------	---	---	---	---	1.155	MT	207118	-----
---Grouped by Line: 008-16"-FDW-14, No Sorting.																	
FD14SP07 DS	65	1.845	1.401	1.219	1.168	0.964	0.964	1273666	------	---	---	---	---	1.219	--	0	-----
FD14EL06	2	3.413	2.591	1.219	1.125	0.964	0.964	542240	------	---	---	---	---	1.219	--	0	-----
FD14SP08 US	52	2.306	1.751	1.219	1.155	0.964	0.964	955281	------	---	---	---	---	1.219	--	0	-----
FD14SP08 DS	52	2.306	1.751	1.219	1.148	0.964	0.964	------	920314	59.0	65.0	59.0	65.0	1.153	US	218618	218618
FD14EL07	2	3.413	2.591	1.219	1.254	0.964	0.964	------	979491	87.3	79.0	87.3	79.0	1.261	US	218618	218618
---Grouped by Line: 009-16"-FDW-16, No Sorting.																	
FD16SP01 US	58	2.029	1.541	1.219	1.163	0.964	0.964	1128945	------	---	---	---	---	1.219	--	0	-----
FD16SP01 DS	58	2.029	1.541	1.219	1.163	0.964	0.964	1128945	------	---	---	---	---	1.219	--	0	-----
FD16TE01(US)	15	2.767	2.101	1.219	1.143	0.964	0.964	743024	------	---	---	---	---	1.219	--	0	-----
FD16TE01(DS)	15	2.767	2.101	1.219	1.143	0.964	0.964	743024	------	---	---	---	---	1.219	--	0	-----
FD16SP02	65	1.845	1.401	1.219	1.168	0.964	0.964	1273666	------	---	---	---	---	1.219	--	0	-----
FD16SP03	58	2.029	1.541	1.219	1.163	0.964	0.964	1128945	------	---	---	---	---	1.219	--	0	-----
FD16SP04	58	2.029	1.541	1.219	1.163	0.964	0.964	1128945	------	---	---	---	---	1.219	--	0	-----
FD16SP05	58	1.785	1.541	1.219	1.068	0.964	0.964	588604	------	---	---	---	---	1.081	MT	171740	-----
FD16EL01	4	3.413	2.591	1.219	1.125	0.964	0.964	542240	------	---	---	---	---	1.219	--	0	-----
---Grouped By Line: 010-16"-FDW-19, No Sorting.																	
FD19SP01 US	58	1.897	1.440	0.844	0.792	0.645	0.645	891487	------	---	---	---	---	0.844	--	0	-----
FD19SP01 DS	58	1.897	1.440	0.844	0.792	0.645	0.645	891487	------	---	---	---	---	0.844	--	0	-----
FD19EL01	2	3.413	2.591	1.219	1.125	0.645	0.645	1621719	------	---	---	---	---	1.219	--	0	-----
FD19SP02	52	2.155	1.636	0.844	0.785	0.645	0.645	746318	------	---	---	---	---	0.844	--	0	-----
FD19EL02	1	3.044	2.311	1.219	1.135	0.645	0.645	1856868	------	---	---	---	---	1.219	--	0	-----
FD19SP03 US	58	1.897	1.440	0.844	0.792	0.645	0.645	891487	------	---	---	---	---	0.844	--	0	-----

167

FD14SP05 DS	51	1.897	1.440	0.844	0.785	0.645	0.645	------	852124	48.5	21.0	48.5	21.0	0.769	MT	218618	218618
FD17EL01(U/S)	14	5.074	3.852	1.219	1.898	0.645	0.645	2849744	------	---	---	---	---	1.948	MT	137270	-----
FD17EL01(D/S)	14	3.444	2.614	1.219	1.916	0.645	0.645	------	4258696	61.2	19.0	61.2	19.0	1.950	MT	137270	137270
FD17ED01(BR.)	14	3.639	2.763	0.844	0.762	0.433	0.433	------	1040838	64.6	27.0	64.6	27.0	0.769	MT	218618	137270
FD17RD01(U/E)	7	2.191	1.664	1.219	1.147	0.645	0.645	------	2640355	56.1	47.0	56.1	47.0	1.151	MT	218618	218618
FD19RD01(S/E)	7	3.327	2.526	0.844	0.774	0.433	0.433	------	1182188	85.1	48.0	85.1	48.0	0.781	MT	218618	218618

===Grouped by Line: 010-10"-FDW-19, No Sorting.

FD19SP04	52	2.599	1.973	0.844	0.773	0.433	0.433	------	1506324	66.5	19.0	66.5	19.0	0.778	US	218618	218618
FD19SP05	9	1.508	1.145	0.844	0.802	0.433	0.433	2822808	------	---	---	---	---	0.844	--	0	-----
FD19EL01	2	3.847	2.921	0.844	0.738	0.433	0.433	913014	------	---	---	---	---	0.844	--	0	-----
FD19SP05 US	52	2.599	1.973	0.844	0.772	0.433	0.433	1504026	------	---	---	---	---	0.844	--	0	-----
FD19SP06 DS	52	2.599	1.973	0.844	0.772	0.433	0.433	1504026	------	---	---	---	---	0.844	--	0	-----
FD19EL04	1	3.431	2.605	0.844	0.749	0.433	0.433	1062259	------	---	---	---	---	0.844	--	0	-----
FD19SP07	51	2.288	1.737	0.844	0.781	0.433	0.433	1752520	------	---	---	---	---	0.844	--	0	-----
FD19SP08	9	1.508	1.145	0.844	0.802	0.433	0.433	2822808	------	---	---	---	---	0.844	--	0	-----
FD19EL05	2	3.847	2.921	0.844	0.738	0.433	0.433	913014	------	---	---	---	---	0.844	--	0	-----
FD19SP04 US	52	2.599	1.973	0.844	0.772	0.433	0.433	1504026	------	---	---	---	---	0.844	--	0	-----
FD19SP05 DS	52	2.599	1.973	0.844	0.772	0.433	0.433	1504026	------	---	---	---	---	0.844	--	0	-----
RX NOZZLE 4A	30	0.008	0.006	0.594	0.594	0.472	0.472	99000000	------	---	---	---	---	0.594	--	0	-----

===Grouped by Line: 010-10"-FDW-21, No Sorting.

FD21SP01 US	64	2.080	1.579	0.844	0.792	0.433	0.433	------	1988529	53.2	24.0	53.2	24.0	0.796	MT	218618	218618
FD21SP01 DS	64	2.080	1.579	0.844	0.787	0.433	0.433	1959598	------	---	---	---	---	0.844	--	0	-----
FD21EL01	1	3.431	2.605	0.844	0.749	0.433	0.433	1062259	------	---	---	---	---	0.844	--	0	-----
FD21SP02	51	2.288	1.737	0.844	0.781	0.433	0.433	1752520	------	---	---	---	---	0.844	--	0	-----
FD21SP03	9	1.508	1.145	0.844	0.802	0.433	0.433	2822808	------	---	---	---	---	0.844	--	0	-----
FD21EL02	2	3.847	2.921	0.844	0.738	0.433	0.433	913014	------	---	---	---	---	0.844	--	0	-----
FD21SP04 US	52	2.599	1.973	0.844	0.772	0.433	0.433	1504026	------	---	---	---	---	0.844	--	0	-----
FD21SP04 DS	52	2.599	1.973	0.844	0.772	0.433	0.433	1504026	------	---	---	---	---	0.844	--	0	-----
RX NOZZLE 4B	30	0.008	0.006	0.594	0.594	0.472	0.472	99000000	------	---	---	---	---	0.594	--	0	-----

===Grouped by Line: 014-18"-FDW-15, No Sorting.

OUTLET E-1-1B	31	3.979	3.021	1.375	1.265	1.085	1.085	522532	------	---	---	---	---	1.375	--	0	-----
FD15EL03	4	2.945	2.236	1.375	1.294	1.085	1.085	817946	------	---	---	---	---	1.375	--	0	-----
FD15SP01	58	1.751	1.329	1.375	1.327	1.085	1.085	1592633	------	---	---	---	---	1.375	--	0	-----
FD15EL02	2	2.945	2.236	1.375	1.294	1.085	1.085	817946	------	---	---	---	---	1.375	--	0	-----
FD15TE01(U/S)	15	2.388	1.813	1.375	1.257	1.085	1.085	830885	------	---	---	---	---	1.291	MT	102975	-----
FD15TE01(D/S)	15	2.388	1.813	1.375	1.290	1.085	1.085	990359	------	---	---	---	---	1.324	MT	102975	-----
FD15RD01(U/E)	7	2.786	2.115	1.375	1.199	1.085	1.085	473292	------	---	---	---	---	1.239	MT	102975	-----
FD15RD01(S/E)	7	2.952	2.241	1.219	1.150	0.964	0.964	724912	------	---	---	---	---	1.192	MT	102975	-----

===Grouped by Line: 014-16"-FDW-15, No Sorting.

FD15SP02	53	2.306	1.751	1.219	1.100	0.964	0.964	678744	------	---	---	---	---	1.133	MT	102975	-----
FD15EL01	1	3.044	2.311	1.219	1.154	0.964	0.964	716912	------	---	---	---	---	1.137	MT	102975	-----
FD15SP09	51	2.029	1.541	1.219	1.088	0.964	0.964	702760	------	---	---	---	---	1.117	MT	102975	-----
FD15EL04	4	3.413	2.591	1.219	1.153	0.964	0.964	------	637778	72.3	91.0	72.3	91.0	1.175	MT	171740	171740
FD15SP10	54	2.952	2.241	1.219	1.191	0.964	0.964	------	685803	62.5	45.0	62.5	45.0	1.210	GW	171740	171740
FD15EL05	4	3.413	2.591	1.219	1.067	0.964	0.964	------	347038	72.3	178.0	72.3	178.0	1.089	MT	171740	171740
FD15SP03	54	2.952	2.241	1.219	1.171	0.964	0.964	------	807624	62.5	108.0	62.5	108.0	1.190	GW	171740	171740
FD15SP04	9	1.293	0.982	1.219	1.183	0.964	0.964	1953036	------	---	---	---	---	1.219	--	0	-----
FD15FE01A	9	1.293	0.982	1.219	1.183	0.964	0.964	1953036	------	---	---	---	---	1.219	--	0	-----
FD15FE01	6	0.033	0.025	1.219	1.218	0.964	0.964	88712408	------	---	---	---	---	1.219	--	0	-----
FD15FE01B	56	1.692	1.284	1.219	1.172	0.964	0.964	1417698	------	---	---	---	---	1.219	--	0	-----
FD15SP05 US	56	1.692	1.284	1.219	1.172	0.964	0.964	1417698	------	---	---	---	---	1.219	--	0	-----
FD15SP05 DS	56	1.692	1.284	1.219	1.172	0.964	0.964	1417698	------	---	---	---	---	1.219	--	0	-----
FD15EL06	2	3.413	2.591	1.219	1.125	0.964	0.964	542240	------	---	---	---	---	1.219	--	0	-----
FD15TE02(U/S)	15	2.767	2.101	1.219	1.143	0.964	0.964	743024	------	---	---	---	---	1.219	--	0	-----
FD15TE02(D/S)	15	2.767	2.101	1.219	1.143	0.964	0.964	743024	------	---	---	---	---	1.219	--	0	-----
FD15CP01	65	0.054	0.041	0.719	0.718	0.520	0.520	42529632	------	---	---	---	---	0.719	--	0	-----
FD15SP06	65	1.845	1.401	1.219	1.168	0.964	0.964	1273666	------	---	---	---	---	1.219	--	0	-----

===Grouped by Line: 015-16"-FDW-15, No Sorting.

FD15SP07	9	1.293	0.982	1.219	1.183	0.964	0.964	1953036	------	---	---	---	---	1.219	--	0	-----
FD15EL07	2	3.413	2.591	1.219	1.204	0.964	0.964	810194	------	---	---	---	---	1.226	US	171740	-----
FD15SP08 US	52	2.306	1.751	1.219	1.157	0.964	0.964	------	964409	48.8	46.0	48.8	46.0	1.172	GW	171740	171740
FD15SP08 DS	52	2.306	1.751	1.219	1.155	0.964	0.964	955281	------	---	---	---	---	1.219	--	0	-----
FD15EL08	2	3.413	2.591	1.219	1.125	0.964	0.964	542240	------	---	---	---	---	1.219	--	0	-----

===Grouped by Line: 016-10"-FDW-18, No Sorting.

FD18SP01 US	64	2.080	1.579	0.844	0.749	0.433	0.433	------	1750591	48.3	155.0	48.3	155.0	0.758	MT	195618	195618
FD18SP01 DS	64	2.080	1.579	0.844	0.787	0.433	0.433	1959598	------	---	---	---	---	0.844	--	0	-----

FD1-RL01	1	3.431	2.605	0.844	0.749	0.433	0.433	1062259	------	---	---	---	---	0.844	--	0	-----
FD1-SP05	51	2.288	1.737	0.844	0.781	0.433	0.433	1752520	------	---	---	---	---	0.844	--	0	-----
FD1-SP06	9	1.508	1.145	0.844	0.802	0.433	0.433	2822808	------	---	---	---	---	0.844	--	0	-----
FD1-RL04	3	3.847	2.921	0.844	0.738	0.433	0.433	913014	------	---	---	---	---	0.844	--	0	-----
FD1-SP07 US	52	2.599	1.973	0.844	0.772	0.433	0.433	1504026	------	---	---	---	---	0.844	--	0	-----
FD1-SP07 DS	52	2.599	1.973	0.844	0.772	0.433	0.433	1504026	------	---	---	---	---	0.844	--	0	-----
RX NOZZLE 4C	30	0.008	0.006	0.594	0.594	0.472	0.472	99000000	------	---	---	---	---	0.594	--	0	-----

***-Grouped by Line: 015-16*-FDW-17, No Sorting.

FD1-SP01 US	58	2.023	1.541	1.219	1.163	0.964	0.964	1128945	------	---	---	---	---	1.219	--	0	-----
FD1-SP01 DS	58	2.023	1.541	1.219	1.163	0.964	0.964	1128945	------	---	---	---	---	1.219	--	0	-----
FD1-TEW1(U/S)	15	2.767	2.101	1.219	1.143	0.964	0.964	743024	------	---	---	---	---	1.219	--	0	-----
FD1-TEW1(D/S)	15	2.767	2.101	1.219	1.143	0.964	0.964	743024	------	---	---	---	---	1.219	--	0	-----
FD1-SP02	65	1.845	1.401	1.219	1.168	0.964	0.964	1273666	------	---	---	---	---	1.219	--	0	-----
FD1-SP03	58	2.023	1.541	1.219	1.163	0.964	0.964	1128945	------	---	---	---	---	1.219	--	0	-----
FD1-SP04	58	2.023	1.541	1.219	1.163	0.964	0.964	1128945	------	---	---	---	---	1.219	--	0	-----
FD1-SP05	58	1.785	1.541	1.219	1.133	0.964	0.964	1300083	------	---	---	---	---	1.219	--	114614	-----
FD1-RL01	4	3.413	2.591	1.219	1.125	0.964	0.964	542240	------	---	---	---	---	1.219	--	0	-----

***-Grouped by Line: 016-10*-FDW-18, No Sorting.

FD1-SP01 US	58	1.897	1.440	0.844	0.792	0.645	0.645	591487	------	---	---	---	---	0.844	--	0	-----
FD1-SP01 DS	58	1.897	1.440	0.844	0.797	0.645	0.645	------	925801	46.6	73.0	46.6	73.0	0.803	GW	207118	207118
FD1-RL01	3	3.413	2.591	1.219	1.213	0.645	0.645	------	1919003	83.9	140.0	83.9	140.0	1.223	US	207118	207118
FD1-SP02 US	52	2.155	1.636	0.844	0.793	0.645	0.645	------	789150	53.0	53.0	53.0	53.0	0.799	US	207118	207118
FD1-SP02 DS	52	2.155	1.636	0.844	0.785	0.645	0.645	746318	------	---	---	---	---	0.844	--	0	-----
FD1-RL02	2	3.044	2.311	1.219	1.135	0.645	0.645	1856868	------	---	---	---	---	1.219	--	0	-----
FD1-SP03 US	51	1.897	1.440	0.844	0.792	0.645	0.645	891487	------	---	---	---	---	0.844	--	0	-----
FD1-SP03 DS	51	1.897	1.440	0.844	0.792	0.645	0.645	891487	------	---	---	---	---	0.844	--	0	-----
FD1-TEW1(U/S)	14	5.074	3.852	1.219	1.538	0.645	0.645	------	2030518	117.9	82.0	117.9	82.0	1.560	US	195618	195618
FD1-TEW1(D/S)	14	3.444	2.614	1.219	1.629	0.645	0.645	------	3296613	80.0	181.0	80.0	181.0	1.644	US	195618	195618
FD1-ZCT(BR 1	14	3.639	2.763	0.844	0.744	0.433	0.433	983372	------	---	---	---	---	0.844	--	0	-----

***-Grouped by Line: 016-10*-FDW-20, No Sorting.

FD20RP01(B/E)	7	2.131	1.664	1.219	1.123	0.645	0.645	2518487	------	---	---	---	---	1.133	US	195618	-----
FD20RD01(S.B)	7	3.327	2.526	0.844	0.756	0.433	0.433	1116948	------	---	---	---	---	0.770	MT	195618	-----
FD20SP01	52	2.599	1.973	0.844	0.716	0.433	0.433	------	1252849	60.4	123.0	60.4	123.0	0.737	MT	195618	195618
FD20SP02	9	1.508	1.145	0.844	0.802	0.433	0.433	2822808	------	---	---	---	---	0.844	--	0	-----
FD20RL03	2	3.847	2.921	0.844	0.738	0.433	0.433	913014	------	---	---	---	---	0.844	--	0	-----
FD20SP03 US	52	2.599	1.973	0.844	0.772	0.433	0.433	1504026	------	---	---	---	---	0.844	--	0	-----
FD20SP03 DS	52	2.599	1.973	0.844	0.772	0.433	0.433	1504026	------	---	---	---	---	0.844	--	0	-----
FD20RL02	1	3.431	2.605	0.844	0.749	0.433	0.433	1062259	------	---	---	---	---	0.844	--	0	-----
FD20SP04	51	2.288	1.737	0.844	0.781	0.433	0.433	1752520	------	---	---	---	---	0.844	--	0	-----
FD20SP05	9	1.508	1.145	0.844	0.802	0.433	0.433	2822808	------	---	---	---	---	0.844	--	0	-----
FD20RL03	3	3.847	2.921	0.844	0.738	0.433	0.433	913014	------	---	---	---	---	0.844	--	0	-----
FD20SP06 US	52	2.599	1.973	0.844	0.772	0.433	0.433	1504026	------	---	---	---	---	0.844	--	0	-----
FD20SP06 DS	52	2.599	1.973	0.844	0.772	0.433	0.433	1504026	------	---	---	---	---	0.844	--	0	-----
RX NOZZLE 4D	30	0.008	0.006	0.594	0.594	0.472	0.472	99000000	------	---	---	---	---	0.594	--	0	-----

Notes:
[1] Predictions are based on last Tmeas to analysis ending period.
[2] Predictions are for the time of last inspection (last known meas. wear).
[3] GW = Tmeas is minimum thickness from Band, Blanket or Area Method of greatest wear.
MT = Tmeas is component minimum thickness.
MW = Tmeas is Tinit - predicted wear.
US = Tmeas is user specified.
[4] If GW Tmeas has been determined from measured data, then Tmeas = Tinit and Time = current component installation time.
Tmeas is used to determine Predicted Thickness and Component Predicted Time to Tcrit.

Cumulative % of Comp. Time to Tcrit

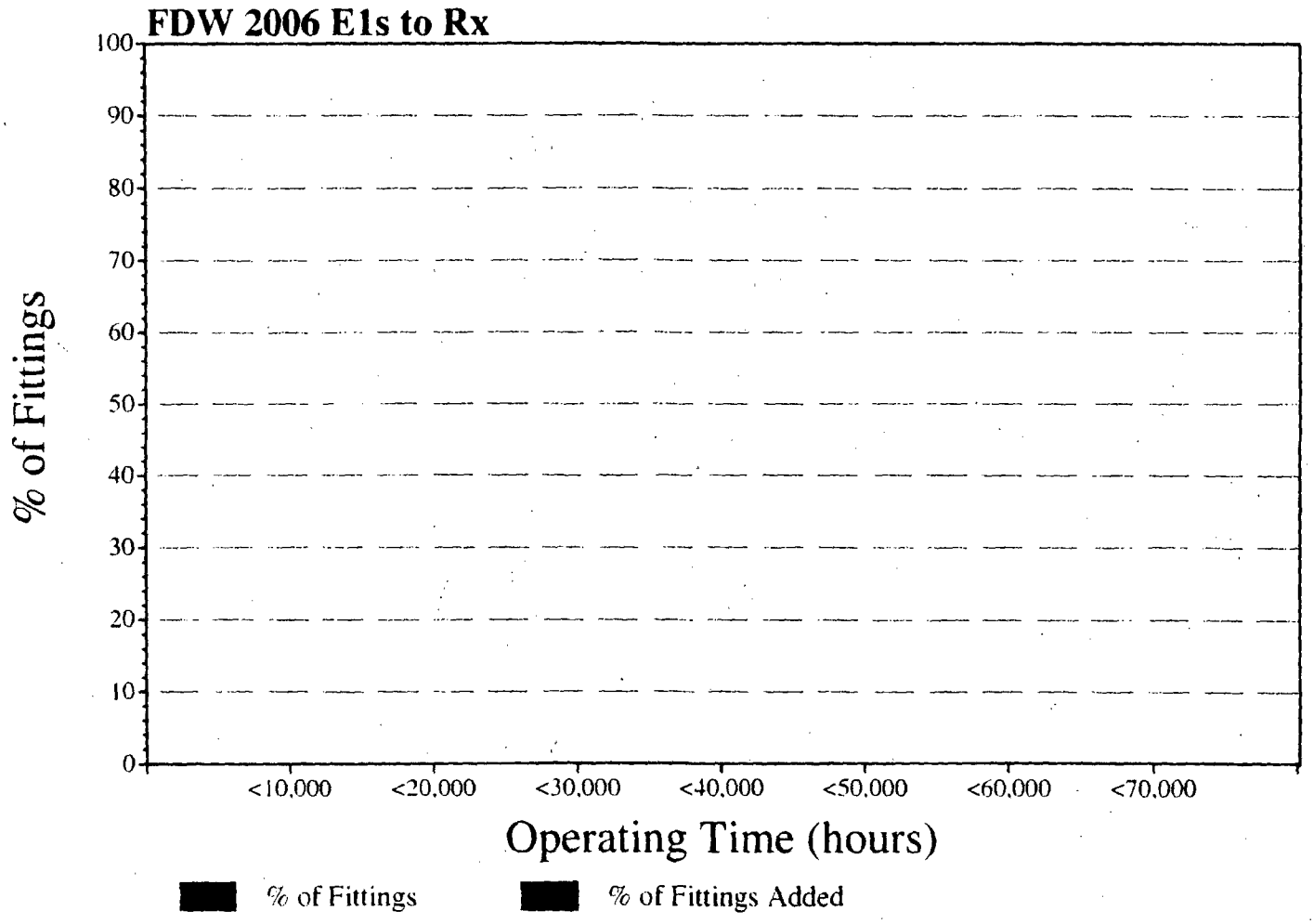

Tpred/Tcrit Ratio Plot

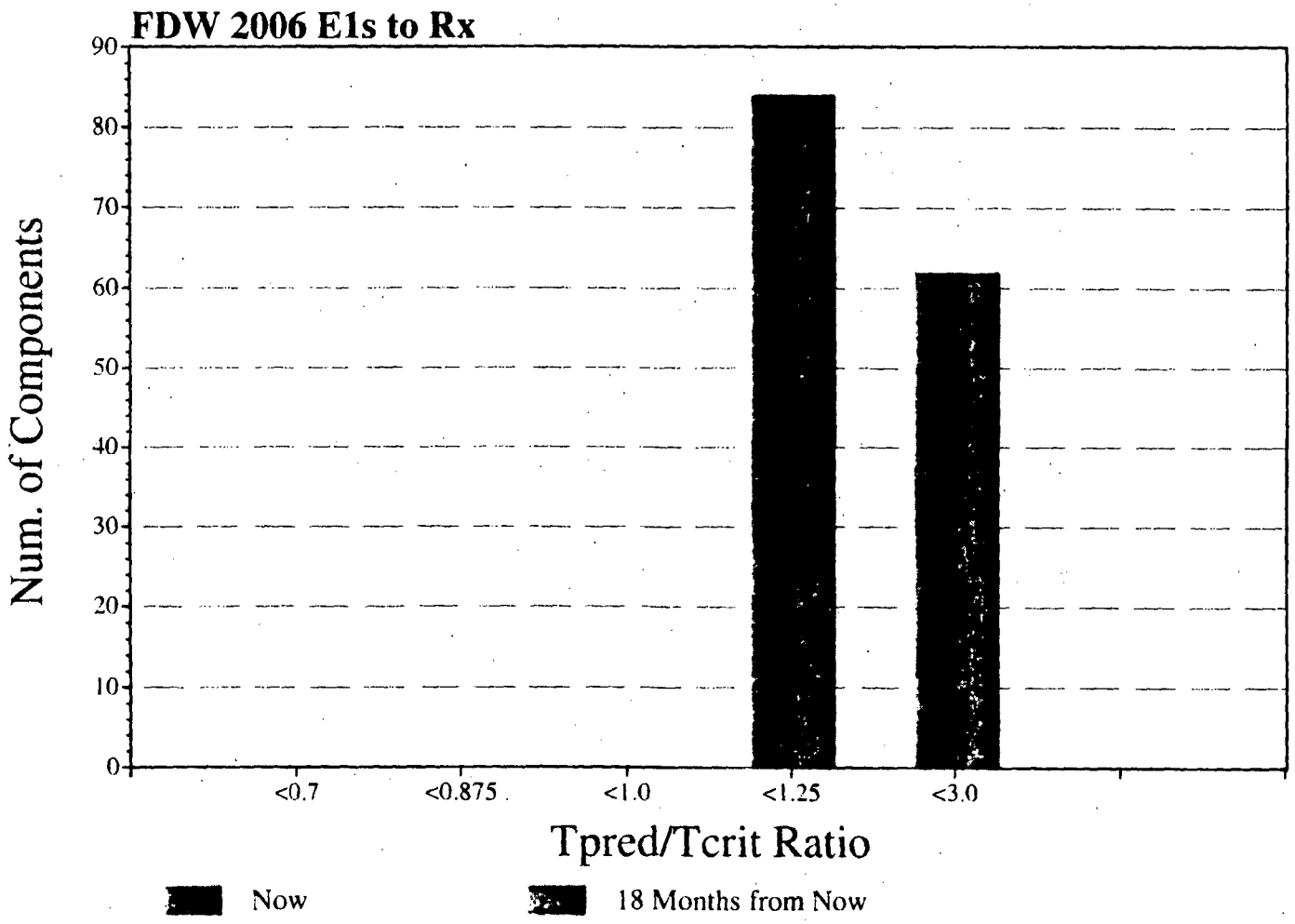

Wear Rate Analysis Run Definition

Run Name: Main Steam 2006

Run Title: Main Steam - Reactor Vessel to Turbine

Ending Period: CYCLE 25

Total Oper. Hrs.: 241614.44

Duty Factor: 1.000

Analysis Options
- Ignore IIFA Results
- IIFA Results 1st Priority
- User Input 1st Priority
- Do Not Use Measured Wear

Database Lines
- 001-16"-FDW-01
- 002-16"-FDW-02
- 003-16"-FDW-03
- 004-24"-FDW-01
- 005-18"-FDW-07
- 006-18"-FDW-07
- 007-18"-FDW-12
- 008-16"-FDW-14

Add / Remove

Lines to Analyze
- 074-18"-MS-01A
- 074-18"-MS-07A
- 075-18"-MS-01A
- 076-18"-MS-01B
- 076-18"-MS-07B
- 077-18"-MS-01B
- 078-18"-MS-01C
- 078-18"-MS-07C

Run Definitions
- Cond Minimum Flow
- Condensate
- FDW 2006 E1s to Rx
- FDW 2006 Hdr to E2s
- FDW06 2 P1s to Hdr.
- FDW06 3-P1s to Hdr
- FDW2006 E2s to E1s
- Feed Pump Recirc
- Feedwater
- Feedwater Flush
- Feedwater Low Flow
- Heater Drain Pumps
- Main Steam 2006
- Moist Sep High Level
- Moist Separator Drn
- Reactor Cleanup
- Steam Seal Regulator
- TEST- FDWpumpsto E2
- XP Test Feedwater

< Prev | Next > | Add | Replace | Save

Copy | Delete | Print... | Help | Done

Advanced Run Def...

List of Defined Wear Rate Runs

112

SUPERVISOR VY

Start | EPRI CHECWOR... | Flow Accelera... | Desktop » « 1:15 PM

Wear Rate Analysis Run Definition

Run Name: Main Steam 2006

Run Title: Main Steam - Reactor Vessel to Turbine

Ending Period: CYCLE 25

Total Oper. Hrs.: 241618.44

Duty Factor: 1.000

Analysis Options
- Ignore IIFA Results
- IIFA Results 1st Priority
- User Input 1st Priority
- Do Not Use Measured Wear

Database Lines
- 001-16"-FDW-01
- 002-16"-FDW-02
- 003-16"-FDW-03
- 004-24"-FDW-01
- 005-18"-FDW-07
- 006-18"-FDW-07
- 007-18"-FDW-12
- 008-16"-FDW-14

Add / Remove

Lines to Analyze
- 076-18"-MS-07B
- 077-18"-MS-01B
- 078-18"-MS-01C
- 078-18"-MS-07C
- 079-18"-MS-01C
- 080-18"-MS-01D
- 080-18"-MS-07D
- 081-18"-MS-01D

Run Definitions
- Cond Minimum Flow
- Condensate
- FDW 2006 E1s to Rx
- FDW 2006 Hdr to E2s
- FDW06 2 P1s to Hdr.
- FDW06 3-P1s to Hdr
- FDW2006 E2s to E1s
- Feed Pump Recirc
- Feedwater
- Feedwater Flush
- Feedwater Low Flow
- Heater Drain Pumps
- Main Steam 2006
- Moist Sep High Level
- Moist Separator Drn
- Reactor Cleanup
- Steam Seal Regulator
- TEST- FDWpumpsto E2
- XP Test Feedwater

< Prev | Next > | Add | Reset | Save

Copy | Delete | Print... | Help | Done

Advanced Run Def...

List of Defined Wear Rate Runs

SUPERVISOR VY

Start | EPRI CHECWOR... | Flow Accelera... | Desktop » « 1:15 PM

Comparison of Thickness Predictions

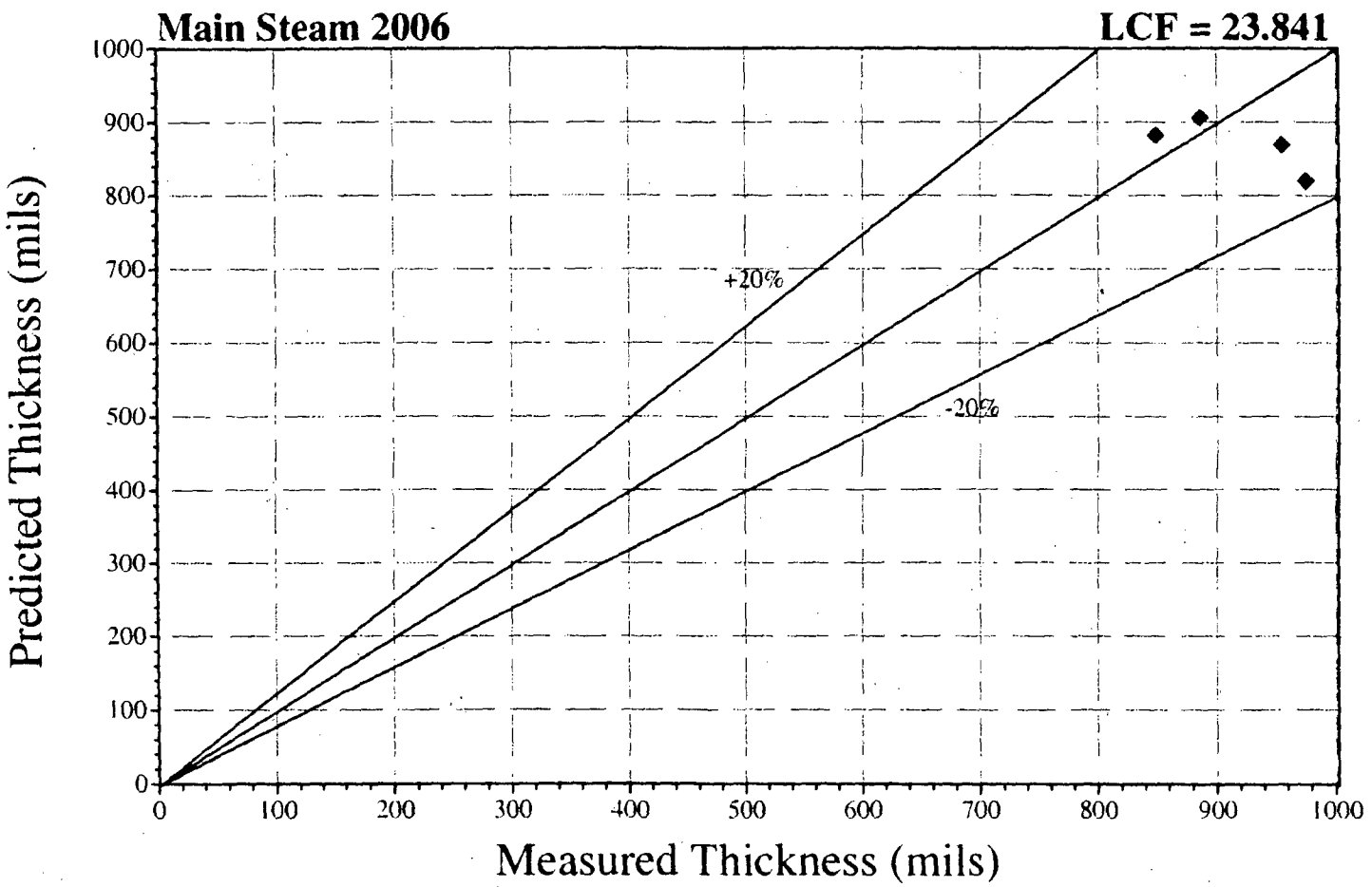

◆ Current Component

Comparison of Wear Predictions

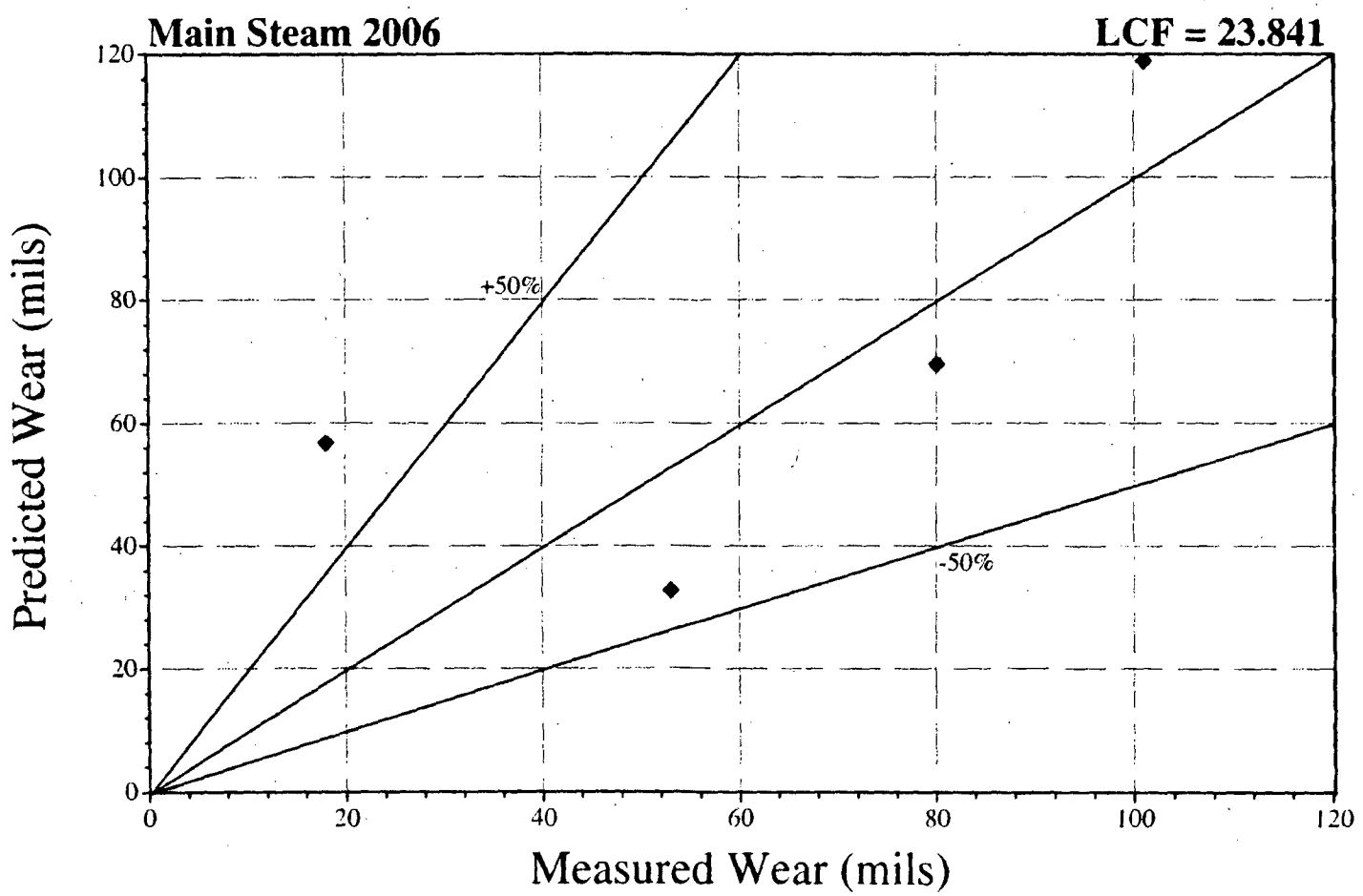

◆ Current Component

Company: Vermont Yankee Nuclear Power Corporation Report Date: 13-SEP-2006 Time: 16:20:12
Plant: Vermont Yankee Analysis Date: 13-SEP-2006 Time: 15:51:16
Unit: CHECWORKS FAC Version 1.0F (Build 52)
DB Name: VY

*** Wear Rate Analysis: Combined Summary Report ***

Run Name: Main Steam 2006
Ending Period: CYCLE 25
Total Plant Operating Hours: 241618 Duty Factor (Global): 1.000
UNA Data Option: Ignore NFA Exclude Measure Wear: No
Wear Correction Factor: 23.841

Component Name	Geom. Code	Average Wear Rate (mils/year)	Current Wear Rate (mils/year)	Thickness (in) Init.	Prd.[1]	Thoop	Tcrit	Component Predict[1] Time to Tcrit (hrs) Non-Insp.	Insp.	Total Lifetime Wear (mils) Prd.[2]	Meas.	In-Service Cmp. Wear (mils) Prd.[2]	Meas.	In-Service Cmp. Tmeas. (in)[4]	Method. [3]	Time (hrs)[4]	Time(hrs) Last Inspected
---Grouped by Line: 074-18"-MS-01A, No Sorting.																	
MS1ASP12 US	58	2.177	2.504	0.938	0.878	0.726	0.726	532305	------	---	---	---	---	0.938	--	0	-----
MS1ASP12 DS	58	2.177	2.504	0.938	0.878	0.726	0.726	532305	------	---	---	---	---	0.938	--	0	-----
MS1AEL07	2	4.555	5.238	0.938	0.812	0.726	0.726	144749	------	---	---	---	---	0.938	--	0	-----
MS1ASP14 US	52	3.092	3.556	0.938	0.853	0.726	0.726	312606	------	---	---	---	---	0.938	--	0	-----
MS1ASP14 DS	52	3.092	3.556	0.938	0.853	0.726	0.726	312606	------	---	---	---	---	0.938	--	0	-----
MS1AEL08	2	4.555	5.238	0.938	0.812	0.726	0.726	144749	------	---	---	---	---	0.938	--	0	-----
MS1ASP14 US	52	3.092	3.556	0.938	0.853	0.726	0.726	312606	------	---	---	---	---	0.938	--	0	-----
---Grouped by Line: 074-18"-MS-07A, No Sorting.																	
RX DOUBLE NTA	31	7.421	8.534	0.938	0.733	0.726	0.726	7710	------	---	---	---	---	0.938	--	0	-----
MS7ASP01	61	5.343	6.144	0.938	0.791	0.726	0.726	92438	------	---	---	---	---	0.938	--	0	-----
MS7AEL01	3	4.442	5.109	0.938	0.815	0.726	0.726	153769	------	---	---	---	---	0.938	--	0	-----
MS7ASP02	53	3.710	4.267	0.938	0.836	0.726	0.726	225517	------	---	---	---	---	0.938	--	0	-----
MS7AEL02	1	4.188	4.817	0.938	0.822	0.726	0.726	175822	------	---	---	---	---	0.938	--	0	-----
MS7ASP03	51	2.721	3.129	0.938	0.863	0.726	0.726	383883	------	---	---	---	---	0.938	--	0	-----
MS7ASP04	9	1.432	1.647	0.938	0.899	0.726	0.726	918655	------	---	---	---	---	0.938	--	0	-----
MS7AEL03	3	3.901	4.486	0.938	0.830	0.726	0.726	204277	------	---	---	---	---	0.938	--	0	-----
MS7ASP05 US	51	2.721	3.129	0.938	0.863	0.726	0.726	383883	------	---	---	---	---	0.938	--	0	-----
MS7ASP05 DS	51	2.721	3.129	0.938	0.863	0.726	0.726	383883	------	---	---	---	---	0.938	--	0	-----
MS7AEL04	2	4.555	5.238	0.938	0.812	0.726	0.726	144749	------	---	---	---	---	0.938	--	0	-----
MS7ASP06	52	3.092	3.556	0.938	0.853	0.726	0.726	312606	------	---	---	---	---	0.938	--	0	-----
MS7ASP07	9	1.432	1.647	0.938	0.899	0.726	0.726	918655	------	---	---	---	---	0.938	--	0	-----
MS7AEL05	2	4.555	5.238	0.938	0.812	0.726	0.726	144749	------	---	---	---	---	0.938	--	0	-----
MS7ASP08	52	3.092	3.556	0.938	0.853	0.726	0.726	312606	------	---	---	---	---	0.938	--	0	-----
MS7APR01	6	0.031	0.036	0.938	0.937	0.814	0.814	30037228	------	---	---	---	---	0.938	--	0	-----
MS7ASP09	56	2.139	2.460	0.938	0.859	0.726	0.726	------	475077	32.7	53.0	32.7	53.0	0.865	US	137270	137270
MS7AEL06	4	4.555	5.238	0.938	0.698	0.726	0.726	------	287886	69.6	80.0	69.6	80.0	0.954	US	137270	137270
MS7ASP10	54	4.749	5.462	0.938	0.807	0.726	0.726	130227	------	---	---	---	---	0.938	--	0	-----
MS7AVA01	22	5.443	6.259	0.938	0.788	0.776	0.776	16821	------	---	---	---	---	0.938	--	0	-----
MS7ASP11 US	58	2.177	2.504	0.938	0.878	0.726	0.726	532305	------	---	---	---	---	0.938	--	0	-----
MS7ASP11 DS	58	2.177	2.504	0.938	0.878	0.726	0.726	532305	------	---	---	---	---	0.938	--	0	-----
MS7AVA02	22	5.443	6.259	0.938	0.788	0.776	0.776	16821	------	---	---	---	---	0.938	--	0	-----
---Grouped by Line: 074-18"-MS-01A, No Sorting.																	
MS1ASP14 DS	52	3.092	3.556	0.938	0.853	0.726	0.726	312606	------	---	---	---	---	0.938	--	0	-----
MS1AEL09	2	3.547	4.079	0.938	0.840	0.726	0.726	245599	------	---	---	---	---	0.938	--	0	-----
MS1ASP15	52	3.092	3.556	0.938	0.853	0.726	0.726	312606	------	---	---	---	---	0.938	--	0	-----
MS1ASP16	9	1.432	1.647	0.938	0.899	0.726	0.726	918655	------	---	---	---	---	0.938	--	0	-----
MS1AEL10	2	3.547	4.079	0.938	0.840	0.726	0.726	245599	------	---	---	---	---	0.938	--	0	-----
MS1ASP17	52	3.092	3.556	0.938	0.853	0.726	0.726	312606	------	---	---	---	---	0.938	--	0	-----
MS1ASP18	9	1.432	1.647	0.938	0.899	0.726	0.726	918655	------	---	---	---	---	0.938	--	0	-----
MS1AEL11	2	3.547	4.079	0.938	0.840	0.726	0.726	245599	------	---	---	---	---	0.938	--	0	-----
MS1ASP19 US	52	3.092	3.556	0.938	0.853	0.726	0.726	312606	------	---	---	---	---	0.938	--	0	-----
MS1ASP19 DS	52	3.092	3.556	0.938	0.853	0.726	0.726	312606	------	---	---	---	---	0.938	--	0	-----
MS1ATE01(U S)	15	3.711	4.267	0.938	0.836	0.726	0.726	225488	------	---	---	---	---	0.938	--	0	-----
MS1ATE01(D/S)	15	3.266	3.756	0.938	0.848	0.726	0.726	284860	------	---	---	---	---	0.938	--	0	-----
MS1ASP19A	65	3.661	4.310	0.938	0.837	0.726	0.726	231432	------	---	---	---	---	0.938	--	0	-----
MS1AVA03	20	3.912	4.269	0.938	0.836	0.776	0.776	122646	------	---	---	---	---	0.938	--	0	-----
MS1AVA04	22	4.759	5.474	1.031	0.900	0.862	0.862	60263	------	---	---	---	---	1.031	--	0	-----
MS1ASP20	58	1.904	2.190	1.031	0.978	0.806	0.806	688291	------	---	---	---	---	1.031	--	0	-----

MS1AEL12	2	3.102	3.567	1.031	0.945	0.806	0.806	341346	------	---	---	---	---	1.031	--	0	-----
MS1ASP21 US	52	2.704	3.110	1.031	0.956	0.806	0.806	422431	------	---	---	---	---	1.031	--	0	-----
MS1ASP21 DS	52	2.704	3.110	1.031	0.956	0.806	0.806	422431	------	---	---	---	---	1.031	--	0	-----
MS1AEL13	1	2.677	3.079	1.031	0.957	0.806	0.806	428784	------	---	---	---	---	1.031	--	0	-----
MS1ASP22 US	51	2.380	2.737	1.031	0.965	0.806	0.806	508685	------	---	---	---	---	1.031	--	0	-----
MS1ASP22 DS	51	2.380	2.737	1.031	0.965	0.806	0.806	508685	------	---	---	---	---	1.031	--	0	-----
MS1AEL14	1	2.677	3.079	1.031	0.957	0.806	0.806	428784	------	---	---	---	---	1.031	--	0	-----
MS1ASP23 US	51	2.380	2.737	1.031	0.965	0.806	0.806	508685	------	---	---	---	---	1.031	--	0	-----
MS1ASP23 DS	9	1.174	1.351	1.031	0.999	0.806	0.806	1246356	------	---	---	---	---	1.031	--	0	-----
MS1AEL15	2	3.983	4.581	1.031	0.921	0.806	0.806	219306	------	---	---	---	---	1.031	--	0	-----
INLET HP TURB	30	4.327	4.976	1.031	0.912	0.806	0.806	185233	------	---	---	---	---	1.031	--	0	-----

---Grouped by Line: 076-18"-MS-01B, No Sorting.

MS1BSP11 US	58	2.177	2.504	0.938	0.878	0.726	0.726	532305	------	---	---	---	---	0.938	--	0	-----
MS1BSP11 DS	58	2.177	2.504	0.938	0.878	0.726	0.726	532305	------	---	---	---	---	0.938	--	0	-----
MS1BEL07	2	4.555	5.238	0.938	0.812	0.726	0.726	144749	------	---	---	---	---	0.938	--	0	-----
MS1BSP12 US	52	3.092	3.556	0.938	0.853	0.726	0.726	312606	------	---	---	---	---	0.938	--	0	-----
MS1BSP12 DS	52	3.092	3.556	0.938	0.853	0.726	0.726	312606	------	---	---	---	---	0.938	--	0	-----
MS1BEL08	2	4.555	5.238	0.938	0.812	0.726	0.726	144749	------	---	---	---	---	0.938	--	0	-----
MS1BSP13	52	3.092	3.556	0.938	0.853	0.726	0.726	312606	------	---	---	---	---	0.938	--	0	-----

---Grouped by Line: 076-18"-MS-07B, No Sorting.

RX NOZZLE N3B	31	7.421	8.534	0.938	0.733	0.726	0.726	7710	------	---	---	---	---	0.938	--	0	-----
MS7BSP01	61	5.343	6.144	0.938	0.791	0.726	0.726	92438	------	---	---	---	---	0.938	--	0	-----
MS7BEL01	3	4.442	5.109	0.938	0.815	0.726	0.726	153769	------	---	---	---	---	0.938	--	0	-----
MS7BSP02	53	3.710	4.267	0.938	0.836	0.726	0.726	225517	------	---	---	---	---	0.938	--	0	-----
MS7BEL02	1	4.188	4.817	0.938	0.822	0.726	0.726	175822	------	---	---	---	---	0.938	--	0	-----
MS7BSP03	51	2.721	3.129	0.938	0.863	0.726	0.726	383883	------	---	---	---	---	0.938	--	0	-----
MS7BSP04	9	1.432	1.647	0.938	0.899	0.726	0.726	918655	------	---	---	---	---	0.938	--	0	-----
MS7BEL03	2	4.555	5.238	0.938	0.812	0.726	0.726	144749	------	---	---	---	---	0.938	--	0	-----
MS7BSP05 US	52	3.092	3.556	0.938	0.853	0.726	0.726	312606	------	---	---	---	---	0.938	--	0	-----
MS7BSP05 DS	52	3.092	3.556	0.938	0.853	0.726	0.726	312606	------	---	---	---	---	0.938	--	0	-----
MS7BEL04	2	4.555	5.238	0.938	0.812	0.726	0.726	144749	------	---	---	---	---	0.938	--	0	-----
MS7BSP06	52	3.092	3.556	0.938	0.853	0.726	0.726	312606	------	---	---	---	---	0.938	--	0	-----
MS7AFE01	6	0.031	0.036	0.938	0.937	0.814	0.814	30037228	------	---	---	---	---	0.938	--	0	-----
MS7BSP07	56	2.339	2.460	0.938	0.879	0.726	0.726	545399	------	---	---	---	---	0.938	--	0	-----
MS7BEL05	4	4.555	5.238	0.938	0.812	0.726	0.726	144749	------	---	---	---	---	0.938	--	0	-----
MS7BSP08 US	54	4.749	5.462	0.938	0.807	0.726	0.726	130227	------	---	---	---	---	0.938	--	0	-----
MS7BSP08 DS	54	4.749	5.462	0.938	0.807	0.726	0.726	130227	------	---	---	---	---	0.938	--	0	-----
MS7BEL06	1	3.901	4.486	0.938	0.830	0.726	0.726	204277	------	---	---	---	---	0.938	--	0	-----
MS7BSP09	51	2.721	3.129	0.938	0.863	0.726	0.726	383883	------	---	---	---	---	0.938	--	0	-----
MS7BVA01	22	5.443	6.259	0.938	0.788	0.776	0.776	16821	------	---	---	---	---	0.938	--	0	-----
MS7BSP10 US	58	2.177	2.504	0.938	0.878	0.726	0.726	532305	------	---	---	---	---	0.938	--	0	-----
MS7BSP10 DS	58	2.177	2.504	0.938	0.878	0.726	0.726	532305	------	---	---	---	---	0.938	--	0	-----
MS7BVA02	22	5.443	6.259	0.938	0.788	0.776	0.776	16821	------	---	---	---	---	0.938	--	0	-----

---Grouped by Line: 077-18"-MS-01B, No Sorting.

MS1BSP14	52	3.092	3.556	0.938	0.853	0.726	0.726	312606	------	---	---	---	---	0.938	--	0	-----
MS1BEL09	2	3.547	4.079	0.938	0.840	0.726	0.726	245599	------	---	---	---	---	0.938	--	0	-----
MS1BSP15	52	3.092	3.556	0.938	0.853	0.726	0.726	312606	------	---	---	---	---	0.938	--	0	-----
MS1BSP16	9	1.432	1.647	0.938	0.899	0.726	0.726	918655	------	---	---	---	---	0.938	--	0	-----
MS1BEL10	2	3.547	4.079	0.938	0.840	0.726	0.726	245599	------	---	---	---	---	0.938	--	0	-----
MS1BSP17	52	3.092	3.556	0.938	0.853	0.726	0.726	312606	------	---	---	---	---	0.938	--	0	-----
MS1BSP18	9	1.432	1.647	0.938	0.899	0.726	0.726	918655	------	---	---	---	---	0.938	--	0	-----
MS1BEL11	2	3.547	4.079	0.938	0.840	0.726	0.726	245599	------	---	---	---	---	0.938	--	0	-----
MS1BSP19 US	52	3.092	3.556	0.938	0.853	0.726	0.726	312606	------	---	---	---	---	0.938	--	0	-----
MS1BSP19 DS	52	3.092	3.556	0.938	0.853	0.726	0.726	312606	------	---	---	---	---	0.938	--	0	-----
MS1BTE01(U.S)	15	3.711	4.267	0.938	0.836	0.726	0.726	225488	------	---	---	---	---	0.938	--	0	-----
MS1BTE01(D/S)	15	3.266	3.756	0.938	0.848	0.726	0.726	284860	------	---	---	---	---	0.938	--	0	-----
MS1BSP19A	65	3.661	4.210	0.938	0.837	0.726	0.726	231432	------	---	---	---	---	0.938	--	0	-----
MS1BVA03	20	3.712	4.269	0.938	0.836	0.776	0.776	122646	------	---	---	---	---	0.938	--	0	-----
MS1BVA04	22	4.759	5.474	1.031	0.900	0.862	0.862	60263	------	---	---	---	---	1.031	--	0	-----
MS1BSP20	58	1.904	2.190	1.031	0.978	0.806	0.806	688291	------	---	---	---	---	1.031	--	0	-----
MS1BEL12	2	3.102	3.567	1.031	0.945	0.806	0.806	341346	------	---	---	---	---	1.031	--	0	-----
MS1BSP21 US	52	2.704	3.110	1.031	0.956	0.806	0.806	422431	------	---	---	---	---	1.031	--	0	-----
MS1BSP21 DS	52	2.704	3.110	1.031	0.956	0.806	0.806	422431	------	---	---	---	---	1.031	--	0	-----
MS1BEL13	1	2.677	3.079	1.031	0.957	0.806	0.806	428784	------	---	---	---	---	1.031	--	0	-----
MS1BSP22 US	51	2.380	2.737	1.031	0.965	0.806	0.806	508685	------	---	---	---	---	1.031	--	0	-----
MS1BSP22 DS	51	2.380	2.737	1.031	0.965	0.806	0.806	508685	------	---	---	---	---	1.031	--	0	-----
MS1BEL14	1	2.677	3.079	1.031	0.957	0.806	0.806	428784	------	---	---	---	---	1.031	--	0	-----

MS1BSP23 US	51	2.380	2.737	1.031	0.965	0.806	0.806	508685	------	---	---	---	---	1.031	--	0	-----
MS1BSP23 DS	51	2.380	2.737	1.031	0.965	0.806	0.806	508685	------	---	---	---	---	1.031	--	0	-----
INLET HP TUBB	30	4.327	4.976	1.031	0.912	0.806	0.806	185233	------	---	---	---	---	1.031	--	0	-----

***Grouped by Line: 078-18"-MS-01C. No Sorting.

MS1CSP11 US	58	2.177	2.504	0.938	0.878	0.726	0.726	532305	------	---	---	---	---	0.938	--	0	-----
MS1CSP11 DS	58	2.177	2.504	0.938	0.878	0.726	0.726	532305	------	---	---	---	---	0.938	--	0	-----
MS1CEL07	3	4.555	5.238	0.938	0.812	0.726	0.726	144749	------	---	---	---	---	0.938	--	0	-----
MS1CSP12 US	52	3.092	3.556	0.938	0.853	0.726	0.726	312606	------	---	---	---	---	0.938	--	0	-----
MS1CSP12 DS	52	3.092	3.556	0.938	0.853	0.726	0.726	312606	------	---	---	---	---	0.938	--	0	-----
MS1CEL08	3	4.555	5.238	0.938	0.812	0.726	0.726	144749	------	---	---	---	---	0.938	--	0	-----
MS1CSP13	52	3.092	3.556	0.938	0.853	0.726	0.726	312606	------	---	---	---	---	0.938	--	0	-----

***Grouped by Line: 078-18"-MS-07C. No Sorting.

AX NOZZLE NOC	51	7.421	8.534	0.938	0.733	0.726	0.726	7710	------	---	---	---	---	0.938	--	0	-----
MS7CSP01	61	5.343	6.144	0.938	0.791	0.726	0.726	92438	------	---	---	---	---	0.938	--	0	-----
MS7CEL01	3	4.442	5.109	0.938	0.815	0.726	0.726	153769	------	---	---	---	---	0.938	--	0	-----
MS7CSP02	53	3.710	4.267	0.938	0.836	0.726	0.726	225517	------	---	---	---	---	0.938	--	0	-----
MS7CEL02	1	4.188	4.817	0.938	0.822	0.726	0.726	175822	------	---	---	---	---	0.938	--	0	-----
MS7CSP03	51	2.721	3.129	0.938	0.863	0.726	0.726	383883	------	---	---	---	---	0.938	--	0	-----
MS7CSP04	9	1.432	1.647	0.938	0.899	0.726	0.726	918655	------	---	---	---	---	0.938	--	0	-----
MS7CEL03	3	4.555	5.238	0.938	0.812	0.726	0.726	144749	------	---	---	---	---	0.938	--	0	-----
MS7CSP05 US	52	3.092	3.556	0.938	0.853	0.726	0.726	312606	------	---	---	---	---	0.938	--	0	-----
MS7CSP05 DS	52	3.092	3.556	0.938	0.853	0.726	0.726	312606	------	---	---	---	---	0.938	--	0	-----
MS7CEL04	3	4.555	5.238	0.938	0.812	0.726	0.726	144749	------	---	---	---	---	0.938	--	0	-----
MS7CSP06	52	3.092	3.556	0.938	0.853	0.726	0.726	312606	------	---	---	---	---	0.938	--	0	-----
MS7CFM01	6	0.031	0.036	0.938	0.937	0.814	0.814	30037228	------	---	---	---	---	0.938	--	0	-----
MS7CSP07	56	2.139	2.460	0.938	0.879	0.726	0.726	545399	------	---	---	---	---	0.938	--	0	-----
MS7CEL05	4	4.555	5.238	0.938	0.812	0.726	0.726	144749	------	---	---	---	---	0.938	--	0	-----
MS7CSP08 US	54	4.749	5.462	0.938	0.807	0.726	0.726	130227	------	---	---	---	---	0.938	--	0	-----
MS7CSP08 DS	54	4.749	5.462	0.938	0.807	0.726	0.726	130227	------	---	---	---	---	0.938	--	0	-----
MS7CEL06	1	3.901	4.486	0.938	0.830	0.726	0.726	204277	------	---	---	---	---	0.938	--	0	-----
MS7CSP09	51	2.721	3.129	0.938	0.863	0.726	0.726	383883	------	---	---	---	---	0.938	--	0	-----
MS7CVA01	22	5.443	6.259	0.938	0.788	0.776	0.776	16821	------	---	---	---	---	0.938	--	0	-----
MS7CSP10 US	58	2.177	2.504	0.938	0.878	0.726	0.726	532305	------	---	---	---	---	0.938	--	0	-----
MS7CSP10 DS	58	2.177	2.504	0.938	0.878	0.726	0.726	532305	------	---	---	---	---	0.938	--	0	-----
MS7CVA02	22	5.443	6.259	0.938	0.788	0.776	0.776	16821	------	---	---	---	---	0.938	--	0	-----

***Grouped by Line: 078-18"-MS-01C. No Sorting.

MS1CSP14	52	3.092	3.556	0.938	0.853	0.726	0.726	312606	------	---	---	---	---	0.938	--	0	-----
MS1CEL09	3	3.547	4.079	0.938	0.840	0.726	0.726	245599	------	---	---	---	---	0.938	--	0	-----
MS1CSP15	52	3.092	3.556	0.938	0.853	0.726	0.726	312606	------	---	---	---	---	0.938	--	0	-----
MS1CSP16	9	1.432	1.647	0.938	0.899	0.726	0.726	918655	------	---	---	---	---	0.938	--	0	-----
MS1CEL10	3	3.547	4.079	0.938	0.840	0.726	0.726	245599	------	---	---	---	---	0.938	--	0	-----
MS1CSP17	52	3.092	3.556	0.938	0.853	0.726	0.726	312606	------	---	---	---	---	0.938	--	0	-----
MS1CSP18	9	1.432	1.647	0.938	0.899	0.726	0.726	918655	------	---	---	---	---	0.938	--	0	-----
MS1CEL11	3	3.547	4.079	0.938	0.840	0.726	0.726	245599	------	---	---	---	---	0.938	--	0	-----
MS1CSP19 US	52	3.092	3.556	0.938	0.853	0.726	0.726	312606	------	---	---	---	---	0.938	--	0	-----
MS1CSP19 DS	52	3.092	3.556	0.938	0.853	0.726	0.726	312606	------	---	---	---	---	0.938	--	0	-----
MS1CTE01(U/S)	15	3.711	4.267	0.938	0.836	0.726	0.726	225488	------	---	---	---	---	0.938	--	0	-----
MS1CTE01(D/S)	15	3.266	3.756	0.938	0.848	0.726	0.726	284860	------	---	---	---	---	0.938	--	0	-----
MS1CSP19A	65	3.661	4.310	0.938	0.837	0.726	0.726	231432	------	---	---	---	---	0.938	--	0	-----
MS1CVA03	20	3.712	4.269	0.938	0.836	0.776	0.776	122646	------	---	---	---	---	0.938	--	0	-----
MS1CVA04	22	4.759	5.474	1.031	0.900	0.862	0.862	60263	------	---	---	---	---	1.031	--	0	-----
MS1CSP20	56	1.904	2.190	1.031	0.978	0.806	0.806	688291	------	---	---	---	---	1.031	--	0	-----
MS1CEL12	3	3.102	3.567	1.031	0.945	0.806	0.806	341346	------	---	---	---	---	1.031	--	0	-----
MS1CSP21 US	52	2.704	3.110	1.031	0.956	0.806	0.806	422431	------	---	---	---	---	1.031	--	0	-----
MS1CSP21 DS	52	2.704	3.110	1.031	0.956	0.806	0.806	422431	------	---	---	---	---	1.031	--	0	-----
MS1BEL13	1	2.677	3.079	1.031	0.957	0.806	0.806	428784	------	---	---	---	---	1.031	--	0	-----
MS1CSP22 US	51	2.380	2.737	1.031	0.965	0.806	0.806	508685	------	---	---	---	---	1.031	--	0	-----
MS1CSP22 DS	51	2.380	2.737	1.031	0.965	0.806	0.806	508685	------	---	---	---	---	1.031	--	0	-----
MS1CEL14	1	2.677	3.079	1.031	0.957	0.806	0.806	428784	------	---	---	---	---	1.031	--	0	-----
MS1CSP23 US	51	2.380	2.737	1.031	0.965	0.806	0.806	508685	------	---	---	---	---	1.031	--	0	-----
MS1CSP23 DS	51	2.380	2.737	1.031	0.965	0.806	0.806	508685	------	---	---	---	---	1.031	--	0	-----
INLET HP TUPB	30	4.327	4.976	1.031	0.912	0.806	0.806	185233	------	---	---	---	---	1.031	--	0	-----

***Grouped by Line: 060-18"-MS-01D. No Sorting.

MS1DSP12 US	58	2.177	2.504	0.938	0.878	0.726	0.726	532305	------	---	---	---	---	0.938	--	0	-----
MS1DSP12 DS	58	2.177	2.504	0.938	0.845	0.726	0.726	------	416019	56.8	18.0	56.8	18.0	0.848	MT	230115	230118

MS1DEL07	2	4.555	5.238	0.938	0.867	0.726	0.726	------	403549	118.8	101.0	118.8	101.0	0.974	MT	240118	230118
MS1DSP13 US	52	3.092	3.556	0.938	0.853	0.726	0.726	312606	------	---	---	---	---	0.938	--	0	-----
MS1DSP13 LS	52	3.092	3.556	0.938	0.853	0.726	0.726	312606	------	---	---	---	---	0.938	--	0	-----
MS1DEL08	2	4.555	5.238	0.938	0.812	0.726	0.726	144749	------	---	---	---	---	0.938	--	0	-----
MS1DSP14 US	52	3.092	3.556	0.938	0.853	0.726	0.726	312606	------	---	---	---	---	0.938	--	0	-----

---Grouped by Line: 080-18"-MS-07D, No Sorting.

RX NOZZLE NSP	38	7.421	8.534	0.938	0.733	0.726	0.726	7710	------	---	---	---	---	0.938	--	0	-----
MS7DSP01	61	5.343	6.144	0.938	0.791	0.726	0.726	92438	------	---	---	---	---	0.938	--	0	-----
MS7DEL01	3	4.442	5.109	0.938	0.815	0.726	0.726	153769	------	---	---	---	---	0.938	--	0	-----
MS7DSP02	53	3.710	4.267	0.938	0.836	0.726	0.726	225517	------	---	---	---	---	0.938	--	0	-----
MS7DEL02	1	4.188	4.817	0.938	0.822	0.726	0.726	175822	------	---	---	---	---	0.938	--	0	-----
MS7DSP03	51	2.721	3.129	0.938	0.863	0.726	0.726	383883	------	---	---	---	---	0.938	--	0	-----
MS7DSP04	9	1.432	1.647	0.938	0.899	0.726	0.726	918655	------	---	---	---	---	0.938	--	0	-----
MS7DEL03	1	3.901	4.486	0.938	0.830	0.726	0.726	204277	------	---	---	---	---	0.938	--	0	-----
MS7DSP05 US	51	2.721	3.129	0.938	0.863	0.726	0.726	383883	------	---	---	---	---	0.938	--	0	-----
MS7DSP05 DS	51	2.721	3.129	0.938	0.863	0.726	0.726	383883	------	---	---	---	---	0.938	--	0	-----
MS7DEL04	2	4.555	5.238	0.938	0.812	0.726	0.726	144749	------	---	---	---	---	0.938	--	0	-----
MS7DSP06	52	3.092	3.556	0.938	0.853	0.726	0.726	312606	------	---	---	---	---	0.938	--	0	-----
MS7DSP07	9	1.432	1.647	0.938	0.899	0.726	0.726	918655	------	---	---	---	---	0.938	--	0	-----
MS7DEL05	2	4.555	5.238	0.938	0.812	0.726	0.726	144749	------	---	---	---	---	0.938	--	0	-----
MS7DSP08	52	3.092	3.556	0.938	0.853	0.726	0.726	312606	------	---	---	---	---	0.938	--	0	-----
MS7DFB01	6	0.031	0.036	0.938	0.937	0.814	0.814	30037228	------	---	---	---	---	0.938	--	0	-----
MS7DSP09	56	2.139	2.460	0.938	0.879	0.726	0.726	545399	------	---	---	---	---	0.938	--	0	-----
MS7DEL06	4	4.555	5.238	0.938	0.812	0.726	0.726	144749	------	---	---	---	---	0.938	--	0	-----
MS7DSP10	54	4.749	5.462	0.938	0.807	0.726	0.726	130227	------	---	---	---	---	0.938	--	0	-----
MS7DVA01	22	5.443	6.259	0.938	0.788	0.776	0.776	16821	------	---	---	---	---	0.938	--	0	-----
MS7DSP11 US	58	2.177	2.504	0.938	0.878	0.726	0.726	532305	------	---	---	---	---	0.938	--	0	-----
MS7DSP11 DS	58	2.177	2.504	0.938	0.878	0.726	0.726	532305	------	---	---	---	---	0.938	--	0	-----
MS7DVA02	22	5.443	6.259	0.938	0.788	0.776	0.776	16821	------	---	---	---	---	0.938	--	0	-----

---Grouped by Line: 081-18"-MS-01D, No Sorting.

MS1DSP14 LS	52	3.092	3.556	0.938	0.853	0.726	0.726	312606	------	---	---	---	---	0.938	--	0	-----
MS1DEL09	2	3.547	4.079	0.938	0.840	0.726	0.726	245599	------	---	---	---	---	0.938	--	0	-----
MS1DSP15	52	3.092	3.556	0.938	0.853	0.726	0.726	312606	------	---	---	---	---	0.938	--	0	-----
MS1DSP16	9	1.432	1.647	0.938	0.899	0.726	0.726	918655	------	---	---	---	---	0.938	--	0	-----
MS1DEL10	2	3.547	4.079	0.938	0.840	0.726	0.726	245599	------	---	---	---	---	0.938	--	0	-----
MS1DSP17	52	3.092	3.556	0.938	0.853	0.726	0.726	312606	------	---	---	---	---	0.938	--	0	-----
MS1DSP18	9	1.432	1.647	0.938	0.899	0.726	0.726	918655	------	---	---	---	---	0.938	--	0	-----
MS1DEL11	2	3.547	4.079	0.938	0.840	0.726	0.726	245599	------	---	---	---	---	0.938	--	0	-----
MS1DSP19 US	52	3.092	3.556	0.938	0.853	0.726	0.726	312606	------	---	---	---	---	0.938	--	0	-----
MS1DSP19 LS	52	3.092	3.556	0.938	0.853	0.726	0.726	312606	------	---	---	---	---	0.938	--	0	-----
MS1DFB01(U/S)	15	3.711	4.267	0.938	0.836	0.726	0.726	225488	------	---	---	---	---	0.938	--	0	-----
MS1DTB01(D/S)	14	3.266	3.756	0.938	0.848	0.726	0.726	284860	------	---	---	---	---	0.938	--	0	-----
MS1DSP20A	65	3.661	4.210	0.938	0.837	0.726	0.726	231432	------	---	---	---	---	0.938	--	0	-----
MS1DVA03	20	3.712	4.269	0.938	0.836	0.776	0.776	122646	------	---	---	---	---	0.938	--	0	-----
MS1DVA04	22	4.759	5.474	1.031	0.900	0.862	0.862	60263	------	---	---	---	---	1.031	--	0	-----
MS1DSP20	58	1.904	2.190	1.031	0.978	0.806	0.806	688291	------	---	---	---	---	1.031	--	0	-----
MS1DEL12	2	3.102	3.567	1.031	0.945	0.806	0.806	341346	------	---	---	---	---	1.031	--	0	-----
MS1DSP21 US	52	2.704	3.110	1.031	0.956	0.806	0.806	422431	------	---	---	---	---	1.031	--	0	-----
MS1DSP21 DS	52	2.704	3.110	1.031	0.956	0.806	0.806	422431	------	---	---	---	---	1.031	--	0	-----
MS1DEL13	1	2.677	3.079	1.031	0.957	0.806	0.806	428784	------	---	---	---	---	1.031	--	0	-----
MS1DSP22 US	51	2.380	2.737	1.031	0.965	0.806	0.806	508685	------	---	---	---	---	1.031	--	0	-----
MS1DSP22 DS	51	2.380	2.737	1.031	0.965	0.806	0.806	508685	------	---	---	---	---	1.031	--	0	-----
MS1DEL14	1	2.677	3.079	1.031	0.957	0.806	0.806	428784	------	---	---	---	---	1.031	--	0	-----
MS1DSP23 US	51	2.380	2.737	1.031	0.965	0.806	0.806	508685	------	---	---	---	---	1.031	--	0	-----
MS1DSP23 DS	51	2.380	2.737	1.031	0.965	0.806	0.806	508685	------	---	---	---	---	1.031	--	0	-----
MS1DEL15	2	3.983	4.581	1.031	0.921	0.806	0.806	219306	------	---	---	---	---	1.031	--	0	-----
INLET BP TURB	30	4.327	4.976	1.031	0.912	0.806	0.806	185233	------	---	---	---	---	1.031	--	0	-----

Notes:
(1) Predictions are based on last Tmeas to analysis ending period.
(2) Predictions are for the time of last inspection (last known meas. wear).
(3) GM = Tmeas is minimum thickness from Band, Blanket or Area Method of greatest wear.
MT = Tmeas is component minimum thickness.
PW = Tmeas is Tinit - predicted wear.
US = Tmeas is user specified.
(4) If no Tmeas has been determined from measured data, then Tmeas = Tinit and Time = current component installation time.
Tmeas is used to determine Predicted Thickness and Component Predicted Time to Tcrit.

Cumulative % of Comp. Time to Tcrit

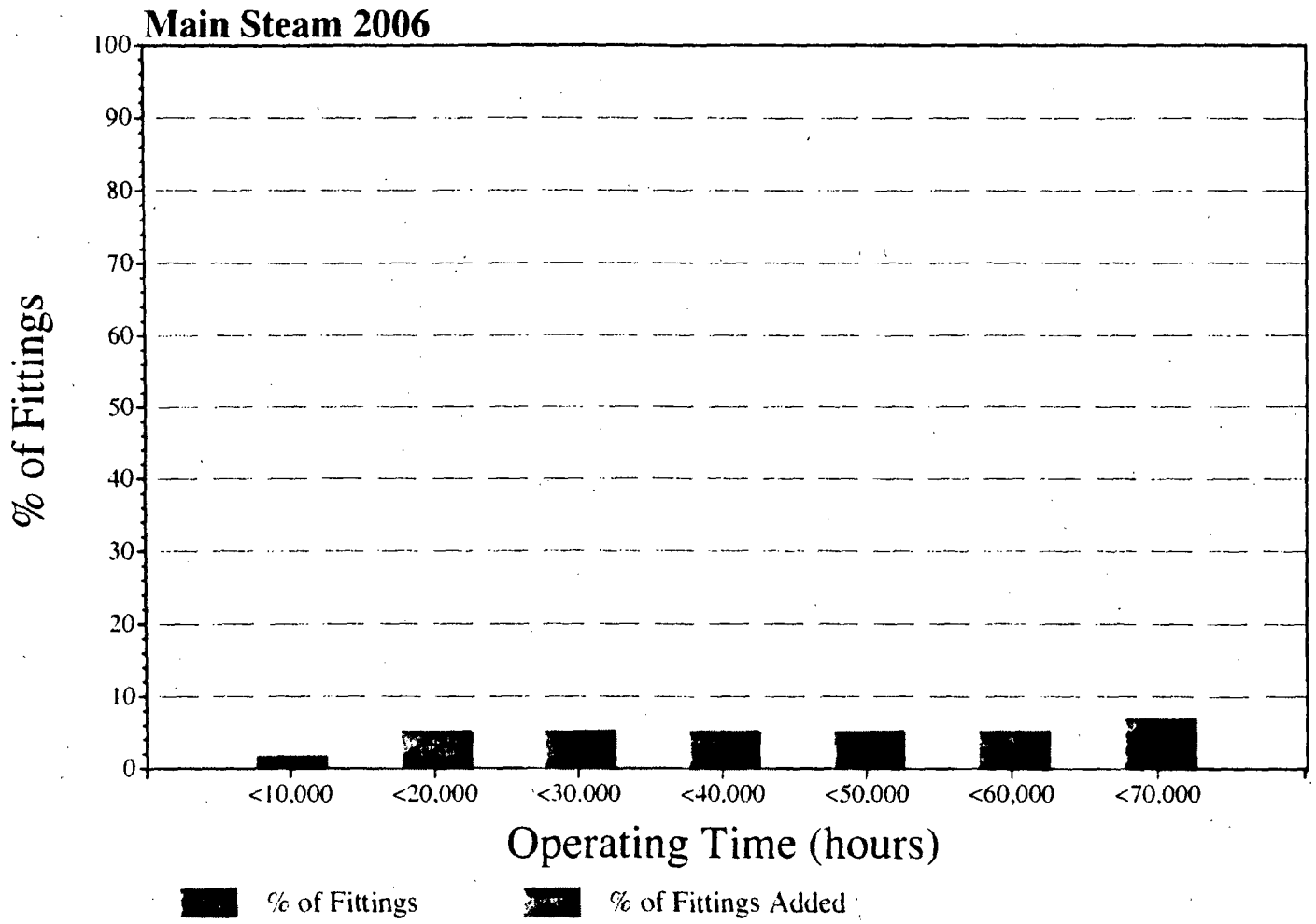

Tpred/Tcrit Ratio Plot

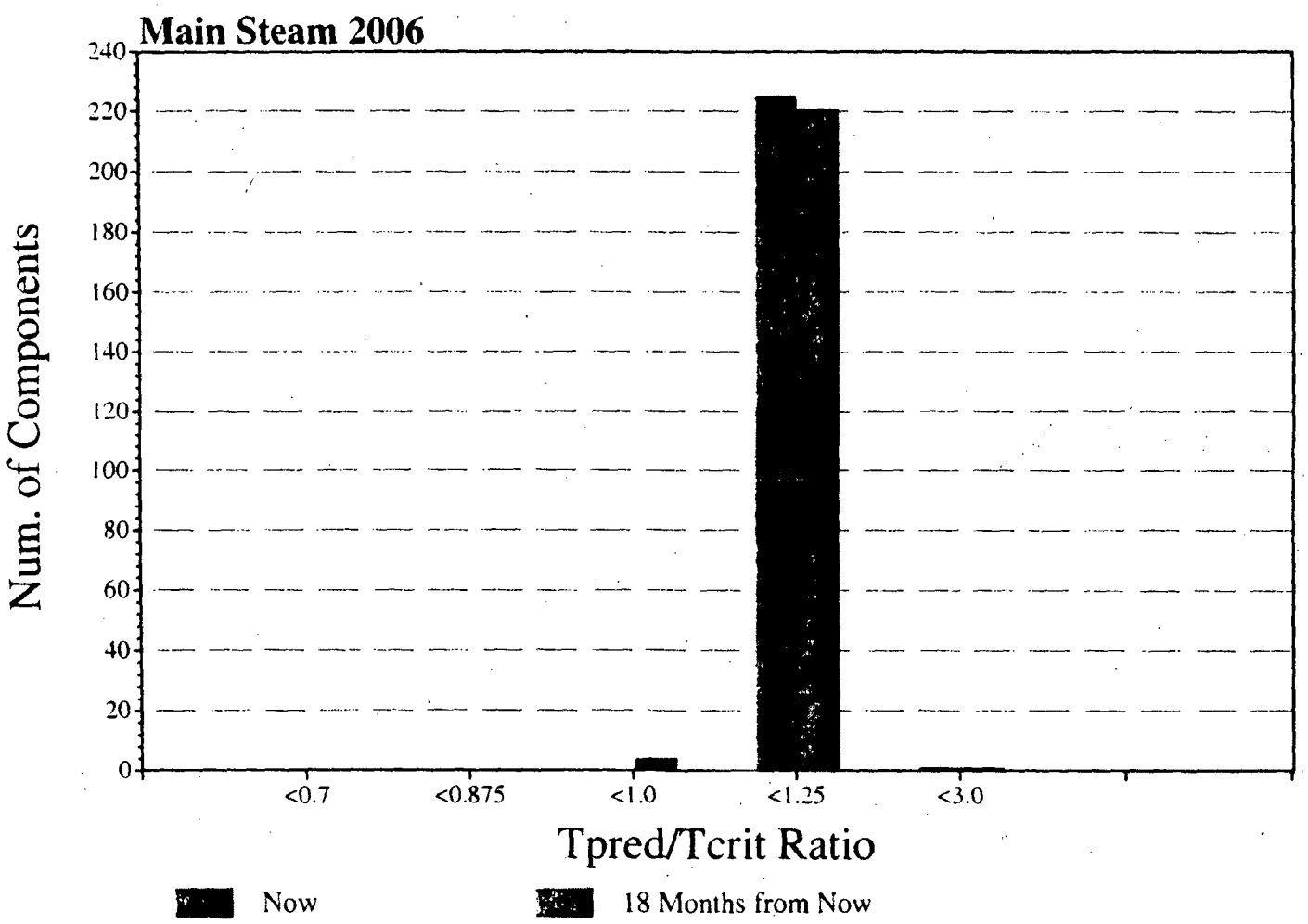

Company: Vermont Yankee Nuclear Power Corporation Report Date: 13-SEP-2006 Time: 16:15:16
Plant: Vermont Yankee Analysis Date: 13-SEP-2006 Time: 15:51:16
Unit: CHECWORKS FAC Version 1.0F (Build 52)
DB Name: VY

****
*** Wear Rate Analysis: Combined Summary Report ***
****

Run Name: Main Steam 2006
Ending Period: CYCLE 25
Total Plant Operating Hours: 241618 Duty Factor (Global): 1.000
WRA Data Option: Ignore NFA Exclude Measure Wear: No
Line Correction Factor: 23.841

Component Name	Geom. Code	Average Wear Rate (mils/year)	Current Wear Rate (mils/year)	Thickness (in) Init.	Prd.[1]	Thoop	Tcrit	Component Predic Time to Tcrit (h: Non-Insp.	I:
===>Grouped by Line: 074-18"-MS-01A, No Sorting.									
MS1ASP12 US	58	2.177	2.504	0.938	0.878	0.726	0.726	532305	-
MS1ASP12 DS	58	2.177	2.504	0.938	0.878	0.726	0.726	532305	-
MS1AEL07	2	4.555	5.238	0.938	0.812	0.726	0.726	144749	-
MS1ASP13 US	52	3.092	3.556	0.938	0.853	0.726	0.726	312606	-
MS1ASP13 DS	52	3.092	3.556	0.938	0.853	0.726	0.726	312606	-
MS1AEL08	2	4.555	5.238	0.938	0.812	0.726	0.726	144749	-
MS1ASP14 US	52	3.092	3.556	0.938	0.853	0.726	0.726	312606	-
===>Grouped by Line: 074-18"-MS-07A, No Sorting.									
RX NOZZLE N3A	31	7.421	8.534	0.938	0.733	0.726	0.726	7710	-
MS7ASP01	61	5.343	6.144	0.938	0.791	0.726	0.726	92438	-
MS7AEL01	3	4.442	5.109	0.938	0.815	0.726	0.726	153769	-
MS7ASP02	53	3.710	4.267	0.938	0.836	0.726	0.726	225517	-
MS7AEL02	1	4.188	4.817	0.938	0.822	0.726	0.726	175822	-
MS7ASP03	51	2.721	3.129	0.938	0.863	0.726	0.726	383883	-
MS7ASP04	9	1.432	1.647	0.938	0.899	0.726	0.726	918655	-
MS7AEL03	1	3.901	4.486	0.938	0.830	0.726	0.726	204277	-
MS7ASP05 US	51	2.721	3.129	0.938	0.863	0.726	0.726	383883	-
MS7ASP05 DS	51	2.721	3.129	0.938	0.863	0.726	0.726	383883	-
MS7AEL04	2	4.555	5.238	0.938	0.812	0.726	0.726	144749	-
MS7ASP06	52	3.092	3.556	0.938	0.853	0.726	0.726	312606	-
MS7ASP07	9	1.432	1.647	0.938	0.899	0.726	0.726	918655	-
MS7AEL05	2	4.555	5.238	0.938	0.812	0.726	0.726	144749	-
MS7ASP08	52	3.092	3.556	0.938	0.853	0.726	0.726	312606	-
MS7AFE01	6	0.031	0.036	0.938	0.937	0.814	0.814	30037228	-
MS7ASP09	56	2.139	2.460	0.938	0.859	0.726	0.726	------	4
MS7AEL06	4	4.555	5.238	0.938	0.898	0.726	0.726	------	2
MS7ASP10	54	4.749	5.462	0.938	0.807	0.726	0.726	130227	-
MS7AVA01	22	5.443	6.259	0.938	0.788	0.776	0.776	16821	-
MS7ASP11 US	58	2.177	2.504	0.938	0.878	0.726	0.726	532305	-
MS7ASP11 DS	58	2.177	2.504	0.938	0.878	0.726	0.726	532305	-
MS7AVA02	22	5.443	6.259	0.938	0.788	0.776	0.776	16821	-
===>Grouped by Line: 075-18"-MS-01A, No Sorting.									
MS1ASP14 DS	52	3.092	3.556	0.938	0.853	0.726	0.726	312606	-
MS1AEL09	2	3.547	4.079	0.938	0.840	0.726	0.726	245599	-
MS1ASP15	52	3.092	3.556	0.938	0.853	0.726	0.726	312606	-
MS1ASP16	9	1.432	1.647	0.938	0.899	0.726	0.726	918655	-
MS1AEL10	2	3.547	4.079	0.938	0.840	0.726	0.726	245599	-
MS1ASP17	52	3.092	3.556	0.938	0.853	0.726	0.726	312606	-
MS1ASP18	9	1.432	1.647	0.938	0.899	0.726	0.726	918655	-
MS1AEL11	2	3.547	4.079	0.938	0.840	0.726	0.726	245599	-
MS1ASP19 US	52	3.092	3.556	0.938	0.853	0.726	0.726	312606	-
MS1ASP19 DS	52	3.092	3.556	0.938	0.853	0.726	0.726	312606	-
MS1ATE01(U/S)	15	3.711	4.267	0.938	0.836	0.726	0.726	225488	-
MS1ATE01(D/S)	15	3.266	3.756	0.938	0.848	0.726	0.726	284860	-
MS1ASP19A	65	3.661	4.210	0.938	0.837	0.726	0.726	231432	-
MS1AVA03	20	3.712	4.269	0.938	0.836	0.776	0.776	122646	-
MS1AVA04	22	4.759	5.474	1.031	0.900	0.862	0.862	60263	-
MS1ASP20	58	1.904	2.190	1.031	0.978	0.806	0.806	688291	-
MS1AEL12	2	3.102	3.567	1.031	0.945	0.806	0.806	341316	-
MS1ASP21 US	52	2.704	3.110	1.031	0.956	0.806	0.806	422431	-
MS1ASP21 DS	52	2.704	3.110	1.031	0.956	0.806	0.806	422431	-
MS1AEL13	1	2.677	3.079	1.031	0.957	0.806	0.806	428784	-
MS1ASP22 US	51	2.380	2.737	1.031	0.965	0.806	0.806	508685	-
MS1ASP22 DS	51	2.380	2.737	1.031	0.965	0.806	0.806	508685	-
MS1AEL14	1	2.677	3.079	1.031	0.957	0.806	0.806	428784	-
MS1ASP23 US	51	2.380	2.737	1.031	0.965	0.806	0.806	508685	-
MS1ASP23 DS	9	1.174	1.351	1.031	0.999	0.806	0.806	1246356	-
MS1AEL15	2	3.983	4.581	1.031	0.921	0.806	0.806	219306	-
INLET HP TURB	30	4.327	4.976	1.031	0.912	0.806	0.806	185233	-
===>Grouped by Line: 076-18"-MS-01A, No Sorting.									

MS1BSP11 US	58	2.177	2.504	0.938	0.878	0.726	0.726	532305	-
MS1BSP11 DS	58	2.177	2.504	0.938	0.878	0.726	0.726	532305	-
MS1BEL07	2	4.555	5.238	0.938	0.812	0.726	0.726	144749	-
MS1BSP12 US	52	3.092	3.556	0.938	0.853	0.726	0.726	312606	-
MS1BSP12 DS	52	3.092	3.556	0.938	0.853	0.726	0.726	312606	-
MS1BEL08	2	4.555	5.238	0.938	0.812	0.726	0.726	144749	-
MS1BSP13	52	3.092	3.556	0.938	0.853	0.726	0.726	312606	-

====>Grouped by Line: 076-18"-MS-07B, No Sorting.

RX NOZZLE N3B	31	7.421	8.534	0.938	0.733	0.726	0.726	7710	-
MS7BSP01	61	5.343	6.144	0.938	0.791	0.726	0.726	92438	-
MS7BEL01	3	4.442	5.109	0.938	0.815	0.726	0.726	153769	-
MS7BSP02	53	3.710	4.267	0.938	0.836	0.726	0.726	225517	-
MS7BEL02	1	4.188	4.817	0.938	0.822	0.726	0.726	175822	-
MS7BSP03	51	2.721	3.129	0.938	0.863	0.726	0.726	383883	-
MS7BSP04	9	1.432	1.647	0.938	0.899	0.726	0.726	918655	-
MS7BEL03	2	4.555	5.238	0.938	0.812	0.726	0.726	144749	-
MS7BSP05 US	52	3.092	3.556	0.938	0.853	0.726	0.726	312606	-
MS7BSP05 DS	52	3.092	3.556	0.938	0.853	0.726	0.726	312606	-
MS7BEL04	2	4.555	5.238	0.938	0.812	0.726	0.726	144749	-
MS7BSP06	52	3.092	3.556	0.938	0.853	0.726	0.726	312606	-
MS7BFE01	6	0.031	0.036	0.938	0.937	0.814	0.814	30037228	-
MS7BSP07	56	2.139	2.460	0.938	0.879	0.726	0.726	545399	-
MS7BEL05	4	4.555	5.238	0.938	0.812	0.726	0.726	144749	-
MS7BSP08 US	54	4.749	5.462	0.938	0.807	0.726	0.726	130227	-
MS7BSP08 DS	54	4.749	5.462	0.938	0.807	0.726	0.726	130227	-
MS7BEL06	1	3.901	4.486	0.938	0.830	0.726	0.726	204277	-
MS7BSP09	51	2.721	3.129	0.938	0.863	0.726	0.726	383883	-
MS7BVA01	22	5.443	6.259	0.938	0.788	0.776	0.776	16821	-
MS7BSP10 US	58	2.177	2.504	0.938	0.878	0.726	0.726	532305	-
MS7BSP10 DS	58	2.177	2.504	0.938	0.878	0.726	0.726	532305	-
MS7BVA02	22	5.443	6.259	0.938	0.788	0.776	0.776	16821	-

====>Grouped by Line: 077-18"-MS-01B, No Sorting.

MS1BSP14	52	3.092	3.556	0.938	0.853	0.726	0.726	312606	-
MS1BEL09	2	3.547	4.079	0.938	0.840	0.726	0.726	245599	-
MS1BSP15	52	3.092	3.556	0.938	0.853	0.726	0.726	312606	-
MS1BSP16	9	1.432	1.647	0.938	0.899	0.726	0.726	918655	-
MS1BEL10	2	3.547	4.079	0.938	0.840	0.726	0.726	245599	-
MS1BSP17	52	3.092	3.556	0.938	0.853	0.726	0.726	312606	-
MS1BSP18	9	1.432	1.647	0.938	0.899	0.726	0.726	918655	-
MS1BEL11	2	3.547	4.079	0.938	0.840	0.726	0.726	245599	-
MS1BSP19 US	52	3.092	3.556	0.938	0.853	0.726	0.726	312606	-
MS1BSP19 DS	52	3.092	3.556	0.938	0.853	0.726	0.726	312606	-
MS1BTE01(U/S)	15	3.711	4.267	0.938	0.836	0.726	0.726	225488	-
MS1BTE01(D/S)	15	3.266	3.756	0.938	0.848	0.726	0.726	284860	-
MS1BSP19A	65	3.661	4.210	0.938	0.837	0.726	0.726	231432	-
MS1BVA03	20	3.712	4.269	0.938	0.836	0.776	0.776	122646	-
MS1BVA04	22	4.759	5.474	1.031	0.900	0.862	0.862	60263	-
MS1BSP20	58	1.904	2.190	1.031	0.978	0.806	0.806	688291	-
MS1BEL12	2	3.102	3.567	1.031	0.945	0.806	0.806	341346	-
MS1BSP21 US	52	2.704	3.110	1.031	0.956	0.806	0.806	422431	-
MS1BSP21 DS	52	2.704	3.110	1.031	0.956	0.806	0.806	422431	-
MS1BEL13	1	2.677	3.079	1.031	0.957	0.806	0.806	428784	-
MS1BSP22 US	51	2.380	2.737	1.031	0.965	0.806	0.806	508685	-
MS1BSP22 DS	51	2.380	2.737	1.031	0.965	0.806	0.806	508685	-
MS1BEL14	1	2.677	3.079	1.031	0.957	0.806	0.806	428784	-
MS1BSP23 US	51	2.380	2.737	1.031	0.965	0.806	0.806	508685	-
MS1BSP23 DS	51	2.380	2.737	1.031	0.965	0.806	0.806	508685	-
INLET HP TURB	30	4.327	4.976	1.031	0.912	0.806	0.806	185233	-

====>Grouped by Line: 078-18"-MS-01C, No Sorting.

MS1CSP11 US	58	2.177	2.504	0.938	0.878	0.726	0.726	532305	-
MS1CSP11 DS	58	2.177	2.504	0.938	0.878	0.726	0.726	532305	-
MS1CEL07	2	4.555	5.238	0.938	0.812	0.726	0.726	144749	-
MS1CSP12 US	52	3.092	3.556	0.938	0.853	0.726	0.726	312606	-
MS1CSP12 DS	52	3.092	3.556	0.938	0.853	0.726	0.726	312606	-
MS1CEL08	2	4.555	5.238	0.938	0.812	0.726	0.726	144749	-
MS1CSP13	52	3.092	3.556	0.938	0.853	0.726	0.726	312606	-

====>Grouped by Line: 078-18"-MS-07C, No Sorting.

RX NOZZLE N3C	31	7.421	8.534	0.938	0.733	0.726	0.726	7710	-
MS7CSP01	61	5.343	6.144	0.938	0.791	0.726	0.726	92438	-
MS7CEL01	3	4.442	5.109	0.938	0.815	0.726	0.726	153769	-
MS7CSP02	53	3.710	4.267	0.938	0.836	0.726	0.726	225517	-
MS7CEL02	1	4.188	4.817	0.938	0.822	0.726	0.726	175822	-
MS7CSP03	51	2.721	3.129	0.938	0.863	0.726	0.726	383883	-
MS7CSP04	9	1.432	1.647	0.938	0.899	0.726	0.726	918655	-
MS7CEL03	2	4.555	5.238	0.938	0.812	0.726	0.726	144749	-
MS7CSP05 US	52	3.092	3.556	0.938	0.853	0.726	0.726	312606	-
MS7CSP05 DS	52	3.092	3.556	0.938	0.853	0.726	0.726	312606	

MS7CEL04	2	4.555	5.238	0.938	0.812	0.726	0.726	144749	-
MS7CSP06	52	3.092	3.556	0.938	0.853	0.726	0.726	312606	-
MS7CFE01	6	0.031	0.036	0.938	0.937	0.814	0.814	30037228	-
MS7CSP07	56	2.139	2.460	0.938	0.879	0.726	0.726	545399	-
MS7CEL05	4	4.555	5.238	0.938	0.812	0.726	0.726	144749	-
MS7CSP08 US	54	4.749	5.462	0.938	0.807	0.726	0.726	130227	-
MS7CSP08 DS	54	4.749	5.462	0.938	0.807	0.726	0.726	130227	-
MS7CEL06	1	3.901	4.486	0.938	0.830	0.726	0.726	204277	-
MS7CSP09	51	2.721	3.129	0.938	0.863	0.726	0.726	383883	-
MS7CVA01	22	5.443	6.259	0.938	0.788	0.776	0.776	16821	-
MS7CSP10 US	58	2.177	2.504	0.938	0.878	0.726	0.726	532305	-
MS7CSP10 DS	58	2.177	2.504	0.938	0.878	0.726	0.726	532305	-
MS7CVA02	22	5.443	6.259	0.938	0.788	0.776	0.776	16821	-

===>Grouped by Line: 079-18"-MS-01C, No Sorting.

MS1CSP14	52	3.092	3.556	0.938	0.853	0.726	0.726	312606	-
MS1CEL09	2	3.547	4.079	0.938	0.840	0.726	0.726	245599	-
MS1CSP15	52	3.092	3.556	0.938	0.853	0.726	0.726	312606	-
MS1CSP16	9	1.432	1.647	0.938	0.899	0.726	0.726	918655	-
MS1CEL10	2	3.547	4.079	0.938	0.840	0.726	0.726	245599	-
MS1CSP17	52	3.092	3.556	0.938	0.853	0.726	0.726	312606	-
MS1CSP18	9	1.432	1.647	0.938	0.899	0.726	0.726	918655	-
MS1CEL11	2	3.547	4.079	0.938	0.840	0.726	0.726	245599	-
MS1CSP19 US	52	3.092	3.556	0.938	0.853	0.726	0.726	312606	-
MS1CSP19 DS	52	3.092	3.556	0.938	0.853	0.726	0.726	312606	-
MS1CTE01(U/S)	15	3.711	4.267	0.938	0.836	0.726	0.726	225488	-
MS1CTE01(D/S)	15	3.266	3.756	0.938	0.848	0.726	0.726	284860	-
MS1CSP19A	65	3.661	4.210	0.938	0.837	0.726	0.726	231432	-
MS1CVA03	20	3.712	4.269	0.938	0.836	0.776	0.776	122646	-
MS1CVA04	22	4.759	5.474	1.031	0.900	0.862	0.862	60263	-
MS1CSP20	58	1.904	2.190	1.031	0.978	0.806	0.806	688291	-
MS1CEL12	2	3.102	3.567	1.031	0.945	0.806	0.806	341346	-
MS1CSP21 US	52	2.704	3.110	1.031	0.956	0.806	0.806	422431	-
MS1CSP21 DS	52	2.704	3.110	1.031	0.956	0.806	0.806	422431	-
MS1BEL13	1	2.677	3.079	1.031	0.957	0.806	0.806	428784	-
MS1CSP22 US	51	2.380	2.737	1.031	0.965	0.806	0.806	508685	-
MS1CSP22 DS	51	2.380	2.737	1.031	0.965	0.806	0.806	508685	-
MS1CEL14	1	2.677	3.079	1.031	0.957	0.806	0.806	428784	-
MS1CSP23 US	51	2.380	2.737	1.031	0.965	0.806	0.806	508685	-
MS1CSP23 DS	51	2.380	2.737	1.031	0.965	0.806	0.806	508685	-
INLET HP TURB	30	4.327	4.976	1.031	0.912	0.806	0.806	185233	-

===>Grouped by Line: 080-18"-MS-01D, No Sorting.

MS1DSP12 US	58	2.177	2.504	0.938	0.878	0.726	0.726	532305	-
MS1DSP12 DS	58	2.177	2.504	0.938	0.845	0.726	0.726	------	4
MS1DEL07	2	4.555	5.238	0.938	0.967	0.726	0.726	------	4
MS1DSP13 US	52	3.092	3.556	0.938	0.853	0.726	0.726	312606	-
MS1DSP13 DS	52	3.092	3.556	0.938	0.853	0.726	0.726	312606	-
MS1DEL08	2	4.555	5.238	0.938	0.812	0.726	0.726	144749	-
MS1DSP14 US	52	3.092	3.556	0.938	0.853	0.726	0.726	312606	-

===>Grouped by Line: 080-18"-MS-07D, No Sorting.

RX NOZZLE N3D	31	7.421	8.534	0.938	0.733	0.726	0.726	7710	-
MS7DSP01	61	5.343	6.144	0.938	0.791	0.726	0.726	92438	-
MS7DEL01	3	4.442	5.109	0.938	0.815	0.726	0.726	153769	-
MS7DSP02	53	3.710	4.267	0.938	0.836	0.726	0.726	225517	-
MS7DEL02	1	4.188	4.817	0.938	0.822	0.726	0.726	175822	-
MS7DSP03	51	2.721	3.129	0.938	0.863	0.726	0.726	383883	-
MS7DSP04	9	1.432	1.647	0.938	0.899	0.726	0.726	918655	-
MS7DEL03	1	3.901	4.486	0.938	0.830	0.726	0.726	204277	-
MS7DSP05 US	51	2.721	3.129	0.938	0.863	0.726	0.726	383883	-
MS7DSP05 DS	51	2.721	3.129	0.938	0.863	0.726	0.726	383883	-
MS7DEL04	2	4.555	5.238	0.938	0.812	0.726	0.726	144749	-
MS7DSP06	52	3.092	3.556	0.938	0.853	0.726	0.726	312606	-
MS7DSP07	9	1.432	1.647	0.938	0.899	0.726	0.726	918655	-
MS7DEL05	2	4.555	5.238	0.938	0.812	0.726	0.726	144749	-
MS7DSP08	52	3.092	3.556	0.938	0.853	0.726	0.726	312606	-
MS7DFE01	6	0.031	0.036	0.938	0.937	0.814	0.814	30037228	-
MS7DSP09	56	2.139	2.460	0.938	0.879	0.726	0.726	545399	-
MS7DEL06	4	4.555	5.238	0.938	0.812	0.726	0.726	144749	-
MS7DSP10	54	4.749	5.462	0.938	0.807	0.726	0.726	130227	-
MS7DVA01	22	5.443	6.259	0.938	0.788	0.776	0.776	16821	-
MS7DSP11 US	58	2.177	2.504	0.938	0.878	0.726	0.726	532305	-
MS7DSP11 DS	58	2.177	2.504	0.938	0.878	0.726	0.726	532305	-
MS7DVA02	22	5.443	6.259	0.938	0.788	0.776	0.776	16821	-

===>Grouped by Line: 081-18"-MS-01D, No Sorting.

MS1DSP14 DS	52	3.092	3.556	0.938	0.853	0.726	0.726	312606	-
MS1DEL09	2	3.547	4.079	0.938	0.840	0.726	0.726	245599	-
MS1DSP15	52	3.092	3.556	0.938	0.853	0.726	0.726	312606	-
MS1DSP16	9	1.432	1.647	0.938	0.899	0.726	0.726	918655	-
[illegible]	[illegible]	[illegible]	[illegible]	[illegible]	[illegible]	[illegible]	[illegible]	[illegible]	[illegible]

MS1DSP17	52	3.092	3.556	0.938	0.853	0.726	0.726	312606	-
MS1DSP18	9	1.432	1.647	0.938	0.899	0.726	0.726	918655	-
MS1DEL11	2	3.547	4.079	0.938	0.840	0.726	0.726	245599	-
MS1DSP19 US	52	3.092	3.556	0.938	0.853	0.726	0.726	312606	-
MS1DSP19 DS	52	3.092	3.556	0.938	0.853	0.726	0.726	312606	-
MS1DTE01(U/S)	15	3.711	4.267	0.938	0.836	0.726	0.726	225488	-
MS1DTE01(D/S)	15	3.266	3.756	0.938	0.848	0.726	0.726	284860	-
MS1DSP19A	65	3.661	4.210	0.938	0.837	0.726	0.726	231432	-
MS1DVA03	20	3.712	4.269	0.938	0.836	0.776	0.776	122646	-
MS1DVA04	22	4.759	5.474	1.031	0.900	0.862	0.862	60263	-
MS1DSP20	58	1.904	2.190	1.031	0.978	0.806	0.806	688291	-
MS1DEL12	2	3.102	3.567	1.031	0.945	0.806	0.806	341346	-
MS1DSP21 US	52	2.704	3.110	1.031	0.956	0.806	0.806	422431	-
MS1DSP21 DS	52	2.704	3.110	1.031	0.956	0.806	0.806	422431	-
MS1DEL13	1	2.677	3.079	1.031	0.957	0.806	0.806	428784	-
MS1DSP22 US	51	2.380	2.737	1.031	0.965	0.806	0.806	508685	-
MS1DSP22 DS	51	2.380	2.737	1.031	0.965	0.806	0.806	508685	-
MS1DEL14	1	2.677	3.079	1.031	0.957	0.806	0.806	428784	-
MS1DSP23 US	51	2.380	2.737	1.031	0.965	0.806	0.806	508685	-
MS1DSP23 DS	51	2.380	2.737	1.031	0.965	0.806	0.806	508685	-
MS1DEL15	2	3.983	4.581	1.031	0.921	0.806	0.806	219306	-
INLET HP TURB	30	4.327	4.976	1.031	0.912	0.806	0.806	185233	-

Notes:
[1] Predictions are based on last Tmeas to analysis ending period.
[2] Predictions are for the time of last inspection (last known meas. wear).
[3] GW = Tmeas is minimum thickness from Band, Blanket or Area Method of greatest wear.
MT = Tmeas is component minimum thickness.
PW = Tmeas is Tinit - predicted wear.
US = Tmeas is user specified.
[4] If no Tmeas has been determined from measured data, then Tmeas = Tinit and Time = current componen
Tmeas is used to determine Predicted Thickness and Component Predicted Time to Tcrit.

Company: Vermont Yankee Nuclear Power Corporation
Plant: Vermont Yankee
Unit:
DB Name: VY

Report Date: 13-SEP-2006 Time: 16:15:07
Analysis Date: 13-SEP-2006 Time: 15:51:16
CHECWORKS FAC Version 1.0F (Build 52)

****
*** Wear Rate Analysis: Wear Predictions Report ***
****

Run Name: Main Steam 2006
Ending Period: CYCLE 25
Total Plant Operating Hours: 241618
WRA Data Option: Ignore NFA
Line Correction Factor: 23.841

Duty Factor (Global): 1.000
Exclude Measure Wear: No

Component Name	Total Lifetime Wear (mils) Prd.[1]	Total Lifetime Wear (mils) Meas.	In-Service Cmp. Wear (mils) Prd.[1]	In-Service Cmp. Wear (mils) Meas.	In-Service Cmp. Tmeas,Method,Time (in)[3]	[2]	(hrs)[3]	In-Service Cmp. Thickness(mils)[4] Tp	Tm	Incremen Wear(mil: PRWEAI
===>Grouped by Line: 074-18"-MS-01A, No Sorting.										
===>Grouped by Line: 074-18"-MS-07A, No Sorting.										
MS7ASP09	32.7	53.0	32.7	53.0	0.885	US	137270	905.3	885.0	26
MS7AEL06	69.6	80.0	69.6	80.0	0.954	US	137270	868.4	954.0	56
===>Grouped by Line: 075-18"-MS-01A, No Sorting.										
===>Grouped by Line: 076-18"-MS-01B, No Sorting.										
===>Grouped by Line: 076-18"-MS-07B, No Sorting.										
===>Grouped by Line: 077-18"-MS-01B, No Sorting.										
===>Grouped by Line: 078-18"-MS-01C, No Sorting.										
===>Grouped by Line: 078-18"-MS-07C, No Sorting.										
===>Grouped by Line: 079-18"-MS-01C, No Sorting.										
===>Grouped by Line: 080-18"-MS-01D, No Sorting.										
MS1DSP12 DS	56.8	18.0	56.8	18.0	0.848	MT	230118	881.2	848.0	3
MS1DEL07	118.8	101.0	118.8	101.0	0.974	MT	230118	819.2	974.0	6
===>Grouped by Line: 080-18"-MS-07D, No Sorting.										
===>Grouped by Line: 081-18"-MS-01D, No Sorting.										

Notes:
[1] Predictions are for the time of last inspection (last known meas. wear).
[2] GW = Tmeas is minimum thickness from Band, Blanket or Area Method of greatest wear.
MT = Tmeas is component minimum thickness.
PW = Tmeas is Tinit - predicted wear.
US = Tmeas is user specified.
[3] If no Tmeas has been determined from measured data, then Tmeas = Tinit and Time = current compone
Tmeas is used to determine Predicted Thickness and Component Predicted Time to Tcrit.
[4] These two values are used for thickness plot.
Tp = Predicted thickness at Tmeas.
Tm = Last measured thickness (Tmeas).
[5] PRWEAR = Incremental wear from last Tmeas time to analysis ending period.

Company: Vermont Yankee Nuclear Power Corporation Report Date: 13-SEP-2006 Time: 15:53:21
Plant: Vermont Yankee Analysis Date: 13-SEP-2006 Time: 15:51:16
Unit: CHECWORKS FAC Version 1.0F (Build 52)
DB Name: VY

****
*** Wear Rate Analysis: Wear Rates/Input Data Report ***
****

Run Name: Main Steam 2006
Ending Period: CYCLE 25
Total Plant Operating Hours: 241618 Duty Factor (Global): 1.000
WRA Data Option: Ignore NFA Exclude Measure Wear: No
Line Correction Factor: 23.841

Component Name	Geom. Code	Average Wear Rate (mils/year)	Current Wear Rate (mils/year)	Temp. (F)	Velocity (ft/s)	Steam Quality	Diameter (in)
===>Grouped by Line: 074-18"-MS-01A, No Sorting.							
MS1ASP12 US	58	2.177	2.504	540.3	19.994	0.997	18.000
MS1ASP12 DS	58	2.177	2.504	540.3	19.994	0.997	18.000
MS1AEL07	2	4.555	5.238	540.3	19.994	0.997	18.000
MS1ASP13 US	52	3.092	3.556	540.3	19.994	0.997	18.000
MS1ASP13 DS	52	3.092	3.556	540.3	19.994	0.997	18.000
MS1AEL08	2	4.555	5.238	540.3	19.994	0.997	18.000
MS1ASP14 US	52	3.092	3.556	540.3	19.994	0.997	18.000
===>Grouped by Line: 074-18"-MS-07A, No Sorting.							
RX NOZZLE N3A	31	7.421	8.534	540.3	19.994	0.997	18.000
MS7ASP01	61	5.343	6.144	540.3	19.994	0.997	18.000
MS7AEL01	3	4.442	5.109	540.3	19.994	0.997	18.000
MS7ASP02	53	3.710	4.267	540.3	19.994	0.997	18.000
MS7AEL02	1	4.188	4.817	540.3	19.994	0.997	18.000
MS7ASP03	51	2.721	3.129	540.3	19.994	0.997	18.000
MS7ASP04	9	1.432	1.647	540.3	19.994	0.997	18.000
MS7AEL03	1	3.901	4.486	540.3	19.994	0.997	18.000
MS7ASP05 US	51	2.721	3.129	540.3	19.994	0.997	18.000
MS7ASP05 DS	51	2.721	3.129	540.3	19.994	0.997	18.000
MS7AEL04	2	4.555	5.238	540.3	19.994	0.997	18.000
MS7ASP06	52	3.092	3.556	540.3	19.994	0.997	18.000
MS7ASP07	9	1.432	1.647	540.3	19.994	0.997	18.000
MS7AEL05	2	4.555	5.238	540.3	19.994	0.997	18.000
MS7ASP08	52	3.092	3.556	540.3	19.994	0.997	18.000
MS7AFE01	6	0.031	0.036	540.3	68.113	0.997	18.000
MS7ASP09	56	2.139	2.460	540.3	68.113	0.997	18.000
MS7AEL06	4	4.555	5.238	540.3	19.994	0.997	18.000
MS7ASP10	54	4.749	5.462	540.3	19.994	0.997	18.000
MS7AVA01	22	5.443	6.259	540.3	19.994	0.997	18.000
MS7ASP11 US	58	2.177	2.504	540.3	19.994	0.997	18.000
MS7ASP11 DS	58	2.177	2.504	540.3	19.994	0.997	18.000
MS7AVA02	22	5.443	6.259	540.3	19.994	0.997	18.000
===>Grouped by Line: 075-18"-MS-01A, No Sorting.							
MS1ASP14 DS	52	3.092	3.556	540.3	19.994	0.997	18.000
MS1AEL09	2	3.547	4.079	540.3	19.994	0.997	18.000
MS1ASP15	52	3.092	3.556	540.3	19.994	0.997	18.000
MS1ASP16	9	1.432	1.647	540.3	19.994	0.997	18.000
MS1AEL10	2	3.547	4.079	540.3	19.994	0.997	18.000
MS1ASP17	52	3.092	3.556	540.3	19.994	0.997	18.000
MS1ASP18	9	1.432	1.647	540.3	19.994	0.997	18.000
MS1AEL11	2	3.547	4.079	540.3	19.994	0.997	18.000
MS1ASP19 US	52	3.092	3.556	540.3	19.994	0.997	18.000
MS1ASP19 DS	52	3.092	3.556	540.3	19.994	0.997	18.000
MS1ATE01(U/S)	15	3.711	4.267	540.3	19.994	0.997	18.000
MS1ATE01(D/S)	15	3.266	3.756	540.3	19.994	0.997	18.000
MS1ASP19A	65	3.661	4.210	540.3	19.994	0.997	18.000
MS1AVA03	20	3.712	4.269	540.3	19.994	0.997	18.000
MS1AVA04	22	4.759	5.474	540.3	16.155	0.997	20.000
MS1ASP20	58	1.904	2.190	540.3	16.155	0.997	20.000
MS1AEL12	2	3.102	3.567	540.3	16.155	0.997	20.000
MS1ASP21 US	52	2.704	3.110	540.3	16.155	0.997	20.000
MS1ASP21 DS	52	2.704	3.110	540.3	16.155	0.997	20.000
MS1AEL13	1	2.677	3.079	540.3	16.155	0.997	20.000
MS1ASP22 US	51	2.380	2.737	540.3	16.155	0.997	20.000
MS1ASP22 DS	51	2.380	2.737	540.3	16.155	0.997	20.000
MS1AEL14	1	2.677	3.079	540.3	16.155	0.997	20.000
MS1ASP23 US	51	2.380	2.737	540.3	16.155	0.997	20.000
MS1ASP23 DS	9	1.174	1.351	540.3	16.155	0.997	20.000
MS1AEL15	2	3.983	4.581	540.3	16.155	0.997	20.000
INLET HP TURB	30	4.337	4.976	540.3	16.155	0.997	20.000
===>Grouped by Line: 076-18"-MS-01B, No Sorting.							

MS1BSP11 US	58	2.177	2.504	540.3	19.994	0.997	18.000
MS1BSP11 DS	58	2.177	2.504	540.3	19.994	0.997	18.000
MS1BEL07	2	4.555	5.238	540.3	19.994	0.997	18.000
MS1BSP12 US	52	3.092	3.556	540.3	19.994	0.997	18.000
MS1BSP12 DS	52	3.092	3.556	540.3	19.994	0.997	18.000
MS1BEL08	2	4.555	5.238	540.3	19.994	0.997	18.000
MS1BSP13	52	3.092	3.556	540.3	19.994	0.997	18.000

====>Grouped by Line: 076-18"-MS-07B, No Sorting.

RX NOZZLE N3B	31	7.421	8.534	540.3	19.994	0.997	18.000
MS7BSP01	61	5.343	6.144	540.3	19.994	0.997	18.000
MS7BEL01	3	4.442	5.109	540.3	19.994	0.997	18.000
MS7BSP02	53	3.710	4.267	540.3	19.994	0.997	18.000
MS7BEL02	1	4.188	4.817	540.3	19.994	0.997	18.000
MS7BSP03	51	2.721	3.129	540.3	19.994	0.997	18.000
MS7BSP04	9	1.432	1.647	540.3	19.994	0.997	18.000
MS7BEL03	2	4.555	5.238	540.3	19.994	0.997	18.000
MS7BSP05 US	52	3.092	3.556	540.3	19.994	0.997	18.000
MS7BSP05 DS	52	3.092	3.556	540.3	19.994	0.997	18.000
MS7BEL04	2	4.555	5.238	540.3	19.994	0.997	18.000
MS7BSP06	52	3.092	3.556	540.3	19.994	0.997	18.000
MS7BFE01	6	0.031	0.036	540.3	68.113	0.997	18.000
MS7BSP07	56	2.139	2.460	540.3	68.113	0.997	18.000
MS7BEL05	4	4.555	5.238	540.3	19.994	0.997	18.000
MS7BSP08 US	54	4.749	5.462	540.3	19.994	0.997	18.000
MS7BSP08 DS	54	4.749	5.462	540.3	19.994	0.997	18.000
MS7BEL06	1	3.901	4.486	540.3	19.994	0.997	18.000
MS7BSP09	51	2.721	3.129	540.3	19.994	0.997	18.000
MS7BVA01	22	5.443	6.259	540.3	19.994	0.997	18.000
MS7BSP10 US	58	2.177	2.504	540.3	19.994	0.997	18.000
MS7BSP10 DS	58	2.177	2.504	540.3	19.994	0.997	18.000
MS7BVA02	22	5.443	6.259	540.3	19.994	0.997	18.000

====>Grouped by Line: 077-18"-MS-01B, No Sorting.

MS1BSP14	52	3.092	3.556	540.3	19.994	0.997	18.000
MS1BEL09	2	3.547	4.079	540.3	19.994	0.997	18.000
MS1BSP15	52	3.092	3.556	540.3	19.994	0.997	18.000
MS1BSP16	9	1.432	1.647	540.3	19.994	0.997	18.000
MS1BEL10	2	3.547	4.079	540.3	19.994	0.997	18.000
MS1BSP17	52	3.092	3.556	540.3	19.994	0.997	18.000
MS1BSP18	9	1.432	1.647	540.3	19.994	0.997	18.000
MS1BEL11	2	3.547	4.079	540.3	19.994	0.997	18.000
MS1BSP19 US	52	3.092	3.556	540.3	19.994	0.997	18.000
MS1BSP19 DS	52	3.092	3.556	540.3	19.994	0.997	18.000
MS1BTE01(U/S)	15	3.711	4.267	540.3	19.994	0.997	18.000
MS1BTE01(D/S)	15	3.266	3.756	540.3	19.994	0.997	18.000
MS1BSP19A	65	3.661	4.210	540.3	19.994	0.997	18.000
MS1BVA03	20	3.712	4.269	540.3	19.994	0.997	18.000
MS1BVA04	22	4.759	5.474	540.3	16.155	0.997	20.000
MS1BSP20	58	1.904	2.190	540.3	16.155	0.997	20.000
MS1BEL12	2	3.102	3.567	540.3	16.155	0.997	20.000
MS1BSP21 US	52	2.704	3.110	540.3	16.155	0.997	20.000
MS1BSP21 DS	52	2.704	3.110	540.3	16.155	0.997	20.000
MS1BEL13	1	2.677	3.079	540.3	16.155	0.997	20.000
MS1BSP22 US	51	2.380	2.737	540.3	16.155	0.997	20.000
MS1BSP22 DS	51	2.380	2.737	540.3	16.155	0.997	20.000
MS1BEL14	1	2.677	3.079	540.3	16.155	0.997	20.000
MS1BSP23 US	51	2.380	2.737	540.3	16.155	0.997	20.000
MS1BSP23 DS	51	2.380	2.737	540.3	16.155	0.997	20.000
INLET HP TURB	30	4.327	4.976	540.3	16.155	0.997	20.000

====>Grouped by Line: 078-18"-MS-01C, No Sorting.

MS1CSP11 US	58	2.177	2.504	540.3	19.994	0.997	18.000
MS1CSP11 DS	58	2.177	2.504	540.3	19.994	0.997	18.000
MS1CEL07	2	4.555	5.238	540.3	19.994	0.997	18.000
MS1CSP12 US	52	3.092	3.556	540.3	19.994	0.997	18.000
MS1CSP12 DS	52	3.092	3.556	540.3	19.994	0.997	18.000
MS1CEL08	2	4.555	5.238	540.3	19.994	0.997	18.000
MS1CSP13	52	3.092	3.556	540.3	19.994	0.997	18.000

====>Grouped by Line: 078-18"-MS-07C, No Sorting.

RX NOZZLE N3C	31	7.421	8.534	540.3	19.994	0.997	18.000
MS7CSP01	61	5.343	6.144	540.3	19.994	0.997	18.000
MS7CEL01	3	4.442	5.109	540.3	19.994	0.997	18.000
MS7CSP02	53	3.710	4.267	540.3	19.994	0.997	18.000
MS7CEL02	1	4.188	4.817	540.3	19.994	0.997	18.000
MS7CSP03	51	2.721	3.129	540.3	19.994	0.997	18.000
MS7CSP04	9	1.432	1.647	540.3	19.994	0.997	18.000
MS7CEL03	2	4.555	5.238	540.3	19.994	0.997	18.000
MS7CSP05 US	52	3.092	3.556	540.3	19.994	0.997	18.000
MS7CSP05 DS	52	3.092	3.556	540.3	19.994	0.997	18.000

MS7CEL04	2	4.555	5.238	540.3	19.994	0.997	18.000
MS7CSP06	52	3.092	3.556	540.3	19.994	0.997	18.000
MS7CFE01	6	0.031	0.036	540.3	68.113	0.997	18.000
MS7CSP07	56	2.139	2.460	540.3	68.113	0.997	18.000
MS7CEL05	4	4.555	5.238	540.3	19.994	0.997	18.000
MS7CSP08 US	54	4.749	5.462	540.3	19.994	0.997	18.000
MS7CSP08 DS	54	4.749	5.462	540.3	19.994	0.997	18.000
MS7CEL06	1	3.901	4.486	540.3	19.994	0.997	18.000
MS7CSP09	51	2.721	3.129	540.3	19.994	0.997	18.000
MS7CVA01	22	5.443	6.259	540.3	19.994	0.997	18.000
MS7CSP10 US	58	2.177	2.504	540.3	19.994	0.997	18.000
MS7CSP10 DS	58	2.177	2.504	540.3	19.994	0.997	18.000
MS7CVA02	22	5.443	6.259	540.3	19.994	0.997	18.000

===>Grouped by Line: 079-18"-MS-01C, No Sorting.

MS1CSP14	52	3.092	3.556	540.3	19.994	0.997	18.000
MS1CEL09	2	3.547	4.079	540.3	19.994	0.997	18.000
MS1CSP15	52	3.092	3.556	540.3	19.994	0.997	18.000
MS1CSP16	9	1.432	1.647	540.3	19.994	0.997	18.000
MS1CEL10	2	3.547	4.079	540.3	19.994	0.997	18.000
MS1CSP17	52	3.092	3.556	540.3	19.994	0.997	18.000
MS1CSP18	9	1.432	1.647	540.3	19.994	0.997	18.000
MS1CEL11	2	3.547	4.079	540.3	19.994	0.997	18.000
MS1CSP19 US	52	3.092	3.556	540.3	19.994	0.997	18.000
MS1CSP19 DS	52	3.092	3.556	540.3	19.994	0.997	18.000
MS1CTE01(U/S)	15	3.711	4.267	540.3	19.994	0.997	18.000
MS1CTE01(D/S)	15	3.266	3.756	540.3	19.994	0.997	18.000
MS1CSP19A	65	3.661	4.210	540.3	19.994	0.997	18.000
MS1CVA03	20	3.712	4.269	540.3	19.994	0.997	18.000
MS1CVA04	22	4.759	5.474	540.3	16.155	0.997	20.000
MS1CSP20	58	1.904	2.190	540.3	16.155	0.997	20.000
MS1CEL12	2	3.102	3.567	540.3	16.155	0.997	20.000
MS1CSP21 US	52	2.704	3.110	540.3	16.155	0.997	20.000
MS1CSP21 DS	52	2.704	3.110	540.3	16.155	0.997	20.000
MS1BEL13	1	2.677	3.079	540.3	16.155	0.997	20.000
MS1CSP22 US	51	2.380	2.737	540.3	16.155	0.997	20.000
MS1CSP22 DS	51	2.380	2.737	540.3	16.155	0.997	20.000
MS1CEL14	1	2.677	3.079	540.3	16.155	0.997	20.000
MS1CSP23 US	51	2.380	2.737	540.3	16.155	0.997	20.000
MS1CSP23 DS	51	2.380	2.737	540.3	16.155	0.997	20.000
INLET HP TURB	30	4.327	4.976	540.3	16.155	0.997	20.000

===>Grouped by Line: 080-18"-MS-01D, No Sorting.

MS1DSP12 US	58	2.177	2.504	540.3	19.994	0.997	18.000
MS1DSP12 DS	58	2.177	2.504	540.3	19.994	0.997	18.000
MS1DEL07	2	4.555	5.238	540.3	19.994	0.997	18.000
MS1DSP13 US	52	3.092	3.556	540.3	19.994	0.997	18.000
MS1DSP13 DS	52	3.092	3.556	540.3	19.994	0.997	18.000
MS1DEL08	2	4.555	5.238	540.3	19.994	0.997	18.000
MS1DSP14 US	52	3.092	3.556	540.3	19.994	0.997	18.000

===>Grouped by Line: 080-18"-MS-07D, No Sorting.

RX NOZZLE N3D	31	7.421	8.534	540.3	19.994	0.997	18.000
MS7DSP01	61	5.343	6.144	540.3	19.994	0.997	18.000
MS7DEL01	3	4.442	5.109	540.3	19.994	0.997	18.000
MS7DSP02	53	3.710	4.267	540.3	19.994	0.997	18.000
MS7DEL02	1	4.188	4.817	540.3	19.994	0.997	18.000
MS7DSP03	51	2.721	3.129	540.3	19.994	0.997	18.000
MS7DSP04	9	1.432	1.647	540.3	19.994	0.997	18.000
MS7DEL03	1	3.901	4.486	540.3	19.994	0.997	18.000
MS7DSP05 US	51	2.721	3.129	540.3	19.994	0.997	18.000
MS7DSP05 DS	51	2.721	3.129	540.3	19.994	0.997	18.000
MS7DEL04	2	4.555	5.238	540.3	19.994	0.997	18.000
MS7DSP06	52	3.092	3.556	540.3	19.994	0.997	18.000
MS7DSP07	9	1.432	1.647	540.3	19.994	0.997	18.000
MS7DEL05	2	4.555	5.238	540.3	19.994	0.997	18.000
MS7DSP08	52	3.092	3.556	540.3	19.994	0.997	18.000
MS7DFE01	6	0.031	0.036	540.3	68.113	0.997	18.000
MS7DSP09	56	2.139	2.460	540.3	68.113	0.997	18.000
MS7DEL06	4	4.555	5.238	540.3	19.994	0.997	18.000
MS7DSP10	54	4.749	5.462	540.3	19.994	0.997	18.000
MS7DVA01	22	5.443	6.259	540.3	19.994	0.997	18.000
MS7DSP11 US	58	2.177	2.504	540.3	19.994	0.997	18.000
MS7DSP11 DS	58	2.177	2.504	540.3	19.994	0.997	18.000
MS7DVA02	22	5.443	6.259	540.3	19.994	0.997	18.000

===>Grouped by Line: 081-18"-MS-01D, No Sorting.

MS1DSP14 DS	52	3.092	3.556	540.3	19.994	0.997	18.000
MS1DEL09	2	3.547	4.079	540.3	19.994	0.997	18.000
MS1DSP15	52	3.092	3.556	540.3	19.994	0.997	18.000
MS1DSP16	9	1.432	1.647	540.3	19.994	0.997	18.000
MS1DEL10	2	3.547	4.079	540.3	19.994	0.997	18.000

MS1DSP17	52	3.092	3.556	540.3	19.994	0.997	18.000
MS1DSP18	9	1.432	1.647	540.3	19.994	0.997	18.000
MS1DEL11	2	3.547	4.079	540.3	19.994	0.997	18.000
MS1DSP19 US	52	3.092	3.556	540.3	19.994	0.997	18.000
MS1DSP19 DS	52	3.092	3.556	540.3	19.994	0.997	18.000
MS1DTE01(U/S)	15	3.711	4.267	540.3	19.994	0.997	18.000
MS1DTE01(D/S)	15	3.266	3.756	540.3	19.994	0.997	18.000
MS1DSP19A	65	3.661	4.210	540.3	19.994	0.997	18.000
MS1DVA03	20	3.712	4.269	540.3	19.994	0.997	18.000
MS1DVA04	22	4.759	5.474	540.3	16.155	0.997	20.000
MS1DSP20	58	1.904	2.190	540.3	16.155	0.997	20.000
MS1DEL12	2	3.102	3.567	540.3	16.155	0.997	20.000
MS1DSP21 US	52	2.704	3.110	540.3	16.155	0.997	20.000
MS1DSP21 DS	52	2.704	3.110	540.3	16.155	0.997	20.000
MS1DEL13	1	2.677	3.079	540.3	16.155	0.997	20.000
MS1DSP22 US	51	2.380	2.737	540.3	16.155	0.997	20.000
MS1DSP22 DS	51	2.380	2.737	540.3	16.155	0.997	20.000
MS1DEL14	1	2.677	3.079	540.3	16.155	0.997	20.000
MS1DSP23 US	51	2.380	2.737	540.3	16.155	0.997	20.000
MS1DSP23 DS	51	2.380	2.737	540.3	16.155	0.997	20.000
MS1DEL15	2	3.983	4.581	540.3	16.155	0.997	20.000
INLET HP TURB	30	4.327	4.976	540.3	16.155	0.997	20.000

Company: Vermont Yankee Nuclear Power Corporation Report Date: 13-SEP-2006 Time: 16:07:37
Plant: Vermont Yankee Analysis Date: 13-SEP-2006 Time: 15:51:16
Unit: CHECKWORKS FAC Version 1.0F (Build 52)
DB Name: VY

****
*** Wear Rate Analysis: Inspection History Report ***
****

Run Name: Main Steam 2006
Ending Period: CYCLE 25
Total Plant Operating Hours: 241618 Duty Factor (Global): 1.000
WRA Data Option: Ignore NFA Exclude Measure Wear: No
Line Correction Factor: 23.841

Component Name	Geom. Code	Material No.	Cr. (%)	Cu. (%)	Mo. (%)	Sigma (psi)	Time (hrs) Last Inspected	Last Replaced	Analysis Option	Measured Wear (mils)
====>Grouped by Line: 074-18"-MS-01A, No Sorting.										
MS1ASP12 US	58	5	0.00	0.00	0.00	15000	-----	-----		---
MS1ASP12 DS	58	5	0.00	0.00	0.00	15000	-----	-----		---
MS1AEL07	2	21	0.00	0.00	0.00	15000	-----	-----		---
MS1ASP13 US	52	5	0.00	0.00	0.00	15000	-----	-----		---
MS1ASP13 DS	52	5	0.00	0.00	0.00	15000	-----	-----		---
MS1AEL08	2	21	0.00	0.00	0.00	15000	-----	-----		---
MS1ASP14 US	52	5	0.00	0.00	0.00	15000	-----	-----		---
====>Grouped by Line: 074-18"-MS-07A, No Sorting.										
RX NOZZLE N3A	31	5	0.00	0.00	0.00	15000	-----	-----		---
MS7ASP01	61	5	0.00	0.00	0.00	15000	-----	-----		---
MS7AEL01	3	21	0.00	0.00	0.00	15000	-----	-----		---
MS7ASP02	53	5	0.00	0.00	0.00	15000	-----	-----		---
MS7AEL02	1	21	0.00	0.00	0.00	15000	-----	-----		---
MS7ASP03	51	5	0.00	0.00	0.00	15000	-----	-----		---
MS7ASP04	9	5	0.00	0.00	0.00	15000	-----	-----		---
MS7AEL03	1	21	0.00	0.00	0.00	15000	-----	-----		---
MS7ASP05 US	51	5	0.00	0.00	0.00	15000	-----	-----		---
MS7ASP05 DS	51	5	0.00	0.00	0.00	15000	-----	-----		---
MS7AEL04	2	21	0.00	0.00	0.00	15000	-----	-----		---
MS7ASP06	52	5	0.00	0.00	0.00	15000	-----	-----		---
MS7ASP07	9	5	0.00	0.00	0.00	15000	-----	-----		---
MS7AEL05	2	21	0.00	0.00	0.00	15000	-----	-----		---
MS7ASP08	52	5	0.00	0.00	0.00	15000	-----	-----		---
MS7AFE01	6	61	18.00	0.00	0.00	13325	-----	-----		---
MS7ASP09	56	5	0.00	0.00	0.00	15000	137270	-----		53
MS7AEL06	4	21	0.00	0.00	0.00	15000	137270	-----		80
MS7ASP10	54	5	0.00	0.00	0.00	15000	-----	-----		---
MS7AVA01	22	93	0.00	0.00	0.00	14000	-----	-----		---
MS7ASP11 US	58	5	0.00	0.00	0.00	15000	-----	-----		---
MS7ASP11 DS	58	5	0.00	0.00	0.00	15000	-----	-----		---
MS7AVA02	22	93	0.00	0.00	0.00	14000	-----	-----		---
====>Grouped by Line: 075-18"-MS-01A, No Sorting.										
MS1ASP14 DS	52	5	0.00	0.00	0.00	15000	-----	-----		---
MS1AEL09	2	5	0.00	0.00	0.00	15000	-----	-----		---
MS1ASP15	52	5	0.00	0.00	0.00	15000	-----	-----		---
MS1ASP16	9	5	0.00	0.00	0.00	15000	-----	-----		---
MS1AEL10	2	5	0.00	0.00	0.00	15000	-----	-----		---
MS1ASP17	52	5	0.00	0.00	0.00	15000	-----	-----		---
MS1ASP18	9	5	0.00	0.00	0.00	15000	-----	-----		---
MS1AEL11	2	5	0.00	0.00	0.00	15000	-----	-----		---
MS1ASP19 US	52	5	0.00	0.00	0.00	15000	-----	-----		---
MS1ASP19 DS	52	5	0.00	0.00	0.00	15000	-----	-----		---
MS1ATE01(U/S)	15	21	0.00	0.00	0.00	15000	-----	-----		---
MS1ATE01(D/S)	15	21	0.00	0.00	0.00	15000	-----	-----		---
MS1ASP19A	65	5	0.00	0.00	0.00	15000	-----	-----		---
MS1AVA03	20	93	0.00	0.00	0.00	14000	-----	-----		---
MS1AVA04	22	93	0.00	0.00	0.00	14000	-----	-----		---
MS1ASP20	58	5	0.00	0.00	0.00	15000	-----	-----		---
MS1AEL12	2	5	0.00	0.00	0.00	15000	-----	-----		---
MS1ASP21 US	52	5	0.00	0.00	0.00	15000	-----	-----		---
MS1ASP21 DS	52	5	0.00	0.00	0.00	15000	-----	-----		---
MS1AEL13	1	5	0.00	0.00	0.00	15000	-----	-----		---
MS1ASP22 US	51	5	0.00	0.00	0.00	15000	-----	-----		---
MS1ASP22 DS	51	5	0.00	0.00	0.00	15000	-----	-----		---
MS1AEL14	1	5	0.00	0.00	0.00	15000	-----	-----		---
MS1ASP23 US	51	5	0.00	0.00	0.00	15000	-----	-----		---
MS1ASP23 DS	9	5	0.00	0.00	0.00	15000	-----	-----		---
MS1AEL15	2	21	0.00	0.00	0.00	15000	-----	-----		---
INLET HP TURB	30	5	0.00	0.00	0.00	15000	-----	-----		---
====>Grouped by Line: 076-18"-MS-01B, No Sorting.										

MS1BSP11 US	58	5	0.00	0.00	0.00	15000	-----	-----	---
MS1BSP11 DS	58	5	0.00	0.00	0.00	15000	-----	-----	---
MS1BEL07	2	21	0.00	0.00	0.00	15000	-----	-----	---
MS1BSP12 US	52	5	0.00	0.00	0.00	15000	-----	-----	---
MS1BSP12 DS	52	5	0.00	0.00	0.00	15000	-----	-----	---
MS1BEL08	2	21	0.00	0.00	0.00	15000	-----	-----	---
MS1BSP13	52	5	0.00	0.00	0.00	15000	-----	-----	---

====>Grouped by Line: 076-18"-MS-07B, No Sorting.

RX NOZZLE N3B	31	5	0.00	0.00	0.00	15000	-----	-----	---
MS7BSP01	61	5	0.00	0.00	0.00	15000	-----	-----	---
MS7BEL01	3	21	0.00	0.00	0.00	15000	-----	-----	---
MS7BSP02	53	5	0.00	0.00	0.00	15000	-----	-----	---
MS7BEL02	1	21	0.00	0.00	0.00	15000	-----	-----	---
MS7BSP03	51	5	0.00	0.00	0.00	15000	-----	-----	---
MS7BSP04	9	5	0.00	0.00	0.00	15000	-----	-----	---
MS7BEL03	2	21	0.00	0.00	0.00	15000	-----	-----	---
MS7BSP05 US	52	5	0.00	0.00	0.00	15000	-----	-----	---
MS7BSP05 DS	52	5	0.00	0.00	0.00	15000	-----	-----	---
MS7BEL04	2	21	0.00	0.00	0.00	15000	-----	-----	---
MS7BSP06	52	5	0.00	0.00	0.00	15000	-----	-----	---
MS7BFE01	6	61	18.00	0.00	0.00	13325	-----	-----	---
MS7BSP07	56	5	0.00	0.00	0.00	15000	-----	-----	---
MS7BEL05	4	21	0.00	0.00	0.00	15000	-----	-----	---
MS7BSP08 US	54	5	0.00	0.00	0.00	15000	-----	-----	---
MS7BSP08 DS	54	5	0.00	0.00	0.00	15000	-----	-----	---
MS7BEL06	1	21	0.00	0.00	0.00	15000	-----	-----	---
MS7BSP09	51	5	0.00	0.00	0.00	15000	-----	-----	---
MS7BVA01	22	93	0.00	0.00	0.00	14000	-----	-----	---
MS7BSP10 US	58	5	0.00	0.00	0.00	15000	-----	-----	---
MS7BSP10 DS	58	5	0.00	0.00	0.00	15000	-----	-----	---
MS7BVA02	22	93	0.00	0.00	0.00	14000	-----	-----	---

====>Grouped by Line: 077-18"-MS-01B, No Sorting.

MS1BSP14	52	5	0.00	0.00	0.00	15000	-----	-----	---
MS1BEL09	2	5	0.00	0.00	0.00	15000	-----	-----	---
MS1BSP15	52	5	0.00	0.00	0.00	15000	-----	-----	---
MS1BSP16	9	5	0.00	0.00	0.00	15000	-----	-----	---
MS1BEL10	2	5	0.00	0.00	0.00	15000	-----	-----	---
MS1BSP17	52	5	0.00	0.00	0.00	15000	-----	-----	---
MS1BSP18	9	5	0.00	0.00	0.00	15000	-----	-----	---
MS1BEL11	2	5	0.00	0.00	0.00	15000	-----	-----	---
MS1BSP19 US	52	5	0.00	0.00	0.00	15000	-----	-----	---
MS1BSP19 DS	52	5	0.00	0.00	0.00	15000	-----	-----	---
MS1BTE01(U/S)	15	21	0.00	0.00	0.00	15000	-----	-----	---
MS1BTE01(D/S)	15	21	0.00	0.00	0.00	15000	-----	-----	---
MS1BSP19A	65	5	0.00	0.00	0.00	15000	-----	-----	---
MS1BVA03	20	93	0.00	0.00	0.00	14000	-----	-----	---
MS1BVA04	22	93	0.00	0.00	0.00	14000	-----	-----	---
MS1BSP20	58	5	0.00	0.00	0.00	15000	-----	-----	---
MS1BEL12	2	5	0.00	0.00	0.00	15000	-----	-----	---
MS1BSP21 US	52	5	0.00	0.00	0.00	15000	-----	-----	---
MS1BSP21 DS	52	5	0.00	0.00	0.00	15000	-----	-----	---
MS1BEL13	1	5	0.00	0.00	0.00	15000	-----	-----	---
MS1BSP22 US	51	5	0.00	0.00	0.00	15000	-----	-----	---
MS1BSP22 DS	51	5	0.00	0.00	0.00	15000	-----	-----	---
MS1BEL14	1	5	0.00	0.00	0.00	15000	-----	-----	---
MS1BSP23 US	51	5	0.00	0.00	0.00	15000	-----	-----	---
MS1BSP23 DS	51	5	0.00	0.00	0.00	15000	-----	-----	---
INLET HP TURB	30	5	0.00	0.00	0.00	15000	-----	-----	---

====>Grouped by Line: 078-18"-MS-01C, No Sorting.

MS1CSP11 US	58	5	0.00	0.00	0.00	15000	-----	-----	---
MS1CSP11 DS	58	5	0.00	0.00	0.00	15000	-----	-----	---
MS1CEL07	2	21	0.00	0.00	0.00	15000	-----	-----	---
MS1CSP12 US	52	5	0.00	0.00	0.00	15000	-----	-----	---
MS1CSP12 DS	52	5	0.00	0.00	0.00	15000	-----	-----	---
MS1CEL08	2	21	0.00	0.00	0.00	15000	-----	-----	---
MS1CSP13	52	5	0.00	0.00	0.00	15000	-----	-----	---

====>Grouped by Line: 078-18"-MS-07C, No Sorting.

RX NOZZLE N3C	31	5	0.00	0.00	0.00	15000	-----	-----	---
MS7CSP01	61	5	0.00	0.00	0.00	15000	-----	-----	---
MS7CEL01	3	21	0.00	0.00	0.00	15000	-----	-----	---
MS7CSP02	53	5	0.00	0.00	0.00	15000	-----	-----	---
MS7CEL02	1	21	0.00	0.00	0.00	15000	-----	-----	---
MS7CSP03	51	5	0.00	0.00	0.00	15000	-----	-----	---
MS7CSP04	9	5	0.00	0.00	0.00	15000	-----	-----	---
MS7CEL03	2	21	0.00	0.00	0.00	15000	-----	-----	---
MS7CSP05 US	52	5	0.00	0.00	0.00	15000	-----	-----	---
MS7CSP05 DS	52	5	0.00	0.00	0.00	15000			

MS7CEL04	2	21	0.00	0.00	0.00	15000	-----	-----	---
MS7CSP06	52	5	0.00	0.00	0.00	15000	-----	-----	---
MS7CFE01	6	61	18.00	0.00	0.00	13325	-----	-----	---
MS7CSP07	56	5	0.00	0.00	0.00	15000	-----	-----	---
MS7CEL05	4	21	0.00	0.00	0.00	15000	-----	-----	---
MS7CSP08 US	54	5	0.00	0.00	0.00	15000	-----	-----	---
MS7CSP08 DS	54	5	0.00	0.00	0.00	15000	-----	-----	---
MS7CEL06	1	21	0.00	0.00	0.00	15000	-----	-----	---
MS7CSP09	51	5	0.00	0.00	0.00	15000	-----	-----	---
MS7CVA01	22	93	0.00	0.00	0.00	14000	-----	-----	---
MS7CSP10 US	58	5	0.00	0.00	0.00	15000	-----	-----	---
MS7CSP10 DS	58	5	0.00	0.00	0.00	15000	-----	-----	---
MS7CVA02	22	93	0.00	0.00	0.00	14000	-----	-----	---

===>Grouped by Line: 079-18"-MS-01C, No Sorting.

MS1CSP14	52	5	0.00	0.00	0.00	15000	-----	-----	---
MS1CEL09	2	5	0.00	0.00	0.00	15000	-----	-----	---
MS1CSP15	52	5	0.00	0.00	0.00	15000	-----	-----	---
MS1CSP16	9	5	0.00	0.00	0.00	15000	-----	-----	---
MS1CEL10	2	5	0.00	0.00	0.00	15000	-----	-----	---
MS1CSP17	52	5	0.00	0.00	0.00	15000	-----	-----	---
MS1CSP18	9	5	0.00	0.00	0.00	15000	-----	-----	---
MS1CEL11	2	5	0.00	0.00	0.00	15000	-----	-----	---
MS1CSP19 US	52	5	0.00	0.00	0.00	15000	-----	-----	---
MS1CSP19 DS	52	5	0.00	0.00	0.00	15000	-----	-----	---
MS1CTE01(U/S)	15	21	0.00	0.00	0.00	15000	-----	-----	---
MS1CTE01(D/S)	15	21	0.00	0.00	0.00	15000	-----	-----	---
MS1CSP19A	65	5	0.00	0.00	0.00	15000	-----	-----	---
MS1CVA03	20	93	0.00	0.00	0.00	14000	-----	-----	---
MS1CVA04	22	93	0.00	0.00	0.00	14000	-----	-----	---
MS1CSP20	58	5	0.00	0.00	0.00	15000	-----	-----	---
MS1CEL12	2	5	0.00	0.00	0.00	15000	-----	-----	---
MS1CSP21 US	52	5	0.00	0.00	0.00	15000	-----	-----	---
MS1CSP21 DS	52	5	0.00	0.00	0.00	15000	-----	-----	---
MS1BEL13	1	5	0.00	0.00	0.00	15000	-----	-----	---
MS1CSP22 US	51	5	0.00	0.00	0.00	15000	-----	-----	---
MS1CSP22 DS	51	5	0.00	0.00	0.00	15000	-----	-----	---
MS1CEL14	1	5	0.00	0.00	0.00	15000	-----	-----	---
MS1CSP23 US	51	5	0.00	0.00	0.00	15000	-----	-----	---
MS1CSP23 DS	51	5	0.00	0.00	0.00	15000	-----	-----	---
INLET HP TURB	30	5	0.00	0.00	0.00	15000	-----	-----	---

===>Grouped by Line: 080-18"-MS-01D, No Sorting.

MS1DSP12 US	58	5	0.00	0.00	0.00	15000	-----	-----	---
MS1DSP12 DS	58	5	0.00	0.00	0.00	15000	230118	-----	18
MS1DEL07	2	21	0.00	0.00	0.00	15000	230118	-----	101
MS1DSP13 US	52	5	0.00	0.00	0.00	15000	-----	-----	---
MS1DSP13 DS	52	5	0.00	0.00	0.00	15000	-----	-----	---
MS1DEL08	2	21	0.00	0.00	0.00	15000	-----	-----	---
MS1DSP14 US	52	5	0.00	0.00	0.00	15000	-----	-----	---

===>Grouped by Line: 080-18"-MS-07D, No Sorting.

RX NOZZLE N3D	31	5	0.00	0.00	0.00	15000	-----	-----	---
MS7DSP01	61	5	0.00	0.00	0.00	15000	-----	-----	---
MS7DEL01	3	21	0.00	0.00	0.00	15000	-----	-----	---
MS7DSP02	53	5	0.00	0.00	0.00	15000	-----	-----	---
MS7DEL02	1	21	0.00	0.00	0.00	15000	-----	-----	---
MS7DSP03	51	5	0.00	0.00	0.00	15000	-----	-----	---
MS7DSP04	9	5	0.00	0.00	0.00	15000	-----	-----	---
MS7DEL03	1	21	0.00	0.00	0.00	15000	-----	-----	---
MS7DSP05 US	51	5	0.00	0.00	0.00	15000	-----	-----	---
MS7DSP05 DS	51	5	0.00	0.00	0.00	15000	-----	-----	---
MS7DEL04	2	21	0.00	0.00	0.00	15000	-----	-----	---
MS7DSP06	52	5	0.00	0.00	0.00	15000	-----	-----	---
MS7DSP07	9	5	0.00	0.00	0.00	15000	-----	-----	---
MS7DEL05	2	21	0.00	0.00	0.00	15000	-----	-----	---
MS7DSP08	52	5	0.00	0.00	0.00	15000	-----	-----	---
MS7DFE01	6	61	18.00	0.00	0.00	13325	-----	-----	---
MS7DSP09	56	5	0.00	0.00	0.00	15000	-----	-----	---
MS7DEL06	4	21	0.00	0.00	0.00	15000	-----	-----	---
MS7DSP10	54	5	0.00	0.00	0.00	15000	-----	-----	---
MS7DVA01	22	93	0.00	0.00	0.00	14000	-----	-----	---
MS7DSP11 US	58	5	0.00	0.00	0.00	15000	-----	-----	---
MS7DSP11 DS	58	5	0.00	0.00	0.00	15000	-----	-----	---
MS7DVA02	22	93	0.00	0.00	0.00	14000	-----	-----	---

===>Grouped by Line: 081-18"-MS-01D, No Sorting.

MS1DSP14 DS	52	5	0.00	0.00	0.00	15000	-----	-----	---
MS1DEL09	2	5	0.00	0.00	0.00	15000	-----	-----	---
MS1DSP15	52	5	0.00	0.00	0.00	15000	-----	-----	---
MS1DSP16	9	5	0.00	0.00	0.00	15000	-----	-----	---
[illegible]	[illegible]	[illegible]	[illegible]	[illegible]	[illegible]	[illegible]	[illegible]	[illegible]	[illegible]

MS1DSP17	52	5	0.00	0.00	0.00	15000	-----	-----	---
MS1DSP18	9	5	0.00	0.00	0.00	15000	-----	-----	---
MS1DEL11	2	5	0.00	0.00	0.00	15000	-----	-----	---
MS1DSP19 US	52	5	0.00	0.00	0.00	15000	-----	-----	---
MS1DSP19 DS	52	5	0.00	0.00	0.00	15000	-----	-----	---
MS1DTE01(U/S)	15	21	0.00	0.00	0.00	15000	-----	-----	---
MS1DTE01(D/S)	15	21	0.00	0.00	0.00	15000	-----	-----	---
MS1DSP19A	65	5	0.00	0.00	0.00	15000	-----	-----	---
MS1DVA03	20	93	0.00	0.00	0.00	14000	-----	-----	---
MS1DVA04	22	93	0.00	0.00	0.00	14000	-----	-----	---
MS1DSP20	58	5	0.00	0.00	0.00	15000	-----	-----	---
MS1DEL12	2	5	0.00	0.00	0.00	15000	-----	-----	---
MS1DSP21 US	52	5	0.00	0.00	0.00	15000	-----	-----	---
MS1DSP21 DS	52	5	0.00	0.00	0.00	15000	-----	-----	---
MS1DEL13	1	5	0.00	0.00	0.00	15000	-----	-----	---
MS1DSP22 US	51	5	0.00	0.00	0.00	15000	-----	-----	---
MS1DSP22 DS	51	5	0.00	0.00	0.00	15000	-----	-----	---
MS1DEL14	1	5	0.00	0.00	0.00	15000	-----	-----	---
MS1DSP23 US	51	5	0.00	0.00	0.00	15000	-----	-----	---
MS1DSP23 DS	51	5	0.00	0.00	0.00	15000	-----	-----	---
MS1DEL15	2	21	0.00	0.00	0.00	15000	-----	-----	---
INLET HP TURB	30	5	0.00	0.00	0.00	15000	-----	-----	---

Company: Vermont Yankee Nuclear Power Corporation Report Date: 13-SEP-2006 Time: 16:11:25
Plant: Vermont Yankee Analysis Date: 13-SEP-2006 Time: 15:51:16
Unit: CHECWORKS FAC Version 1.0F (Build 52)
DB Name: VY

****
*** Wear Rate Analysis: Combined Rankings for Inspection ***
****

Run Name: Main Steam 2006
Ending Period: CYCLE 25
Total Plant Operating Hours: 241618 Duty Factor (Global): 1.000
WRA Data Option: Ignore NFA Exclude Measure Wear: No
Line Correction Factor: 23.841

Component Name	Geometry Code	Average Wear Rate (mils/year)	Component Predicted Time to Tcrit (hrs) Non-Inspected	Inspected
MS7AEL01	3	4.442	153769	------
MS7CEL05	4	4.555	144749	------
MS7DFE01	6	0.031	30037228	------
MS7DVA02	22	5.443	16821	------
MS7ASP01	61	5.343	92438	------
RX NOZZLE N3C	31	7.421	7710	------
RX NOZZLE N3A	31	7.421	7710	------
RX NOZZLE N3B	31	7.421	7710	------
RX NOZZLE N3D	31	7.421	7710	------
MS7BVA01	22	5.443	16821	------
MS7BVA02	22	5.443	16821	------
MS7CVA02	22	5.443	16821	------
MS7CVA01	22	5.443	16821	------
MS7AVA01	22	5.443	16821	------
MS7DVA01	22	5.443	16821	------
MS7AVA02	22	5.443	16821	------
MS7CSP01	61	5.343	92438	------
MS1DVA04	22	4.759	60263	------
MS7BSP01	61	5.343	92438	------
MS1CVA04	22	4.759	60263	------
MS1BVA04	22	4.759	60263	------
MS7DSP01	61	5.343	92438	------
MS1AVA04	22	4.759	60263	------
MS7DSP10	54	4.749	130227	------
MS1BVA03	20	3.712	122646	------
MS7CSP08 US	54	4.749	130227	------
MS1AVA03	20	3.712	122646	------
MS7ASP10	54	4.749	130227	------
MS1DVA03	20	3.712	122646	------
MS7BSP08 DS	54	4.749	130227	------
MS1CVA03	20	3.712	122646	------
MS7CSP08 DS	54	4.749	130227	------
MS7BSP08 US	54	4.749	130227	------
MS7CEL03	2	4.555	144749	------
MS7BEL04	2	4.555	144749	------
MS1AEL08	2	4.555	144749	------
MS1BEL08	2	4.555	144749	------
MS7CEL04	2	4.555	144749	------
MS1DEL08	2	4.555	144749	------
MS7AEL06	4	4.555	------	287886
MS1BEL07	2	4.555	144749	------
MS7DEL06	4	4.555	144749	------
MS7AEL05	2	4.555	144749	------
MS1CEL08	2	4.555	144749	------
MS1CEL07	2	4.555	144749	------
MS7AEL04	2	4.555	144749	------
MS7BEL03	2	4.555	144749	------
MS7DEL05	2	4.555	144749	------
MS1DEL07	2	4.555	------	403549
MS7DEL04	2	4.555	144749	------
MS7BEL05	4	4.555	144749	------
MS1AEL07	2	4.555	144749	------
MS7CEL01	3	4.442	153769	------
MS7DEL01	3	4.442	153769	------
MS7BEL01	3	4.442	153769	------
INLET HP TURB	30	4.327	185233	------
INLET HP TURB	30	4.327	185233	------
INLET HP TURB	30	4.327	185233	------
MS7BEL02	1	4.188	175822	------
INLET HP TURB	30	4.327	185233	------
MS7AEL02	1	4.188	175822	------
MS7CEL02	1	4.188	175822	------
MS7DEL02	1	4.188	175822	------
MS1AEL15	2	3.983	219306	------
MS1DEL15	2	3.983	219306	------
MS7BEL06	1	3.901	204277	------
MS7CEL06	1	3.901	204277	------
[illegible]	[illegible]	[illegible]	[illegible]	[illegible]

MS7AEL03	1	3.901	204277	------
MS1BTE01(U/S)	15	3.711	225488	------
MS1ATE01(U/S)	15	3.711	225488	------
MS1CTE01(U/S)	15	3.711	225488	------
MS1DTE01(U/S)	15	3.711	225488	------
MS7CSP02	53	3.710	225517	------
MS7BSP02	53	3.710	225517	------
MS7DSP02	53	3.710	225517	------
MS7ASP02	53	3.710	225517	------
MS1CSP19A	65	3.661	231432	------
MS1ASP19A	65	3.661	231432	------
MS1BSP19A	65	3.661	231432	------
MS1DSP19A	65	3.661	231432	------
MS1BEL09	2	3.547	245599	------
MS1BEL10	2	3.547	245599	------
MS1CEL09	2	3.547	245599	------
MS1AEL11	2	3.547	245599	------
MS1AEL10	2	3.547	245599	------
MS1CEL10	2	3.547	245599	------
MS1CEL11	2	3.547	245599	------
MS1BEL11	2	3.547	245599	------
MS1DEL10	2	3.547	245599	------
MS1DEL11	2	3.547	245599	------
MS1AEL09	2	3.547	245599	------
MS1DEL09	2	3.547	245599	------
MS1CTE01(D/S)	15	3.266	284860	------
MS1ATE01(D/S)	15	3.266	284860	------
MS1BTE01(D/S)	15	3.266	284860	------
MS1DTE01(D/S)	15	3.266	284860	------
MS1BSP15	52	3.092	312606	------
MS1BEL12	2	3.102	341346	------
MS7BSP06	52	3.092	312606	------
MS1CEL12	2	3.102	341346	------
MS7CSP06	52	3.092	312606	------
MS1DEL12	2	3.102	341346	------
MS7ASP06	52	3.092	312606	------
MS1AEL12	2	3.102	341346	------
MS7DSP06	52	3.092	312606	------
MS1ASP13 DS	52	3.092	312606	------
MS7DSP08	52	3.092	312606	------
MS7ASP08	52	3.092	312606	------
MS1ASP14 US	52	3.092	312606	------
MS1BSP12 DS	52	3.092	312606	------
MS1BSP12 US	52	3.092	312606	------
MS1CSP15	52	3.092	312606	------
MS1ASP14 DS	52	3.092	312606	------
MS1CSP13	52	3.092	312606	------
MS1BSP17	52	3.092	312606	------
MS1CSP12 DS	52	3.092	312606	------
MS1BSP19 DS	52	3.092	312606	------
MS7BSP05 DS	52	3.092	312606	------
MS1CSP17	52	3.092	312606	------
MS7CSP05 DS	52	3.092	312606	------
MS1ASP17	52	3.092	312606	------
MS1CSP12 US	52	3.092	312606	------
MS1DSP15	52	3.092	312606	------
MS7BSP05 US	52	3.092	312606	------
MS1DSP14 US	52	3.092	312606	------
MS1DSP17	52	3.092	312606	------
MS1CSP19 DS	52	3.092	312606	------
MS1ASP19 US	52	3.092	312606	------
MS1ASP19 DS	52	3.092	312606	------
MS7CSP05 US	52	3.092	312606	------
MS1DSP13 DS	52	3.092	312606	------
MS1ASP13 US	52	3.092	312606	------
MS1ASP15	52	3.092	312606	------
MS1BSP13	52	3.092	312606	------
MS1DSP19 DS	52	3.092	312606	------
MS1CSP14	52	3.092	312606	------
MS1BSP19 US	52	3.092	312606	------
MS1DSP13 US	52	3.092	312606	------
MS1CSP19 US	52	3.092	312606	------
MS1DSP14 DS	52	3.092	312606	------
MS1DSP19 US	52	3.092	312606	------
MS1BSP14	52	3.092	312606	------
MS7CSP03	51	2.721	383883	------
MS7DSP05 US	51	2.721	383883	------
MS7ASP05 US	51	2.721	383883	------
MS7BSP03	51	2.721	383883	------
MS7ASP05 DS	51	2.721	383883	------
MS7DSP03	51	2.721	383883	------
MS7BSP09	51	2.721	383883	------
MS7CSP09	51	2.721	383883	------
MS7DSP05 DS	51	2.721	383883	------
MS7ASP03	51	2.721	383883	------
[illegible]	[illegible]	[illegible]	[illegible]	[illegible]

MS1DSP12 DS	58	2.177	------	416019
MS1DSP21 DS	52	2.704	422431	------
MS1BSP21 US	52	2.704	422431	------
MS1ASP21 DS	52	2.704	422431	------
MS1CSP21 DS	52	2.704	422431	------
MS1DSP21 US	52	2.704	422431	------
MS1CSP21 US	52	2.704	422431	------
MS1ASP21 US	52	2.704	422431	------
MS1BEL13	1	2.677	428784	------
MS1AEL13	1	2.677	428784	------
MS1DEL14	1	2.677	428784	------
MS1DEL13	1	2.677	428784	------
MS1BEL13	1	2.677	428784	------
MS1BEL14	1	2.677	428784	------
MS1CEL14	1	2.677	428784	------
MS1AEL14	1	2.677	428784	------
MS1BSP22 US	51	2.380	508685	------
MS1BSP23 DS	51	2.380	508685	------
MS7ASP09	56	2.139	------	473077
MS1ASP22 DS	51	2.380	508685	------
MS1ASP22 US	51	2.380	508685	------
MS1CSP22 US	51	2.380	508685	------
MS1DSP22 US	51	2.380	508685	------
MS1DSP23 DS	51	2.380	508685	------
MS1CSP22 DS	51	2.380	508685	------
MS1DSP22 DS	51	2.380	508685	------
MS1CSP23 DS	51	2.380	508685	------
MS1BSP23 US	51	2.380	508685	------
MS1CSP23 US	51	2.380	508685	------
MS1DSP23 US	51	2.380	508685	------
MS1ASP23 US	51	2.380	508685	------
MS1BSP22 DS	51	2.380	508685	------
MS1ASP12 DS	58	2.177	532305	------
MS7CSP10 US	58	2.177	532305	------
MS7ASP11 DS	58	2.177	532305	------
MS7BSP10 US	58	2.177	532305	------
MS7ASP11 US	58	2.177	532305	------
MS1BSP11 US	58	2.177	532305	------
MS1CSP11 DS	58	2.177	532305	------
MS7DSP11 US	58	2.177	532305	------
MS7CSP10 DS	58	2.177	532305	------
MS1CSP11 US	58	2.177	532305	------
MS7BSP10 DS	58	2.177	532305	------
MS1ASP12 US	58	2.177	532305	------
MS7DSP11 DS	58	2.177	532305	------
MS1BSP11 DS	58	2.177	532305	------
MS1DSP12 US	58	2.177	532305	------
MS7CSP07	56	2.139	545399	------
MS7DSP09	56	2.139	545399	------
MS7BSP07	56	2.139	545399	------
MS1DSP20	58	1.904	688291	------
MS1ASP20	58	1.904	688291	------
MS1BSP20	58	1.904	688291	------
MS1CSP20	58	1.904	688291	------
MS1CSP16	9	1.432	918655	------
MS7DSP07	9	1.432	918655	------
MS1BSP16	9	1.432	918655	------
MS1CSP18	9	1.432	918655	------
MS1DSP16	9	1.432	918655	------
MS7ASP04	9	1.432	918655	------
MS7CSP04	9	1.432	918655	------
MS1DSP18	9	1.432	918655	------
MS1ASP16	9	1.432	918655	------
MS7ASP07	9	1.432	918655	------
MS7DSP04	9	1.432	918655	------
MS1ASP18	9	1.432	918655	------
MS7BSP04	9	1.432	918655	------
MS1BSP18	9	1.432	918655	------
MS1ASP23 DS	9	1.174	1246356	------
MS7AFE01	6	0.031	30037228	------
MS7CFE01	6	0.031	30037228	------
MS7BFE01	6	0.031	30037228	------

Company: Vermont Yankee Nuclear Power Corporation
Plant: Vermont Yankee
Unit:
DB Name: VY

Report Date: 13-SEP-2006 Time: 16:11:16
Analysis Date: 13-SEP-2006 Time: 15:51:16
CHECKWORKS FAC Version 1.0F (Build 52)

****
*** Wear Rate Analysis: Thickness/Service Time Report ***
****

Run Name: Main Steam 2006
Ending Period: CYCLE 25
Total Plant Operating Hours: 241618
WRA Data Option: Ignore NFA
Line Correction Factor: 23.841

Duty Factor (Global): 1.000
Exclude Measure Wear: No

Component Name	Thickness (in) Init.	Prd.[1]	Thoop	Tcrit	Component Predicted[1] Time to Tcrit (hrs) Non-Inspected	Inspected	Component Actual Service Time (hrs)
===>Grouped by Line: 074-18"-MS-01A, No Sorting.							
MS1ASP12 US	0.938	0.878	0.726	0.726	532305	------	241618
MS1ASP12 DS	0.938	0.878	0.726	0.726	532305	------	241618
MS1AEL07	0.938	0.812	0.726	0.726	144749	------	241618
MS1ASP13 US	0.938	0.853	0.726	0.726	312606	------	241618
MS1ASP13 DS	0.938	0.853	0.726	0.726	312606	------	241618
MS1AEL08	0.938	0.812	0.726	0.726	144749	------	241618
MS1ASP14 US	0.938	0.853	0.726	0.726	312606	------	241618
===>Grouped by Line: 074-18"-MS-07A, No Sorting.							
RX NOZZLE N3A	0.938	0.733	0.726	0.726	7710	------	241618
MS7ASP01	0.938	0.791	0.726	0.726	92438	------	241618
MS7AEL01	0.938	0.815	0.726	0.726	153769	------	241618
MS7ASP02	0.938	0.836	0.726	0.726	225517	------	241618
MS7AEL02	0.938	0.822	0.726	0.726	175822	------	241618
MS7ASP03	0.938	0.863	0.726	0.726	383883	------	241618
MS7ASP04	0.938	0.899	0.726	0.726	918655	------	241618
MS7AEL03	0.938	0.830	0.726	0.726	204277	------	241618
MS7ASP05 US	0.938	0.863	0.726	0.726	383883	------	241618
MS7ASP05 DS	0.938	0.863	0.726	0.726	383883	------	241618
MS7AEL04	0.938	0.812	0.726	0.726	144749	------	241618
MS7ASP06	0.938	0.853	0.726	0.726	312606	------	241618
MS7ASP07	0.938	0.899	0.726	0.726	918655	------	241618
MS7AEL05	0.938	0.812	0.726	0.726	144749	------	241618
MS7ASP08	0.938	0.853	0.726	0.726	312606	------	241618
MS7AFE01	0.938	0.937	0.814	0.814	30037228	------	241618
MS7ASP09	0.938	0.859	0.726	0.726	------	473077	241618
MS7AEL06	0.938	0.898	0.726	0.726	------	287886	241618
MS7ASP10	0.938	0.807	0.726	0.726	130227	------	241618
MS7AVA01	0.938	0.788	0.776	0.776	16821	------	241618
MS7ASP11 US	0.938	0.878	0.726	0.726	532305	------	241618
MS7ASP11 DS	0.938	0.878	0.726	0.726	532305	------	241618
MS7AVA02	0.938	0.788	0.776	0.776	16821	------	241618
===>Grouped by Line: 075-18"-MS-01A, No Sorting.							
MS1ASP14 DS	0.938	0.853	0.726	0.726	312606	------	241618
MS1AEL09	0.938	0.840	0.726	0.726	245599	------	241618
MS1ASP15	0.938	0.853	0.726	0.726	312606	------	241618
MS1ASP16	0.938	0.899	0.726	0.726	918655	------	241618
MS1AEL10	0.938	0.840	0.726	0.726	245599	------	241618
MS1ASP17	0.938	0.853	0.726	0.726	312606	------	241618
MS1ASP18	0.938	0.899	0.726	0.726	918655	------	241618
MS1AEL11	0.938	0.840	0.726	0.726	245599	------	241618
MS1ASP19 US	0.938	0.853	0.726	0.726	312606	------	241618
MS1ASP19 DS	0.938	0.853	0.726	0.726	312606	------	241618
MS1ATE01(U/S)	0.938	0.836	0.726	0.726	225488	------	241618
MS1ATE01(D/S)	0.938	0.848	0.726	0.726	284860	------	241618
MS1ASP19A	0.938	0.837	0.726	0.726	231432	------	241618
MS1AVA03	0.938	0.836	0.776	0.776	122646	------	241618
MS1AVA04	1.031	0.900	0.862	0.862	60263	------	241618
MS1ASP20	1.031	0.978	0.806	0.806	688291	------	241618
MS1AEL12	1.031	0.945	0.806	0.806	341346	------	241618
MS1ASP21 US	1.031	0.956	0.806	0.806	422431	------	241618
MS1ASP21 DS	1.031	0.956	0.806	0.806	422431	------	241618
MS1AEL13	1.031	0.957	0.806	0.806	428784	------	241618
MS1ASP22 US	1.031	0.965	0.806	0.806	508685	------	241618
MS1ASP22 DS	1.031	0.965	0.806	0.806	508685	------	241618
MS1AEL14	1.031	0.957	0.806	0.806	428784	------	241618
MS1ASP23 US	1.031	0.965	0.806	0.806	508685	------	241618
MS1ASP23 DS	1.031	0.999	0.806	0.806	1246356	------	241618
MS1AEL15	1.031	0.921	0.806	0.806	219306	------	241618
INLET HP TURB	1.031	0.912	0.806	0.806	185233	------	241618
===>Grouped by Line: 076-18"-MS-01B, No Sorting.							

MS1BSP11 US	0.938	0.878	0.726	0.726	532305	------	241618
MS1BSP11 DS	0.938	0.878	0.726	0.726	532305	------	241618
MS1BEL07	0.938	0.812	0.726	0.726	144749	------	241618
MS1BSP12 US	0.938	0.853	0.726	0.726	312606	------	241618
MS1BSP12 DS	0.938	0.853	0.726	0.726	312606	------	241618
MS1BEL08	0.938	0.812	0.726	0.726	144749	------	241618
MS1BSP13	0.938	0.853	0.726	0.726	312606	------	241618

====>Grouped by Line: 076-18"-MS-07B, No Sorting.

RX NOZZLE N3B	0.938	0.733	0.726	0.726	7710	------	241618
MS7BSP01	0.938	0.791	0.726	0.726	92438	------	241618
MS7BEL01	0.938	0.815	0.726	0.726	153769	------	241618
MS7BSP02	0.938	0.836	0.726	0.726	225517	------	241618
MS7BEL02	0.938	0.822	0.726	0.726	175822	------	241618
MS7BSP03	0.938	0.863	0.726	0.726	383883	------	241618
MS7BSP04	0.938	0.899	0.726	0.726	918655	------	241618
MS7BEL03	0.938	0.812	0.726	0.726	144749	------	241618
MS7BSP05 US	0.938	0.853	0.726	0.726	312606	------	241618
MS7BSP05 DS	0.938	0.853	0.726	0.726	312606	------	241618
MS7BEL04	0.938	0.812	0.726	0.726	144749	------	241618
MS7BSP06	0.938	0.853	0.726	0.726	312606	------	241618
MS7BFE01	0.938	0.937	0.814	0.814	30037228	------	241618
MS7BSP07	0.938	0.879	0.726	0.726	545399	------	241618
MS7BEL05	0.938	0.812	0.726	0.726	144749	------	241618
MS7BSP08 US	0.938	0.807	0.726	0.726	130227	------	241618
MS7BSP08 DS	0.938	0.807	0.726	0.726	130227	------	241618
MS7BEL06	0.938	0.830	0.726	0.726	204277	------	241618
MS7BSP09	0.938	0.863	0.726	0.726	383883	------	241618
MS7BVA01	0.938	0.788	0.776	0.776	16821	------	241618
MS7BSP10 US	0.938	0.878	0.726	0.726	532305	------	241618
MS7BSP10 DS	0.938	0.878	0.726	0.726	532305	------	241618
MS7BVA02	0.938	0.788	0.776	0.776	16821	------	241618

====>Grouped by Line: 077-18"-MS-01B, No Sorting.

MS1BSP14	0.938	0.853	0.726	0.726	312606	------	241618
MS1BEL09	0.938	0.840	0.726	0.726	245599	------	241618
MS1BSP15	0.938	0.853	0.726	0.726	312606	------	241618
MS1BSP16	0.938	0.899	0.726	0.726	918655	------	241618
MS1BEL10	0.938	0.840	0.726	0.726	245599	------	241618
MS1BSP17	0.938	0.853	0.726	0.726	312606	------	241618
MS1BSP18	0.938	0.899	0.726	0.726	918655	------	241618
MS1BEL11	0.938	0.840	0.726	0.726	245599	------	241618
MS1BSP19 US	0.938	0.853	0.726	0.726	312606	------	241618
MS1BSP19 DS	0.938	0.853	0.726	0.726	312606	------	241618
MS1BTE01(U/S)	0.938	0.836	0.726	0.726	225488	------	241618
MS1BTE01(D/S)	0.938	0.848	0.726	0.726	284860	------	241618
MS1BSP19A	0.938	0.837	0.726	0.726	231432	------	241618
MS1BVA03	0.938	0.836	0.776	0.776	122646	------	241618
MS1BVA04	1.031	0.900	0.862	0.862	60263	------	241618
MS1BSP20	1.031	0.978	0.806	0.806	688291	------	241618
MS1BEL12	1.031	0.945	0.806	0.806	341346	------	241618
MS1BSP21 US	1.031	0.956	0.806	0.806	422431	------	241618
MS1BSP21 DS	1.031	0.956	0.806	0.806	422431	------	241618
MS1BEL13	1.031	0.957	0.806	0.806	428784	------	241618
MS1BSP22 US	1.031	0.965	0.806	0.806	508685	------	241618
MS1BSP22 DS	1.031	0.965	0.806	0.806	508685	------	241618
MS1BEL14	1.031	0.957	0.806	0.806	428784	------	241618
MS1BSP23 US	1.031	0.965	0.806	0.806	508685	------	241618
MS1BSP23 DS	1.031	0.965	0.806	0.806	508685	------	241618
INLET HP TURB	1.031	0.912	0.806	0.806	185233	------	241618

====>Grouped by Line: 078-18"-MS-01C, No Sorting.

MS1CSP11 US	0.938	0.878	0.726	0.726	532305	------	241618
MS1CSP11 DS	0.938	0.878	0.726	0.726	532305	------	241618
MS1CEL07	0.938	0.812	0.726	0.726	144749	------	241618
MS1CSP12 US	0.938	0.853	0.726	0.726	312606	------	241618
MS1CSP12 DS	0.938	0.853	0.726	0.726	312606	------	241618
MS1CEL08	0.938	0.812	0.726	0.726	144749	------	241618
MS1CSP13	0.938	0.853	0.726	0.726	312606	------	241618

====>Grouped by Line: 078-18"-MS-07C, No Sorting.

RX NOZZLE N3C	0.938	0.733	0.726	0.726	7710	------	241618
MS7CSP01	0.938	0.791	0.726	0.726	92438	------	241618
MS7CEL01	0.938	0.815	0.726	0.726	153769	------	241618
MS7CSP02	0.938	0.836	0.726	0.726	225517	------	241618
MS7CEL02	0.938	0.822	0.726	0.726	175822	------	241618
MS7CSP03	0.938	0.863	0.726	0.726	383883	------	241618
MS7CSP04	0.938	0.899	0.726	0.726	918655	------	241618
MS7CEL03	0.938	0.812	0.726	0.726	144749	------	241618
MS7CSP05 US	0.938	0.853	0.726	0.726	312606	------	241618
[illegible]	[illegible]	[illegible]	[illegible]	[illegible]	[illegible]	[illegible]	[illegible]

MS7CEL04	0.938	0.812	0.726	0.726	144749	------	241618
MS7CSP06	0.938	0.853	0.726	0.726	312606	------	241618
MS7CFE01	0.938	0.937	0.814	0.814	30037228	------	241618
MS7CSP07	0.938	0.879	0.726	0.726	545399	------	241618
MS7CEL05	0.938	0.812	0.726	0.726	144749	------	241618
MS7CSP08 US	0.938	0.807	0.726	0.726	130227	------	241618
MS7CSP08 DS	0.938	0.807	0.726	0.726	130227	------	241618
MS7CEL06	0.938	0.830	0.726	0.726	204277	------	241618
MS7CSP09	0.938	0.863	0.726	0.726	383883	------	241618
MS7CVA01	0.938	0.788	0.776	0.776	16821	------	241618
MS7CSP10 US	0.938	0.878	0.726	0.726	532305	------	241618
MS7CSP10 DS	0.938	0.878	0.726	0.726	532305	------	241618
MS7CVA02	0.938	0.788	0.776	0.776	16821	------	241618

===>Grouped by Line: 079-18"-MS-01C, No Sorting.

MS1CSP14	0.938	0.853	0.726	0.726	312606	------	241618
MS1CEL09	0.938	0.840	0.726	0.726	245599	------	241618
MS1CSP15	0.938	0.853	0.726	0.726	312606	------	241618
MS1CSP16	0.938	0.899	0.726	0.726	918655	------	241618
MS1CEL10	0.938	0.840	0.726	0.726	245599	------	241618
MS1CSP17	0.938	0.853	0.726	0.726	312606	------	241618
MS1CSP18	0.938	0.899	0.726	0.726	918655	------	241618
MS1CEL11	0.938	0.840	0.726	0.726	245599	------	241618
MS1CSP19 US	0.938	0.853	0.726	0.726	312606	------	241618
MS1CSP19 DS	0.938	0.853	0.726	0.726	312606	------	241618
MS1CTE01(U/S)	0.938	0.836	0.726	0.726	225488	------	241618
MS1CTE01(D/S)	0.938	0.848	0.726	0.726	284860	------	241618
MS1CSP19A	0.938	0.837	0.726	0.726	231432	------	241618
MS1CVA03	0.938	0.836	0.776	0.776	122646	------	241618
MS1CVA04	1.031	0.900	0.862	0.862	60263	------	241618
MS1CSP20	1.031	0.978	0.806	0.806	688291	------	241618
MS1CEL12	1.031	0.945	0.806	0.806	341346	------	241618
MS1CSP21 US	1.031	0.956	0.806	0.806	422431	------	241618
MS1CSP21 DS	1.031	0.956	0.806	0.806	422431	------	241618
MS1BEL13	1.031	0.957	0.806	0.806	428784	------	241618
MS1CSP22 US	1.031	0.965	0.806	0.806	508685	------	241618
MS1CSP22 DS	1.031	0.965	0.806	0.806	508685	------	241618
MS1CEL14	1.031	0.957	0.806	0.806	428784	------	241618
MS1CSP23 US	1.031	0.965	0.806	0.806	508685	------	241618
MS1CSP23 DS	1.031	0.965	0.806	0.806	508685	------	241618
INLET HP TURB	1.031	0.912	0.806	0.806	185233	------	241618

===>Grouped by Line: 080-18"-MS-01D, No Sorting.

MS1DSP12 US	0.938	0.878	0.726	0.726	532305	------	241618
MS1DSP12 DS	0.938	0.845	0.726	0.726	------	416019	241618
MS1DEL07	0.938	0.967	0.726	0.726	------	403549	241618
MS1DSP13 US	0.938	0.853	0.726	0.726	312606	------	241618
MS1DSP13 DS	0.938	0.853	0.726	0.726	312606	------	241618
MS1DEL08	0.938	0.812	0.726	0.726	144749	------	241618
MS1DSP14 US	0.938	0.853	0.726	0.726	312606	------	241618

===>Grouped by Line: 080-18"-MS-07D, No Sorting.

RX NOZZLE N3D	0.938	0.733	0.726	0.726	7710	------	241618
MS7DSP01	0.938	0.791	0.726	0.726	92438	------	241618
MS7DEL01	0.938	0.815	0.726	0.726	153769	------	241618
MS7DSP02	0.938	0.836	0.726	0.726	225517	------	241618
MS7DEL02	0.938	0.822	0.726	0.726	175922	------	241618
MS7DSP03	0.938	0.863	0.726	0.726	383883	------	241618
MS7DSP04	0.938	0.899	0.726	0.726	918655	------	241618
MS7DEL03	0.938	0.830	0.726	0.726	204277	------	241618
MS7DSP05 US	0.938	0.863	0.726	0.726	383883	------	241618
MS7DSP05 DS	0.938	0.863	0.726	0.726	383883	------	241618
MS7DEL04	0.938	0.812	0.726	0.726	144749	------	241618
MS7DSP06	0.938	0.853	0.726	0.726	312606	------	241618
MS7DSP07	0.938	0.899	0.726	0.726	918655	------	241618
MS7DEL05	0.938	0.812	0.726	0.726	144749	------	241618
MS7DSP08	0.938	0.853	0.726	0.726	312606	------	241618
MS7DFE01	0.938	0.937	0.814	0.814	30037228	------	241618
MS7DSP09	0.938	0.879	0.726	0.726	545399	------	241618
MS7DEL06	0.938	0.812	0.726	0.726	144749	------	241618
MS7DSP10	0.938	0.807	0.726	0.726	130227	------	241618
MS7DVA01	0.938	0.788	0.776	0.776	16821	------	241618
MS7DSP11 US	0.938	0.878	0.726	0.726	532305	------	241618
MS7DSP11 DS	0.938	0.878	0.726	0.726	532305	------	241618
MS7DVA02	0.938	0.788	0.776	0.776	16821	------	241618

===>Grouped by Line: 081-18"-MS-01D, No Sorting.

MS1DSP14 DS	0.938	0.853	0.726	0.726	312606	------	241618
MS1DEL09	0.938	0.840	0.726	0.726	245599	------	241618
MS1DSP15	0.938	0.853	0.726	0.726	312606	------	241618
MS1DSP16	0.938	0.899	0.726	0.726	918655	------	241618
[illegible]	[illegible]	[illegible]	[illegible]	[illegible]	[illegible]	[illegible]	[illegible]

MS1DSP17	0.938	0.853	0.726	0.726	312606	------	241618
MS1DSP18	0.938	0.899	0.726	0.726	918655	------	241618
MS1DEL11	0.938	0.840	0.726	0.726	245599	------	241618
MS1DSP19 US	0.938	0.853	0.726	0.726	312606	------	241618
MS1DSP19 DS	0.938	0.853	0.726	0.726	312606	------	241618
MS1DTE01(U/S)	0.938	0.836	0.726	0.726	225488	------	241618
MS1DTE01(D/S)	0.938	0.848	0.726	0.726	284860	------	241618
MS1DSP19A	0.938	0.837	0.726	0.726	231432	------	241618
MS1DVA03	0.938	0.836	0.776	0.776	122646	------	241618
MS1DVA04	1.031	0.900	0.862	0.862	60263	------	241618
MS1DSP20	1.031	0.978	0.806	0.806	688291	------	241618
MS1DEL12	1.031	0.945	0.806	0.806	341346	------	241618
MS1DSP21 US	1.031	0.956	0.806	0.806	422431	------	241618
MS1DSP21 DS	1.031	0.956	0.806	0.806	422431	------	241618
MS1DEL13	1.031	0.957	0.806	0.806	428784	------	241618
MS1DSP22 US	1.031	0.965	0.806	0.806	508685	------	241618
MS1DSP22 DS	1.031	0.965	0.806	0.806	508685	------	241618
MS1DEL14	1.031	0.957	0.806	0.806	428784	------	241618
MS1DSP23 US	1.031	0.965	0.806	0.806	508685	------	241618
MS1DSP23 DS	1.031	0.965	0.806	0.806	508685	------	241618
MS1DEL15	1.031	0.921	0.806	0.806	219306	------	241618
INLET HP TURB	1.031	0.912	0.806	0.806	185233	------	241618

Note:
[1] Predictions are based on last Tmeas to analysis ending period.

Wear Rate Analysis Run Definition

Run Name: Cond2006 E4 to E3

Run Title: Condensate Htrs E4A B to E3A B

Ending Period: CYCLE 25

Total Oper. Hrs.: 241618.44

Duty Factor: 1.000

Analysis Options
- Ignore HFA Results
- HFA Results 1st Priority
- User Input 1st Priority
- Do Not Use Measured Wear

Database Lines
- 001-16"-FDW-01
- 002-16"-FDW-02
- 003-16"-FDW-03
- 004-24"-FDW-01
- 005-18"-FDW-07
- 006-18"-FDW-07
- 007-18"-FDW-12
- 008-16"-FDW-14

Add >

Remove <

Lines to Analyze
- 032-20"-C-27
- 033-20"-C-28

Run Definitions
- 36" MS Inlet piping
- 3rd Pt Extract Steam
- 3rd Pt Heater Drain
- 3rd Pt High Level
- 4th Pt Extract Steam
- 4th Pt Heater Drain
- 4th Pt High Level
- 5th Pt Extract Steam
- 5th Pt Heater Drains
- Cond LP Htr Bypass
- Cond Minimum Flow
- Cond2006 E3 to 3 FWP
- Cond2006 E4 to E3
- Condensate
- FDW 2006 E1s to Rx
- FDW 2006 Htr to E2s
- FDW06 2 P1s to Htr.
- FDW06 3-P1s to Htr
- FDW2006 E2s to E1s

< Prev | Next > | Add | Reset | Save

Copy | Delete | Print... | Help | Done

Advanced Run Def...

List of Defined Wear Rate Runs

SUPERVISOR VY

Start | EPRI CHECWOR... | Flow Accelera... | Desktop » « 8:36 AM

Comparison of Wear Predictions

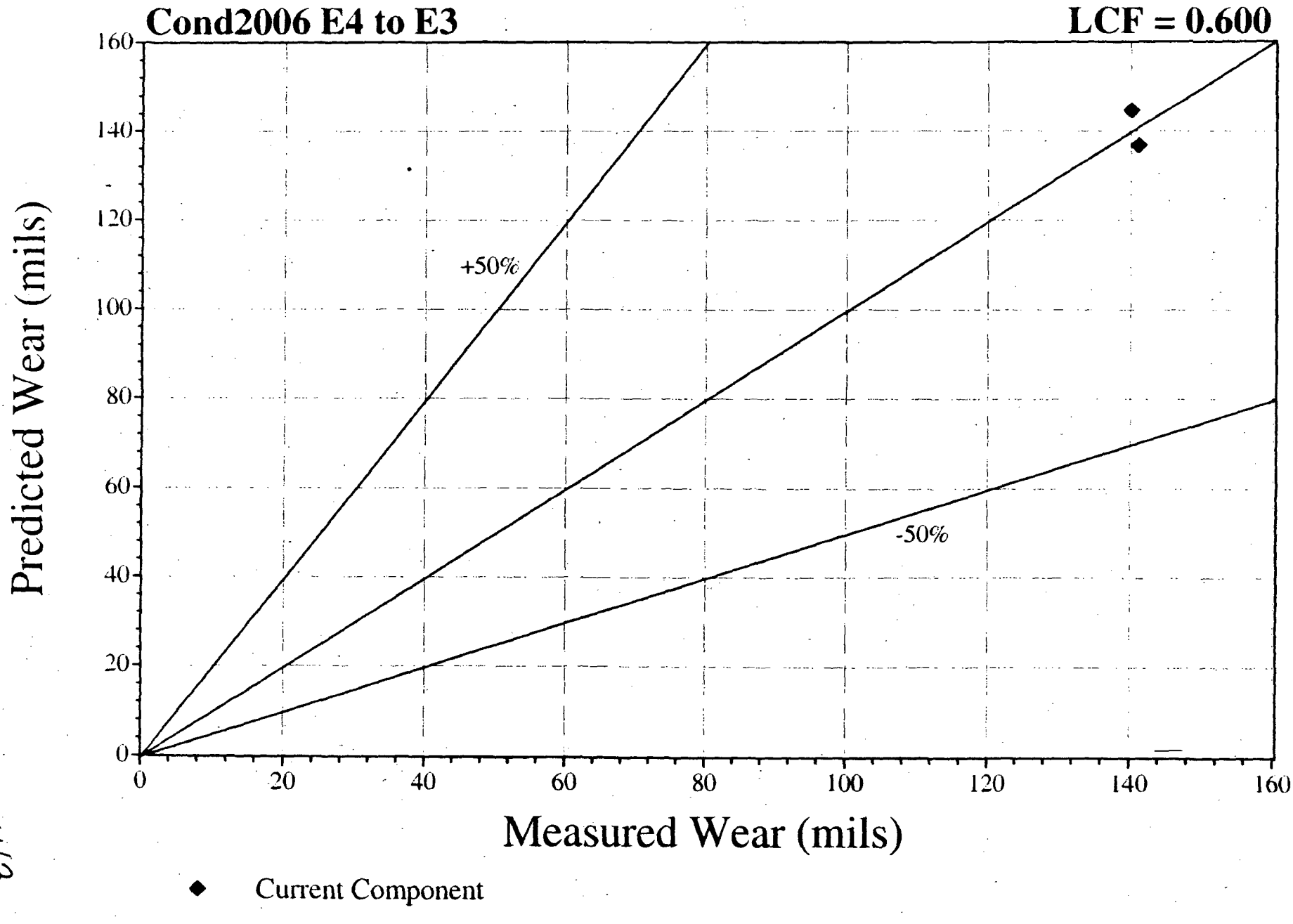

143

Comparison of Thickness Predictions

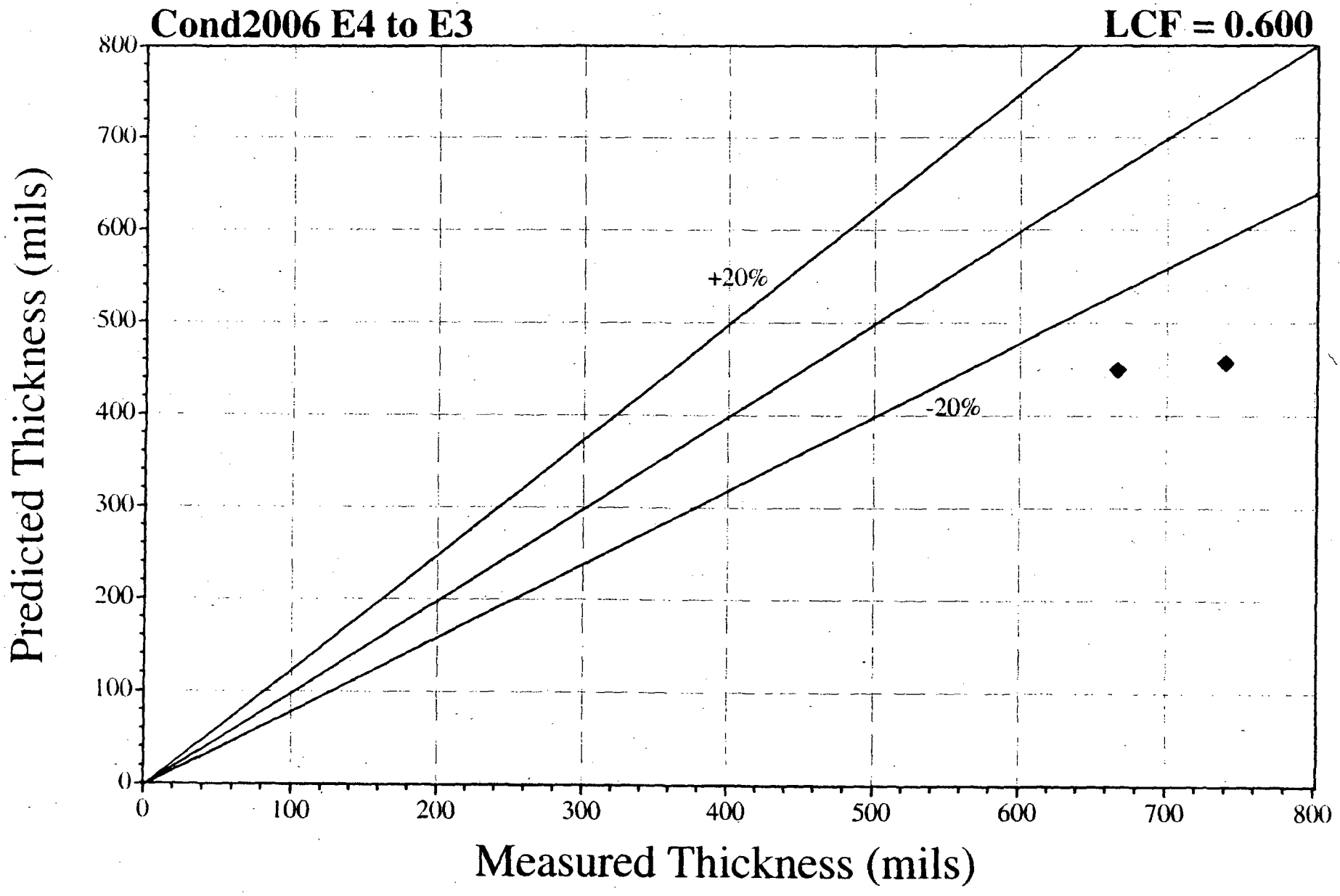

◆ Current Component

hhl

Company: Vermont Yankee Nuclear Power Corporation Report Date: 28-SEP-2006 Time: 08:32:16
Plant: Vermont Yankee Analysis Date: 28-SEP-2006 Time: 08:29:41
Unit: CHECWORKS FAC Version 1.0F (Build 52)
Ex Name: VY

*** Wear Rate Analysis: Combined Summary Report ***

Ex-Name: 1.021096 B4 to B5
Ending Period: CYCLE 25
Total Plant Operating Hours: 241618 Duty Factor (Global): 1.000
NPS Data Option: Ignore NPS Exclude Measure Wear: No
Time Correlation Factor: 6.166

Component Name	Comp. Code	Average Wear Rate (mils/year)	Current Wear Rate (mils/year)	Thickness (in) Init.	Prd.[1]	Thoop	Tcrit	Component Predict[1] Time to Tcrit (hrs) Non-Insp.	Insp.	Total Lifetime Wear (mils) Prd.[2]	Meas.	In-Service Cmp. Wear (mils) Prd.[2]	Meas.	In-Service Cmp. Tmeas (in)[4]	Method [3]	Time (hrs)[4]	Time(hrs) Last Inspected
***Grouped by Line: 032-207-C-27, No Sorting.																	
OUTLET NOZZLE E-4-1A	51	7.134	6.571	0.812	0.727	0.394	0.394	444354	------	---	---	---	---	0.813	--	152270	-----
[illegible]	3	5.883	4.466	0.594	0.432	0.394	0.394	74624	------	---	---	---	---	0.594	--	0	-----
[illegible]	53	4.202	3.190	0.594	0.478	0.394	0.394	231778	------	---	---	---	---	0.594	--	0	-----
[illegible]	4	6.219	4.721	0.594	0.422	0.394	0.394	53387	------	---	---	---	---	0.594	--	0	-----
[illegible]	54	5.378	4.083	0.594	0.446	0.394	0.394	111457	------	---	---	---	---	0.594	--	0	-----
[illegible]	2	6.219	4.721	0.594	0.422	0.394	0.394	53387	------	---	---	---	---	0.594	--	0	-----
[illegible]	52	4.202	3.190	0.594	0.478	0.394	0.394	231778	------	---	---	---	---	0.594	--	0	-----
[illegible]	9	1.888	1.433	0.594	0.542	0.394	0.394	906060	------	---	---	---	---	0.594	--	0	-----
[illegible]	2	6.219	4.721	0.594	0.422	0.394	0.394	53387	------	---	---	---	---	0.594	--	0	-----
[illegible]	52	4.202	3.190	0.594	0.478	0.394	0.394	231778	------	---	---	---	---	0.594	--	0	-----
[illegible]	1	5.546	4.211	0.594	0.441	0.394	0.394	98435	------	---	---	---	---	0.594	--	0	-----
[illegible]	3	5.883	4.466	0.594	0.432	0.394	0.394	74624	------	---	---	---	---	0.594	--	0	-----
[illegible]	53	4.202	3.190	0.594	0.478	0.394	0.394	231778	------	---	---	---	---	0.594	--	0	-----
[illegible]	2	6.219	4.721	0.594	0.422	0.394	0.394	53387	------	---	---	---	---	0.594	--	0	-----
[illegible]	52	4.202	3.190	0.594	0.478	0.394	0.394	231778	------	---	---	---	---	0.594	--	0	-----
[illegible]	2	6.219	4.721	0.594	0.422	0.394	0.394	53387	------	---	---	---	---	0.594	--	0	-----
[illegible]	4	6.219	4.721	0.594	0.422	0.394	0.394	53387	------	---	---	---	---	0.594	--	0	-----
[illegible]	54	5.378	4.083	0.594	0.446	0.394	0.394	111457	------	---	---	---	---	0.594	--	0	-----
[illegible]	2	6.219	4.721	0.594	0.422	0.394	0.394	53387	------	---	---	---	---	0.594	--	0	-----
[illegible]	52	4.202	3.190	0.594	0.478	0.394	0.394	231778	------	---	---	---	---	0.594	--	0	-----
[illegible]	1	5.546	4.211	0.594	0.441	0.394	0.394	98435	------	---	---	---	---	0.594	--	0	-----
[illegible]	4	6.219	4.721	0.594	0.639	0.394	0.394	------	455148	144.5	140.0	144.5	140.0	0.666	GW	195618	195618
[illegible]	3	5.883	4.466	0.594	0.713	0.394	0.394	------	627208	136.7	141.0	136.7	141.0	0.739	GW	195618	195618
INLET NOZZLE E-4-1A	33	5.746	5.104	0.594	0.518	0.394	0.394	213519	------	---	---	---	---	0.594	--	125911	-----
***Grouped by Line: 032-207-C-28, No Sorting.																	
OUTLET NOZZLE E-4-1B	51	7.134	6.571	0.812	0.727	0.394	0.394	444354	------	---	---	---	---	0.813	--	152270	-----
[illegible]	61	4.558	3.445	0.594	0.469	0.394	0.394	191034	------	---	---	---	---	0.594	--	0	-----
[illegible]	4	6.219	4.721	0.594	0.422	0.394	0.394	53387	------	---	---	---	---	0.594	--	0	-----
[illegible]	4	6.219	4.721	0.594	0.422	0.394	0.394	53387	------	---	---	---	---	0.594	--	0	-----
[illegible]	54	5.378	4.083	0.594	0.446	0.394	0.394	111457	------	---	---	---	---	0.594	--	0	-----
[illegible]	9	1.888	1.433	0.594	0.542	0.394	0.394	906060	------	---	---	---	---	0.594	--	0	-----
[illegible]	2	6.219	4.721	0.594	0.422	0.394	0.394	53387	------	---	---	---	---	0.594	--	0	-----
[illegible]	1	6.219	4.721	0.594	0.422	0.394	0.394	53387	------	---	---	---	---	0.594	--	0	-----
[illegible]	54	5.378	4.083	0.594	0.446	0.394	0.394	111457	------	---	---	---	---	0.594	--	0	-----
[illegible]	2	6.219	4.721	0.594	0.422	0.394	0.394	53387	------	---	---	---	---	0.594	--	0	-----
[illegible]	52	4.202	3.190	0.594	0.478	0.394	0.394	231778	------	---	---	---	---	0.594	--	0	-----
[illegible]	2	6.219	4.721	0.594	0.422	0.394	0.394	53387	------	---	---	---	---	0.594	--	0	-----
[illegible]	52	4.202	3.190	0.594	0.478	0.394	0.394	231778	------	---	---	---	---	0.594	--	0	-----
[illegible]	1	5.546	4.211	0.594	0.441	0.394	0.394	98435	------	---	---	---	---	0.594	--	0	-----
[illegible]	4	6.219	4.721	0.594	0.422	0.394	0.394	53387	------	---	---	---	---	0.594	--	0	-----
[illegible]	3	5.883	4.466	0.594	0.432	0.394	0.394	74624	------	---	---	---	---	0.594	--	0	-----
INLET NOZZLE E-4-1B	30	5.746	5.104	0.594	0.518	0.394	0.394	213519	------	---	---	---	---	0.594	--	125911	-----

Notes:
[1] Predictions are based on last Tmeas to analysis ending period.
[2] Predictions are for the time of last inspection (last known meas. wear).
[3] GW = Tmeas is minimum thickness from Band, Blanket or Area Method of greatest wear.
MT = Tmeas is component minimum thickness.
PW = Tmeas is Tinit - predicted wear.
UT = Tmeas is user specified.
[4] If no Tmeas has been determined from measured data, then Tmeas = Tinit and Time = current component installation time.
Tmeas is used to determine Predicted Thickness and Component Predicted Time to Tcrit.

SCHEDULED FOR INSPECTION IN RFO26

145

Company: Vermont Yankee Nuclear Power Corporation Report Date: 28-SEP-2006 Time: 08:32:11
Plant: Vermont Yankee Analysis Date: 28-SEP-2006 Time: 08:29:41
Unit: CHECWORKS FAC Version 1.0F (Build 52)
PM Name: VY

*** Wear Rate Analysis: Wear Predictions Report ***

Run Name: Cond2006 B4 to B5
Ending Period: 2006 B5
Total Plant Operating Hours: 241618 Duty Factor (Global): 1.000
NPA Data Option: Ignore NPA Exclude Measure Wear: No
Line Correction Factor: 0.600

Component Name	Total Lifetime Wear (mils) Prd.[1]	Total Lifetime Wear (mils) Meas.	In-Service Cmp. Wear (mils) Prd.[1]	In-Service Cmp. Wear (mils) Meas.	In-Service Cmp. Tmeas (in)[3]	Method [2]	Time (hrs)[3]	In-Service Cmp. Thickness (mils)[4] Tp	In-Service Cmp. Thickness (mils)[4] Tm	Incremental Wear (mils)[5] PRWEAR	Time (hrs) Last Inspected
---Grouped by Line: 033-20"-C-21, No Sorting.											
CE0750.12	144.5	140.0	144.5	140.0	0.666	GW	195618	449.5	666.0	27.0	195618
CE0750.13	136.7	141.0	136.7	141.0	0.739	GW	195618	457.3	739.0	25.5	195618
---Grouped by Line: 033-20"-C-28, No Sorting.											

Notes:
[1] Predictions are for the time of last inspection (last known meas. wear).
[2] GW = Tmeas is minimum thickness from Band, Blanket or Area Method of greatest wear.
MT = Tmeas is component minimum thickness.
PW = Tmeas is Tinit - predicted wear.
US = Tmeas is user specified.
[3] If no Tmeas has been determined from measured data, then Tmeas = Tinit and Time = current component installation time.
Tmeas is used to determine Predicted Thickness and Component Predicted Time to Tcrit.
[4] These two values are used for thickness plot.
Tp = Predicted thickness at Tmeas.
Tm = Last measured thickness (Tmeas).
[5] PRWEAR = Incremental wear from last Tmeas time to analysis ending period.

146

Company: Vermont Yankee Nuclear Power Corporation Report Date: 28-SEP-2006 Time: 08:32:07
Plant: Vermont Yankee Analysis Date: 28-SEP-2006 Time: 08:29:41
Units: CHECWORKS FAC Version 1.0F (Build 52)
DB Name: VY

*** Wear Rate Analysis: Combined Rankings for Inspection ***

Run Name: [illegible] E4 to E5
Ending Period: CYCLE 24
Total Plant Operating Hours: 241618 Duty Factor (Global): 1.000
WRA Data Option: Ignore NRA Exclude Measure Wear: No
Line Correction Factor: 0.600

Component Name	Geometry Code	Average Wear Rate (mils/year)	Component Predicted Time to Tcrit (hrs) Non-Inspected	Inspected
[illegible]	3	5.883	74624	------
[illegible]	2	6.219	53387	------
[illegible]	54	5.378	111457	------
OUTLET NOZZLE E-4-1B	32	7.134	444354	------
OUTLET NOZZLE E-4-1A	31	7.134	444354	------
[illegible]	4	6.219	53387	------
[illegible] *	4	6.219	53387	------
[illegible]	2	6.219	53387	------
[illegible]	4	6.219	------	455148
[illegible]	4	6.219	53387	------
[illegible]	2	6.219	53387	------
[illegible]	4	6.219	53387	------
[illegible]	2	6.219	53387	------
[illegible]	2	6.219	53387	------
[illegible]	2	6.219	53387	------
[illegible]	2	6.219	53387	------
[illegible]	4	6.219	53387	------
[illegible]	4	6.219	53387	------
[illegible]	2	6.219	53387	------
[illegible]	2	6.219	53387	------
[illegible]	3	5.883	74624	------
[illegible]	3	5.883	74624	------
[illegible]	3	5.883	------	627208
[illegible]	1	5.546	98435	------
[illegible] *	1	5.546	98435	------
[illegible]	1	5.546	98435	------
[illegible]	54	5.378	111457	------
INLET NOZZLE E-3-1A	30	5.746	213519	------
INLET NOZZLE E-3-1B	30	5.746	213519	------
[illegible]	54	5.378	111457	------
[illegible]	54	5.378	111457	------
[illegible]	61	4.538	191034	------
[illegible]	52	4.202	231778	------
[illegible]	53	4.202	231778	------
[illegible]	52	4.202	231778	------
[illegible]	52	4.202	231778	------
[illegible]	52	4.202	231778	------
[illegible]	53	4.202	231778	------
[illegible]	52	4.202	231778	------
[illegible]	52	4.202	231778	------
[illegible]	52	4.202	231778	------
[illegible]	9	1.888	906060	------
[illegible]	9	1.888	906060	------

* SCHEDULED FOR INSPECTION in RF026

147

Company: Vermont Yankee Nuclear Power Corporation Report Date: 26-SEP-2006 Time: 08:52:03
Plant: Vermont Yankee Analysis Date: 26-SEP-2006 Time: 08:29:41
Unit: CHECWORKS FAC Version 1.0F (Build 52)
In Model: VY

*** Wear Rate Analysis: Thickness.Service Time Report ***

File Name: [illegible] R4 to R5
Evaluation Period: CYCLE 15
Total Plant Operating Hours: 241618 Duty Factor (Global): 1.000
Data Data Option: Ignore NFA Exclude Measure Wear: No
Line Correction Factor: 0.000

Component Name	Thickness (in) Init.	Pred.[1]	Thsop	Tcrit	Component Predicted[1] Time to Tcrit (hrs) Non-Inspected	Inspected	Component Actual Service Time (hrs)
***Grouped by Line: [illegible] 20"-C-27, No Sorting.							
OUTLET NOZZLE R-4-1A	0.512	0.727	0.394	0.394	444354	------	104347
[illegible]	0.594	0.432	0.394	0.394	74624	------	241618
[illegible]	0.594	0.478	0.394	0.394	231778	------	241618
[illegible]	0.594	0.422	0.394	0.394	53387	------	241618
[illegible]	0.594	0.446	0.394	0.394	111457	------	241618
[illegible]	0.594	0.422	0.394	0.394	53387	------	241618
[illegible]	0.594	0.478	0.394	0.394	231778	------	241618
[illegible]	0.594	0.543	0.394	0.394	906060	------	241618
[illegible]	0.594	0.422	0.394	0.394	53387	------	241618
[illegible]	0.594	0.478	0.394	0.394	231778	------	241618
[illegible]	0.594	0.441	0.394	0.394	98435	------	241618
[illegible]	0.594	0.432	0.394	0.394	74624	------	241618
[illegible]	0.594	0.478	0.394	0.394	231778	------	241618
[illegible]	0.594	0.422	0.394	0.394	53387	------	241618
[illegible]	0.594	0.478	0.394	0.394	231778	------	241618
[illegible]	0.594	0.422	0.394	0.394	53387	------	241618
[illegible]	0.594	0.422	0.394	0.394	53387	------	241618
[illegible]	0.594	0.446	0.394	0.394	111457	------	241618
[illegible]	0.594	0.422	0.394	0.394	53387	------	241618
[illegible]	0.594	0.478	0.394	0.394	231778	------	241618
[illegible]	0.594	0.441	0.394	0.394	98435	------	241618
[illegible]	0.594	0.639	0.394	0.394	------	455148	241618
[illegible]	0.594	0.715	0.394	0.394	------	627208	241618
INLET NOZZLE R-3-1A	0.594	0.518	0.394	0.394	213519	------	115707
***Grouped by Line: [illegible] 20"-C-28, No Sorting.							
OUTLET NOZZLE R-4-1B	0.512	0.727	0.394	0.394	444354	------	104347
[illegible]	0.594	0.469	0.394	0.394	191034	------	241618
[illegible]	0.594	0.422	0.394	0.394	53387	------	241618
[illegible]	0.594	0.422	0.394	0.394	53387	------	241618
[illegible]	0.594	0.446	0.394	0.394	111457	------	241618
[illegible]	0.594	0.543	0.394	0.394	906060	------	241618
[illegible]	0.594	0.422	0.394	0.394	53387	------	241618
[illegible]	0.594	0.422	0.394	0.394	53387	------	241618
[illegible]	0.594	0.446	0.394	0.394	111457	------	241618
[illegible]	0.594	0.422	0.394	0.394	53387	------	241618
[illegible]	0.594	0.478	0.394	0.394	231778	------	241618
[illegible]	0.594	0.422	0.394	0.394	53387	------	241618
[illegible]	0.594	0.478	0.394	0.394	231778	------	241618
[illegible]	0.594	0.422	0.394	0.394	53387	------	241618
[illegible]	0.594	0.478	0.394	0.394	231778	------	241618
[illegible]	0.594	0.441	0.394	0.394	98435	------	241618
[illegible]	0.594	0.422	0.394	0.394	53387	------	241618
[illegible]	0.594	0.432	0.394	0.394	74624	------	241618
INLET NOZZLE R-3-1B	0.594	0.518	0.394	0.394	213519	------	115707

Notes:
[1] Predictions are based on last Tmeas to analysis ending period.

SCHEDULED FOR INSPECTION IN RF026

148

Company: Vermont Yankee Nuclear Power Corporation Report Date: 28-SEP-2006 Time: 08:31:59
Plant: Vermont Yankee Analysis Date: 28-SEP-2006 Time: 08:29:41
Unit: CHECWORKS FAC Version 1.0F (Build 52)
EA Name: VY

*** Wear Rate Analysis: Inspection History Report ***

Run Name: Cond-2006 E4 to E3
Scoping Period: CYCLE 25
Total Plant Operating Hours: 241618 Duty Factor (Global): 1.000
NWA Rate Option: Ignore NWA Exclude Measure Wear: No
Line Correction Factor: 0.800

Component Name	Geom. Code	No.	Material Cr. (%)	Cu. (%)	Mo. (%)	Sigma (psi)	Time (hrs) Last Inspected	Replaced	Analysis Option	Measured Wear (mils)
***Grouped by Line: 0[illegible]20"-C-27, No Sorting.										
OUTLET NOZZLE E-4-1A	31	5	0.00	0.00	0.00	15000	-----	-----		---
*Replacement #1	51	5	0.00	0.00	0.00	15000	-----	137270		---
[illegible]	3	21	0.00	0.00	0.00	15000	-----	-----		---
[illegible]	54	5	0.00	0.00	0.00	15000	-----	-----		---
[illegible]	4	21	0.00	0.00	0.00	15000	-----	-----		---
[illegible]	54	5	0.00	0.00	0.00	15000	-----	-----		---
[illegible]	2	21	0.00	0.00	0.00	15000	-----	-----		---
[illegible]	52	5	0.00	0.00	0.00	15000	-----	-----		---
[illegible]	9	5	0.00	0.00	0.00	15000	-----	-----		---
[illegible]	2	21	0.00	0.00	0.00	15000	-----	-----		---
[illegible]	52	5	0.00	0.00	0.00	15000	-----	-----		---
[illegible]	1	21	0.00	0.00	0.00	15000	-----	-----		---
[illegible]	3	21	0.00	0.00	0.00	15000	-----	-----		---
[illegible]	54	5	0.00	0.00	0.00	15000	-----	-----		---
[illegible]	2	21	0.00	0.00	0.00	15000	-----	-----		---
[illegible]	52	5	0.00	0.00	0.00	15000	-----	-----		---
[illegible]	3	21	0.00	0.00	0.00	15000	-----	-----		---
[illegible]	4	21	0.00	0.00	0.00	15000	-----	-----		---
[illegible]	54	5	0.00	0.00	0.00	15000	-----	-----		---
[illegible]	2	21	0.00	0.00	0.00	15000	-----	-----		---
[illegible]	52	5	0.00	0.00	0.00	15000	-----	-----		---
[illegible]	1	21	0.00	0.00	0.00	15000	-----	-----		---
[illegible]	4	21	0.00	0.00	0.00	15000	195618	-----		140
[illegible]	3	21	0.00	0.00	0.00	15000	195618	-----		141
INLET NOZZLE E-3-1A	30	5	0.00	0.00	0.00	15000	-----	-----		---
*Replacement #1	10	5	0.00	0.00	0.00	15000	-----	125911		---
***Grouped by Line: 0[illegible] 20"-C-28, No Sorting.										
OUTLET NOZZLE E-4-1B	31	5	0.00	0.00	0.00	15000	-----	-----		---
*Replacement #1	31	5	0.00	0.00	0.00	15000	-----	137270		---
[illegible]	61	5	0.00	0.00	0.00	15000	-----	-----		---
[illegible]	4	21	0.00	0.00	0.00	15000	-----	-----		---
[illegible]	4	21	0.00	0.00	0.00	15000	-----	-----		---
[illegible]	54	5	0.00	0.00	0.00	15000	-----	-----		---
[illegible]	9	5	0.00	0.00	0.00	15000	-----	-----		---
[illegible]	2	21	0.00	0.00	0.00	15000	-----	-----		---
[illegible]	4	21	0.00	0.00	0.00	15000	-----	-----		---
[illegible]	54	5	0.00	0.00	0.00	15000	-----	-----		---
[illegible]	2	21	0.00	0.00	0.00	15000	-----	-----		---
[illegible]	52	5	0.00	0.00	0.00	15000	-----	-----		---
[illegible]	2	21	0.00	0.00	0.00	15000	-----	-----		---
[illegible]	52	5	0.00	0.00	0.00	15000	-----	-----		---
[illegible]	1	21	0.00	0.00	0.00	15000	-----	-----		---
[illegible]	4	21	0.00	0.00	0.00	15000	-----	-----		---
[illegible]	3	21	0.00	0.00	0.00	15000	-----	-----		---
INLET NOZZLE E-3-1B	30	5	0.00	0.00	0.00	15000	-----	-----		---
*Replacement #1	30	5	0.00	0.00	0.00	15000	-----	125911		---

199

Company: Vermont Yankee Nuclear Power Corporation Report Date: 28-SEP-2006 Time: 08:31:50
Plant: Vermont Yankee Analysis Date: 28-SEP-2006 Time: 08:29:41
Date: CHECWORKS FAC Version 1.0F (Build 62)
Job Name: VY

*** Wear Rate Analysis: Wear Rates/Input Data Report ***

Run Name: [illegible] B1 to B3
Analysis Period: [illegible] 25
Total Plant Operating Hours: 241618 Duty Factor (Global): 1.000
Wear Rate Option: Ignore NPA Exclude Measure Wear: No
Line Correction Factor: 0.600

Component Name	Comp. Code	Average Wear Rate (mils/year)	Current Wear Rate (mils/year)	Temp. (F)	Velocity (ft/s)	Steam Quality	Diameter (in)
Grouped by Line: [illegible]-27, No Sorting.							
OUTLET NOZZLE B-4-1A	31	7.134	6.571	229.0	8.138	0.000	20.000
[illegible]	3	5.883	4.466	229.0	7.765	0.000	20.000
[illegible]	56	4.202	3.190	229.0	7.765	0.000	20.000
[illegible]	4	6.219	4.721	229.0	7.765	0.000	20.000
[illegible]	54	5.378	4.083	229.0	7.765	0.000	20.000
[illegible]	4	6.219	4.721	229.0	7.765	0.000	20.000
[illegible]	52	4.202	3.190	229.0	7.765	0.000	20.000
[illegible]	0	1.888	1.433	229.0	7.765	0.000	20.000
[illegible]	2	6.219	4.721	229.0	7.765	0.000	20.000
[illegible]	52	4.202	3.190	229.0	7.765	0.000	20.000
[illegible]	1	5.546	4.211	229.0	7.765	0.000	20.000
[illegible]	3	5.883	4.466	229.0	7.765	0.000	20.000
[illegible]	53	4.202	3.190	229.0	7.765	0.000	20.000
[illegible]	2	6.219	4.721	229.0	7.765	0.000	20.000
[illegible]	52	4.202	3.190	229.0	7.765	0.000	20.000
[illegible]	2	6.219	4.721	229.0	7.765	0.000	20.000
[illegible]	4	6.219	4.721	229.0	7.765	0.000	20.000
[illegible]	54	5.378	4.083	229.0	7.765	0.000	20.000
[illegible]	2	6.219	4.721	229.0	7.765	0.000	20.000
[illegible]	52	4.202	3.190	229.0	7.765	0.000	20.000
[illegible]	1	5.546	4.211	229.0	7.765	0.000	20.000
[illegible]	4	6.219	4.721	229.0	7.765	0.000	20.000
[illegible]	3	5.883	4.466	229.0	7.765	0.000	20.000
INLET NOZZLE B-3-1A	30	5.746	5.104	229.0	7.765	0.000	20.000
Grouped by Line: [illegible]-28, No Sorting.							
OUTLET NOZZLE B-4-1B	31	7.134	6.571	229.0	8.138	0.000	20.000
[illegible]	61	4.538	3.445	229.0	7.765	0.000	20.000
[illegible]	4	6.219	4.721	229.0	7.765	0.000	20.000
[illegible]	4	6.219	4.721	229.0	7.765	0.000	20.000
[illegible]	54	5.378	4.083	229.0	7.765	0.000	20.000
[illegible]	0	1.888	1.433	229.0	7.765	0.000	20.000
[illegible]	2	6.219	4.721	229.0	7.765	0.000	20.000
[illegible]	4	6.219	4.721	229.0	7.765	0.000	20.000
[illegible]	54	5.378	4.083	229.0	7.765	0.000	20.000
[illegible]	2	6.219	4.721	229.0	7.765	0.000	20.000
[illegible]	52	4.202	3.190	229.0	7.765	0.000	20.000
[illegible]	2	6.219	4.721	229.0	7.765	0.000	20.000
[illegible]	52	4.202	3.190	229.0	7.765	0.000	20.000
[illegible]	2	6.219	4.721	229.0	7.765	0.000	20.000
[illegible]	52	4.202	3.190	229.0	7.765	0.000	20.000
[illegible]	1	5.546	4.211	229.0	7.765	0.000	20.000
[illegible]	4	6.219	4.721	229.0	7.765	0.000	20.000
[illegible]	3	5.883	4.466	229.0	7.765	0.000	20.000
INLET NOZZLE B-3-1B	30	5.746	5.104	229.0	7.765	0.000	20.000

150

Tpred/Tcrit Ratio Plot

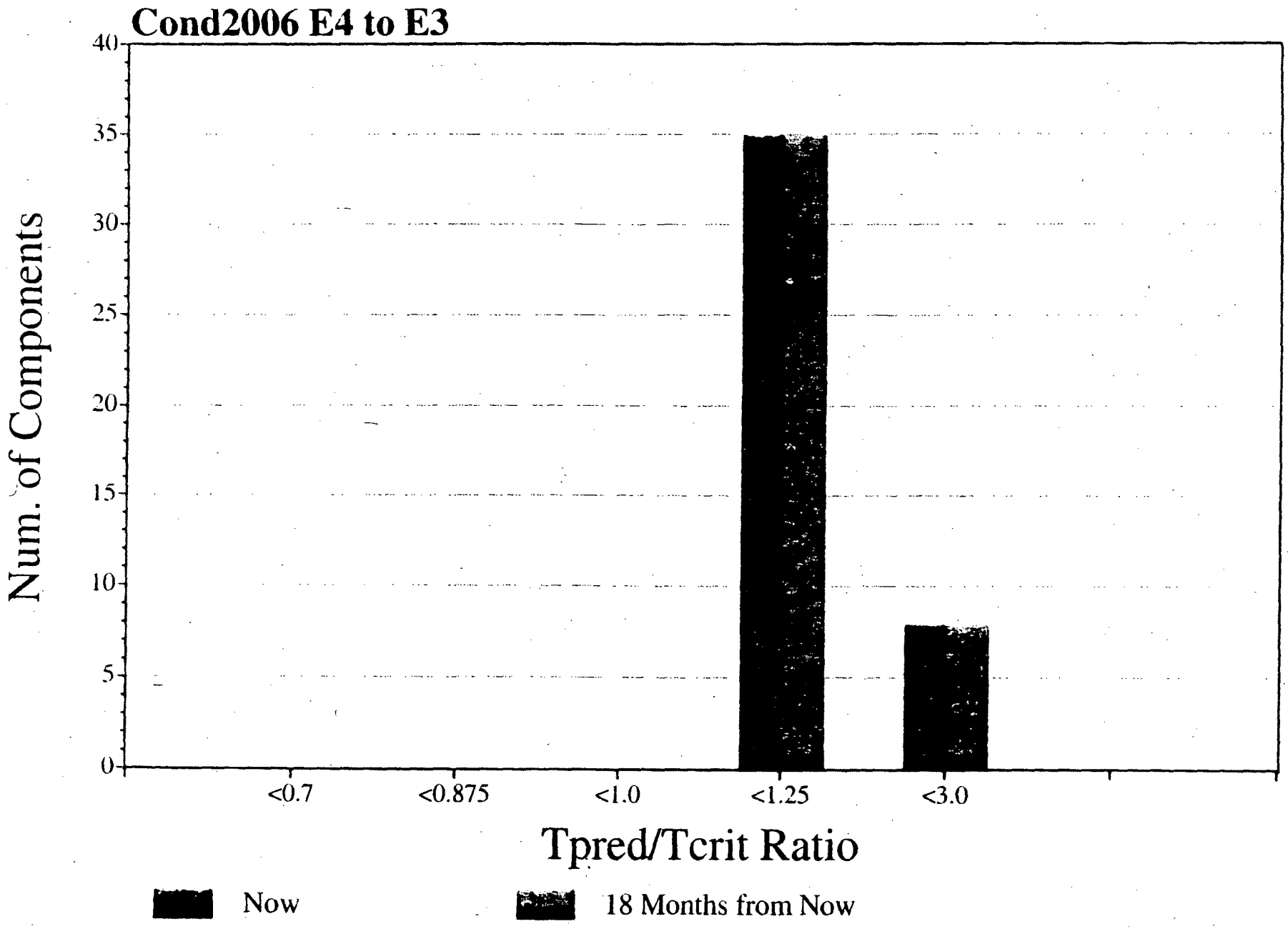

151

Cumulative % of Comp. Time to Tcrit

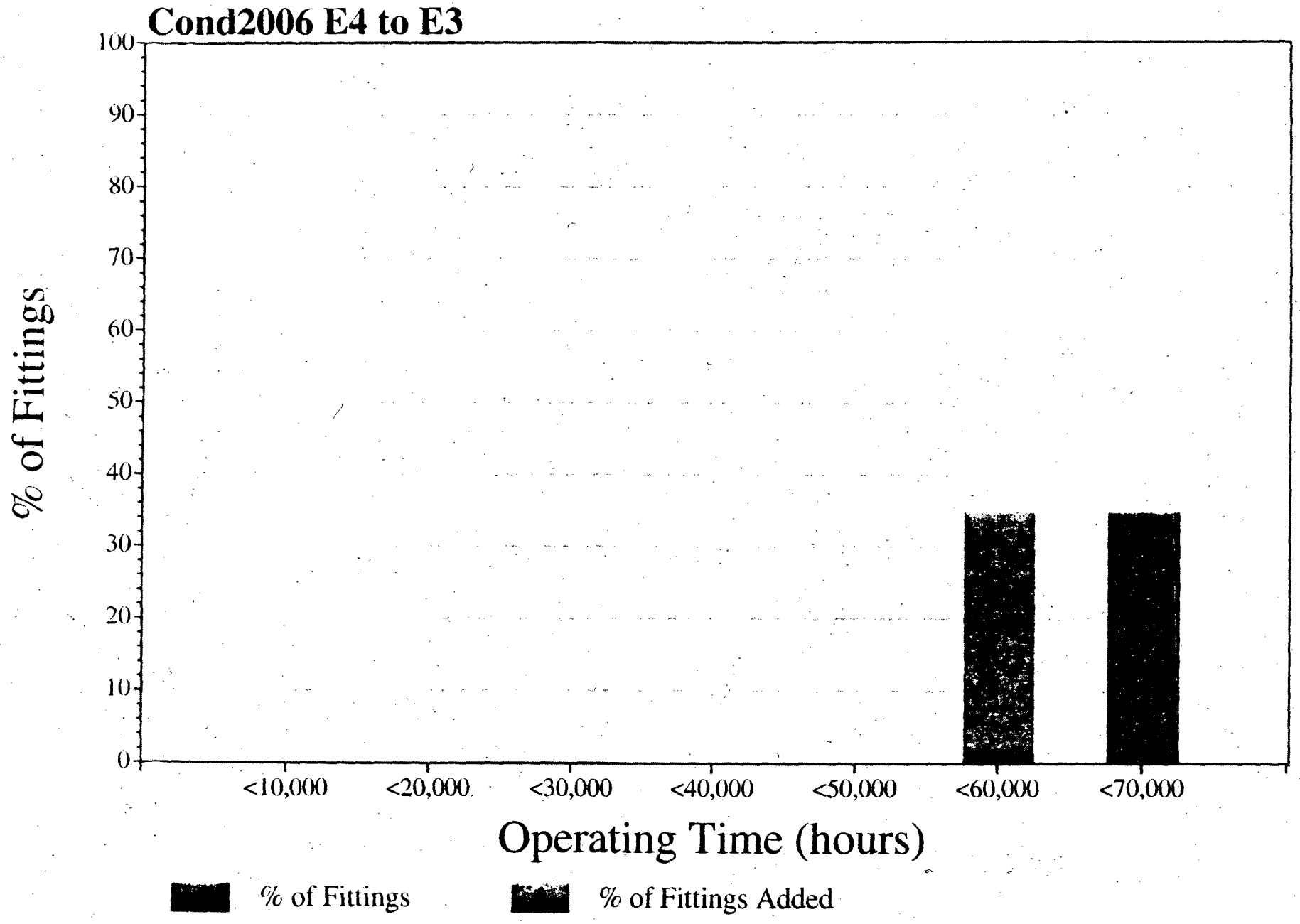

152

Wear Rate Analysis Run Definition

Run Name: Cond2006 E3 to 2 FWP

Run Title: Condensate E3A B to 2 FDW Pumps Run'g

Ending Period: CYCLE 25

Total Oper. Hrs.: 241618.44

Duty Factor: 1.000

Analysis Options

- Ignore IIFA Results
- IIFA Results 1st Priority
- User Input 1st Priority
- Do Not Use Measured Wear

Database Lines

001-16"-FDW-01
002-16"-FDW-02
003-16"-FDW-03
004-24"-FDW-01
005-18"-FDW-07
006-18"-FDW-07
007-18"-FDW-12
008-16"-FDW-14

Add >
>>
Remove <
<<

Lines to Analyze

034-20"-C-29
035-20"-C-30
036-24"-C-30
037-16"-C-30
037-20"-C-30
039-16"-C-32
039-20"-C-32

Run Definitions

Cond Minimum Flow
Cond2006 E3 to 2 FWP
Cond2006 E3 to 3 FWP
Cond2006 E4 to E3
Condensate
FDW 2006 E1s to Rx
FDW 2006 Hdr to E2s
FDW06 2 P1s to Hdr.
FDW06 3-P1s to Hdr
FDW2006 2P1s to E2s
FDW2006 E2s to E1s
Feed Pump Recirc
Feedwater
Feedwater Flush
Feedwater Low Flow
Heater Drain Pumps
Main Steam 2006
Moist Sep High Level
Moist Separator Drn

< Prev | Next > | Add | Update | Save

Copy | Delete | Print... | Help | Done

Advanced Run Def...

List of Defined Wear Rate Runs

153

SUPERVISOR VY

Start | EPRI CHECWOR... | Flow Accelera... | Desktop » « 9:37 AM

Comparison of Wear Predictions

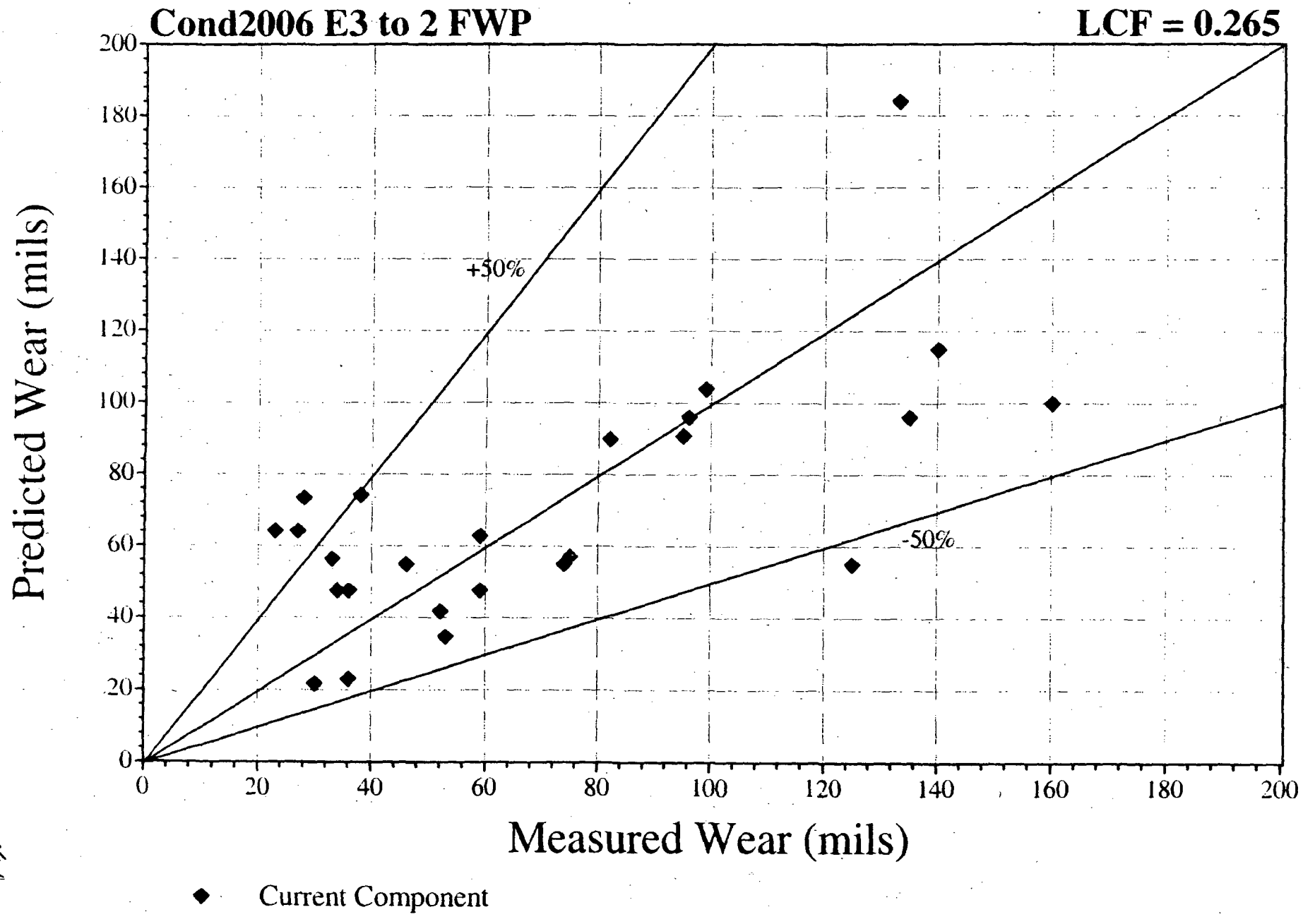

154

Comparison of Thickness Predictions

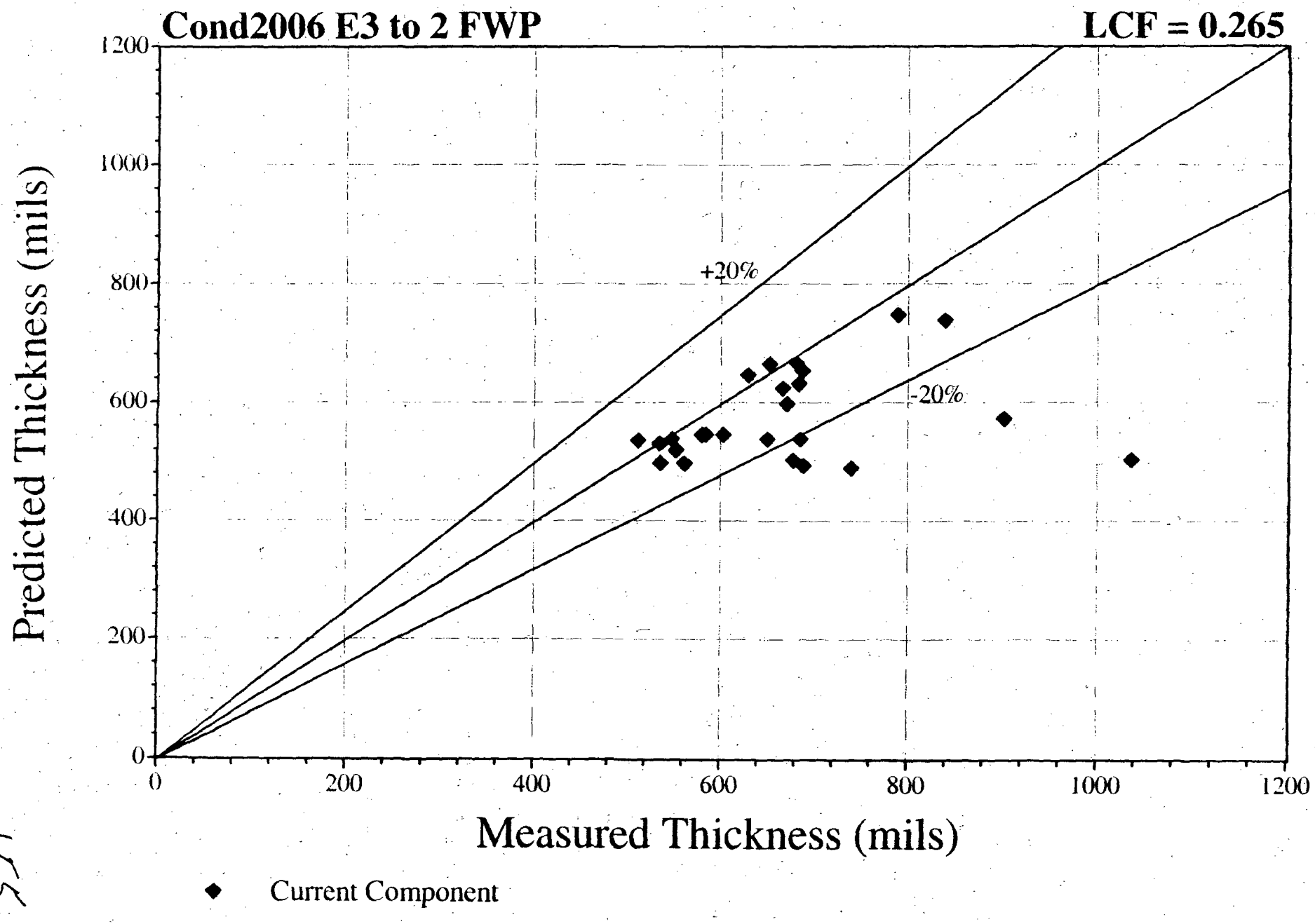

155

Company: Vermont Yankee Nuclear Power Corporation Report Date: 28-SEP-2006 Time: 09:29:20
Plant: Vermont Yankee Analysis Date: 28-SEP-2006 Time: 09:09:53
Unit: CHECWORKS FAC Version 1.0F (Build 52)
DB Name: VY

*** Wear Rate Analysis: Combined Summary Report ***

Run Name: FeedBout E3 to 2 FWP
Mining Period: CYCLE 25
Total Plant Operating Hours: 241618 Duty Factor (Global): 1.000
Use Data Option: Ignore NPA Exclude Measure Wear: No
Line Correction Factor: 0.265

Component Name	Geom. Code	Average Wear Rate (mils/year)	Current Wear Rate (mils/year)	Thickness (in) Init.	Prd.(1)	Thoop	Tcrit	Component Predict(1) Time to Tcrit (hrs) Non-Insp.	Insp.	Total Lifetime Wear (mils) Prd.(2)	Meas.	In-Service Cmp. Wear (mils) Prd.(2)	Meas.	In-Service Cmp. Tmeas.(in)(4)	Method.(3)	Time(hrs) (hrs)(4)	Time(hrs) Last Inspected
***Grouped by Line: 014-207-C-29, No Sorting.																	
OUTLET NOZZLE E 2-1A	31	4.771	4.238	0.594	0.531	0.394	0.394	283788	------	---	---	---	---	0.594	--	125911	-----
CD29EL01	4	4.131	3.136	0.594	0.480	0.394	0.394	241257	------	---	---	---	---	0.594	--	0	-----
CD29SP01	54	3.572	2.712	0.594	0.495	0.394	0.394	328682	------	---	---	---	---	0.594	--	0	-----
CD29VA01	22	5.613	4.185	0.594	0.442	0.421	0.421	43124	------	---	---	---	---	0.594	--	0	-----
CD29EL02	4	4.131	3.136	0.594	0.473	0.394	0.394	223443	------	---	---	---	---	0.526	MT	214614	-----
CD29SP02 US	54	3.572	2.712	0.594	0.529	0.394	0.394	------	437323	47.6	34.0	47.6	34.0	0.580	MT	102975	102975
CD29SP02 DS	54	3.572	2.712	0.594	0.495	0.394	0.394	328682	------	---	---	---	---	0.594	--	0	-----
CD29EL03	4	4.131	3.136	0.594	0.626	0.394	0.394	------	649218	55.0	125.0	55.0	125.0	0.685	GW	102975	102975
CD29SP03 US	54	3.572	2.712	0.594	0.533	0.394	0.394	------	450143	47.6	36.0	47.6	36.0	0.584	GW	102975	102975
CD29SP03 DS	54	3.572	2.712	0.594	0.552	0.394	0.394	------	511511	47.6	59.0	47.6	59.0	0.603	GW	102975	102975
***Grouped by Line: 035-207-C-30, No Sorting.																	
OUTLET NOZZLE E 2-1B	31	4.771	4.238	0.594	0.531	0.394	0.394	283788	------	---	---	---	---	0.594	--	125911	-----
CD30EL01	4	4.131	3.136	0.594	0.480	0.394	0.394	241257	------	---	---	---	---	0.594	--	0	-----
CD30VA01	22	5.613	4.185	0.594	0.442	0.421	0.421	43124	------	---	---	---	---	0.594	--	0	-----
CD30EL02	4	4.131	3.136	0.594	0.544	0.394	0.394	------	420036	96.0	96.0	96.0	96.0	0.562	GW	195618	195618
CD30EL03	4	4.131	3.136	0.594	0.518	0.394	0.394	------	347407	96.0	135.0	96.0	135.0	0.536	GW	195618	195618
CD30SP01 US	54	3.572	2.712	0.594	0.495	0.394	0.394	328682	------	---	---	---	---	0.594	--	0	-----
CD30SP01 DS	54	3.572	2.712	0.594	0.495	0.394	0.394	328682	------	---	---	---	---	0.594	--	0	-----
CD30EL04	2	4.131	3.136	0.594	0.480	0.394	0.394	241257	------	---	---	---	---	0.594	--	0	-----
CD30SP02 US	52	2.791	2.119	0.594	0.517	0.394	0.394	509826	------	---	---	---	---	0.594	--	0	-----
CD30SP02 DS	52	2.791	2.119	0.594	0.517	0.394	0.394	509826	------	---	---	---	---	0.594	--	0	-----
***Grouped by Line: 036-247-C-40, No Sorting.																	
CD30SP03DS	4	0.898	0.682	0.688	0.650	0.472	0.472	------	2283118	23.0	36.0	23.0	36.0	0.652	MT	218618	218618
CD30TE01(U.S)	15	2.450	1.860	0.688	0.620	0.472	0.472	696846	------	---	---	---	---	0.688	--	0	-----
CD30TE01(BR.)	18	3.126	2.373	0.594	0.508	0.394	0.394	421103	------	---	---	---	---	0.594	--	0	-----
CD30TE01(D.S)	15	2.450	1.860	0.688	0.620	0.472	0.472	696846	------	---	---	---	---	0.688	--	0	-----
CD30TE01(D.S)	15	2.450	1.860	0.688	0.620	0.472	0.472	696846	------	---	---	---	---	0.688	--	0	-----
CD30SP03	65	1.634	1.240	0.688	0.643	0.472	0.472	1204399	------	---	---	---	---	0.688	--	0	-----
CD30TE02(U.S)	14	4.492	3.410	0.688	0.893	0.472	0.472	------	1080385	114.9	140.0	114.9	140.0	0.902	MT	218618	218618
CD30TE02(D.S)	14	7.191	5.459	0.688	1.023	0.472	0.472	------	882906	184.0	133.0	184.0	133.0	1.037	GW	218618	218618
CD30TE02(BR.)	14	3.907	2.966	0.594	0.682	0.394	0.394	851983	------	---	---	---	---	0.690	GW	218618	-----
CD30SP04 US	64	1.634	1.240	0.688	0.626	0.472	0.472	------	1082898	41.8	52.0	41.8	52.0	0.653	MT	218618	218618
CD30SP04 DS	64	1.634	1.240	0.688	0.658	0.472	0.472	------	1308712	21.8	30.0	21.8	30.0	0.681	MT	102975	102975
CD30TE03(U.S)	12	3.349	2.542	0.688	0.874	0.472	0.472	1384564	------	---	---	---	---	0.922	MT	102975	-----
CD30TE03(D.S)	12	5.347	4.059	0.688	0.883	0.472	0.472	885578	------	---	---	---	---	0.959	MT	102975	-----
CD30TE03(BR.)	12	3.796	2.882	0.594	0.489	0.394	0.394	290627	------	---	---	---	---	0.594	--	0	-----
CD30SP05 US	64	2.608	1.980	0.688	0.650	0.472	0.472	------	784763	34.8	53.0	34.8	53.0	0.687	GW	102975	102975
CD30SP05 DS	64	2.608	1.980	0.688	0.616	0.472	0.472	635428	------	---	---	---	---	0.688	--	0	-----
CD30EL05	1	4.303	3.267	0.688	0.569	0.472	0.472	359732	------	---	---	---	---	0.688	--	0	-----
CD30SP06	51	2.869	2.178	0.688	0.660	0.472	0.472	------	755904	56.5	33.0	56.5	33.0	0.683	GW	160352	160352
CD30EL06	5	4.564	3.465	0.688	0.635	0.472	0.472	------	411011	89.9	82.0	89.9	82.0	0.671	MT	160352	160352
CD30SP07	54	3.260	2.475	0.688	0.640	0.472	0.472	------	594109	64.2	27.0	64.2	27.0	0.666	MT	160352	160352
CD30TE04(U.S)	14	7.172	5.445	0.688	0.490	0.472	0.472	28535	------	---	---	---	---	0.688	--	0	-----
CD30TE04(D.S)	14	4.492	3.410	0.688	0.564	0.472	0.472	235433	------	---	---	---	---	0.688	--	0	-----
CD30TE04(BR.)	14	3.907	2.966	0.594	0.486	0.394	0.394	273230	------	---	---	---	---	0.594	--	0	-----
CD30SP08(U.S)	7	2.859	2.170	0.688	0.837	0.472	0.472	1473385	------	---	---	---	---	0.860	MT	160352	-----
CD30SP08(D.S)	7	3.572	2.712	0.594	0.495	0.394	0.394	328682	------	---	---	---	---	0.524	FW	160352	-----
***Grouped by Line: 037-167-C-30, No Sorting.																	
CD30EL13	4	5.492	4.170	0.500	0.349	0.315	0.315	70500	------	---	---	---	---	0.500	--	0	-----
INLET NOZZLE E-1-1A	36	5.937	4.508	0.500	0.336	0.315	0.315	41343	------	---	---	---	---	0.500	--	0	-----

156

--- Grouped by Line: 01"-10"-C-30, No Sorting.

[illegible]	52	2.791	2.119	0.594	0.526	0.394	0.394	------	546937	55.0	46.0	55.0	46.0	0.548	MT	160352	160352
[illegible]	57	2.791	2.119	0.594	0.517	0.394	0.394	509826	------	---	---	---	---	0.594	--	0	-----
[illegible]	2	4.131	3.136	0.594	0.480	0.394	0.394	241257	------	---	---	---	---	0.594	--	0	-----
[illegible]	22	5.515	4.185	0.594	0.442	0.421	0.421	43124	------	---	---	---	---	0.594	--	0	-----
[illegible]	58	2.456	1.865	0.594	0.526	0.394	0.394	622747	------	---	---	---	---	0.594	--	0	-----
[illegible]	3	3.907	2.966	0.594	0.486	0.394	0.394	273230	------	---	---	---	---	0.594	--	0	-----
[illegible]	3	3.907	2.966	0.594	0.486	0.394	0.394	273230	------	---	---	---	---	0.594	--	0	-----
[illegible]	53	2.791	2.119	0.594	0.517	0.394	0.394	509826	------	---	---	---	---	0.594	--	0	-----
[illegible]	4	4.131	3.136	0.594	0.480	0.394	0.394	241257	------	---	---	---	---	0.594	--	0	-----
[illegible]	54	3.572	2.712	0.594	0.495	0.394	0.394	328682	------	---	---	---	---	0.594	--	0	-----
[illegible]	6	0.054	0.041	0.594	0.593	0.420	0.420	36983356	------	---	---	---	---	0.594	--	0	-----
[illegible]	56	2.762	2.097	0.812	0.836	0.460	0.460	------	1571069	73.4	26.0	73.4	26.0	0.859	MT	230118	230118
[illegible]	3	3.907	2.966	0.594	0.736	0.394	0.394	------	1011135	103.9	99.0	103.9	99.0	0.740	GW	230118	230118
[illegible]	53	2.791	2.119	0.594	0.550	0.394	0.394	------	647083	74.2	38.0	74.2	38.0	0.553	MT	230118	230118
[illegible]	4	4.131	3.136	0.594	0.591	0.394	0.394	------	551448	55.0	74.0	55.0	74.0	0.650	GW	102975	102975
[illegible]	54	3.572	2.712	0.594	0.495	0.394	0.394	328682	------	---	---	---	---	0.594	--	0	-----
[illegible]	17	2.791	2.119	0.594	0.517	0.394	0.394	509826	------	---	---	---	---	0.594	--	0	-----
[illegible]	17	2.672	2.028	0.500	0.426	0.315	0.315	480859	------	---	---	---	---	0.500	--	0	-----

--- Grouped by Line: 010 10"-C-32, No Sorting.

[illegible]	4	6.492	4.170	0.500	0.349	0.315	0.315	70600	------	---	---	---	---	0.500	--	0	-----
[illegible]	30	5.937	4.508	0.500	0.336	0.315	0.315	41343	------	---	---	---	---	0.500	--	0	-----

--- Grouped by Line: 03-20"-C-42, No Sorting.

[illegible]	51	2.456	1.665	0.594	0.530	0.394	0.394	------	640826	62.8	59.0	62.8	59.0	0.535	MT	218618	218618
[illegible]	64	2.233	1.695	0.594	0.508	0.394	0.394	------	588349	57.1	75.0	57.1	75.0	0.512	MT	218618	218618
[illegible]	3	3.907	2.966	0.594	0.681	0.394	0.394	------	849030	100.0	160.0	100.0	160.0	0.669	GW	218618	218618
[illegible]	22	5.513	4.185	0.594	0.442	0.421	0.421	43124	------	---	---	---	---	0.594	--	0	-----
[illegible]	4	4.131	3.136	0.594	0.480	0.394	0.394	241257	------	---	---	---	---	0.594	--	0	-----
[illegible]	54	3.572	2.712	0.594	0.495	0.394	0.394	328682	------	---	---	---	---	0.594	--	0	-----
[illegible]	6	0.054	0.041	0.594	0.593	0.420	0.420	36983356	------	---	---	---	---	0.594	--	0	-----
[illegible]	56	2.762	2.097	0.812	0.736	0.460	0.460	------	1151529	64.2	23.0	64.2	23.0	0.748	PW	195618	195618
[illegible]	3	3.907	2.966	0.594	0.661	0.394	0.394	------	789453	90.8	95.0	90.8	95.0	0.678	GW	195618	195618
[illegible]	53	2.791	2.119	0.594	0.517	0.394	0.394	509826	------	---	---	---	---	0.594	--	0	-----
[illegible]	4	4.131	3.136	0.594	0.480	0.394	0.394	241257	------	---	---	---	---	0.594	--	0	-----
[illegible]	54	3.572	2.712	0.594	0.495	0.394	0.394	328682	------	---	---	---	---	0.594	--	0	-----
[illegible]	17	2.791	2.119	0.594	0.517	0.394	0.394	509826	------	---	---	---	---	0.594	--	0	-----
[illegible]	17	2.672	2.028	0.500	0.426	0.315	0.315	480859	------	---	---	---	---	0.500	--	0	-----

Notes:
(1) Predictions are based on last Tmeas to analysis ending period.
(2) Predictions are for the time of last inspection (last known meas. wear).
(3) GW = Tmeas is minimum thickness from Band, Blanket or Area Method of greatest wear.
MT = Tmeas is component minimum thickness.
PW = Tmeas to Tinit - predicted wear.
GS = Tmeas to user specified.
(4) If no Tmeas has been determined from measured data, then Tmeas = Tinit and Time = current component installation time.
Tmeas is used to determine Predicted Thickness and Component Predicted Time to Tcrit.

Company: Vermont Yankee Nuclear Power Corporation Report Date: 24-SEP-2006 Time: 10:20:02
Plant: Vermont Yankee Analysis Date: 28-SEP-2006 Time: 00:09:53
Unit: CHECKWORKS FAC Version 1.0F (Build 52)
DB Name: 97

*** Wear Rate Analysis: Inspection History Report ***

Run Name: Cond2006 E3 to 2 FWP
Ending Period: CYCLE 25
Total Plant Operating Hours: 241618 Duty Factor (Global): 1.000
WRA Data Option: Ignore NFA Exclude Measure Wear: No
Line Correction Factor: 0.265

Component Name	Geom. Code	Material No.	Material Cr. (%)	Material Cu. (%)	Material Mo. (%)	Material Sigma (psi)	Time (hrs) Last Inspected	Time (hrs) Replaced	Analysis Option	Measured Wear (mils)
====Grouped by Line: 034-20"-C-29, No Sorting.										
OUTLET NOZZLE E-3-1A	31	5	0.00	0.00	0.00	15000	-----	-----		---
*Replacement #1	31	5	0.00	0.00	0.00	15000	-----	125911		---
CD29EL01	4	21	0.00	0.00	0.00	15000	-----	-----		---
CD29SP01	54	5	0.00	0.00	0.00	15000	-----	-----		---
CD29VA01	22	93	0.00	0.00	0.00	14000	-----	-----		---
CD29EL02	4	21	0.00	0.00	0.00	15000	-----	-----	Excl LCF	---
CD29SP02 US	54	5	0.00	0.00	0.00	15000	102975	-----		34
CD29SP02 DS	54	5	0.00	0.00	0.00	15000	-----	-----		---
CD29EL03	4	21	0.00	0.00	0.00	15000	102975	-----		125
CD29SP03 US	54	5	0.00	0.00	0.00	15000	102975	-----		36
CD29SP03 DS	54	5	0.00	0.00	0.00	15000	102975	-----		59
====Grouped by Line: 035-20"-C-30, No Sorting.										
OUTLET NOZZLE E-3-1B	31	5	0.00	0.00	0.00	15000	-----	-----		---
*Replacement #1	31	5	0.00	0.00	0.00	15000	-----	125911		---
CD30EL01	4	21	0.00	0.00	0.00	15000	-----	-----		---
CD30VA01	22	93	0.00	0.00	0.00	14000	-----	-----		---
CD30EL02	4	21	0.00	0.00	0.00	15000	195618	-----		96
CD30EL03	4	21	0.00	0.00	0.00	15000	195618	-----		135
CD30SP01 US	54	5	0.00	0.00	0.00	15000	-----	-----		---
CD30SP01 DS	54	5	0.00	0.00	0.00	15000	-----	-----		---
CD30EL04	2	21	0.00	0.00	0.00	15000	-----	-----		---
CD30SP02 US	52	5	0.00	0.00	0.00	15000	-----	-----		---
CD30SP02 DS	52	5	0.00	0.00	0.00	15000	-----	-----		---
====Grouped by Line: 036-24"-C-30, No Sorting.										
CD30SP03DS	9	21	0.00	0.00	0.00	15000	218618	-----		36
CD30RD01(L/E)	18	21	0.00	0.00	0.00	15000	-----	-----		---
CD30RD01(S/E)	18	21	0.00	0.00	0.00	15000	-----	-----		---
CD30TE01(U/S)	15	21	0.00	0.00	0.00	15000	-----	-----		---
CD30TE01(D/S)	15	21	0.00	0.00	0.00	15000	-----	-----		---
CD30SP03	65	5	0.00	0.00	0.00	15000	-----	-----		---
CD30TE02(U/S)	14	21	0.00	0.00	0.00	15000	218618	-----		140
CD30TE02(D/S)	14	21	0.00	0.00	0.00	15000	218618	-----		133
CD30TE02(BR.)	14	21	0.00	0.00	0.00	15000	-----	-----		---
CD30SP04 US	64	5	0.00	0.00	0.00	15000	218618	-----		52
CD30SP04 DS	64	5	0.00	0.00	0.00	15000	102975	-----		30
CD30TE03(U/S)	12	21	0.00	0.00	0.00	15000	-----	-----	Excl LCF	---
CD30TE03(D/S)	12	21	0.00	0.00	0.00	15000	-----	-----	Excl LCF	---
CD30TE03(BR.)	12	21	0.00	0.00	0.00	15000	-----	-----	Excl LCF	---
CD30SP05 US	64	5	0.00	0.00	0.00	15000	102975	-----		53
CD30SP05 DS	64	5	0.00	0.00	0.00	15000	-----	-----		---
CD30EL05	1	21	0.00	0.00	0.00	15000	-----	-----		---
CD30SP06	51	5	0.00	0.00	0.00	15000	160352	-----		33
CD30EL06	3	21	0.00	0.00	0.00	15000	160352	-----		92
CD30SP07	53	5	0.00	0.00	0.00	15000	160352	-----		27
CD30TE04(U/S)	14	21	0.00	0.00	0.00	15000	-----	-----		---
CD30TE04(D/S)	14	21	0.00	0.00	0.00	15000	-----	-----		---
CD30TE04(BR.)	14	21	0.00	0.00	0.00	15000	-----	-----		---
CD30RD02(L/E)	7	21	0.00	0.00	0.00	15000	-----	-----		---
CD30RD02(S/E)	7	21	0.00	0.00	0.00	15000	-----	-----		---
====Grouped by Line: 037-16"-C-30, No Sorting.										
CD30EL13	4	21	0.00	0.00	0.00	15000	-----	-----		---
INLET NOZZLE E-1-1A	30	5	0.00	0.00	0.00	15000	-----	-----		---
====Grouped by Line: 037-20"-C-30, No Sorting.										
CD30SP08 US	57	5	0.00	0.00	0.00	15000	160352	-----		45
CD30SP08 DS	57	5	0.00	0.00	0.00	15000	-----	-----		---
CD30EL07	3	21	0.00	0.00	0.00	15000	-----	-----		---
CD30VA02	22	93	0.00	0.00	0.00	14000	-----	-----		---
CD30SP09	58	5	0.00	0.00	0.00	15000	-----	-----		---
CD30EL08	3	21	0.00	0.00	0.00	15000	-----	-----		---
CD30EL09	3	21	0.00	0.00	0.00	15000	-----	-----		---
CD30SP10	53	5	0.00	0.00	0.00	15000	-----	-----		---
CD30EL10	4	21	0.00	0.00	0.00	15000	-----	-----		---
CD30SP11	54	5	0.00	0.00	0.00	15000	-----	-----		---
CD30FE01	6	61	18.00	0.00	0.00	14000	-----	-----		---
CD30FE01A	56	2	0.00	0.00	0.00	15000	238118	-----		24
CD30EL11	3	21	0.00	0.00	0.00	15000	238118	-----		50
CD30SP12	53	5	0.00	0.00	0.00	15000	238118	-----		27
CD30EL12	4	21	0.00	0.00	0.00	15000	102975	-----		54
CD30SP13	54	5	0.00	0.00	0.00	15000	-----	-----		---
CD30EL04(L/E)	17	21	0.00	0.00	0.00	15000	-----	-----		---
CD30RD03(S/E)	17	21	0.00	0.00	0.00	15000	-----	-----		---
====Grouped by Line: 037-16"-C-30, No Sorting.										

158

CD32EL06	4	21	0.00	0.00	0.00	15000	-----	----	---
INLET NOZZLE P-1-12	30	5	0.00	0.00	0.00	15000	-----	-----	---

---Grouped by Line: 039 20"-C-12, No Sorting.

CD32SP05	51	5	0.00	0.00	0.00	15000	218618	-----	54
CD32SP04	54	5	0.00	0.00	0.00	15000	218618	-----	74
CD32EL02	3	21	0.00	0.00	0.00	15000	218618	-----	160
CD32CA01	22	93	0.00	0.00	0.00	14000	-----	-----	---
CD32EL03	4	21	0.00	0.00	0.00	15000	-----	-----	---
CD32SP01	54	5	0.00	0.00	0.00	15000	-----	-----	---
CD32FE01	6	61	28.00	0.00	0.00	14000	-----	-----	---
CD32FE01A	56	2	0.00	0.00	0.00	12400	-----	-----	---
CD32EL04	3	21	0.00	0.00	0.00	15000	195618	-----	23
CD32SP02	53	5	0.00	0.00	0.00	15000	195618	-----	95
CD32EL05	4	21	0.00	0.00	0.00	15000	-----	-----	---
CD32SP03	54	5	0.00	0.00	0.00	15000	-----	-----	---
CD32RD01(L/E)	17	21	0.00	0.00	0.00	15000	-----	-----	---
CD32RD01(S/E)	17	21	0.00	0.00	0.00	15000	-----	-----	---

Company: Vermont Yankee Nuclear Power Corporation Report Date: 24-SEP-2006 Time: 01:28:54
Plant: Vermont Yankee Analysis Date: 28-SEP-2006 Time: 09:09:53
Unit: CHECKWORKS FAC Version 1.0F (Build 52)
DB Name: VY

*** Wear Rate Analysis: Wear Rates/Input Data Report ***

Run Name: Cond2006 E3 to 2 FWP
Ending Period: CYCLE 25
Total Plant Operating Hours: 241618 Duty Factor (Global): 1.000
NPA Data Option: Ignore NPA Exclude Measure Wear: No
Line Correction Factor: 0.265

Component Name	Geom. Code	Average Wear Rate (mils/year)	Current Wear Rate (mils/year)	Temp. (F)	Velocity (ft/s)	Steam Quality	Diameter (in)
***Grouped by Line: 034-20"-C-28, No Sorting.							
OUTLET NOZZLE E-3-1A	31	4.771	4.238	294.7	8.023	0.000	20.000
CD29EL01	4	4.131	3.136	294.7	8.023	0.000	20.000
CD29SP01	54	3.572	2.712	294.7	8.023	0.000	20.000
CD29VA01	22	5.513	4.185	294.7	7.865	0.000	20.000
CD29EL02	4	4.131	3.136	294.7	8.023	0.000	20.000
CD29SP02 US	54	3.572	2.712	294.7	8.023	0.000	20.000
CD29SP02 DS	54	3.572	2.712	294.7	8.023	0.000	20.000
CD29EL03	4	4.131	3.136	294.7	8.023	0.000	20.000
CD29SP03 US	54	3.572	2.712	294.7	8.023	0.000	20.000
CD29SP03 DS	54	3.572	2.712	294.7	8.023	0.000	20.000
***Grouped by Line: 035-20"-C-30, No Sorting.							
OUTLET NOZZLE E-3-1B	31	4.771	4.238	294.7	8.023	0.000	20.000
CD30EL01	4	4.131	3.136	294.7	8.023	0.000	20.000
CD30VA01	22	5.513	4.185	294.7	7.865	0.000	20.000
CD30EL02	4	4.131	3.136	294.7	8.023	0.000	20.000
CD30EL03	4	4.131	3.136	294.7	8.023	0.000	20.000
CD30SP01 US	54	3.572	2.712	294.7	8.023	0.000	20.000
CD30SP01 DS	54	3.572	2.712	294.7	8.023	0.000	20.000
CD30EL04	2	4.131	3.136	294.7	8.023	0.000	20.000
CD30SP02 US	52	2.791	2.119	294.7	8.023	0.000	20.000
CD30SP02 DS	52	2.791	2.119	294.7	8.023	0.000	20.000
***Grouped by Line: 036-24"-C-30, No Sorting.							
CD30SP03DS	9	0.898	0.682	294.7	5.547	0.000	24.000
CD30RD01(L/E)	18	2.450	1.860	294.7	5.547	0.000	24.000
CD30RD01(S/E)	18	3.126	2.373	294.7	8.023	0.000	20.000
CD30TE01(U/S)	15	2.450	1.860	294.7	5.547	0.000	24.000
CD30TE01(D/S)	15	2.450	1.860	294.7	5.547	0.000	24.000
CD30SP03	65	1.634	1.240	294.7	5.547	0.000	24.000
CD30TE02(U/S)	14	4.492	3.410	294.7	5.547	0.000	24.000
CD30TE02(D/S)	14	7.191	5.459	294.7	11.146	0.000	24.000
CD30TE02(BR.)	14	3.907	2.966	294.7	8.023	0.000	20.000
CD30SP04 US	64	1.634	1.240	294.7	5.547	0.000	24.000
CD30SP04 DS	64	1.634	1.240	294.7	5.547	0.000	24.000
CD30TE03(U/S)	12	3.349	2.542	294.7	5.547	0.000	24.000
CD30TE03(D/S)	12	5.347	4.059	294.7	11.094	0.000	24.000
CD30TE03(BR.)	12	3.736	2.882	294.7	8.023	0.000	20.000
CD30SP05 US	64	2.608	1.980	294.7	11.094	0.000	24.000
CD30SP05 DS	64	2.608	1.980	294.7	11.094	0.000	24.000
CD30EL05	1	4.303	3.267	294.7	11.094	0.000	24.000
CD30SP06	51	2.869	2.178	294.7	11.094	0.000	24.000
CD30EL06	3	4.564	3.465	294.7	11.094	0.000	24.000
CD30SP07	53	3.260	2.475	294.7	11.094	0.000	24.000
CD30TE04(U/S)	14	7.172	5.445	294.7	11.094	0.000	24.000
CD30TE04(D/S)	14	4.492	3.410	294.7	5.547	0.000	24.000
CD30TE04(BR.)	14	3.907	2.966	294.7	8.023	0.000	20.000
CD30RD02(L/E)	7	2.859	2.170	294.7	5.547	0.000	24.000
CD30RD02(S/E)	7	3.572	2.712	294.7	8.023	0.000	20.000
***Grouped by Line: 037-16"-C-30, No Sorting.							
CD30EL13	4	5.492	4.170	294.7	12.619	0.000	16.000
INLET NOZZLE P-1-1A	30	5.937	4.508	294.7	12.619	0.000	16.000
***Grouped by Line: 037-20"-C-30, No Sorting.							
CD30SP08 US	57	2.791	2.119	294.7	8.023	0.000	20.000
CD30SP08 DS	57	2.791	2.119	294.7	8.023	0.000	20.000
CD30EL07	2	4.131	3.136	294.7	8.023	0.000	20.000
CD30VA02	22	5.513	4.185	294.7	7.865	0.000	20.000
CD30SP09	54	3.456	2.625	294.7	8.023	0.000	20.000
CD30EL08	3	3.907	2.966	294.7	8.023	0.000	20.000
CD30EL09	3	3.907	2.966	294.7	8.023	0.000	20.000
CD30SP10	53	2.791	2.119	294.7	8.023	0.000	20.000
CD30EL10	4	4.131	3.136	294.7	8.023	0.000	20.000
CD30SP11	54	3.572	2.712	294.7	8.023	0.000	20.000
CD30FR01	6	0.751	0.241	294.7	11.836	0.000	20.000
CD30FR01A	36	3.742	2.907	294.7	11.836	0.000	20.000
CD30EL11	3	3.907	2.966	294.7	8.023	0.000	20.000
CD30SP12	53	2.791	2.119	294.7	8.023	0.000	20.000
CD30EL12	4	4.131	3.136	294.7	8.023	0.000	20.000
CD30SP13	54	3.572	2.712	294.7	8.023	0.000	20.000
CD30RD03(L/E)	17	2.791	2.119	294.7	8.023	0.000	20.000
CD30RD03(S/E)	17	3.572	2.712	294.7	12.619	0.000	16.000
***Grouped by Line: 038-16"-C-30, No Sorting.							
CD30EL14	4	5.492	4.170	294.7	12.619	0.000	16.000
INLET NOZZLE P-1-1B	30	5.937	4.508	294.7	12.619	0.000	16.000

160

====Grouped by line: 030-20"-C-32, No Sorting.

CD33SP05	51	2.456	1.965	294.7	8.023	0.000	20.000
CD32SP04	54	2.222	1.695	294.7	8.023	0.000	20.000
CD32EL02	3	3.907	2.366	294.7	8.023	0.000	20.000
CD32VA01	22	5.513	4.185	294.7	7.865	0.000	20.000
CD32EL03	4	4.131	3.136	294.7	8.023	0.000	20.000
CD32SP01	54	3.572	2.712	294.7	8.023	0.000	20.000
CD32PE01	6	0.054	0.041	294.7	33.876	0.000	20.000
CD32PE01A	56	2.762	2.097	294.7	33.876	0.000	20.000
CD32EL04	3	3.907	2.966	294.7	8.023	0.000	20.000
CD32SP02	53	2.791	2.119	294.7	8.023	0.000	20.000
CD32EL05	4	4.131	3.136	294.7	8.023	0.000	20.000
CD33SP03	54	3.572	2.712	294.7	8.023	0.000	20.000
CD32RD01(L.E)	17	2.791	2.119	294.7	8.023	0.000	20.000
CD32RD01(S.E)	17	2.672	2.028	294.7	12.619	0.000	16.000

Company: Vermont Yankee Nuclear Power Corporation Report Date: 24-SEP-2006 Time: 09:21:16
Plant: Vermont Yankee Analysis Date: 24-SEP-2006 Time: 09:09:53
Unit: CHECWORKS FAC Version 1.0P (Build 52)
DB Name: VY

*** Wear Rate Analysis: Wear Predictions Report ***

Run Name: Cond2006 E3 to 2 FWP
Ending Period: CYCLE 25
Total Plant Operating Hours: 241618 Duty Factor (Global): 1.000
UNA Data Option: Ignore UNA Exclude Measure Wear: No
Line Correction Factor: 0.265

Component Name	Total Lifetime Wear (mils) Prd.[1]	Total Lifetime Wear (mils) Meas.	In-Service Cmp. Wear (mils) Prd.[1]	In-Service Cmp. Wear (mils) Meas.	In-Service Cmp. Tmeas (in)[3]	Method [2]	Time (hrs)[3]	In-Service Cmp. Thickness (mils)[4] Tp	Tm	Incremental Wear (mils)[5] PRWEAR	Time (hrs) Last Inspected
====>Grouped by Line: 034-20"-C-29, No Sorting.											
CD29SP02 US	47.6	34.0	47.6	34.0	0.580	MT	102975	546.4	580.0	50.9	102975
CD29EL03	55.0	125.0	55.0	125.0	0.685	GW	102975	539.0	685.0	58.9	102975
CD29SP03 US	47.6	36.0	47.6	36.0	0.584	GW	102975	546.4	584.0	50.9	102975
CD29SP03 DS	47.6	59.0	47.6	59.0	0.603	GW	102975	546.4	603.0	50.9	102975
====>Grouped by Line: 035-20"-C-30, No Sorting.											
CD30EL02	96.0	96.0	96.0	96.0	0.562	GW	195618	498.0	562.0	17.9	195618
CD30EL03	96.0	135.0	96.0	135.0	0.536	GW	195618	498.0	536.0	17.9	195618
====>Grouped by Line: 036-24"-C-30, No Sorting.											
CD30SP03DS	23.0	36.0	23.0	36.0	0.652	MT	218618	665.0	652.0	1.8	218618
CD30TE02(U/S)	114.9	140.0	114.9	140.0	0.902	MT	218618	573.1	902.0	9.0	218618
CD30TE02(D/S)	184.0	133.0	184.0	133.0	1.037	GW	218618	504.0	1037.0	14.3	218618
CD30SP04 US	41.8	52.0	41.8	52.0	0.629	MT	218618	646.2	629.0	3.3	218618
CD30SP04 DS	21.8	30.0	21.8	30.0	0.681	MT	102975	666.2	681.0	23.3	102975
CD30SP05 US	34.8	53.0	34.8	53.0	0.687	GW	102975	653.2	687.0	37.2	102975
CD30SP06	56.5	33.0	56.5	33.0	0.683	GW	160352	631.5	683.0	22.6	160352
CD30EL06	89.9	82.0	89.9	82.0	0.671	MT	160352	598.1	671.0	36.0	160352
CD30SP07	64.2	27.0	64.2	27.0	0.666	MT	160352	623.8	666.0	25.7	160352
====>Grouped by Line: 037-16"-C-30, No Sorting.											
====>Grouped by Line: 037-20"-C-30, No Sorting.											
CD30SP08 US	55.0	46.0	55.0	46.0	0.548	MT	160352	539.0	548.0	22.0	160352
CD30FE01A	73.4	28.0	73.4	28.0	0.839	MT	230118	738.6	839.0	2.8	230118
CD30EL11	103.9	99.0	103.9	99.0	0.740	GW	230118	490.1	740.0	3.9	230118
CD30SP12	74.2	38.0	74.2	38.0	0.553	MT	230118	519.8	553.0	2.8	230118
CD30EL12	55.0	74.0	55.0	74.0	0.650	GW	102975	533.0	650.0	58.9	102975
====>Grouped by Line: 039-16"-C-32, No Sorting.											
====>Grouped by Line: 039-20"-C-32, No Sorting.											
CD30SP05	62.8	59.0	62.8	59.0	0.535	MT	218618	531.2	535.0	4.9	218618
CD32SP04	57.1	75.0	57.1	75.0	0.512	MT	218618	536.9	512.0	4.5	218618
CD32EL02	100.0	160.0	100.0	160.0	0.689	GW	218618	494.0	689.0	7.8	218618
CD32FE01A	64.2	23.0	64.2	23.0	0.748	PW	195618	747.8	747.8	12.0	195618
CD32EL04	90.8	95.0	90.8	95.0	0.678	GW	195618	503.2	678.0	17.0	195618

Notes:
[1] Predictions are for the time of last inspection (last known meas. wear).
[2] GW = Tmeas is minimum thickness from Band, Blanket or Area Method of greatest wear.
MT = Tmeas is component minimum thickness.
PW = Tmeas is Tinit - predicted wear.
US = Tmeas is user specified.
[3] If no Tmeas has been determined from measured data, then Tmeas = Tinit and Time = current component installation time.
Tmeas is used to determine Predicted Thickness and Component Predicted Time to Tcrit.
[4] These two values are used for thickness plot.
Tp = Predicted thickness at Tmeas.
Tm = Last measured thickness (Tmeas).
[5] PRWEAR = Incremental wear from last Tmeas time to analysis ending period.

Company: Vermont Yankee Nuclear Power Corporation Report Date: 24-SEP-2006 Time: 03:29:12
Plant: Vermont Yankee Analysis Date: 24-SEP-2006 Time: 03:09:53
Unit: CHECKPFES FAC Version 1.0F (Build 52)
FB Name: 97

*** Wear Rate Analysis: Combined Rankings for Inspection ***

Run Name: Cond2006 E3 to 2 FWP
Ending Period: CYCLE 29
Total Plant Operating Hours: 241618 Duty Factor (Global): 1.000
WRA Data Option: Ignore NPA Exclude Measure Wear: No
Line Correction Factor: 0.265

Component Name	Geometry Code	Average Wear Rate (mils/year)	Component Predicted Time to Toric (hrs) Non-Inspected	Inspected
CD30EL06	3	4.564	------	411011
CD30EL13	4	5.492	70500	------
CD32FE01	6	0.054	36983356	------
CD30RD02(S/E)	7	3.572	328682	------
CD30VA02	22	5.513	43124	------
CD29SP02 DS	54	3.572	328682	------
CD30TE02(D/S)	14	7.191	------	882906
CD30TE04(U/S)	14	7.172	28535	------
INLET NOZZLE P-1-1A	30	5.937	41343	------
INLET NOZZLE P-1-1C	30	5.937	41343	------
CD29VA01	22	5.513	43124	------
CD30VA01	22	5.513	43124	------
CD32VA01	22	5.513	43124	------
CD32EL06	4	5.492	70500	------
CD29EL02	4	4.131	222443	------
CD30TE03(D/S)	12	5.347	885578	------
CD30TE04(D/S)	14	4.492	235433	------
OUTLET NOZZLE E-3-1A	31	4.771	283788	------
CD30EL04	2	4.131	241257	------
OUTLET NOZZLE E-3-1B	31	4.771	283788	------
CD32EL05	4	4.131	241257	------
CD30EL07	2	4.131	241257	------
CD30EL01	4	4.131	241257	------
CD30TE02(U/S)	14	4.492	------	1080385
CD29EL01	4	4.131	241257	------
CD30EL05	1	4.302	259732	------
CD32EL03	4	4.131	241257	------
CD30EL10	4	4.131	241257	------
CD30EL02	4	4.131	------	420036
CD30EL09	2	3.907	273230	------
CD30EL03	4	4.131	------	347407
CD30EL08	2	3.907	273230	------
CD30TE04(BR.)	14	3.907	273230	------
CD29EL03	4	4.131	------	649218
CD30TE03(BR.)	12	3.736	290627	------
CD30EL12	4	4.131	------	551448
CD32SP03	54	3.572	328682	------
CD29SP01	54	3.572	328682	------
CD30SP13	54	3.572	328682	------
CD30SP01 DS	54	3.572	328682	------
CD30TE02(BR.)	14	3.907	851983	------
CD32SP01	54	3.572	328682	------
CD32EL02	3	3.907	------	849930
CD30SP01 US	54	3.572	328682	------
CD30EL11	3	3.907	------	1011135
CD30SP11	54	3.572	328682	------
CD32EL04	3	3.907	------	789453
CD30RD01(S/E)	18	3.126	421103	------
CD29SP03 DS	54	3.572	------	511511
CD29SP02 US	54	3.572	------	437223
CD29SP03 US	54	3.572	------	450143
CD30RD03(S/E)	17	2.672	480859	------
CD32RD01(S/E)	17	2.672	480859	------
CD30SP02 DS	52	2.791	509826	------
CD30SP10	53	2.791	509826	------
CD32RD01(L/E)	17	2.791	509826	------
CD30RD03(L/E)	17	2.791	509826	------
CD30SP08 DS	57	2.791	509826	------
CD32SP02	53	2.791	509826	------
CD30SP02 US	52	2.791	509826	------
CD30TE03(U/S)	12	3.349	1384564	------
CD30SP07	53	3.260	------	594103
CD30SP08 US	57	2.791	------	546937
CD30SP06	51	2.869	------	755904
CD32SP04	54	2.233	------	588349
CD30RD02(L/E)	7	2.959	1473386	------
CD30SP09	58	2.456	622747	------
CD30SP05 DS	64	2.608	635128	------
CD30SP05	51	2.456	------	640826
CD30SP12	53	2.791	------	647083
CD30TE01(D/S)	18	2.450	635846	------
CD30TE01(U/S)	18	2.450	635846	------
CD30RE01(L/E)	18	2.450	635846	------
CD31FE01A	56	2.762	------	1151529
CD30SP05 US	64	2.608	------	1341763
CD30FE01A	56	2.762	------	1571649
CD30SP04 US	54	1.634	------	1592635
CD30SP02	75	1.634	1201333	------
CD30SP04 DS	54	1.634	------	1309312
CD30SP03 US	3	0.438	------	2293118
CD29FE01	6	0.054	3983356	------

163

Company: Vermont Yankee Nuclear Power Corporation Report Date: 28-SEP-2006 Time: 09:23:07
Plant: Vermont Yankee Analysis Date: 28-SEP-2006 Time: 09:09:51
Unit: CHECWORKS FAC Version 2.0F (Build 52)
DB Name: VY

*** Wear Rate Analysis: Thickness Service Time Report ***

Run Name: Cond2006 E3 to 2 FWP
Ending Period: CYCLE 26
Total Plant Operating Hours: 241618 Duty Factor (Global): 1.000
NRA Data Option: Ignore NRA Exclude Measure Wear: No
Line Correction Factor: 0.265

Component Name	Thickness (in) Init.	Prd.[1]	Thcop	Crit	Component Predicted[1] Time to Crit (hrs) Non-Inspected	Inspected	Component Actual Service Time (hrs)
====Grouped by Line: 034-20"-C-29, No Sorting.							
OUTLET NOZZLE E-3-1A	0.594	0.531	0.394	0.394	283788	------	115707
CD29EL01	0.594	0.480	0.394	0.394	241257	------	241618
CD29SP01	0.594	0.495	0.394	0.394	328682	------	241618
CD29VA01	0.594	0.442	0.421	0.421	43124	------	241618
CD29EL02	0.594	0.473	0.394	0.394	222443	------	241618
CD29SP02 US	0.594	0.529	0.394	0.394	------	427223	241618
CD29SP02 DS	0.594	0.495	0.394	0.394	328682	------	241618
CD29EL03	0.594	0.626	0.394	0.394	------	649218	241618
CD29SP03 US	0.594	0.533	0.394	0.394	------	450143	241618
CD29SP03 DS	0.594	0.552	0.394	0.394	------	511511	241618
====Grouped by Line: 035-20"-C-30, No Sorting.							
OUTLET NOZZLE E-3-1B	0.594	0.531	0.394	0.394	283788	------	115707
CD30EL01	0.594	0.480	0.394	0.394	241257	------	241618
CD30VA01	0.594	0.442	0.421	0.421	43124	------	241618
CD30EL02	0.594	0.544	0.394	0.394	------	420036	241618
CD30EL03	0.594	0.518	0.394	0.394	------	347407	241618
CD30SP01 US	0.594	0.495	0.394	0.394	328682	------	241618
CD30SP01 DS	0.594	0.495	0.394	0.394	328682	------	241618
CD30EL04	0.594	0.480	0.394	0.394	241257	------	241618
CD30SP02 US	0.594	0.517	0.394	0.394	509826	------	241618
CD30SP02 DS	0.594	0.517	0.394	0.394	509826	------	241618
====Grouped by Line: 036-24"-C-30, No Sorting.							
CD30SP03DS	0.688	0.650	0.472	0.472	------	2283118	241618
CD30RD01(L/E)	0.688	0.620	0.472	0.472	696846	------	241618
CD30RD01(S/E)	0.594	0.508	0.394	0.394	421103	------	241618
CD30TE01(U/S)	0.688	0.620	0.472	0.472	696846	------	241618
CD30TE01(D/S)	0.688	0.620	0.472	0.472	696846	------	241618
CD30SP03	0.688	0.643	0.472	0.472	1204399	------	241618
CD30TE02(U/S)	0.688	0.893	0.472	0.472	------	1080385	241618
CD30TE02(D/S)	0.688	1.022	0.472	0.472	------	882906	241618
CD30TE02(BR.)	0.594	0.682	0.394	0.394	851383	------	241618
CD30SP04 US	0.688	0.626	0.472	0.472	------	1082898	241618
CD30SP04 DS	0.688	0.658	0.472	0.472	------	1308712	241618
CD30TE03(U/S)	0.688	0.874	0.472	0.472	1384564	------	241618
CD30TE03(D/S)	0.688	0.883	0.472	0.472	885578	------	241618
CD30TE03(BR.)	0.594	0.489	0.394	0.394	290627	------	241618
CD30SP05 US	0.688	0.650	0.472	0.472	------	784763	241618
CD30SP05 DS	0.688	0.616	0.472	0.472	635428	------	241618
CD30EL05	0.688	0.569	0.472	0.472	259732	------	241618
CD30SP06	0.688	0.660	0.472	0.472	------	755904	241618
CD30EL06	0.688	0.635	0.472	0.472	------	411011	241618
CD30SP07	0.688	0.640	0.472	0.472	------	594109	241618
CD30TE04(U/S)	0.688	0.490	0.472	0.472	28535	------	241618
CD30TE04(D/S)	0.688	0.564	0.472	0.472	236433	------	241618
CD30TE04(BR.)	0.594	0.486	0.394	0.394	273230	------	241618
CD30RD02(L/E)	0.688	0.837	0.472	0.472	1473385	------	241618
CD30RD02(S/E)	0.594	0.495	0.394	0.394	328682	------	241618
====Grouped by Line: 037-16"-C-30, No Sorting.							
CD30EL13	0.500	0.349	0.315	0.315	29560	------	241618
INLET NOZZLE P-1-1A	0.500	0.336	0.315	0.315	41343	------	241618
====Grouped by Line: 037-20"-C-30, No Sorting.							
CD30SP08 US	0.594	0.526	0.394	0.394	------	546037	241618
CD30SP08 DS	0.594	0.517	0.394	0.394	509826	------	241618
CD30EL07	0.594	0.480	0.394	0.394	241257	------	241618
CD30VA02	0.594	0.442	0.421	0.421	43124	------	241618
CD30SP09	0.594	0.526	0.394	0.394	422717	------	241618
CD30EL08	0.594	0.486	0.394	0.394	273230	------	241618
CD30EL09	0.594	0.486	0.394	0.394	273230	------	241618
CD30EL10	0.594	0.517	0.394	0.394	509826	------	241618
CD30EL11	0.594	0.480	0.394	0.394	241257	------	241618
CD30SP10	0.594	0.495	0.394	0.394	328682	------	241618
CD30FE01	0.594	0.593	0.420	0.420	3608156	------	241618
CD30FE01A	0.812	0.836	0.460	0.460	------	1877369	241618
CD30EL14	0.594	0.736	0.394	0.394	------	3031136	241618
CD30SP12	0.594	0.550	0.394	0.394	------	647349	241618
CD30EL12	0.594	0.501	0.394	0.394	------	551149	241618
CD30SP13	0.594	0.495	0.394	0.394	328682	------	241618
CD30RD03(L/E)	0.594	0.537	0.394	0.394	573456	------	241618
CD30RD03(S/E)	0.594	0.426	0.315	0.315	40859	------	241618
====Grouped by Line: 038-16"-C-30, No Sorting.							
CD30EL06	0.500	0.349	0.315	0.315	29560	------	241618
INLET NOZZLE P-1-1B	0.500	0.336	0.315	0.315	41343	------	241618

1164

***Grouped by Line: 039-20'-C-32, No Sorting.

CD308P05	0.594	0.530	0.394	0.394	------	648826	241618
CD328P04	0.594	0.598	0.394	0.394	------	584349	241618
CD32EL02	0.594	0.671	0.394	0.394	------	849030	241618
CD32VA01	0.594	0.442	0.421	0.421	43124	------	241618
CD32EL03	0.594	0.480	0.394	0.394	241357	------	241618
CD32JP01	0.594	0.495	0.394	0.394	328682	------	241618
CD32PE01	0.594	0.593	0.420	0.420	3983355	------	241618
CD32FE01A	0.812	0.716	0.460	0.460	------	1151920	241618
CD32EL04	0.594	0.661	0.394	0.394	------	783453	241618
CD32SP02	0.594	0.517	0.394	0.394	509826	------	241618
CD32EL05	0.594	0.480	0.394	0.394	241357	------	241618
CD32JP03	0.594	0.495	0.394	0.394	328682	------	241618
CD32RD01(L/E)	0.594	0.517	0.394	0.394	509826	------	241618
CD32RD01(S/E)	0.500	0.436	0.315	0.315	480853	------	241618

Note:
(1) Predictions are based on last Tmeas to analysis ending period.

Tpred/Tcrit Ratio Plot

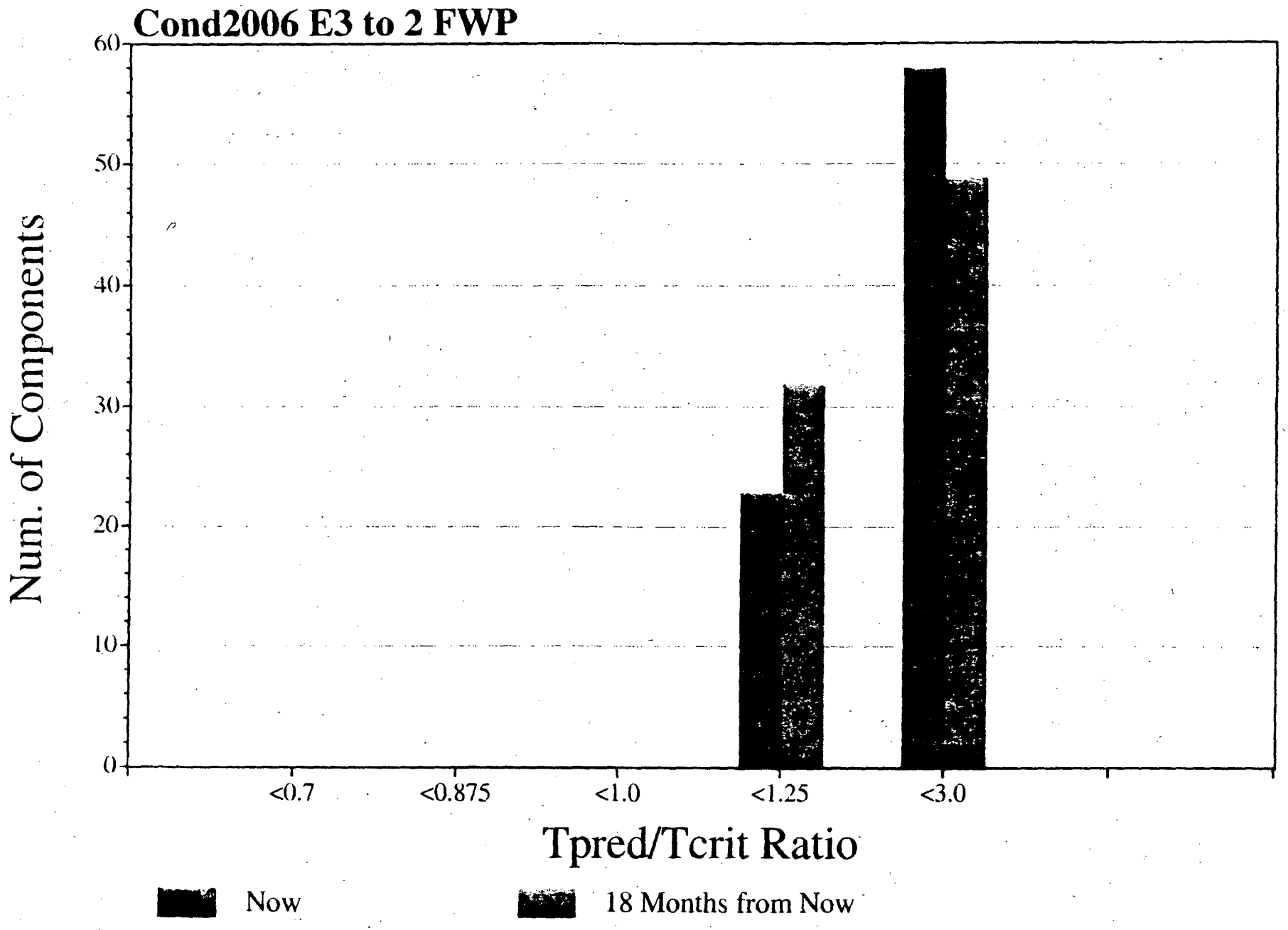

166

Cumulative % of Comp. Time to Tcrit

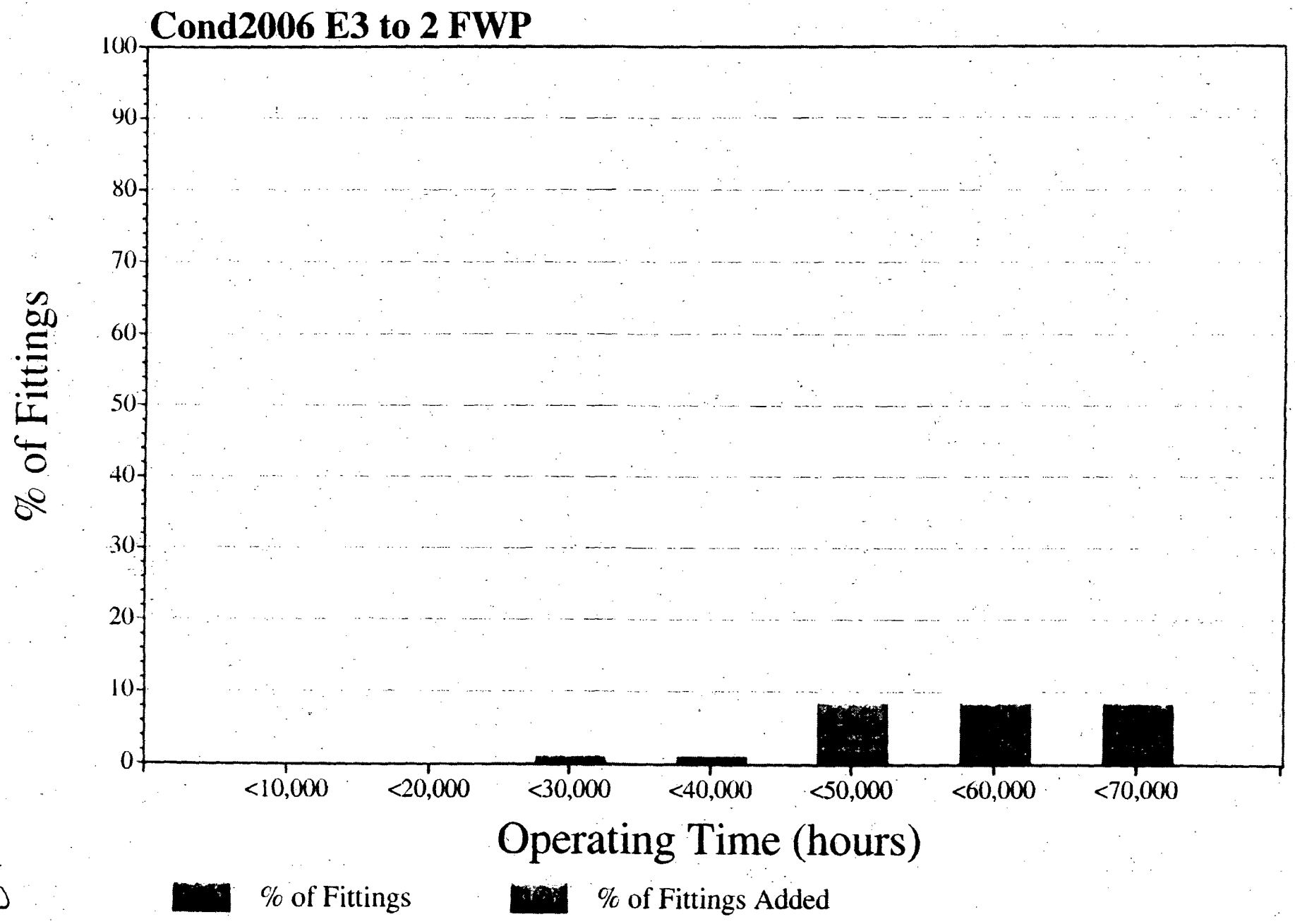

116.7

Wear Rate Analysis Run Definition

Run Name: Cond2006 E3 to 3 FWP

Run Title: Condensate E3A B to 3 FDW Pumps Run'g

Ending Period: CYCLE 25

Total Oper. Hrs.: 241618.44

Duty Factor: 1.000

Analysis Options
- Ignore HFA Results
- HFA Results 1st Priority
- User Input 1st Priority
- Do Not Use Measured Wear

Database Lines
- 001-16"-FDW-01
- 002-16"-FDW-02
- 003-16"-FDW-03
- 004-24"-FDW-01
- 005-18"-FDW-07
- 006-18"-FDW-07
- 007-18"-FDW-12
- 008-16"-FDW-14

Add / Remove

Lines to Analyze
- 034-20"-C-29
- 035-20"-C-30
- 036-24"-C-30
- 037-20"-C-30
- 037-16"-C-30
- 038-20"-C-31
- 038-16"-C-31
- 039-20"-C-32

Run Definitions
- 5th Pt Extract Steam
- 5th Pt Heater Drains
- Cond LP Htr Bypass
- Cond Minimum Flow
- Cond2006 E3 to 3 FWP
- Cond2006 E-1 to E3
- Condensate
- FDW 2006 E1s to Rx
- FDW 2006 Hdr to E2s
- FDW06 2 P1s to Hdr.
- FDW06 3-P1s to Hdr
- FDW2006 2P1s to E2s
- FDW2006 E2s to E1s
- Feed Pump Recirc
- Feedwater
- Feedwater Flush
- Feedwater Low Flow
- Heater Drain Pumps
- Main Steam 2006

Prev | Next | Add | Reset | Save

Copy | Delete | Print... | Help | Done

Advanced Run Def...

List of Defined Wear Rate Runs

168

SUPERVISOR VY

Start | EPRI CHECWOR... | Flow Accelera... | Desktop » « 9:02 AM

Wear Rate Analysis Run Definition

Run Name: Cond2006 E3 to 3 FWP

Run Title: Condensate E3A B to 3 FDW Pumps Run'g

Ending Period: CYCLE 25

Total Oper. Hrs.: 241618.44

Duty Factor: 1.000

Analysis Options
- Ignore IIFA Results
- IIFA Results 1st Priority
- User Input 1st Priority
- Do Not Use Measured Wear

Database Lines
- 001-16"-FDW-01
- 002-16"-FDW-02
- 003-16"-FDW-03
- 004-24"-FDW-01
- 005-18"-FDW-07
- 006-18"-FDW-07
- 007-18"-FDW-12
- 008-16"-FDW-14

Add / Remove

Lines to Analyze
- 035-20"-C-30
- 036-24"-C-30
- 037-20"-C-30
- 037-16"-C-30
- 038-20"-C-31
- 038-16"-C-31
- 039-20"-C-32
- 039-16"-C-32

Run Definitions
- 5th Pt Extract Steam
- 5th Pt Heater Drains
- Cond LP Htr Bypass
- Cond Minimum Flow
- Cond2006 E3 to 3 FWP
- Cond2006 E4 to E3
- Condensate
- FDW 2006 E1s to Rx
- FDW 2006 Hdr to E2s
- FDW06 2 P1s to Hdr.
- FDW06 3-P1s to Hdr
- FDW2006 2P1s to E2s
- FDW2006 E2s to E1s
- Feed Pump Recirc
- Feedwater
- Feedwater Flush
- Feedwater Low Flow
- Heater Drain Pumps
- Main Steam 2006

< Prev | Next > | Add | Reset | Save

Copy | Delete | Print... | Help | Done

Advanced Run Def...

List of Defined Wear Rate Runs

Start | EPRI CHECWOR... | Flow Accelera...

SUPERVISOR VY

Desktop » « 9:02 AM

Comparison of Wear Predictions

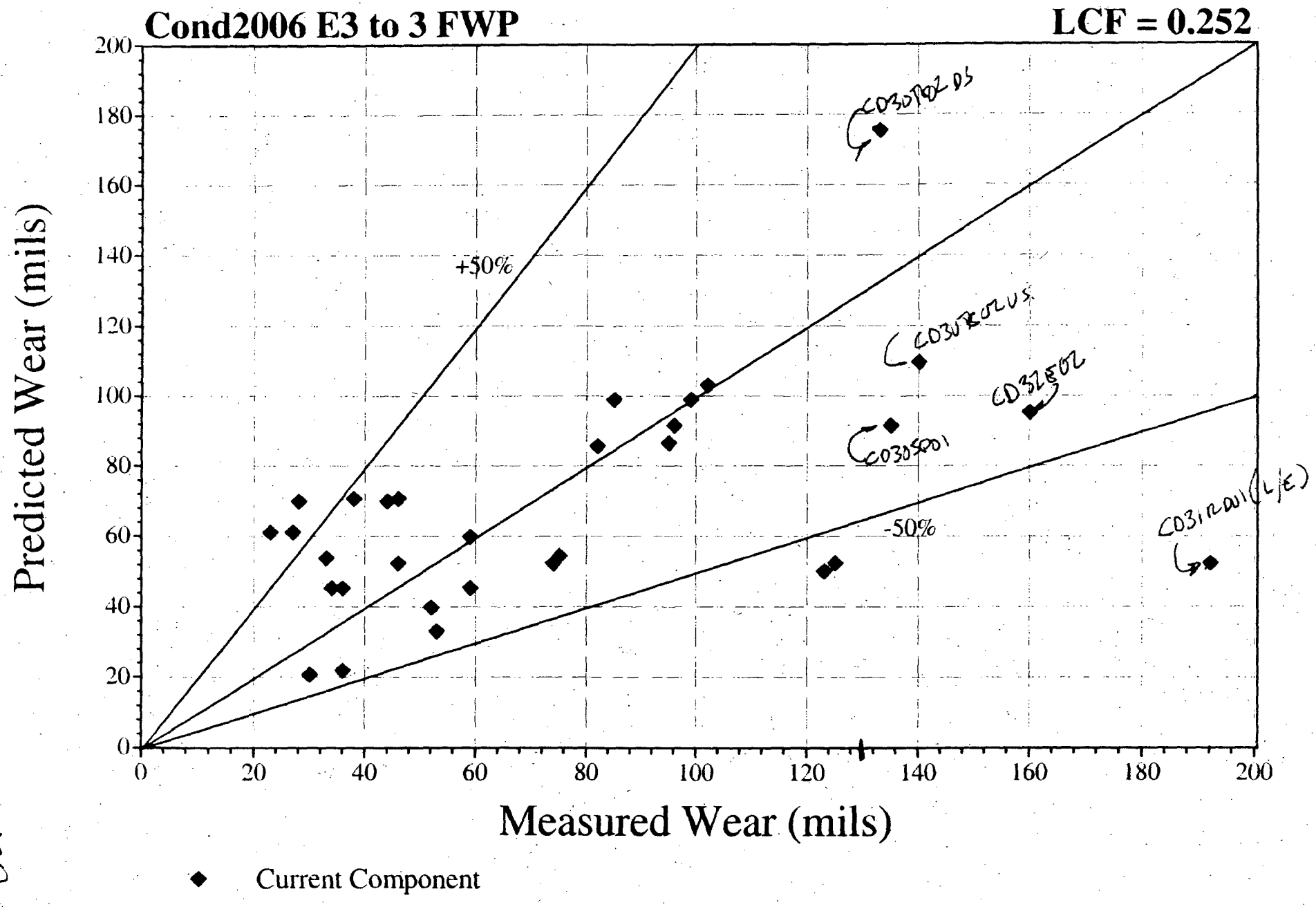

170

Comparison of Thickness Predictions

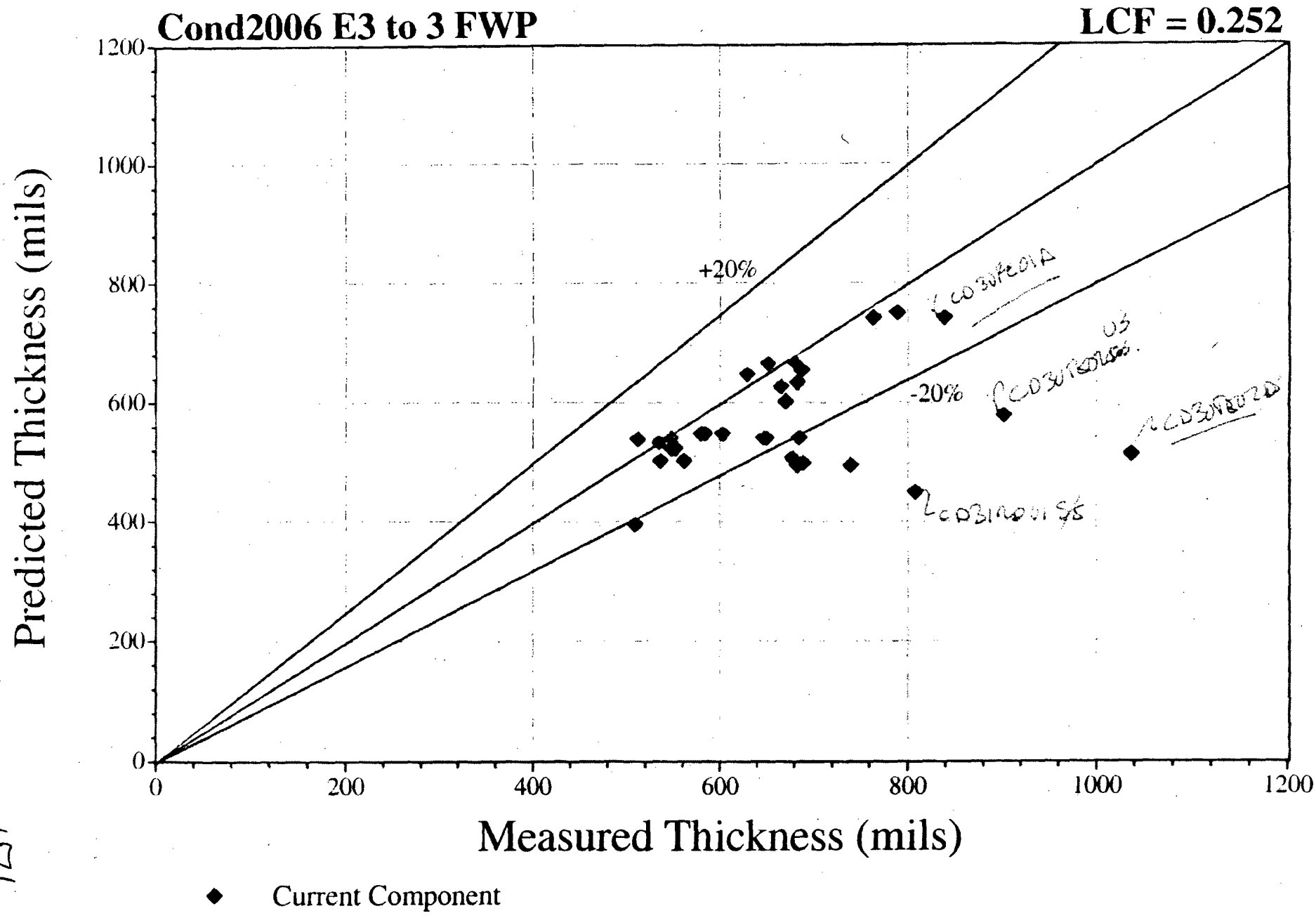

171

Company: Vermont Yankee Nuclear Power Corporation Report Date: 28-SEP-2006 Time: 08:51:41
Plant: Vermont Yankee Analysis Date: 28-SEP-2006 Time: 08:47:32
Unit: CHECWORKS FAC Version 1.0F (Build 52)
DB Name: VY

*** Wear Rate Analysis: Combined Summary Report ***

Run Name: Cond2006 E3 to 3 PWP
Ending Period: CYCLE 25
Total Plant Operating Hours: 241618 Duty Factor (Global): 1.000
NFA Data Option: Ignore NFA Exclude Measure Wear: No
Line Correction Factor: 0.352

Component Name	Geom. Code	Average Wear Rate (mils/year)	Current Wear Rate (mils/year)	Thickness (in) Init.	Prd.[1]	Thcop	Tcrit	Component Predict[1] Time to Tcrit (hrs) Non-Insp.	Insp.	Total Lifetime Wear (mils) Prd.[2]	Meas.	In-Service Cmp. Wear (mils) Prd.[2]	Meas.	In-Service Cmp. Tmeas, (in)[4]	Method, [3]	Time(hrs) (hrs)[4]	Time(hrs) Last Inspected
---Grouped by Line: 014-20"-C-39, No Sorting.																	
OUTLET NOZZLE E-3-1A	31	4.546	4.039	0.594	0.534	0.394	0.394	304197	------	---	---	---	---	0.594	--	125911	-----
CD39EL01	4	3.937	2.989	0.594	0.485	0.394	0.394	268836	------	---	---	---	---	0.594	--	0	-----
CD39SP01	54	3.405	2.585	0.594	0.500	0.394	0.394	360571	------	---	---	---	---	0.594	--	0	-----
CD39VA01	22	5.254	3.988	0.594	0.449	0.421	0.421	60937	------	---	---	---	---	0.594	--	0	-----
CD39EL02	4	3.937	2.989	0.594	0.476	0.394	0.394	240659	------	---	---	---	---	0.528	MT	114614	-----
CD39SP02 US	54	3.405	2.585	0.594	0.531	0.394	0.394	------	465883	45.4	34.0	45.4	34.0	0.580	MT	102975	102975
CD39SP02 DS	54	3.405	2.585	0.594	0.500	0.394	0.394	360571	------	---	---	---	---	0.594	--	0	-----
CD39EL03	4	3.937	2.989	0.594	0.629	0.394	0.394	------	689327	52.5	125.0	52.5	125.0	0.685	GW	102975	102975
CD39SP03 US	54	3.405	2.585	0.594	0.535	0.394	0.394	------	480439	45.4	36.0	45.4	36.0	0.584	GW	102975	102975
CD39SP03 DS	54	3.405	2.585	0.594	0.554	0.394	0.394	------	544832	45.4	59.0	45.4	59.0	0.603	GW	102975	102975
---Grouped by Line: 015-20"-C-30, No Sorting.																	
OUTLET NOZZLE E-3-1B	31	4.546	4.039	0.594	0.534	0.394	0.394	304197	------	---	---	---	---	0.594	--	125911	-----
CD30EL01	4	3.937	2.989	0.594	0.485	0.394	0.394	268836	------	---	---	---	---	0.594	--	0	-----
CD30VA01	22	5.254	3.988	0.594	0.449	0.421	0.421	60937	------	---	---	---	---	0.594	--	0	-----
CD30EL02	4	3.937	2.989	0.594	0.545	0.394	0.394	------	443209	91.5	96.0	91.5	96.0	0.602	GW	195618	195618
CD30EL03	4	3.937	2.989	0.594	0.519	0.394	0.394	------	367000	91.5	135.0	91.5	135.0	0.536	GW	195618	195618
CD30SP01 US	54	3.405	2.585	0.594	0.500	0.394	0.394	360571	------	---	---	---	---	0.594	--	0	-----
CD30SP01 DS	54	3.405	2.585	0.594	0.500	0.394	0.394	360571	------	---	---	---	---	0.594	--	0	-----
CD30EL04	2	3.937	2.989	0.594	0.485	0.394	0.394	268836	------	---	---	---	---	0.594	--	0	-----
CD30SP02 US	52	2.660	2.019	0.594	0.521	0.394	0.394	550644	------	---	---	---	---	0.594	--	0	-----
CD30SP02 DS	52	2.660	2.019	0.594	0.521	0.394	0.394	550644	------	---	---	---	---	0.594	--	0	-----
---Grouped by Line: 026-24"-C-30, No Sorting.																	
CD30SP03DS	9	0.856	0.650	0.688	0.650	0.472	0.472	------	2396788	21.9	36.0	21.9	36.0	0.652	MT	218618	218618
CD30RD01(U/E)	18	2.335	1.773	0.688	0.624	0.472	0.472	746881	------	---	---	---	---	0.688	--	0	-----
CD30RD01(S/E)	18	2.979	2.262	0.594	0.512	0.394	0.394	457547	------	---	---	---	---	0.594	--	0	-----
CD30TE01(U/S)	15	2.335	1.773	0.688	0.624	0.472	0.472	746881	------	---	---	---	---	0.688	--	0	-----
CD30TE01(D/S)	15	2.335	1.773	0.688	0.624	0.472	0.472	746881	------	---	---	---	---	0.688	--	0	-----
CD30SP03	65	1.557	1.182	0.688	0.645	0.472	0.472	1279453	------	---	---	---	---	0.688	--	0	-----
CD30TE02(U/S)	11	4.281	3.250	0.688	0.893	0.472	0.472	------	1134771	109.5	140.0	109.5	140.0	0.902	MT	218618	218618
CD30TE02(D/S)	14	6.853	5.203	0.688	1.023	0.472	0.472	------	927559	175.4	133.0	175.4	133.0	1.037	GW	218618	218618
CD30EL05(BR.)	14	3.724	2.827	0.594	0.683	0.394	0.394	895111	------	---	---	---	---	0.690	GW	218618	-----
CD30SP04 US	64	1.557	1.182	0.688	0.626	0.472	0.472	------	1137408	39.8	52.0	39.8	52.0	0.629	MT	218618	218618
CD30SP04 DS	64	1.557	1.182	0.688	0.659	0.472	0.472	------	1381328	20.7	30.0	20.7	30.0	0.681	MT	102975	102975
CD30TE03(U/S)	12	3.191	2.423	0.688	0.877	0.472	0.472	1460918	------	---	---	---	---	0.922	MT	102975	-----
CD30TE03(D/S)	12	5.095	3.868	0.688	0.886	0.472	0.472	937337	------	---	---	---	---	0.959	MT	102975	-----
CD30TE03(BR.)	12	3.617	2.746	0.594	0.494	0.394	0.394	320639	------	---	---	---	---	0.594	--	0	-----
CD30SP05 US	64	2.486	1.887	0.688	0.652	0.472	0.472	------	831553	33.1	53.0	33.1	53.0	0.687	GW	102975	102975
CD30SP05 DS	64	2.486	1.887	0.688	0.619	0.472	0.472	662436	------	---	---	---	---	0.688	--	0	-----
CD30EL06	1	4.101	3.114	0.688	0.575	0.472	0.472	288222	------	---	---	---	---	0.688	--	0	-----
CD30SP06	51	2.734	2.076	0.688	0.661	0.472	0.472	------	797648	53.9	33.0	53.9	33.0	0.683	GW	160352	160352
CD30EL05	3	4.350	3.302	0.688	0.637	0.472	0.472	------	435754	85.7	82.0	85.7	82.0	0.671	MT	160352	160352
CD30SP07	53	3.107	2.359	0.688	0.642	0.472	0.472	------	627877	61.2	27.0	61.2	27.0	0.656	MT	160352	160352
CD30TE04(U/S)	14	6.835	5.189	0.688	0.499	0.472	0.472	45628	------	---	---	---	---	0.688	--	0	-----
CD30TE04(D/S)	14	4.281	3.250	0.688	0.570	0.472	0.472	262725	------	---	---	---	---	0.688	--	0	-----
CD30EL04(BR.)	14	3.724	2.827	0.594	0.491	0.394	0.394	302385	------	---	---	---	---	0.594	--	0	-----
CD30RD02(U/E)	7	2.724	2.068	0.688	0.839	0.472	0.472	1550493	------	---	---	---	---	0.860	MT	160352	-----
CD30RP01(S/E)	7	3.405	2.585	0.594	0.500	0.394	0.394	360571	------	---	---	---	---	0.527	PW	160352	-----
---Grouped by Line: 037-20"-C-30, No Sorting.																	
CD30SP08 US	57	2.660	2.019	0.594	0.527	0.394	0.394	------	578380	52.4	46.0	52.4	46.0	0.548	MT	160352	160352
CD30SP08 DS	57	2.660	2.019	0.594	0.521	0.394	0.394	550644	------	---	---	---	---	0.594	--	0	-----
CD30EL07	7	3.937	2.989	0.594	0.485	0.394	0.394	268836	------	---	---	---	---	0.594	--	0	-----

CD[illegible]A02	22	5.254	3.988	0.594	0.449	0.421	0.421	60937	------	---	---	---	---	0.594	--	0	-----
CD[illegible]	58	3.341	1.777	0.594	0.529	0.394	0.394	669131	------	---	---	---	---	0.594	--	0	-----
CD[illegible]	3	3.724	2.827	0.594	0.491	0.394	0.394	302385	------	---	---	---	---	0.594	--	0	-----
CD[illegible]	3	3.724	2.827	0.594	0.491	0.394	0.394	302385	------	---	---	---	---	0.594	--	0	-----
CD[illegible]	53	2.660	2.019	0.594	0.521	0.394	0.394	550644	------	---	---	---	---	0.594	--	0	-----
CD[illegible]	4	3.937	2.989	0.594	0.485	0.394	0.394	268836	------	---	---	---	---	0.594	--	0	-----
CD[illegible]	54	3.405	2.585	0.594	0.500	0.394	0.394	360571	------	---	---	---	---	0.594	--	0	-----
CD[illegible]E01	6	0.051	0.039	0.594	0.593	0.420	0.420	38821984	------	---	---	---	---	0.594	--	0	-----
CD[illegible]E01A	56	2.633	1.999	0.812	0.836	0.460	0.460	------	1649076	70.0	28.0	70.0	28.0	0.838	MT	230118	230118
CD[illegible]	3	3.724	2.827	0.594	0.736	0.394	0.394	------	1061541	99.0	99.0	99.0	99.0	0.740	GW	230118	230118
CD[illegible]	53	2.660	2.019	0.594	0.550	0.394	0.394	------	679545	70.7	38.0	70.7	38.0	0.553	MT	230118	230118
CD[illegible]	4	3.937	2.989	0.594	0.594	0.394	0.394	------	586738	52.5	74.0	52.5	74.0	0.650	GW	102975	102975
CD[illegible]	54	3.405	2.585	0.594	0.500	0.394	0.394	360571	------	---	---	---	---	0.594	--	0	-----
CD[illegible](L,E)	17	2.660	2.019	0.594	0.521	0.394	0.394	550644	------	---	---	---	---	0.594	--	0	-----
CD[illegible](S,E)	17	2.546	1.933	0.500	0.430	0.315	0.315	520249	------	---	---	---	---	0.500	--	0	-----

***Grouped by Line: 037-16"-C-30, No Sorting.

CD[illegible]	4	5.234	3.974	0.500	0.356	0.315	0.315	69662	------	---	---	---	---	0.500	--	0	-----
HEAT NOZZLE P-1-1A	30	5.658	4.296	0.500	0.344	0.315	0.315	59068	------	---	---	---	---	0.500	--	0	-----

***Grouped by Line: 038-20"-C-31, No Sorting.

CD[illegible]A01	22	5.254	3.988	0.594	0.449	0.421	0.421	60937	------	---	---	---	---	0.594	--	0	-----
CD[illegible]	58	3.341	1.777	0.594	0.529	0.394	0.394	669131	------	---	---	---	---	0.594	--	0	-----
CD[illegible]	3	3.724	2.827	0.594	0.491	0.394	0.394	302385	------	---	---	---	---	0.594	--	0	-----
CD[illegible]	3	3.724	2.827	0.594	0.491	0.394	0.394	302385	------	---	---	---	---	0.594	--	0	-----
CD[illegible]	53	2.660	2.019	0.594	0.521	0.394	0.394	550644	------	---	---	---	---	0.594	--	0	-----
CD[illegible]	4	3.937	2.989	0.594	0.485	0.394	0.394	268836	------	---	---	---	---	0.594	--	0	-----
CD[illegible]	54	3.405	2.585	0.594	0.500	0.394	0.394	360571	------	---	---	---	---	0.594	--	0	-----
CD[illegible]	6	0.051	0.039	0.594	0.593	0.420	0.420	38821984	------	---	---	---	---	0.594	--	0	-----
CD[illegible]E01A	56	2.633	1.999	0.812	0.761	0.460	0.460	------	1320359	70.0	44.0	70.0	44.0	0.764	MT	230118	230118
CD[illegible]	3	3.724	2.827	0.594	0.679	0.394	0.394	------	884921	99.0	85.0	99.0	85.0	0.685	GW	230118	230118
CD[illegible]	53	2.660	2.019	0.594	0.545	0.394	0.394	------	657855	70.7	46.0	70.7	46.0	0.548	MT	230118	230118
CD[illegible]	4	3.937	2.989	0.594	0.485	0.394	0.394	268836	------	---	---	---	---	0.594	--	0	-----
CD[illegible]	54	3.405	2.585	0.594	0.500	0.394	0.394	360571	------	---	---	---	---	0.594	--	0	-----
CD[illegible](L,E)	17	2.660	2.019	0.594	0.626	0.394	0.394	------	1087845	52.4	192.0	52.4	192.0	0.647	GW	160352	160352
CD[illegible](S,E)	17	2.546	1.933	0.500	0.788	0.315	0.315	------	2143244	50.2	123.0	50.2	123.0	0.808	GW	160352	160352

***Grouped by Line: 038-16"-C-31, No Sorting.

CD[illegible]	4	5.234	3.974	0.500	0.468	0.315	0.315	------	336789	103.1	102.0	103.1	102.0	0.509	GW	160352	160352
HEAT NOZZLE P-1-1B	30	5.658	4.296	0.500	0.344	0.315	0.315	59068	------	---	---	---	---	0.500	--	0	-----

***Grouped by Line: 039-20"-C-32, No Sorting.

CD[illegible]P05	51	2.341	1.777	0.594	0.530	0.394	0.394	------	673546	59.9	59.0	59.9	59.0	0.535	MT	218618	218618
CD[illegible]P04	64	2.128	1.615	0.594	0.508	0.394	0.394	------	618482	54.5	75.0	54.5	75.0	0.512	MT	218618	218618
CD[illegible]	3	3.724	2.827	0.594	0.682	0.394	0.394	------	892013	95.3	160.0	95.3	160.0	0.689	GW	218618	218618
CD[illegible]	22	5.254	3.988	0.594	0.449	0.421	0.421	60937	------	---	---	---	---	0.594	--	0	-----
CD[illegible]	4	3.937	2.989	0.594	0.485	0.394	0.394	268836	------	---	---	---	---	0.594	--	0	-----
CD[illegible]	54	3.405	2.585	0.594	0.500	0.394	0.394	360571	------	---	---	---	---	0.594	--	0	-----
CD[illegible]	6	0.051	0.039	0.594	0.593	0.420	0.420	38821984	------	---	---	---	---	0.594	--	0	-----
CD[illegible]E01A	56	2.633	1.999	0.812	0.739	0.460	0.460	------	1223976	61.2	23.0	61.2	23.0	0.751	PW	195618	195618
CD[illegible]	3	3.724	2.827	0.594	0.662	0.394	0.394	------	830835	86.5	95.0	86.5	95.0	0.668	GW	195618	195618
CD[illegible]	53	2.660	2.019	0.594	0.521	0.394	0.394	550644	------	---	---	---	---	0.594	--	0	-----
CD[illegible]	4	3.937	2.989	0.594	0.485	0.394	0.394	268836	------	---	---	---	---	0.594	--	0	-----
CD[illegible]	54	3.405	2.585	0.594	0.500	0.394	0.394	360571	------	---	---	---	---	0.594	--	0	-----
CD[illegible](L,E)	17	2.660	2.019	0.594	0.521	0.394	0.394	550644	------	---	---	---	---	0.594	--	0	-----
CD[illegible](S,E)	17	2.546	1.933	0.500	0.430	0.315	0.315	520249	------	---	---	---	---	0.500	--	0	-----

***Grouped by Line: 039-16"-C-32, No Sorting.

CD[illegible]	4	5.234	3.974	0.500	0.356	0.315	0.315	69662	------	---	---	---	---	0.500	--	0	-----
HEAT NOZZLE P-1-1C	30	5.658	4.296	0.500	0.344	0.315	0.315	59068	------	---	---	---	---	0.500	--	0	-----

Notes:
[1] Predictions are based on last Tmeas to analysis ending period.
[2] Predictions are for the time of last inspection (last known meas. wear).
[3] GW = Tmeas is minimum thickness from Band, Blanket or Area Method of greatest wear.
MT = Tmeas is component minimum thickness.
PW = Tmeas is Tinit - predicted wear.
US = Tmeas is user specified.
[4] If no Tmeas has been determined from measured data, then Tmeas = Tinit and Time = current component installation time.
Tmeas is used to determine Predicted Thickness and Component Predicted Time to Tcrit.

Company: Vermont Yankee Nuclear Power Corporation Report Date: 28-SEP-2006 Time: 08:51:36
Plant: Vermont Yankee Analysis Date: 28-SEP-2006 Time: 03:47:32
Unit: CHECKWORKS FAC Version 1.0F (Build 52)
NB Number: VY

*** Wear Rate Analysis: Wear Predictions Report ***

Run Name: Sep2006 R3 to 3 FWR
Scaling Period: CYTLE 25
Plant Operating Hours: 241018 Duty Factor (Global): 1.000
Wear Interpolation: Ignore NPA Exclude Measure Wear: No
Line Correction Factor: 0.252

Component Name	Total Lifetime Wear (mils) Pred.[1]	Total Lifetime Wear (mils) Meas.	In-Service Cmp. Wear (mils) Pred.[1]	In-Service Cmp. Wear (mils) Meas.	In-Service Cmp. Tmeas (in)[3]	Method [2]	Time (hrs)[3]	In-Service Cmp. Thickness (mils)[4] Tp	Tm	Incremental Wear(mils)[5] PRWEAR	Time(hrs) Last Inspected
***Grouped by Line: 034-20"-C-39, No Sorting.											
[illegible]	45.4	34.0	45.4	34.0	0.680	MT	102975	548.6	580.0	48.5	102975
[illegible]	52.5	125.0	52.5	125.0	0.685	GW	102975	541.5	685.0	56.1	102975
[illegible]	45.4	36.0	45.4	36.0	0.584	GW	102975	548.6	584.0	48.5	102975
[illegible]	45.4	59.0	45.4	59.0	0.603	GW	102975	548.6	603.0	48.5	102975
***Grouped by Line: 035-20"-C-38, No Sorting.											
[illegible]	91.5	96.0	91.5	96.0	0.562	GW	195618	502.5	562.0	17.1	195618
[illegible]	91.5	135.0	91.5	135.0	0.536	GW	195618	502.5	536.0	17.1	195618
***Grouped by Line: 036-24" C-38, No Sorting.											
[illegible]	21.9	36.0	21.9	36.0	0.652	MT	218618	666.1	652.0	1.7	218618
[illegible]	109.5	140.0	109.5	140.0	0.902	MT	218618	578.5	902.0	8.5	218618
[illegible]	175.4	133.0	175.4	133.0	1.037	GW	218618	512.6	1037.0	13.7	218618
[illegible]	39.8	52.0	39.8	52.0	0.629	MT	218618	648.2	629.0	3.1	218618
[illegible]	30.7	30.0	30.7	30.0	0.681	MT	102975	667.3	681.0	22.2	102975
[illegible]	53.1	53.0	53.1	53.0	0.687	GW	102975	654.9	687.0	35.4	102975
[illegible]	53.9	53.0	53.9	53.0	0.683	GW	160352	634.1	683.0	21.6	160352
[illegible]	85.7	82.0	85.7	82.0	0.671	MT	160352	602.3	671.0	34.3	160352
[illegible]	61.2	27.0	61.2	27.0	0.666	MT	160352	626.8	666.0	24.5	160352
***Grouped by Line: 037-20"-C-39, No Sorting.											
[illegible]	52.4	46.0	52.4	46.0	0.548	MT	160352	541.6	548.0	21.0	160352
[illegible]	70.0	28.0	70.0	28.0	0.839	MT	230118	742.0	839.0	2.6	230118
[illegible]	99.0	99.0	99.0	99.0	0.740	GW	230118	495.0	740.0	3.7	230118
[illegible]	70.7	38.0	70.7	38.0	0.553	MT	230118	523.3	553.0	3.7	230118
[illegible]	52.5	74.0	52.5	74.0	0.650	GW	102975	541.5	650.0	56.1	102975
***Grouped by Line: 038-18"-C-38, No Sorting.											
***Grouped by Line: 038-20"-C-41, No Sorting.											
[illegible]	70.0	44.0	70.0	44.0	0.764	MT	230118	742.0	764.0	2.6	230118
[illegible]	99.0	85.0	99.0	85.0	0.683	GW	230118	495.0	683.0	3.7	230118
[illegible]	70.7	46.0	70.7	46.0	0.548	MT	230118	523.3	548.0	3.7	230118
[illegible]	52.4	192.0	52.4	192.0	0.647	GW	160352	541.6	647.0	21.0	160352
[illegible]	50.2	123.0	50.2	123.0	0.808	GW	160352	449.8	808.0	20.1	160352
***Grouped by Line: 038-18"-C-51, No Sorting.											
[illegible]	103.1	102.0	103.1	102.0	0.509	GW	160352	396.9	509.0	41.3	160352
***Grouped by Line: 039-20"-C-32, No Sorting.											
[illegible]	59.9	50.0	59.9	50.0	0.535	MT	218618	534.1	535.0	4.7	218618
[illegible]	54.5	75.0	54.5	75.0	0.512	MT	218618	539.5	512.0	4.3	218618
[illegible]	95.3	160.0	95.3	160.0	0.689	GW	218618	498.7	689.0	7.4	218618
[illegible]	61.2	23.0	61.2	23.0	0.751	FW	195618	750.8	750.8	11.4	195618
[illegible]	86.5	95.0	86.5	95.0	0.678	GW	195618	507.5	678.0	16.2	195618
***Grouped by Line: 039 1b" C-33, No Sorting.											

[1] Predictions are for the time of last inspection (last known meas. wear).
[2] MW = Tmeas is minimum thickness from Band, Blanket or Area Method of greatest wear.
CT = Tmeas is component minimum thickness..
PW = Tmeas is Tinit - predicted wear.
US = Tmeas is user specified.
[3] If no Tmeas has been determined from measured data, then Tmeas = Tinit and Time = current component installation time.
Tmeas is used to determine Predicted Thickness and Component Predicted Time to Tcrit.
[4] These two values are used for thickness plot.
Tp = Predicted thickness at Tmeas.
Tm = Last measured thickness (Tmeas).
[5] PRWEAK = Incremental wear from last Tmeas time to analysis ending period.

Company: Vermont Yankee Nuclear Power Corporation Report Date: 28-SEP-2006 Time: 08:51:32
Plant: Vermont Yankee Analysis Date: 28-SEP-2006 Time: 08:47:32
Unit: CHECWORKS FAC Version 1.0F (Build 52)
Sys Name: VY

*** Wear Rate Analysis: Combined Rankings for Inspection ***

P.W. NAME: FOLDED E3 LS 3 FWP
Rating Period: CYCLE 25
Total Plant Operating Hours: 241018 Duty Factor (Global): 1.000
NPA Rate Option: Ignore NPA Exclude Measure Wear: No
Line Correction Factor: 0.152

Component Name	Geometry Code	Average Wear Rate (mils/year)	Component Predicted Time to Crit (hrs) Non-Inspected	Inspected
CD[illegible]EL[illegible]	3	4.350	------	435754
CD[illegible]EL[illegible]	4	5.234	------	336789
CD[illegible]FE01	6	0.051	38821984	------
CD[illegible]RD02(S/E)	7	3.405	360571	------
CD[illegible]VA01	22	5.254	60937	------
CD[illegible]SP[illegible] DS	54	3.405	------	544832
CD[illegible]TE[illegible](E/S)	14	6.853	------	927559
CD[illegible]TE04(U/S)	14	6.835	45628	------
INLET NOZZLE P-1-1C	30	5.658	59068	------
INLET NOZZLE P-1-1B	30	5.658	59068	------
INLET NOZZLE P-1-1A	30	5.658	59068	------
CD[illegible]VA02	22	5.254	60937	------
CD[illegible]VA01	22	5.254	60937	------
CD[illegible]VA01	22	5.254	60937	------
CD[illegible]VA01	22	5.254	60937	------
CD[illegible]EL06	4	5.234	89662	------
CD[illegible]EL[illegible]	4	5.234	89662	------
CD[illegible]EL02	4	3.937	240659	------
CD[illegible]TE04(E/S)	14	4.381	262725	------
CD[illegible]TE[illegible](E/S)	12	5.095	937337	------
CD[illegible]EL[illegible]	4	3.937	268836	------
OUTLET NOZZLE E-3-1B	31	4.546	304197	------
CD[illegible]EL[illegible]	4	3.937	268836	------
OUTLET NOZZLE E-3-1A	31	4.546	304197	------
CD[illegible]EL[illegible]	4	3.937	268836	------
CD[illegible]EL[illegible]	4	3.937	268836	------
CD[illegible]EL01	4	3.937	268836	------
CD[illegible]TE[illegible](U/S)	14	4.381	------	1134771
CD[illegible]EL07	2	3.937	268836	------
CD[illegible]EL05	1	4.101	288222	------
CD[illegible]EL01	4	3.937	268836	------
CD[illegible]EL04	2	3.937	268836	------
CD[illegible]EL[illegible]	4	3.937	268836	------
CD[illegible]EL[illegible]	3	3.724	302385	------
CD[illegible]EL01	3	3.724	302385	------
CD[illegible]EL[illegible]	3	3.724	302385	------
CD[illegible]EL[illegible]	3	3.724	302385	------
CD[illegible]TE[illegible](BR.)	14	3.724	302385	------
CD[illegible]EL12	4	3.937	------	586738
CD[illegible]EL[illegible]	4	3.937	------	367000
CD[illegible]TE[illegible](BR.)	12	3.617	320639	------
CD[illegible]EL[illegible]	4	3.937	------	689327
CD[illegible]EL[illegible]	4	3.937	------	443209
CD[illegible]SP[illegible]	54	3.405	360571	------
CD[illegible]EL11	3	3.724	------	1061541
CD[illegible]SP[illegible]	54	3.405	360571	------
CD[illegible]SP11	54	3.405	360571	------
CD[illegible]	54	3.405	360571	------
CD[illegible]SP[illegible]	54	3.405	360571	------
CD[illegible]SP01 DS	54	3.405	360571	------
CD[illegible]EL[illegible]	3	3.724	------	830835
CD[illegible]SP01	54	3.405	360571	------
CD[illegible]TE[illegible](BR.)	14	3.724	895111	------
CD[illegible]SP01 US	54	3.405	360571	------
CD[illegible]EL[illegible]	3	3.724	------	892013
CD[illegible]SP[illegible] DS	54	3.405	360571	------
CD[illegible]SP13	54	3.405	360571	------
CD[illegible]EL01	3	3.724	------	884921
CD[illegible]RD01(S/E)	18	2.979	457547	------
CD[illegible]	54	3.405	------	466883

L1

[illegible]	54	3.405	------	480439
[illegible]	17	2.546	520249	------
[illegible]	13	2.546	520249	------
[illegible]	52	2.660	550644	------
[illegible]	53	2.660	550644	------
[illegible]	53	2.660	550644	------
[illegible]	57	2.660	550644	------
[illegible]	53	2.660	550644	------
[illegible]	52	2.660	550644	------
[illegible]	17	2.660	550644	------
[illegible]	12	3.191	1460918	------
[illegible]	17	2.660	550644	------
[illegible]	53	3.107	------	627877
[illegible]	57	2.660	------	578380
[illegible]	51	2.734	------	797648
[illegible]	64	2.128	------	618482
[illegible]	7	2.734	1550493	------
[illegible]	53	2.660	------	679545
[illegible]	53	2.660	------	657855
[illegible]	55	2.341	669131	------
[illegible]	55	2.341	669131	------
[illegible]	51	2.341	------	673546
[illegible]	64	2.486	682436	------
[illegible]	17	2.660	------	1007845
[illegible]	15	2.335	746881	------
[illegible]	15	2.335	746881	------
[illegible]	16	2.335	746881	------
[illegible]	56	2.633	------	1223976
[illegible]	64	2.486	------	831553
[illegible]	56	2.633	------	1320359
[illegible]	56	2.633	------	1649076
[illegible]	17	2.546	------	3143244
[illegible]	64	1.557	------	1137408
[illegible]	65	1.557	1279453	------
[illegible]	64	1.557	------	1381328
[illegible]	9	0.856	------	2396788
[illegible]	6	0.051	38821984	------
[illegible]	6	0.051	38821984	------

178

Company: Vermont Yankee Nuclear Power Corporation Report Date: 28-SEP-2006 Time: 08:51:28
Plant: Vermont Yankee Analysis Date: 28-SEP-2006 Time: 04:47:32
Unit: CHECWORKS FAC Version 1.0F (Build 52)
Db Name: VY

*** Wear Rate Analysis: Thickness/Service Time Report ***

Run Name: Cond2006 S1 to 3 FWP
Ending Period: CYCLE 25
Total Plant Operating Hours: 241618 Duty Factor (Global): 1.000
NRA Data Option: Ignore NFA Exclude Measure Wear: No
Line Correction Factor: 0.252

Component Name	Thickness (in) Init.	Prd.[1]	Thoop	Tcrit	Component Predicted[1] Time to Tcrit (hrs) Non-Inspected	Inspected	Component Actual Service Time (hrs)
===Grouped by Line: 034-20"-C-29, No Sorting.							
CD29EL02 NOZZLE E-5-1A	0.594	0.534	0.394	0.394	304197	------	115707
CD29EL01	0.594	0.485	0.394	0.394	268836	------	241618
CD29SP01	0.594	0.500	0.394	0.394	360571	------	241618
CD29VA01	0.594	0.449	0.421	0.421	60937	------	241618
CD29EL02	0.594	0.476	0.394	0.394	240659	------	241618
CD29SP02 US	0.594	0.531	0.394	0.394	------	466883	241618
CD29SP02 DS	0.594	0.500	0.394	0.394	360571	------	241618
CD29EL03	0.594	0.629	0.394	0.394	------	689327	241618
CD29SP03 US	0.594	0.535	0.394	0.394	------	480439	241618
CD29SP03 DS	0.594	0.554	0.394	0.394	------	544832	241618
===Grouped by Line: 035-20"-C-30, No Sorting.							
CD30EL02 NOZZLE E-5-1B	0.594	0.534	0.394	0.394	304197	------	115707
CD30EL01	0.594	0.485	0.394	0.394	268836	------	241618
CD30VA01	0.594	0.449	0.421	0.421	60937	------	241618
CD30EL02	0.594	0.545	0.394	0.394	------	443209	241618
CD30EL03	0.594	0.519	0.394	0.394	------	367000	241618
CD30SP01 US	0.594	0.500	0.394	0.394	360571	------	241618
CD30SP01 DS	0.594	0.500	0.394	0.394	360571	------	241618
CD30EL04	0.594	0.485	0.394	0.394	268836	------	241618
CD30SP02 US	0.594	0.521	0.394	0.394	550644	------	241618
CD30SP02 DS	0.594	0.521	0.394	0.394	550644	------	241618
===Grouped by Line: 036-24"-C-30, No Sorting.							
CD30SP03DS	0.688	0.650	0.472	0.472	------	2396788	241618
CD30TE01(U/S)	0.688	0.624	0.472	0.472	746881	------	241618
CD30EL01(S/E)	0.594	0.512	0.394	0.394	457547	------	241618
CD30TE01(U/S)	0.688	0.624	0.472	0.472	746881	------	241618
CD30TE01(U/S)	0.688	0.624	0.472	0.472	746881	------	241618
CD30SP04	0.688	0.645	0.472	0.472	1279453	------	241618
CD30TE02(U/S)	0.688	0.693	0.472	0.472	------	1134771	241618
CD30TE02(D/S)	0.688	1.023	0.472	0.472	------	927559	241618
CD30EL02(BR.)	0.594	0.685	0.394	0.394	895111	------	241618
CD30SP04 US	0.688	0.626	0.472	0.472	------	1137408	241618
CD30SP04 DS	0.688	0.659	0.472	0.472	------	1381328	241618
CD30TE03(U/S)	0.688	0.677	0.472	0.472	1460918	------	241618
CD30TE03(D/S)	0.688	0.886	0.472	0.472	937337	------	241618
CD30EL03(BR.)	0.594	0.494	0.394	0.394	320639	------	241618
CD30SP05 US	0.688	0.652	0.472	0.472	------	831553	241618
CD30SP05 DS	0.688	0.619	0.472	0.472	682436	------	241618
CD30EL05	0.688	0.575	0.472	0.472	288222	------	241618
CD30SP06	0.688	0.661	0.472	0.472	------	797648	241618
CD30EL06	0.688	0.637	0.472	0.472	------	435754	241618
CD30SP07	0.688	0.642	0.472	0.472	------	627877	241618
CD30TE04(U/S)	0.688	0.499	0.472	0.472	45626	------	241618
CD30TE04(D/S)	0.688	0.570	0.472	0.472	262725	------	241618
CD30TE04(BR.)	0.594	0.491	0.394	0.394	302385	------	241618
CD30TE02(U/S)	0.688	0.839	0.472	0.472	1550493	------	241618
CD30EL02(S/E)	0.594	0.500	0.394	0.394	360571	------	241618
===Grouped by Line: 037-20"-C-30, No Sorting.							
CD30SP08 US	0.594	0.527	0.394	0.394	------	578380	241618
CD30SP08 DS	0.594	0.521	0.394	0.394	550644	------	241618
CD30EL07	0.594	0.485	0.394	0.394	268836	------	241618

CD30VA01	0.594	0.449	0.421	0.421	60937	------	241618
CD31S001	0.594	0.529	0.394	0.394	669131	------	241618
CD31EL01	0.594	0.491	0.394	0.394	302385	------	241618
CD31EL02	0.594	0.491	0.394	0.394	302385	------	241618
CD31SP02	0.594	0.521	0.394	0.394	550644	------	241618
CD31EL03	0.594	0.485	0.394	0.394	268836	------	241618
CD31SP03	0.594	0.500	0.394	0.394	360571	------	241618
CD31F001	0.594	0.593	0.420	0.420	38821984	------	241618
CD31FE01A	0.812	0.836	0.460	0.460	------	1649076	241618
CD31EL11	0.594	0.736	0.394	0.394	------	1061541	241618
CD31SP12	0.594	0.550	0.394	0.394	------	679545	241618
CD31EL12	0.594	0.594	0.394	0.394	------	586738	241618
CD31SP13	0.594	0.500	0.394	0.394	360571	------	241618
CD31S006(L/E)	0.594	0.521	0.394	0.394	550644	------	241618
CD31F001(S/E)	0.500	0.430	0.315	0.315	520249	------	241618

***Grouped by Line: 037-167-0-10, No Sorting.

CD31EL13	0.500	0.356	0.315	0.315	89662	------	241618
HELAT NOZZLE P 1-1A	0.500	0.344	0.315	0.315	59068	------	241618

***Grouped by Line: 038-307-0-31, No Sorting.

CD31VA01	0.594	0.449	0.421	0.421	60937	------	241618
CD31S001	0.594	0.529	0.394	0.394	669131	------	241618
CD31EL01	0.594	0.491	0.394	0.394	302385	------	241618
CD31EL02	0.594	0.491	0.394	0.394	302385	------	241618
CD31SP02	0.594	0.521	0.394	0.394	550644	------	241618
CD31EL03	0.594	0.485	0.394	0.394	268836	------	241618
CD31SP03	0.594	0.500	0.394	0.394	360571	------	241618
CD31F001	0.594	0.593	0.420	0.420	38821984	------	241618
CD31FE01A	0.812	0.761	0.460	0.460	------	1320359	241618
CD31EL04	0.594	0.679	0.394	0.394	------	884321	241618
CD31SP04	0.594	0.545	0.394	0.394	------	657855	241618
CD31EL05	0.594	0.485	0.394	0.394	268836	------	241618
CD31SP05	0.594	0.500	0.394	0.394	360571	------	241618
CD31S007(L/E)	0.594	0.626	0.394	0.394	------	1007845	241618
CD31F001(S/E)	0.500	0.788	0.315	0.315	------	2143244	241618

***Grouped by Line: 038-167-0-31, No Sorting.

CD31EL06	0.500	0.468	0.315	0.315	------	336789	241618
HELAT NOZZLE P 1-1B	0.500	0.344	0.315	0.315	59068	------	241618

***Grouped by Line: 039-307-0-32, No Sorting.

CD32SP05	0.594	0.530	0.394	0.394	------	673546	241618
CD32SP01	0.594	0.608	0.394	0.394	------	618482	241618
CD32EL02	0.594	0.682	0.394	0.394	------	892013	241618
CD32VA01	0.594	0.449	0.421	0.421	60937	------	241618
CD32EL03	0.594	0.485	0.394	0.394	268836	------	241618
CD32SP01	0.594	0.500	0.394	0.394	360571	------	241618
CD32F001	0.594	0.593	0.420	0.420	38821984	------	241618
CD32FE01A	0.812	0.739	0.460	0.460	------	1223976	241618
CD32EL04	0.594	0.682	0.394	0.394	------	830935	241618
CD32S001	0.594	0.521	0.394	0.394	550644	------	241618
CD32EL05	0.594	0.485	0.394	0.394	268836	------	241618
CD32SP03	0.594	0.500	0.394	0.394	360571	------	241618
CD32F001(L/E)	0.594	0.521	0.394	0.394	550644	------	241618
CD32F001(S/E)	0.500	0.430	0.315	0.315	520249	------	241618

***Grouped by Line: 039-167-0-35, No Sorting.

CD32EL07	0.500	0.356	0.315	0.315	89662	------	241618
HELAT NOZZLE P 1-1C	0.500	0.344	0.315	0.315	59068	------	241618

NOTES:
(1) Predictions are based on last Tmeas to analysis ending period.

Company: Vermont Yankee Nuclear Power Corporation Report Date: 28-SEP-2006 Time: 05:51:24
Plant: Vermont Yankee Analysis Date: 28-SEP-2006 Time: 06:47:32
Unit: CHECWORKS FAC Version 1.0F (Build 52)
PL Name: VY

*** Wear Rate Analysis: Inspection History Report ***

Run Name: Cond2006 E1 to 3 FWP
Ending Period: CY2LF 25
Total Plant Operating Hours: 241618 Duty Factor (Global): 1.000
WRA Data Option: Ignore NPA Exclude Measure Wear: No
Line Correction Factor: 0.262

Component Name	Geom. Code	No.	Material Cr. (%)	Cu. (%)	Mo. (%)	Sigma (psi)	Time (hrs) Last Inspected	Replaced	Analysis Option	Measured Wear (mils)
===Grouped by Line: 034-20"-C-29, No Sorting.										
OUTLET NOZZLE E-3-1A	31	5	0.00	0.00	0.00	15000	-----	-----		---
*Replacement #1	31	5	0.00	0.00	0.00	15000	-----	125911		---
CD29EL01	4	21	0.00	0.00	0.00	15000	-----	-----		---
CD29SP01	54	5	0.00	0.00	0.00	15000	-----	-----		---
CD29VA01	22	93	0.00	0.00	0.00	14000	-----	-----		---
CD29EL02	4	21	0.00	0.00	0.00	15000	-----	-----	Excl LCF	---
CD29SP02 US	54	5	0.00	0.00	0.00	15000	102975	-----		34
CD29SP02 DS	54	5	0.00	0.00	0.00	15000	-----	-----		---
CD29EL03	4	21	0.00	0.00	0.00	15000	102975	-----		125
CD29SP03 US	54	5	0.00	0.00	0.00	15000	102975	-----		36
CD29SP03 DS	54	5	0.00	0.00	0.00	15000	102975	-----		59
===Grouped by Line: 035-20"-C-30, No Sorting.										
OUTLET NOZZLE E-3-1B	31	5	0.00	0.00	0.00	15000	-----	-----		---
*Replacement #1	31	5	0.00	0.00	0.00	15000	-----	125911		---
CD30EL01	4	21	0.00	0.00	0.00	15000	-----	-----		---
CD30VA01	22	93	0.00	0.00	0.00	14000	-----	-----		---
CD30EL02	4	21	0.00	0.00	0.00	15000	195618	-----		96
CD30EL03	4	21	0.00	0.00	0.00	15000	195618	-----		135
CD30SP01 US	54	5	0.00	0.00	0.00	15000	-----	-----		---
CD30SP01 DS	54	5	0.00	0.00	0.00	15000	-----	-----		---
CD30EL04	4	21	0.00	0.00	0.00	15000	-----	-----		---
CD30SP02 US	54	5	0.00	0.00	0.00	15000	-----	-----		---
CD30SP02 DS	54	5	0.00	0.00	0.00	15000	-----	-----		---
===Grouped by Line: 036-24"-C-30, No Sorting.										
CD30SP03DS	9	21	0.00	0.00	0.00	15000	218618	-----		36
CD30ES01(U/S)	16	21	0.00	0.00	0.00	15000	-----	-----		---
CD30ES01(D/S)	16	21	0.00	0.00	0.00	15000	-----	-----		---
CD30TE01(U/S)	15	21	0.00	0.00	0.00	15000	-----	-----		---
CD30TE01(D/S)	15	21	0.00	0.00	0.00	15000	-----	-----		---
CD30VA01	65	5	0.00	0.00	0.00	15000	-----	-----		---
CD30TE02(U/S)	14	21	0.00	0.00	0.00	15000	218618	-----		140
CD30TE02(D/S)	14	21	0.00	0.00	0.00	15000	218618	-----		133
CD30TE02(EB.)	14	21	0.00	0.00	0.00	15000	-----	-----		---
CD30SP04 US	64	5	0.00	0.00	0.00	15000	218618	-----		52
CD30SP04 DS	64	5	0.00	0.00	0.00	15000	102975	-----		30
CD30TE03(U/S)	12	21	0.00	0.00	0.00	15000	-----	-----	Excl LCF	---
CD30TE03(D/S)	12	21	0.00	0.00	0.00	15000	-----	-----	Excl LCF	---
CD30TE03(EB.)	12	21	0.00	0.00	0.00	15000	-----	-----	Excl LCF	---
CD30SP05 US	64	5	0.00	0.00	0.00	15000	102975	-----		53
CD30SP05 DS	64	5	0.00	0.00	0.00	15000	-----	-----		---
CD30EL05	1	21	0.00	0.00	0.00	15000	-----	-----		---
CD30EL06	51	5	0.00	0.00	0.00	15000	160352	-----		33
CD30EL06	3	21	0.00	0.00	0.00	15000	160352	-----		82
CD30SP07	53	5	0.00	0.00	0.00	15000	160352	-----		27
CD30TE04(U/S)	14	21	0.00	0.00	0.00	15000	-----	-----		---
CD30TE04(D/S)	14	21	0.00	0.00	0.00	15000	-----	-----		---
CD30TE04(EB.)	14	21	0.00	0.00	0.00	15000	-----	-----		---
CD30ES02(U/S)	7	21	0.00	0.00	0.00	15000	-----	-----		---
CD30ES02(D/S)	7	21	0.00	0.00	0.00	15000	-----	-----		---
===Grouped by Line: 037-20"-C-30, No Sorting.										
CD30SP08 US	53	5	0.00	0.00	0.00	15000	160352	-----		45

181

CD[illegible]	57	5	0.00	0.00	0.00	15000	-----	-----	---
CD[illegible]	2	21	0.00	0.00	0.00	15000	-----	-----	---
CD[illegible]	22	93	0.00	0.00	0.00	14000	-----	-----	---
CD[illegible]	58	5	0.00	0.00	0.00	15000	-----	-----	---
CD[illegible]	3	21	0.00	0.00	0.00	15000	-----	-----	---
CD[illegible]	3	21	0.00	0.00	0.00	15000	-----	-----	---
CD[illegible]	53	5	0.00	0.00	0.00	15000	-----	-----	---
CD[illegible]	4	21	0.00	0.00	0.00	15000	-----	-----	---
CD[illegible]	54	5	0.00	0.00	0.00	15000	-----	-----	---
CD[illegible]	6	61	18.00	0.00	0.00	14050	-----	-----	---
CD[illegible]	56	2	0.00	0.00	0.00	12800	230118	-----	28
CD[illegible]	3	21	0.00	0.00	0.00	15000	230118	-----	99
CD[illegible]	53	5	0.00	0.00	0.00	15000	230118	-----	37
CD[illegible]	4	21	0.00	0.00	0.00	15000	102975	-----	74
CD[illegible]	54	5	0.00	0.00	0.00	15000	-----	-----	---
CD[illegible]	17	21	0.00	0.00	0.00	15000	-----	-----	---
CD[illegible]	17	21	0.00	0.00	0.00	15000	-----	-----	---

---Grouped by Line: 037-16"-C-30, No Sorting.

CD[illegible]	4	21	0.00	0.00	0.00	15000	-----	-----	---
INLET NOZZLE P-1-1A	30	5	0.00	0.00	0.00	15000	-----	-----	---

---Grouped by Line: 038-20"-C-31, No Sorting.

CD[illegible]	22	93	0.00	0.00	0.00	14000	-----	-----	---
CD[illegible]	58	5	0.00	0.00	0.00	15000	-----	-----	---
CD[illegible]	3	21	0.00	0.00	0.00	15000	-----	-----	---
CD[illegible]	3	21	0.00	0.00	0.00	15000	-----	-----	---
CD[illegible]	53	5	0.00	0.00	0.00	15000	-----	-----	---
CD[illegible]	4	21	0.00	0.00	0.00	15000	-----	-----	---
CD[illegible]	54	5	0.00	0.00	0.00	15000	-----	-----	---
CD[illegible]	6	61	18.00	0.00	0.00	14050	-----	-----	---
CD[illegible]	56	2	0.00	0.00	0.00	12800	230118	-----	43
CD[illegible]	3	21	0.00	0.00	0.00	15000	230118	-----	85
CD[illegible]	53	5	0.00	0.00	0.00	15000	230118	-----	45
CD[illegible]	4	21	0.00	0.00	0.00	15000	-----	-----	---
CD[illegible]	54	5	0.00	0.00	0.00	15000	-----	-----	---
CD[illegible]	17	21	0.00	0.00	0.00	15000	160352	-----	192
CD[illegible]	17	21	0.00	0.00	0.00	15000	160352	-----	123

---Grouped by Line: 038-16"-C-31, No Sorting.

CD[illegible]	4	21	0.00	0.00	0.00	15000	160352	-----	102
INLET NOZZLE P-1-1B	30	5	0.00	0.00	0.00	15000	-----	-----	---

---Grouped by Line: 039-20"-C-32, No Sorting.

CD[illegible]	51	5	0.00	0.00	0.00	15000	218618	-----	58
CD[illegible]	54	5	0.00	0.00	0.00	15000	218618	-----	74
CD[illegible]	3	21	0.00	0.00	0.00	15000	218618	-----	160
CD[illegible]	22	93	0.00	0.00	0.00	14000	-----	-----	---
CD[illegible]	4	21	0.00	0.00	0.00	15000	-----	-----	---
CD[illegible]	54	5	0.00	0.00	0.00	15000	-----	-----	---
CD[illegible]	6	61	18.00	0.00	0.00	14050	-----	-----	---
CD[illegible]	56	2	0.00	0.00	0.00	12800	195618	-----	23
CD[illegible]	3	21	0.00	0.00	0.00	15000	195618	-----	95
CD[illegible]	53	5	0.00	0.00	0.00	15000	-----	-----	---
CD[illegible]	4	21	0.00	0.00	0.00	15000	-----	-----	---
CD[illegible]	54	5	0.00	0.00	0.00	15000	-----	-----	---
CD[illegible]	17	21	0.00	0.00	0.00	15000	-----	-----	---
CD[illegible]	17	21	0.00	0.00	0.00	15000	-----	-----	---

---Grouped by Line: 039-16"-C-32, No Sorting.

CD[illegible]	4	21	0.00	0.00	0.00	15000	-----	-----	---
INLET NOZZLE P-1-1C	30	5	0.00	0.00	0.00	15000	-----	-----	---

Company: Vermont Yankee Nuclear Power Corporation Report Date: 27-SEP-2006 Time: 08:51:19
Plant: Vermont Yankee Analysis Date: 26-SEP-2006 Time: 08:47:32
Unit: CHECWORKS FAC Version 1.0F (Build 52)
PB Name: VY

*** Wear Rate Analysis: Wear Rates/Input Data Report ***

Sub Name: Condbooster Pump
Analysis Period: CYCLE 25
Total Plant Operating Hours: 241818 Duty Factor (Global): 1.000
Wear Data Option: Ignore NFA Exclude Measure Wear: No
Line Correction Factor: 0.250

Component Name	Geom. Code	Average Wear Rate (mils/year)	Current Wear Rate (mils/year)	Temp. (F)	Velocity (ft/s)	Steam Quality	Diameter (in)
***Grouped by Line: 034-20"-C-20, No Sorting.							
OUTLET NOZZLE E-3-1A	31	4.546	4.039	294.7	8.023	0.000	20.000
CD29EL01	4	3.937	2.989	294.7	8.023	0.000	20.000
CD29SE01	54	3.405	2.585	294.7	8.023	0.000	20.000
CD29VA01	22	5.254	3.988	294.7	7.865	0.000	20.000
CD29EL02	4	3.937	2.989	294.7	8.023	0.000	20.000
CD29SP02 US	54	3.405	2.585	294.7	8.023	0.000	20.000
CD29SP02 DS	54	3.405	2.585	294.7	8.023	0.000	20.000
CD29EL04	4	3.937	2.989	294.7	8.023	0.000	20.000
CD29SP03 US	54	3.405	2.585	294.7	8.023	0.000	20.000
CD29SP03 DS	54	3.405	2.585	294.7	8.023	0.000	20.000
***Grouped by Line: 035-20"-C-30, No Sorting.							
OUTLET NOZZLE E-3-1B	31	4.546	4.039	294.7	8.023	0.000	20.000
CD30EL01	4	3.937	2.989	294.7	8.023	0.000	20.000
CD30VA01	22	5.254	3.988	294.7	7.865	0.000	20.000
CD30EL03	4	3.937	2.989	294.7	8.023	0.000	20.000
CD30EL03	4	3.937	2.989	294.7	8.023	0.000	20.000
CD30SP01 US	54	3.405	2.585	294.7	8.023	0.000	20.000
CD30SP01 DS	54	3.405	2.585	294.7	8.023	0.000	20.000
CD30EL04	2	3.937	2.989	294.7	8.023	0.000	20.000
CD30SP02 US	52	2.660	2.019	294.7	8.023	0.000	20.000
CD30SP02 DS	52	2.660	2.019	294.7	8.023	0.000	20.000
***Grouped by Line: 036-24"-C-30, No Sorting.							
CD30SP03DS	9	0.850	0.650	294.7	5.547	0.000	24.000
CD30RD01(D/E)	18	2.335	1.773	294.7	5.547	0.000	24.000
CD30RD01(S.E)	18	2.979	2.262	294.7	8.023	0.000	20.000
CD30TE01(D/S)	15	2.335	1.773	294.7	5.547	0.000	24.000
CD30TE01(D.S)	15	2.335	1.773	294.7	5.547	0.000	24.000
CD30SP03	65	1.557	1.182	294.7	5.547	0.000	24.000
CD30TE02(D/S)	14	4.281	3.250	294.7	5.547	0.000	24.000
CD30TE02(D.S)	14	6.853	5.203	294.7	11.146	0.000	24.000
CD30TE02(BR.)	14	3.724	2.827	294.7	8.023	0.000	20.000
CD30SP04 US	64	1.557	1.182	294.7	5.547	0.000	24.000
CD30SP04 DS	64	1.557	1.182	294.7	5.547	0.000	24.000
CD30TE03(D/S)	12	3.191	2.423	294.7	5.547	0.000	24.000
CD30TE03(D.S)	12	5.095	3.868	294.7	11.094	0.000	24.000
CD30TE03(BR.)	12	3.617	2.746	294.7	8.023	0.000	20.000
CD30SP05 US	64	2.486	1.887	294.7	11.094	0.000	24.000
CD30SP05 DS	64	2.486	1.887	294.7	11.094	0.000	24.000
CD30EL05	1	4.101	3.114	294.7	11.094	0.000	24.000
CD30SP06	61	2.734	2.076	294.7	11.094	0.000	24.000
CD30EL06	3	4.350	3.302	294.7	11.094	0.000	24.000
CD30SE07	53	3.107	2.359	294.7	11.094	0.000	24.000
CD30TE04(D/S)	14	6.835	5.189	294.7	11.094	0.000	24.000
CD30TE04(D.S)	14	4.281	3.250	294.7	5.547	0.000	24.000
CD30TE04(BR.)	14	3.724	2.827	294.7	8.023	0.000	20.000
CD30SP06(D.E)	7	2.724	2.068	294.7	5.547	0.000	24.000
CD30RD02(S.E)	7	3.405	2.585	294.7	8.023	0.000	20.000
***Grouped by Line: 037-20"-C-30, No Sorting.							
CD30SP06 US	57	2.660	2.019	294.7	8.023	0.000	20.000
CD30SP06 DS	57	2.660	2.019	294.7	8.023	0.000	20.000
CD30EL07	2	3.937	2.989	294.7	8.023	0.000	20.000

1 of 3

CD30VA02	22	5.254	3.988	294.7	7.865	0.000	20.000
CD30RP09	58	2.341	1.777	294.7	8.023	0.000	20.000
CD30EL04	3	3.724	2.827	294.7	8.023	0.000	20.000
CD30EL05	3	3.724	2.827	294.7	8.023	0.000	20.000
CD30RP16	54	2.660	2.019	294.7	8.023	0.000	20.000
CD30EL10	4	3.937	2.989	294.7	8.023	0.000	20.000
CD30RP11	54	3.405	2.585	294.7	8.023	0.000	20.000
CD30FE01	6	0.051	0.039	294.7	33.876	0.000	20.000
CD30FR01A	56	2.633	1.999	294.7	33.876	0.000	20.000
CD30EL11	3	3.724	2.827	294.7	8.023	0.000	20.000
CD30RP12	53	2.660	2.019	294.7	8.023	0.000	20.000
CD30EL12	1	3.937	2.989	294.7	8.023	0.000	20.000
CD30RP13	54	3.405	2.585	294.7	8.023	0.000	20.000
CD30RD01(L/E)	17	2.660	2.019	294.7	8.023	0.000	20.000
CD30RD01(S/E)	17	2.546	1.933	294.7	12.619	0.000	16.000

===>Grouped by Line: 037-16"-C-30, No Sorting.

CD30EL13	4	5.244	3.974	294.7	12.619	0.000	16.000
INLET NOZZLE P-1-1A	30	5.658	4.296	294.7	12.619	0.000	16.000

===>Grouped by Line: 038-20"-C-31, No Sorting.

CD31VA01	22	5.254	3.988	294.7	7.865	0.000	20.000
CD31RP01	58	2.341	1.777	294.7	8.023	0.000	20.000
CD31EL01	3	3.724	2.827	294.7	8.023	0.000	20.000
CD31EL02	3	3.724	2.827	294.7	8.023	0.000	20.000
CD31RP02	53	2.660	2.019	294.7	8.023	0.000	20.000
CD31EL03	4	3.937	2.989	294.7	8.023	0.000	20.000
CD31RP03	54	3.405	2.585	294.7	8.023	0.000	20.000
CD31FE01	6	0.051	0.039	294.7	33.876	0.000	20.000
CD31FR01A	56	2.633	1.999	294.7	33.876	0.000	20.000
CD31EL07	3	3.724	2.827	294.7	8.023	0.000	20.000
CD31RP04	53	2.660	2.019	294.7	8.023	0.000	20.000
CD31EL05	4	3.937	2.989	294.7	8.023	0.000	20.000
CD31RP05	54	3.405	2.585	294.7	8.023	0.000	20.000
CD31RD01(L/E)	17	2.660	2.019	294.7	8.023	0.000	20.000
CD31RD01(S/E)	17	2.546	1.933	294.7	12.619	0.000	16.000

===>Grouped by Line: 038-16"-C-31, No Sorting.

CD31EL06	4	5.244	3.974	294.7	12.619	0.000	16.000
INLET NOZZLE P-1-1B	30	5.658	4.296	294.7	12.619	0.000	16.000

===>Grouped by Line: 039-20"-C-32, No Sorting.

CD32RP05	51	2.341	1.777	294.7	8.023	0.000	20.000
CD32RP06	64	2.126	1.615	294.7	8.023	0.000	20.000
CD32EL02	3	3.724	2.827	294.7	8.023	0.000	20.000
CD32VA01	22	5.254	3.988	294.7	7.865	0.000	20.000
CD32EL03	4	3.937	2.989	294.7	8.023	0.000	20.000
CD32RP01	54	3.405	2.585	294.7	8.023	0.000	20.000
CD32FE01	6	0.051	0.039	294.7	33.876	0.000	20.000
CD32FR01A	56	2.633	1.999	294.7	33.876	0.000	20.000
CD32EL04	3	3.724	2.827	294.7	8.023	0.000	20.000
CD32RP02	53	2.660	2.019	294.7	8.023	0.000	20.000
CD32EL05	4	3.937	2.989	294.7	8.023	0.000	20.000
CD32RP03	54	3.405	2.585	294.7	8.023	0.000	20.000
CD32RD01(L/E)	17	2.660	2.019	294.7	8.023	0.000	20.000
CD32RD01(S/E)	17	2.546	1.933	294.7	12.619	0.000	16.000

===>Grouped by Line: 039-16"-C-32, No Sorting.

CD32EL06	4	5.244	3.974	294.7	12.619	0.000	16.000
INLET NOZZLE P-1-1C	30	5.658	4.296	294.7	12.619	0.000	16.000

Tpred/Tcrit Ratio Plot

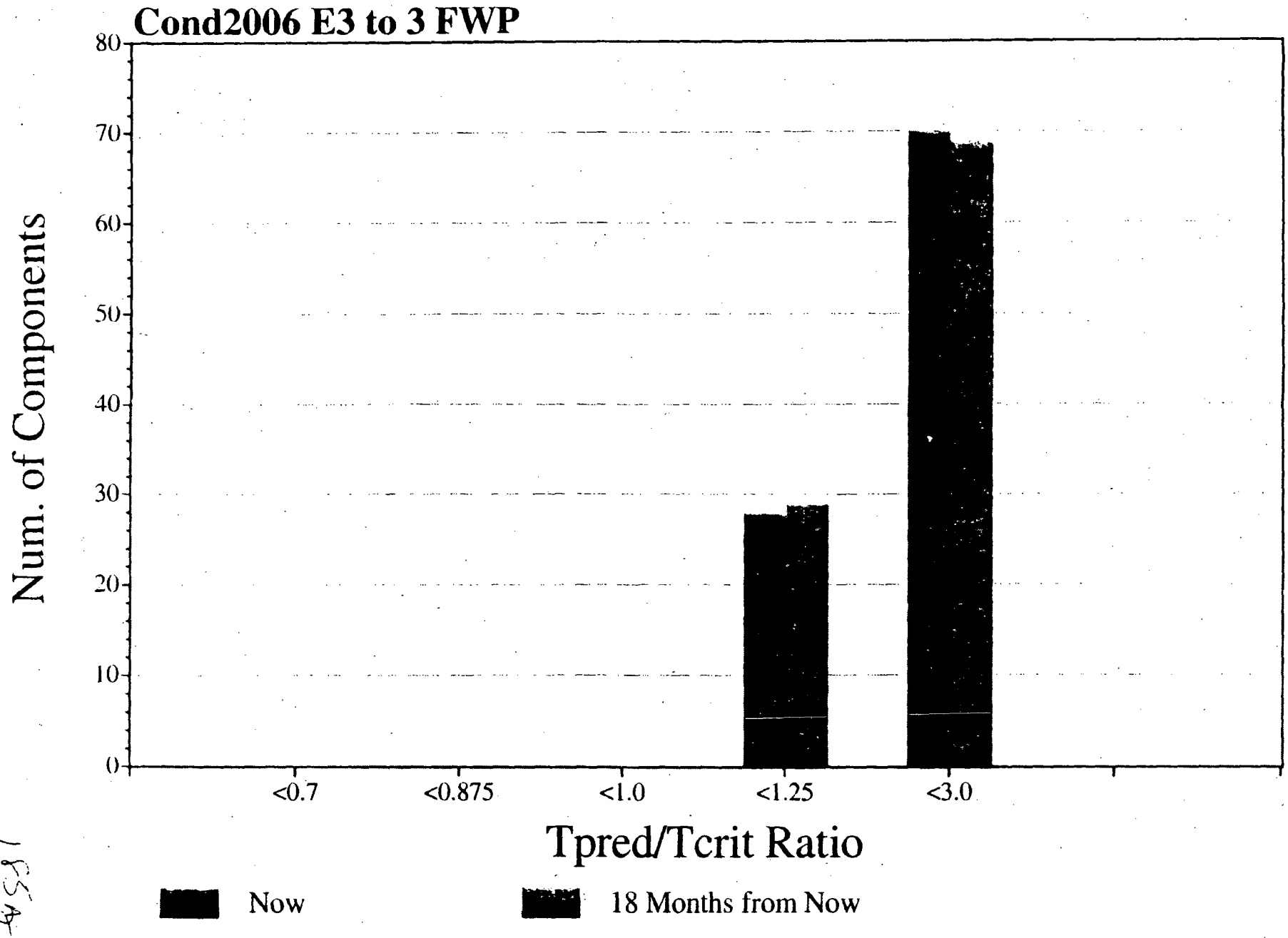

1854

Cumulative % of Comp. Time to Tcrit

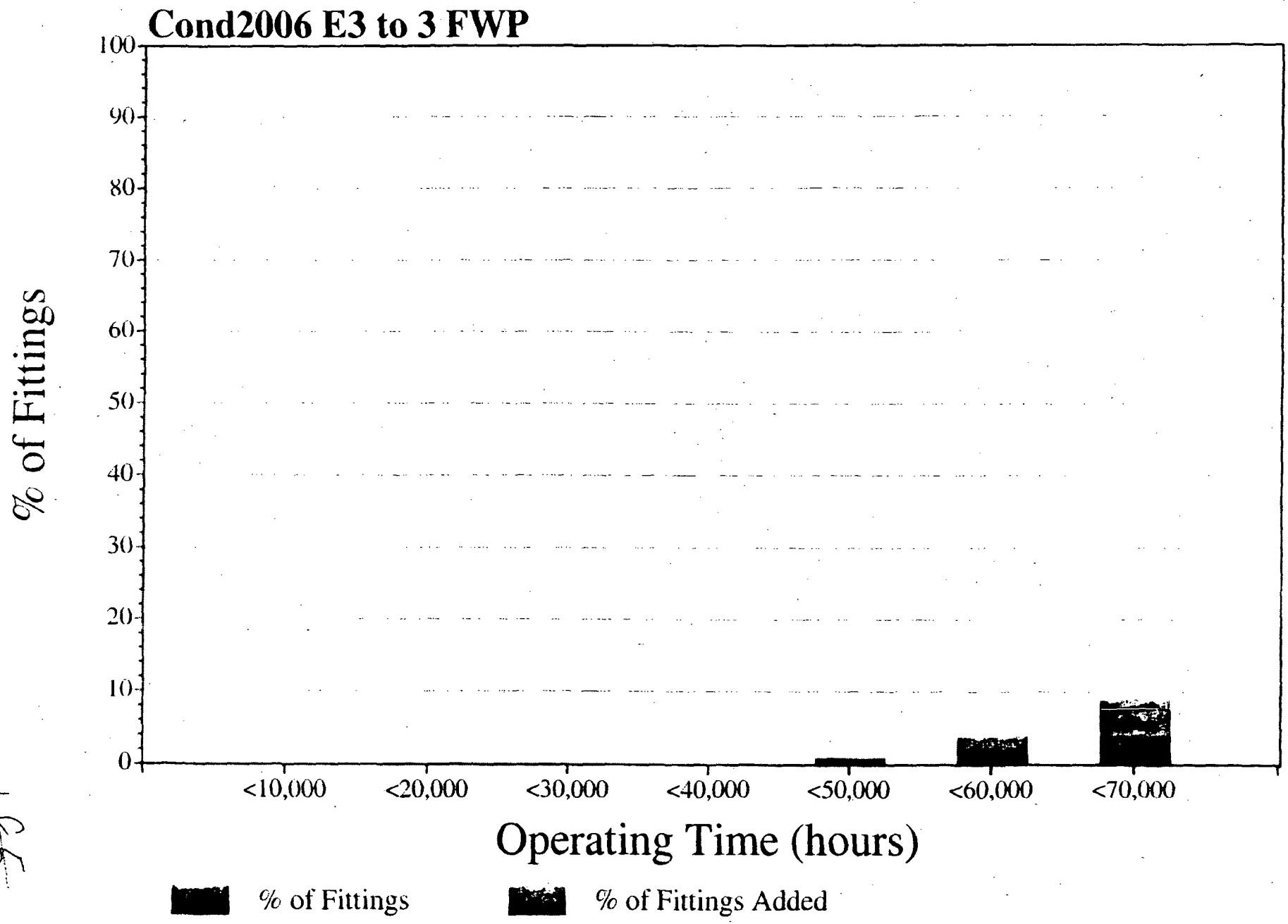

Fig 5