


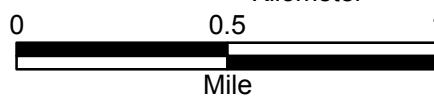



LEGEND

-  Safety Related Structure
-  LNP Site Boundary
-  County Boundary

Note: Contours in NAVD 1929



Progress Energy Florida	
Levy Nuclear Plant Units 1 and 2	
Part 2, Final Safety Analysis Report	
Topographic Map of LNP Site	
FIGURE 2.4.1-203	Rev 0