ENCLOSURE 2

FPL ENERGY POINT BEACH, LLC
POINT BEACH NUCLEAR PLANT, UNITS 1 AND 2

ENVIRONMENTAL, INC. MIDWEST LABORATORY
REPORT FOR THE POINT BEACH NUCLEAR PLANT
JANUARY – DECEMBER 2007

111 pages follow

Environmental, Inc.
Midwest Laboratory
an Allegheny Technologies Co.

700 Landwehr Road • Northbrook, IL 60062-2310
(847) 564-0700 fax (847) 564-4517

FINAL REPORT
TO
FPL ENERGY

RADIOLOGICAL ENVIRONMENTAL MONITORING PROGRAM (REMP) FOR THE POINT BEACH NUCLEAR PLANT TWO RIVERS, WISCONSIN

PREPARED AND SUBMITTED
BY
ENVIRONMENTAL INCORPORATED MIDWEST LABORATORY

Project Number: 8006

RECEIVED 2-18-08
2-18-08

Reporting Period: January-December, 2007

Reviewed and
Approved by _____ Date 02-08-2008
B. Grob, M.S.
Laboratory Manager

Distribution: K. Johansen

POINT BEACH NUCLEAR PLANT

TABLE OF CONTENTS

Section		Page
	List of Tables	iii
1.0	INTRODUCTION	1
2.0	LISTING OF MISSED SAMPLES	2

Appendices

A	Interlaboratory Comparison Program Results	A-1
B	Data Reporting Conventions	B-1
C	Sampling Program and Locations	C-1
D	Graphs of Data Trends	D-1

POINT BEACH NUCLEAR PLANT

LIST OF TABLES

Title	Page
Airborne Particulates and Iodine-131	
Location E-01, Meteorological Tower	4
Location E-02, Site Boundary Control Center	5
Location E-03, West Boundary	6
Location E-04, North Boundary	7
Location E-08, G. J. Francar Residence	8
Location E-20, Silver Lake College	9
Airborne Particulates, Gamma Isotopic Analyses	10
Milk	11
Well Water	17
Lake Water	18
Lake Water, Analyses on Quarterly Composites	22
Fish	25
Shoreline Sediments	28
Soil	30
Vegetation	32
Aquatic Vegetation	35
Gamma Radiation, as Measured by TLDs	36

POINT BEACH NUCLEAR PLANT

1.0 INTRODUCTION

The following constitutes the final 2007 Monthly Progress Report for the Environmental Radiological Monitoring Program conducted at the Point Beach Nuclear Plant, Two Rivers, Wisconsin. Results of analyses are presented in the attached tables. Data tables reflect sample analysis results for both Technical Specification requirements and Special Interest locations and samples are randomly selected within the Program monitoring area to provide additional data for cross-comparisons.

For gamma isotopic analyses, the spectrum covers an energy range from 80 to 2048 KeV. Specifically included are Mn-54, Fe-59, Co-58, Co-60, Zn-65, Zr-95, Nb-95, Ru-103, Ru-106, I-131, Ba-La-140, Cs-134, Cs-137, Ce-141, and Ce-144. Naturally occurring gamma-emitters, such as K-40 and Ra daughters, are frequently detected in soil and sediment samples. Specific isotopes listed are K-40, Tl-208, Pb-212, Bi-214, Ra-226 and Ac-228. Unless noted otherwise, the results reported under "Other Gammas" are for Co-60 and may be higher or lower for other radionuclides.

All concentrations, except gross beta, are decay corrected to the time of collection.

All samples were collected within the scheduled period unless noted otherwise in the Listing of Missed Samples.

POINT BEACH NUCLEAR PLANT

2.0 LISTING OF MISSED SAMPLES

Sample Type	Location	Expected Collection Date	Reason
LW	E-05	02-15-07	Water frozen.
LW	E-06	02-15-07	Water frozen.
AP/AI	E-02	10-25-07	Pump not running.
AP/AI	E-02	10-31-07	Pump not running.

NOTE: Page 3 is intentionally left out.

POINT BEACH NUCLEAR PLANT

Airborne particulates and charcoal canisters, analyses for gross beta and iodine-131.
Location: E-01, Meteorological Tower
Units: pCi/m^3
Collection: Continuous, weekly exchange.

Date Collected	Vol. (m^3)	Gross Beta	I-131
Required LLD		0.010	0.030
01-04-07	351	0.028 ± 0.003	< 0.014
01-10-07	254	0.031 ± 0.004	< 0.021
01-17-07	304	0.019 ± 0.003	< 0.018
01-24-07	302	0.038 ± 0.004	< 0.008
01-31-07	301	0.027 ± 0.004	< 0.018
02-07-07	304	0.030 ± 0.004	< 0.023
02-14-07	303	0.026 ± 0.004	< 0.013
02-20-07	257	0.027 ± 0.004	< 0.011
02-28-07	346	0.018 ± 0.003	< 0.013
03-07-07	302	0.016 ± 0.003	< 0.010
03-14-07	306	0.027 ± 0.004	< 0.010
03-21-07	300	0.028 ± 0.004	< 0.013
03-28-07	302	0.016 ± 0.003	< 0.019
1st Quarter Mean ± s.d.		0.025 ± 0.006	< 0.015
04-04-07	302	0.012 ± 0.003	< 0.007
04-11-07	313	0.019 ± 0.003	< 0.014
04-19-07	337	0.021 ± 0.003	< 0.010
04-25-07	259	0.018 ± 0.004	< 0.011
05-02-07	302	0.014 ± 0.003	< 0.009
05-08-07	279	0.016 ± 0.004	< 0.010
05-17-07	404	0.013 ± 0.003	< 0.022
05-23-07	286	0.017 ± 0.004	< 0.011
05-30-07	335	0.017 ± 0.003	< 0.009
06-06-07	331	0.019 ± 0.003	< 0.020
06-13-07	365	0.021 ± 0.003	< 0.013
06-20-07	330	0.029 ± 0.004	< 0.011
06-27-07	329	0.025 ± 0.003	< 0.011
07-03-07	286	0.011 ± 0.003	< 0.019
2nd Quarter Mean ± s.d.		0.018 ± 0.005	< 0.013

Date Collected	Vol. (m^3)	Gross Beta	I-131
Required LLD		0.010	0.030
07-11-07	386	0.022 ± 0.003	< 0.006
07-18-07	328	0.014 ± 0.003	< 0.012
07-25-07	334	0.018 ± 0.003	< 0.008
08-01-07	332	0.028 ± 0.004	< 0.010
08-08-07	336	0.025 ± 0.003	< 0.014
08-15-07	330	0.020 ± 0.003	< 0.007
08-22-07	321	0.012 ± 0.003	< 0.011
08-28-07	258	0.019 ± 0.003	< 0.017
09-05-07	368	0.032 ± 0.004	< 0.007
09-12-07	322	0.022 ± 0.003	< 0.008
09-19-07	314	0.025 ± 0.003	< 0.012
09-26-07	313	0.028 ± 0.004	< 0.018
10-03-07	305	0.031 ± 0.004	< 0.014
3rd Quarter Mean ± s.d.		0.023 ± 0.006	< 0.011
10-11-07	356	0.023 ± 0.003	< 0.009
10-18-07	303	0.025 ± 0.004	< 0.015
10-25-07	349	0.020 ± 0.003	< 0.007
10-31-07	258	0.024 ± 0.004	< 0.012
11-07-07	308	0.019 ± 0.003	< 0.008
11-15-07	344	0.021 ± 0.003	< 0.021
11-21-07	259	0.022 ± 0.004	< 0.017
11-28-07	303	0.027 ± 0.004	< 0.007
12-05-07	308	0.025 ± 0.004	< 0.005
12-12-07	307	0.041 ± 0.004	< 0.003
12-19-07	311	0.046 ± 0.004	< 0.016
12-26-07	314	0.045 ± 0.004	< 0.014
01-03-08	358	0.034 ± 0.003	< 0.007
4th Quarter Mean ± s.d.		0.029 ± 0.010	< 0.011
Cumulative Average		0.024 ± 0.008	< 0.012

POINT BEACH NUCLEAR PLANT

Airborne particulates and charcoal canisters, analyses for gross beta and iodine-131.
Location: E-02, Site Boundary Control Center
Units: pCi/m^3
Collection: Continuous, weekly exchange.

Date Collected	Vol. (m^3)	Gross Beta	I-131
Required LLD		0.010	0.030
01-04-07	341	0.030 ± 0.004	< 0.015
01-10-07	351	0.030 ± 0.004	< 0.021
01-17-07	305	0.016 ± 0.003	< 0.018
01-24-07	292	0.041 ± 0.004	< 0.008
01-31-07	293	0.035 ± 0.004	< 0.018
02-07-07	295	0.034 ± 0.004	< 0.024
02-14-07	290	0.017 ± 0.004	< 0.014
02-20-07	253	0.028 ± 0.004	< 0.011
02-28-07	336	0.020 ± 0.003	< 0.013
03-07-07	292	0.020 ± 0.004	< 0.010
03-14-07	297	0.030 ± 0.004	< 0.010
03-21-07	290	0.024 ± 0.004	< 0.013
03-28-07	293	0.017 ± 0.004	< 0.019
1st Quarter Mean ± s.d.		0.026 ± 0.008	< 0.015
04-04-07	293	0.009 ± 0.003	< 0.008
04-11-07	304	0.019 ± 0.004	< 0.014
04-19-07	326	0.022 ± 0.003	< 0.010
04-25-07	252	0.015 ± 0.004	< 0.012
05-02-07	293	0.015 ± 0.003	< 0.010
05-09-07	315	0.019 ± 0.003	< 0.008
05-17-07	323	0.013 ± 0.003	< 0.015
05-23-07	260	0.016 ± 0.004	< 0.012
05-30-07	305	0.020 ± 0.004	< 0.010
06-06-07	300	0.024 ± 0.004	< 0.022
06-13-07	307	0.023 ± 0.004	< 0.016
06-20-07	300	0.027 ± 0.004	< 0.013
06-27-07	300	0.027 ± 0.004	< 0.012
07-03-07	260	0.009 ± 0.003	< 0.021
2nd Quarter Mean ± s.d.		0.018 ± 0.006	< 0.013

Date Collected	Vol. (m^3)	Gross Beta	I-131
Required LLD		0.010	0.030
07-11-07	351	0.025 ± 0.003	< 0.007
07-18-07	298	0.016 ± 0.003	< 0.013
07-25-07	303	0.019 ± 0.003	< 0.009
08-01-07	302	0.035 ± 0.004	< 0.012
08-08-07	305	0.034 ± 0.004	< 0.016
08-15-07	300	0.027 ± 0.004	< 0.008
08-22-07	302	0.015 ± 0.003	< 0.012
08-28-07	254	0.008 ± 0.003	< 0.017
09-05-07	341	0.032 ± 0.004	< 0.008
09-12-07	301	0.023 ± 0.004	< 0.009
09-19-07	304	0.025 ± 0.004	< 0.013
09-26-07	303	0.033 ± 0.004	< 0.019
10-03-07	296	0.031 ± 0.004	< 0.014
3rd Quarter Mean ± s.d.		0.025 ± 0.008	< 0.012
10-11-07	191	0.039 ± 0.005	< 0.017
10-18-07	293	0.022 ± 0.004	< 0.016
10-25-07		NS[a]	
10-31-07		NS[a]	
11-07-07	303	0.021 ± 0.003	< 0.008
11-15-07	345	0.026 ± 0.003	< 0.021
11-21-07	259	0.017 ± 0.004	< 0.017
11-28-07	303	0.026 ± 0.004	< 0.007
12-05-07	302	0.024 ± 0.004	< 0.005
12-12-07	303	0.037 ± 0.004	< 0.003
12-19-07	301	0.050 ± 0.004	< 0.016
12-26-07	304	0.041 ± 0.004	< 0.015
01-03-08	346	0.030 ± 0.003	< 0.007
4th Quarter Mean ± s.d.		0.030 ± 0.010	< 0.012
Cumulative Average		0.025 ± 0.009	< 0.013

[a] "NS" = No sample; see Table 2.0, Listing of Missed Samples.

POINT BEACH NUCLEAR PLANT

Airborne particulates and charcoal canisters, analyses for gross beta and iodine-131.
Location: E-03, West Boundary
Units: pCi/m^3
Collection: Continuous, weekly exchange.

Date Collected	Vol. (m^3)	Gross Beta	I-131
Required LLD		0.010	0.030
01-04-07	340	0.026 ± 0.003	< 0.015
01-10-07	247	0.027 ± 0.004	< 0.021
01-17-07	300	0.018 ± 0.003	< 0.018
01-24-07	297	0.038 ± 0.004	< 0.008
01-31-07	292	0.029 ± 0.004	< 0.018
02-07-07	295	0.029 ± 0.004	< 0.024
02-14-07	290	0.028 ± 0.004	< 0.014
02-20-07	253	0.029 ± 0.004	< 0.011
02-28-07	336	0.020 ± 0.003	< 0.013
03-07-07	293	0.016 ± 0.003	< 0.010
03-14-07	297	0.031 ± 0.004	< 0.010
03-21-07	290	0.024 ± 0.004	< 0.013
03-28-07	294	0.017 ± 0.003	< 0.019
1st Quarter Mean ± s.d.		0.026 ± 0.006	< 0.015
04-04-07	293	0.013 ± 0.003	< 0.008
04-11-07	301	0.020 ± 0.004	< 0.014
04-19-07	328	0.021 ± 0.003	< 0.010
04-25-07	251	0.015 ± 0.004	< 0.012
05-02-07	293	0.019 ± 0.004	< 0.010
05-08-07	269	0.020 ± 0.004	< 0.010
05-17-07	369	0.015 ± 0.003	< 0.029
05-23-07	260	0.018 ± 0.004	< 0.012
05-30-07	305	0.016 ± 0.003	< 0.010
06-06-07	301	0.018 ± 0.003	< 0.022
06-13-07	307	0.022 ± 0.004	< 0.016
06-20-07	300	0.026 ± 0.004	< 0.013
06-27-07	300	0.025 ± 0.004	< 0.012
07-03-07	260	0.006 ± 0.003	< 0.021
2nd Quarter Mean ± s.d.		0.018 ± 0.005	< 0.014

Date Collected	Vol. (m^3)	Gross Beta	I-131
Required LLD		0.010	0.030
07-11-07	350	0.018 ± 0.003	< 0.007
07-18-07	299	0.013 ± 0.003	< 0.013
07-25-07	303	0.018 ± 0.003	< 0.009
08-01-07	302	0.029 ± 0.004	< 0.012
08-08-07	305	0.034 ± 0.004	< 0.016
08-15-07	301	0.020 ± 0.003	< 0.008
08-22-07	301	0.012 ± 0.003	< 0.012
08-28-07	259	0.021 ± 0.004	< 0.016
09-05-07	337	0.034 ± 0.004	< 0.008
09-12-07	302	0.023 ± 0.004	< 0.009
09-19-07	303	0.025 ± 0.004	< 0.013
09-26-07	303	0.031 ± 0.004	< 0.019
10-03-07	319	0.022 ± 0.003	< 0.013
3rd Quarter Mean ± s.d.		0.023 ± 0.007	< 0.012
10-11-07	190	0.041 ± 0.005	< 0.017
10-18-07	294	0.022 ± 0.004	< 0.016
10-25-07	305	0.018 ± 0.003	< 0.008
10-31-07	255	0.025 ± 0.004	< 0.012
11-07-07	303	0.019 ± 0.003	< 0.008
11-15-07	345	0.025 ± 0.003	< 0.022
11-21-07	259	0.027 ± 0.004	< 0.017
11-28-07	303	0.028 ± 0.004	< 0.007
12-05-07	303	0.027 ± 0.004	< 0.005
12-12-07	303	0.044 ± 0.005	< 0.003
12-19-07	301	0.051 ± 0.004	< 0.016
12-26-07	304	0.048 ± 0.005	< 0.015
01-03-08	345	0.036 ± 0.004	< 0.007
4th Quarter Mean ± s.d.		0.032 ± 0.011	< 0.012
Cumulative Average		0.024 ± 0.009	< 0.013

POINT BEACH NUCLEAR PLANT

Airborne particulates and charcoal canisters, analyses for gross beta and iodine-131.
Location: E-04, North Boundary
Units: pCi/m^3
Collection: Continuous, weekly exchange.

Date Collected	Vol. (m^3)	Gross Beta	I-131
Required LLD		0.010	0.030
01-04-07	360	0.027 ± 0.003	< 0.014
01-10-07	261	0.029 ± 0.004	< 0.020
01-17-07	308	0.018 ± 0.003	< 0.018
01-24-07	325	0.038 ± 0.004	< 0.008
01-31-07	320	0.029 ± 0.004	< 0.017
02-07-07	312	0.034 ± 0.004	< 0.022
02-14-07	320	0.025 ± 0.004	< 0.012
02-20-07	286	0.024 ± 0.004	< 0.010
02-28-07	381	0.018 ± 0.003	< 0.012
03-07-07	332	0.012 ± 0.003	< 0.009
03-14-07	325	0.024 ± 0.003	< 0.010
03-21-07	307	0.020 ± 0.003	< 0.012
03-28-07	334	0.017 ± 0.003	< 0.017
1st Quarter Mean ± s.d.		0.024 ± 0.007	< 0.014
04-04-07	335	0.010 ± 0.003	< 0.007
04-11-07	316	0.021 ± 0.004	< 0.014
04-19-07	347	0.023 ± 0.003	< 0.009
04-25-07	276	0.018 ± 0.004	< 0.011
05-02-07	332	0.015 ± 0.003	< 0.009
05-09-07	353	0.017 ± 0.003	< 0.007
05-17-07	357	0.016 ± 0.003	< 0.015
05-23-07	286	0.018 ± 0.004	< 0.011
05-30-07	335	0.021 ± 0.003	< 0.009
06-06-07	331	0.023 ± 0.003	< 0.020
06-13-07	338	0.024 ± 0.003	< 0.014
06-20-07	330	0.037 ± 0.004	< 0.011
06-27-07	330	0.028 ± 0.004	< 0.011
07-03-07	286	0.010 ± 0.003	< 0.019
2nd Quarter Mean ± s.d.		0.020 ± 0.007	< 0.012

Date Collected	Vol. (m^3)	Gross Beta	I-131
Required LLD		0.010	0.030
07-11-07	385	0.022 ± 0.003	< 0.006
07-18-07	328	0.011 ± 0.003	< 0.012
07-25-07	334	0.021 ± 0.003	< 0.008
08-01-07	331	0.027 ± 0.004	< 0.010
08-08-07	336	0.029 ± 0.004	< 0.014
08-15-07	331	0.020 ± 0.003	< 0.007
08-22-07	320	0.015 ± 0.003	< 0.011
08-28-07	291	0.021 ± 0.004	< 0.015
09-05-07	382	0.033 ± 0.003	< 0.007
09-12-07	342	0.022 ± 0.003	< 0.008
09-19-07	343	0.026 ± 0.003	< 0.011
09-26-07	342	0.029 ± 0.004	< 0.017
10-03-07	338	0.032 ± 0.004	< 0.013
3rd Quarter Mean ± s.d.		0.024 ± 0.006	< 0.011
10-11-07	190	0.033 ± 0.005	< 0.017
10-18-07	333	0.018 ± 0.003	< 0.014
10-25-07	344	0.017 ± 0.003	< 0.007
10-31-07	260	0.027 ± 0.004	< 0.012
11-07-07	309	0.018 ± 0.003	< 0.008
11-15-07	350	0.024 ± 0.003	< 0.016
11-21-07	264	0.020 ± 0.004	< 0.016
11-28-07	308	0.029 ± 0.004	< 0.007
12-05-07	308	0.026 ± 0.004	< 0.005
12-12-07	308	0.048 ± 0.005	< 0.003
12-19-07	340	0.048 ± 0.004	< 0.014
12-26-07	343	0.045 ± 0.004	< 0.013
01-03-08	390	0.035 ± 0.003	< 0.006
4th Quarter Mean ± s.d.		0.030 ± 0.011	< 0.011
Cumulative Average		0.024 ± 0.009	< 0.012

POINT BEACH NUCLEAR PLANT

Airborne particulates and charcoal canisters, analyses for gross beta and iodine-131.
Location: E-08, G.J. Francar Residence
Units: pCi/m^3
Collection: Continuous, weekly exchange.

Date Collected	Vol. (m^3)	Gross Beta	I-131
Required LLD		0.010	0.030
01-04-07	351	0.030 ± 0.004	< 0.014
01-10-07	255	0.031 ± 0.004	< 0.021
01-17-07	300	0.017 ± 0.003	< 0.018
01-24-07	305	0.036 ± 0.004	< 0.008
01-31-07	301	0.051 ± 0.005	< 0.018
02-07-07	303	0.032 ± 0.004	< 0.023
02-14-07	303	0.024 ± 0.004	< 0.013
02-20-07	257	0.024 ± 0.004	< 0.011
02-28-07	346	0.019 ± 0.003	< 0.013
03-07-07	302	0.018 ± 0.004	< 0.010
03-14-07	306	0.031 ± 0.004	< 0.010
03-21-07	299	0.025 ± 0.004	< 0.013
03-28-07	304	0.020 ± 0.004	< 0.018
1st Quarter Mean ± s.d.		0.028 ± 0.009	< 0.015
04-04-07	305	0.011 ± 0.003	< 0.007
04-11-07	302	0.019 ± 0.004	< 0.014
04-19-07	320	0.022 ± 0.004	< 0.010
04-25-07	250	0.017 ± 0.004	< 0.012
05-02-07	302	0.015 ± 0.003	< 0.009
05-11-07	407	0.014 ± 0.003	< 0.006
05-17-07	357	0.016 ± 0.003	< 0.019
05-23-07	260	0.022 ± 0.004	< 0.012
05-30-07	305	0.021 ± 0.004	< 0.010
06-06-07	302	0.021 ± 0.003	< 0.022
06-13-07	306	0.025 ± 0.004	< 0.016
06-20-07	299	0.032 ± 0.004	< 0.013
06-27-07	300	0.027 ± 0.004	< 0.012
07-03-07	261	0.010 ± 0.003	< 0.021
2nd Quarter Mean ± s.d.		0.019 ± 0.006	< 0.013

Date Collected	Vol. (m^3)	Gross Beta	I-131
Required LLD		0.010	0.030
07-11-07	350	0.025 ± 0.003	< 0.007
07-18-07	299	0.017 ± 0.003	< 0.013
07-25-07	303	0.020 ± 0.003	< 0.009
08-01-07	301	0.033 ± 0.004	< 0.012
08-08-07	305	0.037 ± 0.004	< 0.016
08-15-07	301	0.022 ± 0.004	< 0.008
08-22-07	301	0.014 ± 0.003	< 0.012
08-29-07	306	0.019 ± 0.003	< 0.013
09-05-07	305	0.035 ± 0.004	< 0.009
09-12-07	311	0.025 ± 0.004	< 0.009
09-19-07	313	0.026 ± 0.004	< 0.012
09-26-07	310	0.029 ± 0.004	< 0.019
10-03-07	286	0.033 ± 0.004	< 0.015
3rd Quarter Mean ± s.d.		0.026 ± 0.007	< 0.012
10-11-07	190	0.037 ± 0.005	< 0.017
10-18-07	305	0.024 ± 0.004	< 0.015
10-25-07	310	0.017 ± 0.003	< 0.008
10-31-07	265	0.027 ± 0.004	< 0.012
11-07-07	311	0.018 ± 0.003	< 0.008
11-15-07	355	0.025 ± 0.003	< 0.024
11-21-07	267	0.021 ± 0.004	< 0.016
11-28-07	312	0.025 ± 0.004	< 0.007
12-05-07	312	0.026 ± 0.004	< 0.005
12-12-07	313	0.043 ± 0.004	< 0.003
12-19-07	310	0.054 ± 0.004	< 0.016
12-26-07	313	0.042 ± 0.004	< 0.014
01-03-08	356	0.034 ± 0.003	< 0.007
4th Quarter Mean ± s.d.		0.030 ± 0.011	< 0.012
Cumulative Average		0.026 ± 0.010	< 0.013

POINT BEACH NUCLEAR PLANT

Airborne particulates and charcoal canisters, analyses for gross beta and iodine-131.
Location: E-20, Silver Lake
Units: pCi/m^3
Collection: Continuous, weekly exchange.

Date Collected	Vol. (m^3)	Gross Beta	I-131
Required LLD		0.010	0.030
01-03-07	303	0.027 ± 0.004	< 0.017
01-10-07	261	0.035 ± 0.004	< 0.020
01-17-07	301	0.019 ± 0.003	< 0.018
01-24-07	303	0.034 ± 0.004	< 0.008
01-31-07	305	0.028 ± 0.004	< 0.017
02-07-07	300	0.031 ± 0.004	< 0.023
02-14-07	304	0.025 ± 0.004	< 0.013
02-20-07	257	0.031 ± 0.005	< 0.011
02-28-07	345	0.039 ± 0.004	< 0.013
03-07-07	303	0.038 ± 0.004	< 0.010
03-14-07	304	0.027 ± 0.004	< 0.010
03-21-07	299	0.023 ± 0.004	< 0.013
03-28-07	304	0.018 ± 0.004	< 0.018
1st Quarter Mean ± s.d.		0.029 ± 0.007	< 0.015
04-04-07	308	0.014 ± 0.003	< 0.007
04-11-07	301	0.019 ± 0.004	< 0.014
04-19-07	343	0.020 ± 0.003	< 0.009
04-25-07	257	0.015 ± 0.004	< 0.011
05-02-07	303	0.020 ± 0.004	< 0.009
05-10-07	361	0.018 ± 0.003	< 0.007
05-17-07	284	0.016 ± 0.004	< 0.015
05-23-07	260	0.017 ± 0.004	< 0.012
05-30-07	306	0.021 ± 0.004	< 0.010
06-06-07	302	0.022 ± 0.003	< 0.022
06-13-07	308	0.022 ± 0.004	< 0.015
06-20-07	298	0.028 ± 0.004	< 0.013
06-27-07	299	0.021 ± 0.003	< 0.012
07-03-07	261	0.012 ± 0.003	< 0.021
2nd Quarter Mean ± s.d.		0.019 ± 0.004	< 0.013

Date Collected	Vol. (m^3)	Gross Beta	I-131
Required LLD		0.010	0.030
07-11-07	350	0.026 ± 0.003	< 0.007
07-18-07	301	0.019 ± 0.003	< 0.013
07-25-07	299	0.020 ± 0.003	< 0.009
08-01-07	301	0.032 ± 0.004	< 0.012
08-08-07	307	0.031 ± 0.004	< 0.015
08-15-07	299	0.023 ± 0.004	< 0.008
08-22-07	301	0.016 ± 0.003	< 0.012
08-30-07	345	0.021 ± 0.003	< 0.011
09-05-07	259	0.033 ± 0.005	< 0.010
09-12-07	303	0.023 ± 0.004	< 0.009
09-19-07	303	0.023 ± 0.003	< 0.013
09-26-07	300	0.032 ± 0.004	< 0.019
10-03-07	305	0.030 ± 0.004	< 0.014
3rd Quarter Mean ± s.d.		0.025 ± 0.006	< 0.012
10-11-07	192	0.037 ± 0.005	< 0.017
10-18-07	303	0.021 ± 0.004	< 0.015
10-25-07	300	0.021 ± 0.004	< 0.008
10-31-07	262	0.035 ± 0.005	< 0.012
11-07-07	301	0.016 ± 0.003	< 0.008
11-15-07	345	0.026 ± 0.003	< 0.017
11-21-07	258	0.020 ± 0.004	< 0.017
11-28-07	303	0.029 ± 0.004	< 0.007
12-05-07	304	0.025 ± 0.004	< 0.005
12-12-07	304	0.048 ± 0.005	< 0.003
12-19-07	300	0.057 ± 0.004	< 0.016
12-26-07	303	0.050 ± 0.005	< 0.015
01-03-08	344	0.042 ± 0.004	< 0.007
4th Quarter Mean ± s.d.		0.033 ± 0.013	< 0.011
Cumulative Average		0.026 ± 0.009	< 0.013

POINT BEACH NUCLEAR PLANT

GAMMA EMITTERS IN QUARTERLY COMPOSITES OF

AIR PARTICULATE FILTERS

(Concentration pCi/m3)

Locatior	Lab Code	Be-7	Cs-134	Cs-137	Other Gammas[a]	Volume
	Req. LLD	-	0.01	0.01	(0.10)	m^3
			1st Quarter			
E-01	EAP- 2184	0.060 ± 0.012	0.0002 ± 0.0005	-0.0001 ± 0.0005	-0.0002 ± 0.0006	3932
E-02	- 2185	0.069 ± 0.013	0.0001 ± 0.0004	-0.0001 ± 0.0005	-0.0001 ± 0.0005	3928
E-03	- 2186	0.064 ± 0.012	-0.0002 ± 0.0003	0.0001 ± 0.0003	0.0004 ± 0.0003	3824
E-04	- 2187	0.054 ± 0.011	0.0001 ± 0.0005	-0.0005 ± 0.0006	0.0002 ± 0.0004	4171
E-08	- 2188	0.066 ± 0.013	-0.0002 ± 0.0005	0.0001 ± 0.0005	0.0004 ± 0.0006	3932
E-20	- 2189	0.055 ± 0.012	-0.0003 ± 0.0004	-0.0001 ± 0.0005	-0.0004 ± 0.0005	3889
			2nd Quarter			
E-01	EAP- 4654	0.091 ± 0.016	-0.0002 ± 0.0005	-0.0005 ± 0.0005	0.0003 ± 0.0005	4458
E-02	- 4655	0.095 ± 0.016	0.0004 ± 0.0005	0.0004 ± 0.0006	0.0005 ± 0.0004	4138
E-03	- 4656,7	0.099 ± 0.011	-0.0001 ± 0.0005	-0.0001 ± 0.0006	-0.0009 ± 0.0008	4137
E-04	- 4658	0.103 ± 0.016	-0.0001 ± 0.0005	0.0007 ± 0.0006	0.0005 ± 0.0006	4552
E-08	- 4659	0.101 ± 0.019	-0.0003 ± 0.0005	-0.0003 ± 0.0005	0.0002 ± 0.0005	4276
E-20	- 4660	0.099 ± 0.016	-0.0001 ± 0.0005	-0.0002 ± 0.0005	0.0005 ± 0.0004	4191
			3rd Quarter			
E-01	EAP- 7418	0.082 ± 0.015	0.0001 ± 0.0005	0.0002 ± 0.0005	0.0003 ± 0.0005	4247
E-02	- 7419	0.078 ± 0.015	-0.0005 ± 0.0005	-0.0003 ± 0.0005	-0.0001 ± 0.0006	3960
E-03	- 7420	0.062 ± 0.013	0.0003 ± 0.0005	-0.0003 ± 0.0005	-0.0001 ± 0.0006	3984
E-04	- 7421	0.079 ± 0.016	-0.0006 ± 0.0004	-0.0001 ± 0.0005	0.0004 ± 0.0003	4403
E-08	- 7422	0.091 ± 0.016	-0.0003 ± 0.0004	0.0006 ± 0.0005	-0.0003 ± 0.0005	3991
E-20	- 7423	0.079 ± 0.018	0.0002 ± 0.0005	0.0002 ± 0.0005	0.0007 ± 0.0004	3973
			4th Quarter			
E-01	EAP- 8913	0.083 ± 0.016	-0.0004 ± 0.0005	0.0002 ± 0.0004	-0.0006 ± 0.0005	4078
E-02	- 8914	0.052 ± 0.011	-0.0001 ± 0.0003	0.0002 ± 0.0004	-0.0001 ± 0.0004	3250
E-03	- 8915	0.061 ± 0.013	-0.0004 ± 0.0005	0.0003 ± 0.0004	0.0005 ± 0.0005	3810
E-04	- 8916	0.054 ± 0.011	-0.0003 ± 0.0003	-0.0001 ± 0.0004	0.0001 ± 0.0005	4047
E-08	- 8917	0.050 ± 0.014	0.0000 ± 0.0004	0.0001 ± 0.0005	0.0004 ± 0.0005	3919
E-20	- 8918	0.061 ± 0.015	-0.0003 ± 0.0004	0.0002 ± 0.0004	0.0004 ± 0.0005	3819

[a] See Introduction

POINT BEACH NUCLEAR PLANT

RADIOACTIVITY IN MILK SAMPLES

(Monthly Collections)

Sample Description and Concentration (pCi/L)

E-11 Funk Dairy Farm

Collection Date	01-09-07	02-14-07	03-14-07	Required LLD
Lab Code	EMI-85	EMI-965	EMI-1403	
Sr-89	-0.1 ± 0.9	-0.7 ± 0.8	-1.2 ± 0.8	5.0
Sr-90	0.4 ± 0.3	1.0 ± 0.3	1.2 ± 0.4	1.0
I-131	0.14 ± 0.21	-0.04 ± 0.24	-0.01 ± 0.15	0.5
K-40	1376 ± 120	1399 ± 118	1400 ± 112	
Cs-134	-0.8 ± 2.6	1.1 ± 2.4	1.3 ± 1.6	5.0
Cs-137	1.7 ± 3.0	-1.2 ± 2.7	-0.1 ± 2.0	5.0
Ba-La-140	0.3 ± 2.4	0.4 ± 2.2	0.2 ± 2.1	5.0
Other Gammas[a]	-3.3 ± 2.9	-0.8 ± 2.4	1.3 ± 2.4	15.0

Collection Date	04-11-07	05-09-07	06-13-07	Required LLD
Lab Code	EMI-1938	EMI-2678	EMI-3585	
Sr-89	-0.2 ± 1.0	0.4 ± 1.0	0.0 ± 0.7	5.0
Sr-90	1.1 ± 0.4	0.2 ± 0.3	0.6 ± 0.3	1.0
I-131	-0.11 ± 0.19	-0.01 ± 0.23	-0.19 ± 0.17	0.5
K-40	1417 ± 109	1284 ± 117	1363 ± 125	
Cs-134	-2.7 ± 2.4	0.2 ± 2.5	-2.3 ± 2.4	5.0
Cs-137	-0.3 ± 2.6	-1.3 ± 2.9	-3.0 ± 2.8	5.0
Ba-La-140	0.8 ± 2.0	2.0 ± 2.3	-1.2 ± 2.6	5.0
Other Gammas[a]	0.2 ± 2.5	0.4 ± 2.6	3.0 ± 3.1	15.0

[a] See Introduction.

POINT BEACH NUCLEAR PLANT

RADIOACTIVITY IN MILK SAMPLES

(Monthly Collections)

Sample Description and Concentration (pCi/L)

E-11 Funk Dairy Farm

Collection Date	07-11-07	08-08-07	09-12-07	Required LLD
Lab Code	EMI-4199	EMI-5222	EMI-6028	
Sr-89	-0.8 ± 1.0	0.3 ± 0.9	-0.8 ± 0.8	5.0
Sr-90	0.8 ± 0.4	0.7 ± 0.3	0.8 ± 0.3	1.0
I-131	0.13 ± 0.21	0.12 ± 0.13	-0.18 ± 0.19	0.5
K-40	1385 ± 117	1344 ± 112	1401 ± 131	
Cs-134	0.0 ± 1.6	0.3 ± 1.4	0.7 ± 2.3	5.0
Cs-137	0.5 ± 1.8	0.0 ± 1.9	1.0 ± 2.8	5.0
Ba-La-140	0.5 ± 2.2	-0.3 ± 1.6	2.3 ± 2.5	5.0
Other Gammas[a]	-0.3 ± 2.4	-1.3 ± 2.0	-3.2 ± 3.1	15.0

Collection Date	10-10-07	11-14-07	12-12-07	Required LLD
Lab Code	EMI-6822	EMI-7850	EMI-8331	
Sr-89	0.1 ± 1.0	0.5 ± 0.8	-1.1 ± 1.1	5.0
Sr-90	0.8 ± 0.4	0.7 ± 0.3	1.6 ± 0.4	1.0
I-131	0.02 ± 0.18	-0.01 ± 0.16	0.07 ± 0.13	0.5
K-40	1373 ± 128	1250 ± 98	1294 ± 78	
Cs-134	1.5 ± 2.3	-4.5 ± 2.3	-2.4 ± 1.8	5.0
Cs-137	-1.2 ± 2.6	0.9 ± 2.4	-1.5 ± 2.0	5.0
Ba-La-140	1.4 ± 2.5	-0.5 ± 1.8	-0.4 ± 1.8	5.0
Other Gammas[a]	0.8 ± 2.8	0.3 ± 2.1	0.3 ± 1.6	15.0

[a] See Introduction.

POINT BEACH NUCLEAR PLANT

RADIOACTIVITY IN MILK SAMPLES

(Monthly Collections)

Sample Description and Concentration (pCi/L)

E-21 Strutz Dairy Farm

Collection Date	01-09-07	02-14-07	03-14-07	Required LLD
Lab Code	EMI-86	EMI-966	EMI-1404	
Sr-89	0.9 ± 1.1	-0.2 ± 0.7	-0.1 ± 0.8	5.0
Sr-90	0.4 ± 0.4	0.5 ± 0.3	0.6 ± 0.3	1.0
I-131	0.14 ± 0.16	-0.15 ± 0.27	-0.10 ± 0.15	0.5
K-40	1186 ± 111	1499 ± 109	1414 ± 131	
Cs-134	-1.9 ± 1.9	-6.2 ± 2.5	0.4 ± 2.1	5.0
Cs-137	-0.7 ± 2.0	-0.7 ± 2.7	0.6 ± 2.7	5.0
Ba-La-140	0.7 ± 1.6	0.3 ± 1.9	-0.2 ± 1.6	5.0
Other Gammas[a]	0.6 ± 2.7	-0.5 ± 2.4	-0.4 ± 2.7	15.0

Collection Date	04-11-07	05-09-07	06-13-07	Required LLD
Lab Code	EMI-1939	EMI-2679	EMI-3586	
Sr-89	0.3 ± 0.8	0.2 ± 1.1	-0.8 ± 0.8	5.0
Sr-90	0.4 ± 0.3	0.5 ± 0.4	0.5 ± 0.3	1.0
I-131	0.16 ± 0.23	-0.05 ± 0.23	-0.09 ± 0.18	0.5
K-40	1218 ± 102	1401 ± 114	1423 ± 111	
Cs-134	-1.2 ± 1.6	-0.2 ± 1.5	0.5 ± 1.3	5.0
Cs-137	-1.4 ± 2.0	-0.4 ± 2.0	0.4 ± 1.8	5.0
Ba-La-140	1.3 ± 2.0	0.7 ± 1.2	1.1 ± 1.8	5.0
Other Gammas[a]	1.1 ± 1.8	0.1 ± 1.9	-0.2 ± 1.9	15.0

[a] See Introduction.

POINT BEACH NUCLEAR PLANT

RADIOACTIVITY IN MILK SAMPLES

(Monthly Collections)

Sample Description and Concentration (pCi/L)

E-21 Strutz Dairy Farm

Collection Date	07-11-07	08-08-07	09-12-07	Required LLD
Lab Code	EMI-4200	EMI-5223	EMI-6029	
Sr-89	-0.6 ± 0.8	-0.6 ± 0.9	0.1 ± 0.8	5.0
Sr-90	0.8 ± 0.4	0.9 ± 0.3	0.6 ± 0.3	1.0
I-131	0.17 ± 0.22	-0.32 ± 0.17	-0.10 ± 0.21	0.5
K-40	1391 ± 129	1347 ± 119	1573 ± 128	
Cs-134	-2.7 ± 2.5	-2.1 ± 2.4	-7.4 ± 3.3	5.0
Cs-137	1.5 ± 3.0	0.7 ± 2.6	-2.5 ± 3.3	5.0
Ba-La-140	1.5 ± 2.8	0.9 ± 2.1	-2.0 ± 2.6	5.0
Other Gammas[a]	2.3 ± 2.9	1.3 ± 2.6	-1.4 ± 2.4	15.0

Collection Date	10-10-07	11-14-07	12-12-07	Required LLD
Lab Code	EMI-6823	EMI-7851	EMI-8332	
Sr-89	0.0 ± 0.8	0.2 ± 0.8	-0.9 ± 1.0	5.0
Sr-90	0.6 ± 0.3	0.5 ± 0.3	1.0 ± 0.4	1.0
I-131	0.05 ± 0.16	-0.11 ± 0.18	-0.16 ± 0.17	0.5
K-40	1383 ± 119	1387 ± 97	1358 ± 111	
Cs-134	-3.1 ± 2.5	-0.5 ± 1.4	-0.4 ± 1.6	5.0
Cs-137	-4.9 ± 3.0	0.6 ± 1.7	-0.2 ± 1.9	5.0
Ba-La-140	-1.5 ± 2.4	1.2 ± 1.9	1.0 ± 1.7	5.0
Other Gammas[a]	2.7 ± 2.3	0.1 ± 1.9	0.0 ± 2.1	15.0

[a] See Introduction.

POINT BEACH NUCLEAR PLANT

RADIOACTIVITY IN MILK SAMPLES

(Monthly Collections)

Sample Description and Concentration (pCi/L)

E-40 Barta

Collection Date	01-09-07	02-14-07	03-14-07	Required LLD
Lab Code	EMI-87	EMI-967	EMI-1405	
Sr-89	0.5 ± 1.0	-0.6 ± 0.9	-1.5 ± 1.0	5.0
Sr-90	1.0 ± 0.4	1.0 ± 0.4	1.7 ± 0.4	1.0
I-131	-0.30 ± 0.18	-0.19 ± 0.20	-0.21 ± 0.17	0.5
K-40	1404 ± 117	1330 ± 112	1370 ± 111	
Cs-134	0.1 ± 1.6	-0.4 ± 1.4	-0.3 ± 2.9	5.0
Cs-137	0.4 ± 1.9	-0.3 ± 1.8	-1.3 ± 2.9	5.0
Ba-La-140	-2.3 ± 2.0	-0.4 ± 2.0	-1.7 ± 2.2	5.0
Other Gammas[a]	-0.5 ± 1.8	-1.7 ± 2.0	-2.7 ± 2.6	15.0

Collection Date	04-11-07	05-09-07	06-13-07	Required LLD
Lab Code	EMI-1940	EMI-2630	EMI-3587	
Sr-89	0.6 ± 0.9	0.3 ± 1.2	-0.5 ± 0.9	5.0
Sr-90	0.6 ± 0.3	0.8 ± 0.4	0.5 ± 0.3	1.0
I-131	-0.05 ± 0.20	-0.01 ± 0.19	0.13 ± 0.17	0.5
K-40	1547 ± 127	1403 ± 114	1277 ± 127	
Cs-134	-3.7 ± 2.7	-3.6 ± 2.1	-0.6 ± 2.3	5.0
Cs-137	1.5 ± 2.7	1.3 ± 2.6	-0.2 ± 2.8	5.0
Ba-La-140	-3.8 ± 2.5	-1.3 ± 1.9	1.7 ± 1.9	5.0
Other Gammas[a]	-0.2 ± 2.5	1.9 ± 2.5	-5.7 ± 3.3	15.0

[a] See Introduction.

POINT BEACH NUCLEAR PLANT

RADIOACTIVITY IN MILK SAMPLES

(Monthly Collections)

Sample Description and Concentration (pCi/L)

E-40 Barta

Collection Date	07-11-07	08-08-07	09-12-07	Required LLD
Lab Code	EMI-4201	EMI-5224	EMI-6030,1	
Sr-89	-1.4 ± 1.0	-0.8 ± 1.0	0.0 ± 1.0	5.0
Sr-90	1.4 ± 0.5	1.1 ± 0.4	1.0 ± 0.3	1.0
I-131	-0.08 ± 0.19	-0.11 ± 0.16	-0.01 ± 0.22	0.5
K-40	1464 ± 126	1335 ± 110	1359 ± 84	
Cs-134	0.1 ± 2.5	-0.9 ± 2.4	0.4 ± 1.5	5.0
Cs-137	0.4 ± 2.5	0.9 ± 2.7	-1.7 ± 3.0	5.0
Ba-La-140	1.4 ± 1.4	-1.5 ± 1.8	0.3 ± 1.3	5.0
Other Gammas[a]	-1.3 ± 2.6	0.6 ± 2.0	-0.5 ± 2.0	15.0

Collection Date	10-10-07	11-14-07	12-12-07	Required LLD
Lab Code	EMI-6824	EMI-7852	EMI-8333	
Sr-89	-0.6 ± 0.9	-0.5 ± 0.9	-2.8 ± 1.3	5.0
Sr-90	0.8 ± 0.3	1.3 ± 0.4	2.0 ± 0.5	1.0
I-131	0.05 ± 0.20	-0.02 ± 0.20	0.12 ± 0.20	0.5
K-40	1436 ± 118	1373 ± 109	1384 ± 80	
Cs-134	0.2 ± 1.5	0.3 ± 1.8	0.0 ± 1.0	5.0
Cs-137	1.1 ± 2.1	-1.6 ± 2.3	1.0 ± 1.3	5.0
Ba-La-140	-0.2 ± 2.0	1.0 ± 1.7	-0.2 ± 1.2	5.0
Other Gammas[a]	2.3 ± 2.3	-0.3 ± 2.3	-0.7 ± 1.4	15.0

[a] See Introduction.

POINT BEACH NUCLEAR PLANT

RADIOACTIVITY IN WELL WATER SAMPLES, E-10

(Quarterly Collections)
Units: pCi/L

	1st Qtr.	2nd Qtr.	3rd Qtr.	4th Qtr.	Req. LLD
Collection Date	01-09-07	04-11-07	07-12-07	10-25-07	
Lab Code	EWW-178	EWW-2009	EWW-4298,9	EWW-7505	
Gross Beta	0.6 ± 1.8	-0.1 ± 1.8	2.0 ± 0.5	2.9 ± 1.4	4.0
H-3	76.3 ± 85.9	-3.8 ± 99.1	23.1 ± 77.7	-34.6 ± 85.3	500
Sr-89	-0.1 ± 0.6	0.5 ± 0.4	-0.1 ± 0.7	0.0 ± 0.8	5.0
Sr-90	0.0 ± 0.2	-0.1 ± 0.2	0.0 ± 0.3	0.0 ± 0.3	1.0
I-131	-0.27 ± 0.19	0.03 ± 0.18	-0.08 ± 0.22	0.16 ± 0.24	0.5
Mn-54	-2.1 ± 3.4	1.1 ± 2.2	-1.6 ± 3.2	1.2 ± 2.0	10
Fe-59	-0.3 ± 5.0	-0.2 ± 3.6	1.6 ± 7.1	2.1 ± 3.6	30
Co-58	-1.5 ± 3.1	0.4 ± 2.0	-1.2 ± 2.6	-1.0 ± 2.0	10
Co-60	0.2 ± 2.9	1.1 ± 2.0	-1.0 ± 3.8	-1.9 ± 2.2	10
Zn-65	2.6 ± 5.9	-5.2 ± 5.0	-12.8 ± 10.0	-4.6 ± 4.3	30
Zr-Nb-95	-1.2 ± 3.1	-0.8 ± 2.3	-3.5 ± 3.8	-0.7 ± 2.4	15
Cs-134	-1.6 ± 3.1	-3.5 ± 2.1	-1.1 ± 3.0	-1.7 ± 2.4	10
Cs-137	0.5 ± 3.0	-1.9 ± 2.3	2.3 ± 3.6	0.5 ± 2.4	10
Ba-La-140	-0.9 ± 3.3	-2.7 ± 2.6	-0.6 ± 4.4	-1.9 ± 2.3	15
Other Gammas[a]	-1.6 ± 3.2	-2.3 ± 2.1	-2.5 ± 3.1	-0.5 ± 2.2	30

[a] Ru-103

POINT BEACH

Lake water, analyses for gross beta, iodine-131 and gamma emitting isotopes.
Location: E-01 (Meteorological Tower)
Collection: Monthly composites Units: pCi/L

Lab Code	ELW-182	ELW-958	ELW-1395	ELW-1957	
Date Collected	01-09-07	02-15-07	03-13-07	04-11-07	Req. LLD
Gross beta	2.2 ± 0.4	2.0 ± 0.6	3.6 ± 0.7	2.1 ± 0.3	4.0
I-131	-0.22 ± 0.17	-0.02 ± 0.22	0.09 ± 0.18	-0.26 ± 0.22	0.5
Be-7	25.6 ± 23.0	50.0 ± 18.2	24.7 ± 19.1	-1.6 ± 15.7	
Mn-54	-1.2 ± 2.1	0.6 ± 1.7	1.2 ± 2.7	-1.2 ± 1.9	10
Fe-59	2.2 ± 5.9	0.2 ± 3.4	-2.0 ± 4.7	-4.7 ± 4.1	30
Co-58	0.8 ± 2.7	1.5 ± 1.7	-0.7 ± 2.4	1.2 ± 2.1	10
Co-60	0.5 ± 1.9	-0.2 ± 1.8	-2.1 ± 2.9	-1.2 ± 2.4	10
Zn-65	-1.1 ± 6.4	-0.7 ± 3.9	2.9 ± 4.7	-5.0 ± 4.3	30
Zr-Nb-95	1.1 ± 2.6	-1.1 ± 2.0	1.6 ± 2.4	0.4 ± 2.2	15
Cs-134	0.7 ± 2.3	0.2 ± 2.1	0.6 ± 1.9	-0.7 ± 1.7	10
Cs-137	3.4 ± 2.5	-3.6 ± 2.5	0.3 ± 2.4	1.5 ± 2.3	10
Ba-La-140	1.0 ± 3.0	-0.7 ± 2.0	-3.0 ± 3.6	-0.8 ± 2.3	15
Other Gammas[a]	-1.4 ± 2.5	-0.3 ± 2.1	-0.7 ± 2.3	-1.3 ± 1.9	30

Lab Code	ELW-2763	ELW-3640	ELW-4293	ELW-5464	
Date Collected	05-09-07	06-13-07	07-12-07	08-16-07	Req. LLD
Gross beta	4.7 ± 0.7	1.4 ± 0.4	2.3 ± 0.6	1.6 ± 1.1	4.0
I-131	-0.15 ± 0.24	-0.15 ± 0.20	-0.01 ± 0.21	0.14 ± 0.17	0.5
Be-7	9.6 ± 15.4	-3.5 ± 12.0	2.0 ± 24.3	-23.9 ± 24.0	
Mn-54	0.6 ± 1.4	0.9 ± 1.7	-0.6 ± 2.9	0.2 ± 3.2	10
Fe-59	-0.4 ± 3.4	-3.2 ± 3.4	3.4 ± 5.5	-2.3 ± 5.9	30
Co-58	-0.7 ± 1.9	-0.9 ± 1.6	2.6 ± 2.7	-3.0 ± 2.5	10
Co-60	0.2 ± 2.1	-0.4 ± 1.5	-1.4 ± 4.0	-3.5 ± 3.7	10
Zn-65	-4.4 ± 4.8	-1.2 ± 2.6	0.9 ± 8.2	-0.1 ± 6.5	30
Zr-Nb-95	0.2 ± 2.1	1.3 ± 1.4	1.0 ± 2.7	-3.9 ± 3.1	15
Cs-134	0.2 ± 1.9	-0.9 ± 1.7	-3.9 ± 3.4	-6.8 ± 3.4	10
Cs-137	-1.2 ± 2.2	1.8 ± 1.9	-5.3 ± 3.5	-1.0 ± 4.0	10
Ba-La-140	2.1 ± 2.6	-2.3 ± 2.3	5.2 ± 3.7	0.4 ± 4.0	15
Other Gammas[a]	0.6 ± 1.9	0.7 ± 1.4	-1.2 ± 3.1	-2.3 ± 2.7	30

Lab Code	ELW-6349	ELW-6861	ELW-7876	ELW-8373	
Date Collected	09-19-07	10-09-07	11-14-07	12-13-07	
Gross beta	1.9 ± 0.3	2.1 ± 1.0	4.1 ± 1.1	3.0 ± 0.9	4.0
I-131	0.16 ± 0.18	0.03 ± 0.23	0.08 ± 0.18	-0.14 ± 0.18	0.5
Be-7	5.7 ± 17.8	-7.4 ± 22.6	3.9 ± 14.3	-11.2 ± 15.7	
Mn-54	1.2 ± 1.8	-1.5 ± 2.4	-0.8 ± 1.5	-0.3 ± 1.5	10
Fe-59	-0.3 ± 3.9	0.9 ± 6.4	0.1 ± 3.1	-3.2 ± 3.0	30
Co-58	-1.0 ± 1.8	2.4 ± 2.6	-1.1 ± 1.6	-0.3 ± 1.7	10
Co-60	-1.2 ± 1.9	-1.4 ± 3.4	0.7 ± 1.3	-0.2 ± 1.6	10
Zn-65	-4.9 ± 4.3	2.3 ± 5.2	-0.3 ± 3.2	-1.7 ± 3.3	30
Zr-Nb-95	-0.9 ± 2.0	-1.2 ± 2.4	1.7 ± 1.9	-0.8 ± 1.8	15
Cs-134	0.9 ± 1.7	-2.0 ± 2.8	-0.6 ± 1.9	-2.0 ± 2.0	10
Cs-137	1.5 ± 2.1	2.5 ± 2.9	-3.0 ± 2.0	0.8 ± 1.9	10
Ba-La-140	0.7 ± 1.1	2.9 ± 3.2	0.5 ± 1.5	-1.7 ± 1.8	15
Other Gammas[a]	-1.6 ± 1.7	1.4 ± 2.7	-1.5 ± 1.6	-0.3 ± 1.7	30

[a] Ru-103

POINT BEACH

Lake water, analyses for gross beta, iodine-131 and gamma emitting isotopes.
Location: E-05 (Two Creeks Park)
Collection: Monthly composites Units: pCi/L

Lab Code	ELW-183	NS[b]	ELW-1396	ELW-1958	
Date Collected	01-09-07	-	03-13-07	04-11-07	Req. LLD
Gross beta	3.7 ± 0.5	-	4.3 ± 0.7	2.7 ± 0.4	4.0
I-131	-0.19 ± 0.17	-	-0.01 ± 0.14	-0.35 ± 0.21	0.5
Be-7	-6.8 ± 26.1	-	-5.6 ± 13.1	-9.1 ± 16.0	
Mn-54	1.3 ± 5.0	-	-0.9 ± 1.4	-0.3 ± 1.9	10
Fe-59	-1.5 ± 5.8	-	0.3 ± 3.1	2.8 ± 3.2	30
Co-58	0.0 ± 2.9	-	0.6 ± 1.6	-0.1 ± 1.8	10
Co-60	0.4 ± 3.3	-	0.8 ± 1.9	1.1 ± 1.6	10
Zn-65	-2.1 ± 6.5	-	-2.0 ± 3.1	-1.8 ± 3.8	30
Zr-Nb-95	1.6 ± 2.3	-	-1.4 ± 2.0	2.6 ± 1.9	15
Cs-134	0.3 ± 2.9	-	0.3 ± 1.3	-0.5 ± 1.8	10
Cs-137	-0.7 ± 3.3	-	-0.9 ± 1.6	-1.4 ± 2.2	10
Ba-La-140	-4.3 ± 3.7	-	-0.5 ± 2.0	-2.6 ± 2.3	15
Other Gammas[a]	0.5 ± 3.2	-	-0.4 ± 1.6	-0.5 ± 1.9	30

Lab Code	ELW-2764	ELW-3641	ELW-4294	ELW-5465	
Date Collected	05-09-07	06-13-07	07-12-07	08-16-07	Req. LLD
Gross beta	4.2 ± 0.7	1.4 ± 0.3	1.8 ± 0.5	3.7 ± 1.1	4.0
I-131	-0.12 ± 0.24	-0.01 ± 0.23	-0.01 ± 0.17	0.02 ± 0.20	0.5
Be-7	-9.9 ± 10.9	1.1 ± 20.0	1.5 ± 28.4	4.5 ± 18.8	
Mn-54	-0.7 ± 1.3	0.6 ± 1.9	1.4 ± 3.3	0.7 ± 1.8	10
Fe-59	0.3 ± 2.7	2.4 ± 3.8	1.4 ± 6.5	-0.8 ± 4.4	30
Co-58	-0.1 ± 1.2	1.7 ± 2.0	-1.5 ± 3.1	-2.0 ± 2.0	10
Co-60	0.1 ± 1.3	-0.2 ± 2.0	1.8 ± 4.6	0.9 ± 1.8	10
Zn-65	0.4 ± 2.7	-3.4 ± 4.2	-0.4 ± 6.5	-2.4 ± 4.4	30
Zr-Nb-95	-0.2 ± 1.5	1.4 ± 2.0	2.5 ± 3.4	-0.9 ± 2.1	15
Cs-134	0.6 ± 1.3	-2.3 ± 2.2	-0.5 ± 2.5	0.1 ± 1.9	10
Cs-137	0.6 ± 1.4	-0.2 ± 2.2	2.7 ± 2.8	1.8 ± 2.5	10
Ba-La-140	-2.7 ± 1.8	1.7 ± 2.2	-4.3 ± 4.1	0.3 ± 2.6	15
Other Gammas[a]	-1.4 ± 1.2	-1.6 ± 2.0	-2.2 ± 3.4	-0.1 ± 1.8	30

Lab Code	ELW-6053	ELW-6862	ELW-7877	ELW-8374	
Date Collected	09-11-07	10-09-07	11-14-07	12-13-07	
Gross beta	1.4 ± 0.3	2.6 ± 1.0	2.2 ± 1.0	3.2 ± 0.9	4.0
I-131	0.08 ± 0.21	0.01 ± 0.19	-0.11 ± 0.16	0.13 ± 0.16	0.5
Be-7	10.6 ± 14.5	-2.4 ± 22.7	-7.7 ± 11.3	18.2 ± 16.7	
Mn-54	2.3 ± 1.9	1.9 ± 3.3	0.9 ± 1.2	0.3 ± 1.8	10
Fe-59	-2.0 ± 3.4	0.5 ± 5.0	-1.0 ± 2.1	3.0 ± 3.8	30
Co-58	-0.3 ± 1.6	0.9 ± 2.1	0.1 ± 1.2	0.6 ± 1.8	10
Co-60	-0.5 ± 1.8	1.0 ± 2.6	1.6 ± 1.4	0.9 ± 1.8	10
Zn-65	0.6 ± 3.6	0.2 ± 7.8	-0.3 ± 2.6	-3.3 ± 3.8	30
Zr-Nb-95	-3.0 ± 1.9	1.5 ± 2.5	-1.2 ± 1.5	0.9 ± 1.8	15
Cs-134	-0.8 ± 1.3	-6.4 ± 3.7	0.1 ± 1.2	-1.0 ± 2.1	10
Cs-137	0.3 ± 1.6	-0.7 ± 3.3	0.3 ± 1.2	1.6 ± 2.0	10
Ba-La-140	0.7 ± 1.1	-3.4 ± 4.1	-2.7 ± 1.4	-4.9 ± 2.4	15
Other Gammas[a]	-2.0 ± 1.9	1.0 ± 2.5	-0.3 ± 1.4	-0.8 ± 1.8	30

[a] Ru-103

[b] "NS" = No sample; see Table 2.0, Listing of Missed Samples.

POINT BEACH

Lake water, analyses for gross beta, iodine-131 and gamma emitting isotopes.
Location: E-06 (Coast Guard Station)
Collection: Monthly composites Units: pCi/L

Lab Code	ELW-184	NS[b]	ELW-1397	ELW-1959	
Date Collected	01-09-07	-	03-13-07	04-11-07	Req. LLD
Gross beta	2.6 ± 0.4	-	3.1 ± 0.7	2.5 ± 0.4	4.0
I-131	-0.09 ± 0.15	-	-0.03 ± 0.14	-0.08 ± 0.21	0.5
Be-7	-9.6 ± 25.7	-	-3.1 ± 17.1	-1.5 ± 16.3	
Mn-54	0.8 ± 2.6	-	0.3 ± 2.1	0.3 ± 2.2	10
Fe-59	3.2 ± 5.7	-	0.4 ± 3.3	-1.0 ± 4.4	30
Co-58	3.0 ± 2.4	-	2.7 ± 2.0	-0.2 ± 2.3	10
Co-60	0.7 ± 3.3	-	0.6 ± 2.1	-1.2 ± 2.0	10
Zn-65	-4.1 ± 5.8	-	2.1 ± 3.8	-4.2 ± 4.1	30
Zr-Nb-95	1.0 ± 2.7	-	-0.2 ± 2.1	-0.4 ± 2.4	15
Cs-134	-1.5 ± 2.4	-	-3.3 ± 2.0	-1.1 ± 1.8	10
Cs-137	0.5 ± 2.9	-	0.5 ± 2.5	1.7 ± 2.0	10
Ba-La-140	-3.8 ± 2.9	-	-2.0 ± 2.5	-2.9 ± 2.5	15
Other Gammas[a]	-3.6 ± 3.1	-	0.3 ± 1.8	0.5 ± 1.9	30

Lab Code	ELW-2765	ELW-3642	ELW-4295	ELW-5466	
Date Collected	05-09-07	06-13-07	07-12-07	08-16-07	Req. LLD
Gross beta	2.5 ± 0.6	1.6 ± 0.4	1.7 ± 0.6	9.7 ± 1.3[c]	4.0
I-131	0.08 ± 0.22	-0.14 ± 0.19	0.18 ± 0.21	0.12 ± 0.26	0.5
Be-7	-33.3 ± 23.8	6.4 ± 18.4	13.8 ± 26.4	8.8 ± 19.6	
Mn-54	2.7 ± 2.8	0.4 ± 2.3	-2.7 ± 3.5	-1.0 ± 2.1	10
Fe-59	-2.4 ± 4.9	-1.3 ± 3.9	9.4 ± 6.5	-2.8 ± 3.7	30
Co-58	2.2 ± 3.2	-0.3 ± 2.1	-2.8 ± 3.5	1.5 ± 2.3	10
Co-60	0.6 ± 3.0	-1.7 ± 2.1	1.1 ± 2.4	0.8 ± 2.1	10
Zn-65	0.5 ± 6.7	-1.1 ± 4.7	2.2 ± 6.2	-3.9 ± 4.2	30
Zr-Nb-95	1.3 ± 2.2	-0.3 ± 2.4	1.6 ± 3.5	3.3 ± 2.2	15
Cs-134	0.3 ± 2.5	-0.4 ± 2.0	-0.3 ± 3.3	-2.4 ± 2.2	10
Cs-137	-1.4 ± 2.8	-0.8 ± 2.2	0.3 ± 3.6	1.0 ± 2.7	10
Ba-La-140	-2.4 ± 3.1	-1.2 ± 2.8	8.3 ± 4.5	-2.6 ± 2.5	15
Other Gammas[a]	0.7 ± 2.9	-1.2 ± 2.1	0.3 ± 3.5	-2.1 ± 2.1	30

Lab Code	ELW-6054	ELW-6863	ELW-7878	ELW-8375	
Date Collected	09-11-07	10-09-07	11-14-07	12-13-07	
Gross beta	1.5 ± 0.3	2.0 ± 1.0	2.1 ± 1.0	4.1 ± 0.9	4.0
I-131	0.02 ± 0.17	0.03 ± 0.19	0.10 ± 0.15	-0.06 ± 0.17	0.5
Be-7	-13.2 ± 23.2	6.1 ± 14.2	5.7 ± 14.3	4.1 ± 12.6	
Mn-54	-0.8 ± 2.4	2.7 ± 2.0	-0.2 ± 1.5	0.4 ± 1.6	10
Fe-59	1.2 ± 4.8	-0.7 ± 3.4	0.1 ± 2.7	-0.5 ± 2.3	30
Co-58	-0.3 ± 3.1	-1.3 ± 1.7	0.2 ± 1.7	-0.2 ± 1.4	10
Co-60	-2.0 ± 3.2	-0.5 ± 2.3	0.0 ± 1.6	1.0 ± 1.4	10
Zn-65	-1.0 ± 6.9	-6.4 ± 4.1	-4.0 ± 3.7	-0.8 ± 2.7	30
Zr-Nb-95	0.7 ± 3.2	0.8 ± 2.1	1.3 ± 1.8	-0.9 ± 1.5	15
Cs-134	-1.0 ± 3.5	-1.7 ± 1.6	0.0 ± 1.5	0.2 ± 1.3	10
Cs-137	0.4 ± 3.3	-0.2 ± 2.3	-0.7 ± 2.0	0.0 ± 1.4	10
Ba-La-140	4.6 ± 3.0	1.7 ± 2.6	-0.9 ± 1.6	-1.5 ± 1.7	15
Other Gammas[a]	0.2 ± 2.5	-1.7 ± 2.1	0.9 ± 1.7	-0.9 ± 1.4	30

[a] Ru-103

[b] "NS" = No sample; see Table 2.0, Listing of Missed Samples.

[c] Gross beta repeated with a result of 7.3±0.8 pCi/L. Reanalysis after filtering = 6.4±2.0 pCi/L.

POINT BEACH

Lake water, analyses for gross beta, iodine-131 and gamma emitting isotopes.
Location: E-33 (Nature Conservancy)
Collection: Monthly composites Units: pCi/L

Lab Code	ELW-185	ELW-959	ELW-1398	ELW-1960	
Date Collected	01-09-07	02-15-07	03-13-07	04-11-07	Req. LLD
Gross beta	3.5 ± 0.5	2.3 ± 0.6	6.4 ± 0.8	2.8 ± 0.4	4.0
I-131	-0.07 ± 0.18	-0.14 ± 0.19	0.03 ± 0.12	0.02 ± 0.22	0.5
Be-7	4.2 ± 27.2	0.6 ± 12.9	-8.6 ± 19.1	-27.8 ± 29.0	
Mn-54	-0.2 ± 2.6	0.8 ± 1.3	0.2 ± 2.3	1.8 ± 3.3	10
Fe-59	0.7 ± 6.0	1.3 ± 2.5	1.5 ± 3.9	-2.2 ± 7.3	30
Co-58	1.6 ± 2.7	0.1 ± 1.5	2.0 ± 1.8	-0.3 ± 3.4	10
Co-60	-3.6 ± 3.3	-0.2 ± 1.5	0.6 ± 1.6	1.6 ± 4.1	10
Zn-65	-3.5 ± 6.0	-2.6 ± 2.7	-4.3 ± 4.3	-2.9 ± 6.8	30
Zr-Nb-95	0.8 ± 2.9	-0.3 ± 1.7	-0.9 ± 1.9	1.6 ± 3.7	15
Cs-134	-0.1 ± 3.4	1.1 ± 1.2	0.0 ± 2.1	-1.3 ± 2.9	10
Cs-137	0.7 ± 3.7	-1.0 ± 1.4	0.5 ± 2.2	1.0 ± 3.1	10
Ba-La-140	2.5 ± 3.8	0.7 ± 1.3	5.8 ± 3.6	2.3 ± 3.5	15
Other Gammas[a]	1.5 ± 2.8	-0.9 ± 1.3	0.5 ± 2.0	0.4 ± 3.0	30

Lab Code	ELW-2766	ELW-3643	ELW-4296	ELW-5467	
Date Collected	05-09-07	06-13-07	07-12-07	08-16-07	Req. LLD
Gross beta	2.0 ± 0.6	1.3 ± 0.3	3.8 ± 0.7	2.5 ± 1.0	4.0
I-131	-0.23 ± 0.24	0.02 ± 0.18	0.08 ± 0.16	0.06 ± 0.19	0.5
Be-7	-11.1 ± 19.8	-7.0 ± 14.4	7.2 ± 18.0	-18.5 ± 26.4	
Mn-54	-1.6 ± 2.9	-0.3 ± 1.8	0.5 ± 1.8	-4.0 ± 3.3	10
Fe-59	-9.1 ± 6.2	-0.2 ± 3.0	-4.3 ± 4.3	1.0 ± 6.2	30
Co-58	3.2 ± 2.5	1.8 ± 1.7	2.0 ± 2.1	-4.0 ± 3.3	10
Co-60	1.9 ± 3.8	-0.4 ± 1.2	1.1 ± 2.0	-0.7 ± 3.7	10
Zn-65	-8.0 ± 6.2	-1.8 ± 3.2	-2.1 ± 4.3	0.7 ± 6.4	30
Zr-Nb-95	-3.0 ± 2.8	-0.3 ± 1.7	0.2 ± 2.4	0.5 ± 3.2	15
Cs-134	-2.7 ± 3.0	-0.8 ± 1.5	0.1 ± 2.2	-1.1 ± 3.0	10
Cs-137	-0.5 ± 3.0	-0.4 ± 1.6	1.3 ± 2.4	0.6 ± 3.5	10
Ba-La-140	-5.5 ± 4.2	-1.1 ± 2.0	0.1 ± 2.8	0.3 ± 3.2	15
Other Gammas[a]	-1.0 ± 2.8	0.7 ± 1.7	-0.7 ± 1.9	-0.3 ± 3.4	30

Lab Code	ELW-6350	ELW-6864	ELW-7879	ELW-8376	
Date Collected	09-19-07	10-09-07	11-14-07	12-13-07	
Gross beta	2.7 ± 0.4	2.1 ± 1.0	2.2 ± 1.0	1.0 ± 0.4	4.0
I-131	0.09 ± 0.21	0.17 ± 0.25	0.04 ± 0.14	0.08 ± 0.16	0.5
Be-7	-11.6 ± 17.9	5.3 ± 17.3	9.8 ± 16.8	9.2 ± 13.4	
Mn-54	-0.2 ± 1.7	1.0 ± 2.0	0.4 ± 1.9	-0.2 ± 1.4	10
Fe-59	0.2 ± 3.8	-2.0 ± 3.3	-3.6 ± 4.0	0.5 ± 2.9	30
Co-58	0.2 ± 1.9	0.6 ± 2.1	0.9 ± 1.9	-0.9 ± 1.6	10
Co-60	1.8 ± 1.7	1.0 ± 1.9	0.2 ± 1.8	-0.6 ± 1.8	10
Zn-65	-0.9 ± 4.0	-0.2 ± 3.5	-1.6 ± 3.3	-2.3 ± 3.2	30
Zr-Nb-95	-0.7 ± 2.0	-0.2 ± 2.2	0.9 ± 2.0	-1.3 ± 1.7	15
Cs-134	0.9 ± 1.6	-2.2 ± 2.2	1.1 ± 1.9	-1.1 ± 1.5	10
Cs-137	-1.8 ± 2.1	1.3 ± 2.2	-1.8 ± 2.3	1.1 ± 1.7	10
Ba-La-140	3.0 ± 2.0	2.9 ± 1.9	-0.4 ± 2.4	-4.4 ± 2.0	15
Other Gammas[a]	1.0 ± 1.9	-2.3 ± 2.0	0.0 ± 2.0	-0.4 ± 1.7	30

[a] Ru-103

POINT BEACH

Lake water, analyses for tritium, strontium-89 and strontium-90.
Collection: Quarterly composites of weekly grab samples
Units: pCi/L

Location	E-01 (Meteorological Tower)			
Period	1st Qtr.	2nd Qtr.	3rd Qtr.	4th Qtr.
Lab Code	ELW-2222	ELW-4276	ELW-7137	ELW-8631
H-3	71 ± 92	74 ± 96	-70 ± 97	51 ± 82
Sr-89	0.38 ± 1.22	-0.33 ± 1.21	-1.04 ± 1.13	-0.33 ± 0.83
Sr-90	0.27 ± 0.32	0.21 ± 0.38	0.50 ± 0.29	0.31 ± 0.34

Location	E-05 (Two Creeks Park)			
Period	1st Qtr.	2nd Qtr.	3rd Qtr.	4th Qtr.
Lab Code	ELW-2223	ELW-4277,8	ELW-7138	ELW-8632
H-3	171 ± 96	56 ± 95	-123 ± 95	29 ± 81
Sr-89	-0.27 ± 1.04	0.24 ± 0.89	0.72 ± 1.12	1.34 ± 0.99
Sr-90	0.38 ± 0.29	0.19 ± 0.28	0.17 ± 0.26	-0.30 ± 0.30

Location	E-06 (Coast Guard Station)			
Period	1st Qtr.	2nd Qtr.	3rd Qtr.	4th Qtr.
Lab Code	ELW-2224	ELW-4279	ELW-7139	ELW-8633
H-3	45 ± 91	64 ± 95	-132 ± 95	33 ± 81
Sr-89	-0.03 ± 0.96	-0.71 ± 0.90	0.16 ± 1.02	-0.16 ± 0.95
Sr-90	0.25 ± 0.26	0.28 ± 0.31	0.31 ± 0.26	0.56 ± 0.41

Location	E-33 (Nature Conservancy)			
Period	1st Qtr.	2nd Qtr.	3rd Qtr.	4th Qtr.
Lab Code	ELW-2225	ELW-4280	ELW-7140	ELW-8634,5
H-3	-43 ± 88	79 ± 96	-68 ± 97	31 ± 81
Sr-89	-0.32 ± 1.02	0.37 ± 1.16	-0.19 ± 1.09	0.21 ± 0.69
Sr-90	0.32 ± 0.28	0.45 ± 0.35	0.35 ± 0.27	0.32 ± 0.28

Note: pages 23 and 24 are intentionally left out.

POINT BEACH NUCLEAR PLANT

Fish, analyses for gross beta and gamma emitting isotopes.
Location: E-13
Collection: 3x / year Units: pCi/g wet

	Sample Description and Concentration				Required LLD
Collection Date	01-27-07	02-10-07	03-03-07	08-16-07	
Lab Code	EF-1409	EF-1410	EF-1411	EF-5403	
Type	Brown Trout	Rainbow Trout	Brown Trout	Brown Trout	
Ratio (wet/dry wt.)	3.12	2.97	3.20		
Gross Beta	4.27 ± 0.13	5.16 ± 0.13	4.48 ± 0.16	3.22 ± 0.08	0.5
K-40	2.50 ± 0.35	3.22 ± 0.38	3.18 ± 0.39	2.28 ± 0.35	
Mn-54	0.001 ± 0.008	-0.007 ± 0.008	-0.007 ± 0.010	-0.002 ± 0.009	0.13
Fe-59	-0.002 ± 0.014	-0.026 ± 0.012	-0.010 ± 0.018	-0.017 ± 0.019	0.26
Co-58	0.011 ± 0.008	0.016 ± 0.008	0.004 ± 0.008	0.007 ± 0.007	0.13
Co-60	-0.001 ± 0.007	0.000 ± 0.008	0.005 ± 0.010	-0.003 ± 0.009	0.13
Zn-65	0.027 ± 0.015	0.012 ± 0.018	-0.002 ± 0.021	-0.011 ± 0.021	0.26
Cs-134	0.001 ± 0.008	0.000 ± 0.005	-0.006 ± 0.009	0.003 ± 0.010	0.13
Cs-137	0.016 ± 0.010	0.039 ± 0.016	0.031 ± 0.012	0.043 ± 0.024	0.15
Other Gammas[a]	-0.019 ± 0.007	-0.003 ± 0.006	-0.002 ± 0.008	-0.002 ± 0.008	0.5
Collection Date	08-16-07	08-16-07	12-11-07	12-11-07	
Lab Code	EF-5404	EF-5405	EF-8327	EF-8328,29	
Type	Brown Trout	Salmon	Lake Trout	Lake Trout	
Ratio (wet/dry wt.)	3.12	2.05	2.61	5.11	
Gross Beta	5.29 ± 0.11	4.64 ± 0.10	3.28 ± 0.06	3.99 ± 0.06	
K-40	3.45 ± 0.41	2.79 ± 0.37	2.58 ± 0.47	2.76 ± 0.29	
Mn-54	-0.002 ± 0.009	0.003 ± 0.008	-0.014 ± 0.014	-0.014 ± 0.014	
Fe-59	-0.022 ± 0.016	-0.009 ± 0.019	-0.033 ± 0.025	0.012 ± 0.017	
Co-58	0.007 ± 0.008	0.000 ± 0.019	0.001 ± 0.013	-0.010 ± 0.008	
Co-60	0.002 ± 0.010	0.002 ± 0.008	-0.004 ± 0.016	-0.007 ± 0.009	
Zn-65	-0.006 ± 0.020	-0.032 ± 0.020	0.002 ± 0.029	-0.015 ± 0.020	
Cs-134	0.007 ± 0.006	0.000 ± 0.007	-0.004 ± 0.011	-0.010 ± 0.008	
Cs-137	0.031 ± 0.016	0.049 ± 0.014	0.013 ± 0.016	0.018 ± 0.011	
Other Gammas[a]	-0.001 ± 0.007	-0.006 ± 0.007	-0.014 ± 0.010	-0.014 ± 0.010	

[a] Ru-103

POINT BEACH NUCLEAR PLANT

Fish, analyses for gross beta and gamma emitting isotopes.
Location: E-13
Collection: 3x / year Units: pCi/g wet

	Sample Description and Concentration (pCi/g wet)	Required LLD
Collection Date	12-11-07	
Lab Code	EF-8330	
Type	Lake Trout	
Ratio (wet/dry wt.)	4.68	
Gross Beta	3.28 ± 0.07	0.5
K-40	2.25 ± 0.41	
Mn-54	-0.003 ± 0.011	0.13
Fe-59	-0.010 ± 0.022	0.26
Co-58	0.000 ± 0.011	0.13
Co-60	0.005 ± 0.012	0.13
Zn-65	0.023 ± 0.022	0.26
Cs-134	-0.005 ± 0.009	0.13
Cs-137	0.023 ± 0.013	0.15
Other Gammas[a]	-0.013 ± 0.009	0.5

[a] Ru-103

NOTE: Page 27 is intentionally left out.

POINT BEACH NUCLEAR PLANT

RADIOACTIVITY IN SHORELINE SEDIMENT SAMPLES

(Semiannual Collections)

Sample Description and Concentration (pCi/g dry)

Collection Date	4/11/2007	4/11/2007	4/11/2007	Required
Lab Code	ESS-2011	ESS-2012	ESS-2013	LLD
Location	E-01	E-05	E-06	
Gross Beta	8.94 ± 1.76	16.82 ± 2.03	16.23 ± 2.30	2.0
Be-7	0.047 ± 0.055	0.050 ± 0.040	0.020 ± 0.064	
K-40	4.55 ± 0.32	7.14 ± 0.40	8.65 ± 0.51	-
Cs-137	0.016 ± 0.009	0.012 ± 0.006	0.041 ± 0.020	0.15
Tl-208	0.078 ± 0.021	0.035 ± 0.011	0.043 ± 0.019	-
Pb-212	0.24 ± 0.026	0.10 ± 0.017	0.09 ± 0.017	-
Bi-214	0.19 ± 0.028	0.08 ± 0.029	0.09 ± 0.031	-
Ra-226	0.48 ± 0.20	0.36 ± 0.13	0.32 ± 0.14	-
Ac-228	0.30 ± 0.060	0.20 ± 0.054	0.07 ± 0.039	-

Collection Date	4/11/2007	4/11/2007		
Lab Code	ESS-2014	ESS-2015		
Location	E-12	E-33		
Gross Beta	14.43 ± 2.01	13.85 ± 2.19		2.0
Be-7	0.039 ± 0.055	0.042 ± 0.053		
K-40	7.84 ± 0.45	6.09 ± 0.39		-
Cs-137	0.019 ± 0.010	0.022 ± 0.012		0.15
Tl-208	0.038 ± 0.017	0.043 ± 0.017		-
Pb-212	0.10 ± 0.018	0.12 ± 0.039		-
Bi-214	0.09 ± 0.025	0.07 ± 0.023		-
Ra-226	0.32 ± 0.14	0.31 ± 0.12		-
Ac-228	0.13 ± 0.063	0.17 ± 0.048		-

POINT BEACH NUCLEAR PLANT

RADIOACTIVITY IN SHORELINE SEDIMENT SAMPLES

(Semiannual Collections)

Sample Description and Concentration (pCi/g dry)

Collection Date	10/9/2007	10/9/2007	10/9/2007	Required
Lab Code	ESS-6869	ESS-6870,1	ESS-6872	LLD
Location	E-01	E-05	E-06	
Gross Beta	12.13 ± 2.09	19.90 ± 1.51	11.43 ± 1.63	2.0
Be-7	0.078 ± 0.061	0.106 ± 0.076	0.064 ± 0.065	
K-40	5.75 ± 0.40	9.95 ± 0.66	6.39 ± 0.59	-
Cs-137	0.033 ± 0.014	0.016 ± 0.012	0.007 ± 0.012	0.15
Tl-208	0.085 ± 0.023	0.053 ± 0.015	0.034 ± 0.012	-
Pb-212	0.24 ± 0.058	0.13 ± 0.016	0.08 ± 0.020	-
Bi-214	0.18 ± 0.031	0.18 ± 0.033	0.13 ± 0.037	-
Ra-226	0.32 ± 0.14	0.19 ± 0.17	0.31 ± 0.15	-
Ac-228	0.25 ± 0.072	0.22 ± 0.064	0.14 ± 0.077	-

Collection Date	10/9/2007	10/9/2007	
Lab Code	ESS-6873	ESS-6874	
Location	E-12	E-33	
Gross Beta	18.61 ± 2.11	10.31 ± 1.51	2.0
Be-7	0.057 ± 0.057	0.143 ± 0.060	
K-40	8.54 ± 0.50	7.32 ± 0.05	-
Cs-137	0.001 ± 0.007	0.032 ± 0.018	0.15
Tl-208	0.059 ± 0.018	0.046 ± 0.019	-
Pb-212	0.14 ± 0.031	0.13 ± 0.051	-
Bi-214	0.10 ± 0.028	0.10 ± 0.024	-
Ra-226	0.43 ± 0.15	0.28 ± 0.13	-
Ac-228	0.22 ± 0.069	0.15 ± 0.041	-

POINT BEACH NUCLEAR PLANT

RADIOACTIVITY IN SOIL SAMPLES

(Semiannual Collections)

Sample Description and Concentration (pCi/g dry)				
Collection Date	5/31/2007	5/31/2007	5/31/2007	Required
Lab Code	ESO-3415	ESO-3416,7	ESO-3418	LLD
Location	E-01	E-02	E-03	
Gross Beta	33.23 ± 2.91	22.67 ± 1.66	34.82 ± 2.43	2.0
Be-7	-0.04 ± 0.14	0.17 ± 0.08	0.02 ± 0.11	
K-40	15.46 ± 1.10	12.31 ± 0.52	21.34 ± 0.94	-
Cs-137	0.22 ± 0.048	0.15 ± 0.023	0.35 ± 0.037	0.15
Tl-208	0.19 ± 0.044	0.11 ± 0.016	0.27 ± 0.042	-
Pb-212	0.49 ± 0.053	0.33 ± 0.023	0.87 ± 0.116	-
Bi-214	0.39 ± 0.083	0.21 ± 0.033	0.48 ± 0.055	-
Ra-226	0.94 ± 0.38	0.58 ± 0.19	1.73 ± 0.35	-
Ac-228	0.59 ± 0.18	0.42 ± 0.07	0.83 ± 0.14	-
Collection Date	5/31/2007	5/31/2007	5/31/2007	
Lab Code	ESO-3419	ESO-3420	ESO-3421	
Location	E-04	E-06	E-08	
Gross Beta	28.72 ± 2.24	26.76 ± 2.10	25.32 ± 2.01	2.0
Be-7	0.15 ± 0.09	0.09 ± 0.10	0.03 ± 0.08	
K-40	17.34 ± 0.82	15.10 ± 0.93	13.24 ± 0.69	-
Cs-137	0.15 ± 0.027	0.22 ± 0.038	0.24 ± 0.031	0.15
Tl-208	0.18 ± 0.032	0.12 ± 0.035	0.09 ± 0.026	-
Pb-212	0.48 ± 0.047	0.27 ± 0.038	0.32 ± 0.083	-
Bi-214	0.33 ± 0.044	0.24 ± 0.053	0.15 ± 0.037	-
Ra-226	0.98 ± 0.28	0.53 ± 0.31	0.83 ± 0.24	-
Ac-228	0.74 ± 0.13	0.45 ± 0.13	0.33 ± 0.07	-
Collection Date	5/31/2007	5/31/2007		
Lab Code	ESO-3422	ESO-3423		
Location	E-09	E-20		
Gross Beta	35.96 ± 2.47	35.15 ± 2.96		2.0
Be-7	0.12 ± 0.09	-0.03 ± 0.15		
K-40	21.16 ± 0.93	13.80 ± 1.21		-
Cs-137	0.17 ± 0.033	0.04 ± 0.025		0.15
Tl-208	0.20 ± 0.029	0.18 ± 0.046		-
Pb-212	0.50 ± 0.041	0.44 ± 0.052		-
Bi-214	0.42 ± 0.056	0.33 ± 0.101		-
Ra-226	1.08 ± 0.31	1.06 ± 0.41		-
Ac-228	0.56 ± 0.10	0.51 ± 0.16		-

POINT BEACH NUCLEAR PLANT

RADIOACTIVITY IN SOIL SAMPLES

(Semiannual Collections)

Sample Description and Concentration (pCi/g dry)				
Collection Date	10/26/2007	10/26/2007	10/26/2007	Required
Lab Code	ESO-7506	ESO-7507	ESO-7508,9	LLD
Location	E-01	E-02	E-03	
Gross Beta	29.30 ± 2.86	37.61 ± 2.79	35.84 ± 2.05	2.0
Be-7	0.01 ± 0.08	0.14 ± 0.08	-0.04 ± 0.10	
K-40	14.04 ± 0.74	19.32 ± 0.82	17.14 ± 0.67	-
Cs-137	0.12 ± 0.027	0.14 ± 0.029	0.29 ± 0.033	0.15
Tl-208	0.14 ± 0.028	0.20 ± 0.037	0.19 ± 0.028	-
Pb-212	0.43 ± 0.093	0.65 ± 0.094	0.56 ± 0.031	-
Bi-214	0.32 ± 0.046	0.45 ± 0.047	0.44 ± 0.043	-
Ra-226	0.67 ± 0.26	0.94 ± 0.28	0.99 ± 0.25	-
Ac-228	0.46 ± 0.08	0.58 ± 0.12	0.69 ± 0.09	-
Collection Date	10/26/2007	10/26/2007	10/26/2007	
Lab Code	ESO-7510	ESO-7511	ESO-7512	
Location	E-04	E-06	E-08	
Gross Beta	23.91 ± 3.19	23.76 ± 3.62	28.92 ± 2.80	2.0
Be-7	0.03 ± 0.09	0.08 ± 0.06	0.06 ± 0.09	
K-40	13.88 ± 0.75	13.02 ± 0.63	13.57 ± 0.74	-
Cs-137	0.26 ± 0.034	0.27 ± 0.029	0.25 ± 0.038	0.15
Tl-208	0.15 ± 0.029	0.10 ± 0.023	0.09 ± 0.018	-
Pb-212	0.46 ± 0.093	0.31 ± 0.028	0.28 ± 0.037	-
Bi-214	0.35 ± 0.044	0.30 ± 0.036	0.24 ± 0.043	-
Ra-226	0.79 ± 0.28	0.75 ± 0.02	0.57 ± 0.03	-
Ac-228	0.51 ± 0.11	0.39 ± 0.09	0.30 ± 0.08	-
Collection Date	10/26/2007	10/26/2007		
Lab Code	ESO-7513	ESO-7514		
Location	E-09	E-20		
Gross Beta	38.35 ± 2.87	35.71 ± 2.76		2.0
Be-7	0.17 ± 0.09	0.04 ± 0.10		
K-40	20.25 ± 0.87	18.07 ± 0.88		-
Cs-137	0.14 ± 0.026	0.15 ± 0.033		0.15
Tl-208	0.20 ± 0.031	0.16 ± 0.029		-
Pb-212	0.57 ± 0.041	0.57 ± 0.111		-
Bi-214	0.43 ± 0.051	0.40 ± 0.056		-
Ra-226	0.89 ± 0.29	1.18 ± 0.47		-
Ac-228	0.66 ± 0.15	0.58 ± 0.13		-

POINT BEACH NUCLEAR PLANT

RADIOACTIVITY IN VEGETATION SAMPLES

(Tri-Annual Collections)

Sample Description and Concentration (pCi/g wet)

Location	E-01	E-02	E-03	
Collection Date	5/31/2007	5/31/2007	5/31/2007	
Lab Code	EG-3301	EG-3302	EG-3303	Req. LLD
Ratio (wet/dry)	3.87	3.93	4.52	-
Gross Beta	9.38 ± 0.41	9.69 ± 0.33	7.19 ± 0.22	0.25
Be-7	1.00 ± 0.41	0.87 ± 0.32	0.41 ± 0.18	-
K-40	4.77 ± 0.77	5.48 ± 0.69	6.02 ± 0.88	-
I-131	-0.004 ± 0.017	0.004 ± 0.013	-0.025 ± 0.020	0.060
Cs-134	-0.016 ± 0.017	0.002 ± 0.017	-0.008 ± 0.019	0.060
Cs-137	0.001 ± 0.019	0.009 ± 0.015	-0.005 ± 0.021	0.080
Other Gammas[a]	-0.018 ± 0.019	-0.005 ± 0.019	-0.023 ± 0.027	0.060

Location	E-04	E-06	E-08	
Collection Date	5/31/2007	5/31/2007	5/31/2007	
Lab Code	EG-3304	EG-3305	EG-3306	Req. LLD
Ratio (wet/dry)	5.64	4.73	4.02	-
Gross Beta	7.46 ± 0.16	7.36 ± 0.17	9.58 ± 0.22	0.25
Be-7	0.68 ± 0.26	0.48 ± 0.26	1.02 ± 0.36	-
K-40	5.58 ± 0.59	5.76 ± 1.18	6.86 ± 0.65	-
I-131	0.008 ± 0.011	-0.022 ± 0.018	-0.001 ± 0.016	0.060
Cs-134	-0.008 ± 0.011	-0.015 ± 0.020	-0.020 ± 0.016	0.060
Cs-137	0.008 ± 0.010	0.027 ± 0.020	0.025 ± 0.015	0.080
Other Gammas[a]	-0.006 ± 0.012	0.035 ± 0.018	0.010 ± 0.015	0.060

Location	E-09	E-20	
Collection Date	5/31/2007	5/31/2007	
Lab Code	EG-3307	EG-3308	Req. LLD
Ratio (wet/dry)	4.39	4.46	-
Gross Beta	8.03 ± 0.16	7.29 ± 0.16	0.25
Be-7	0.66 ± 0.26	0.82 ± 0.20	-
K-40	5.52 ± 0.63	7.18 ± 0.44	-
I-131	-0.009 ± 0.014	0.003 ± 0.012	0.060
Cs-134	-0.007 ± 0.012	0.003 ± 0.012	0.060
Cs-137	0.017 ± 0.015	0.002 ± 0.014	0.080
Other Gammas[a]	0.002 ± 0.014	0.007 ± 0.014	0.060

[a] See Introduction.

POINT BEACH NUCLEAR PLANT

RADIOACTIVITY IN VEGETATION SAMPLES
(Tri-Annual Collections)

Sample Description and Concentration (pCi/g wet)

Location	E-01	E-02	E-03	
Collection Date	7/26/2007	7/25/2007	7/26/2007	
Lab Code	EG-4768	EG-4769	EG-4770	Req. LLD
Ratio (wet/dry)	4.08	3.49	3.67	-
Gross Beta	9.87 ± 0.21	7.71 ± 0.18	8.84 ± 0.18	0.25
Be-7	0.57 ± 0.16	2.23 ± 0.23	0.48 ± 0.18	-
K-40	7.23 ± 0.52	6.31 ± 0.55	7.88 ± 0.51	-
I-131	0.010 ± 0.008	0.029 ± 0.011	-0.001 ± 0.009	0.060
Cs-134	-0.005 ± 0.008	-0.008 ± 0.011	0.001 ± 0.009	0.060
Cs-137	0.005 ± 0.010	-0.002 ± 0.012	0.001 ± 0.010	0.080
Other Gammas[a]	-0.006 ± 0.011	0.001 ± 0.008	0.008 ± 0.009	0.060

Location	E-04	E-06	E-08	
Collection Date	7/26/2007	7/26/2007	7/26/2007	
Lab Code	EG-4771	EG-4772	EG-4773	Req. LLD
Ratio (wet/dry)	5.81	3.08	5.25	-
Gross Beta	7.16 ± 0.15	6.97 ± 0.16	8.42 ± 0.20	0.25
Be-7	0.51 ± 0.17	1.06 ± 0.28	0.54 ± 0.22	-
K-40	6.05 ± 0.64	4.84 ± 0.53	6.60 ± 0.69	-
I-131	0.005 ± 0.012	-0.014 ± 0.014	0.008 ± 0.011	0.060
Cs-134	-0.017 ± 0.014	0.002 ± 0.013	-0.001 ± 0.011	0.060
Cs-137	0.001 ± 0.014	0.051 ± 0.026	-0.001 ± 0.012	0.080
Other Gammas[a]	-0.007 ± 0.016	-0.004 ± 0.008	0.009 ± 0.019	0.060

Location	E-09	E-20	
Collection Date	7/26/2007	7/26/2007	
Lab Code	EG-4774	EG-4775	Req. LLD
Ratio (wet/dry)	3.21	2.92	-
Gross Beta	8.80 ± 0.23	11.72 ± 0.33	0.25
Be-7	1.22 ± 0.23	1.45 ± 0.28	-
K-40	6.95 ± 0.59	5.51 ± 0.55	-
I-131	-0.005 ± 0.008	-0.021 ± 0.012	0.060
Cs-134	-0.005 ± 0.008	-0.002 ± 0.012	0.060
Cs-137	0.002 ± 0.008	0.005 ± 0.013	0.080
Other Gammas[a]	0.011 ± 0.010	0.007 ± 0.012	0.060

[a] See Introduction.

POINT BEACH NUCLEAR PLANT

RADIOACTIVITY IN VEGETATION SAMPLES
(Tri-Annual Collections)

Sample Description and Concentration (pCi/g wet)

Location	E-01	E-02	E-03	
Collection Date	10/26/2007	10/26/2007	10/26/2007	
Lab Code	EG-7518	EG-7519	EG-7520	Req. LLD
Ratio (wet/dry)	4.13	4.66	3.87	-
Gross Beta	5.35 ± 0.15	8.24 ± 0.21	9.78 ± 0.20	0.25
Be-7	2.98 ± 0.32	2.52 ± 0.36	2.72 ± 0.36	-
K-40	4.82 ± 0.61	7.00 ± 0.64	6.70 ± 0.67	-
I-131	-0.010 ± 0.012	0.010 ± 0.013	0.008 ± 0.011	0.060
Cs-134	-0.008 ± 0.011	-0.005 ± 0.013	0.009 ± 0.010	0.060
Cs-137	-0.010 ± 0.013	0.019 ± 0.013	0.001 ± 0.013	0.080
Other Gammas[a]	0.005 ± 0.014	0.005 ± 0.011	-0.008 ± 0.015	0.060

Location	E-04	E-06	E-08	
Collection Date	10/26/2007	10/26/2007	10/26/2007	
Lab Code	EG-7521	EG-7522	EG-7523	Req. LLD
Ratio (wet/dry)	3.96	3.28	5.55	-
Gross Beta	4.94 ± 0.13	6.32 ± 0.16	3.62 ± 0.08	0.25
Be-7	2.82 ± 0.35	2.44 ± 0.32	1.49 ± 0.29	-
K-40	5.52 ± 0.48	5.81 ± 0.63	3.44 ± 0.39	-
I-131	0.002 ± 0.011	0.017 ± 0.014	0.000 ± 0.009	0.060
Cs-134	-0.010 ± 0.011	0.008 ± 0.010	0.002 ± 0.008	0.060
Cs-137	0.002 ± 0.010	0.110 ± 0.030	0.005 ± 0.010	0.080
Other Gammas[a]	-0.007 ± 0.011	-0.005 ± 0.011	0.008 ± 0.009	0.060

Location	E-09	E-20	
Collection Date	10/26/2007	10/26/2007	
Lab Code	EG-7524	EG-7525	Req. LLD
Ratio (wet/dry)	4.37	4.60	-
Gross Beta	8.95 ± 0.24	9.22 ± 0.21	0.25
Be-7	3.88 ± 0.38	3.15 ± 0.50	-
K-40	5.80 ± 0.58	5.87 ± 0.80	-
I-131	-0.010 ± 0.010	0.018 ± 0.019	0.060
Cs-134	0.006 ± 0.009	-0.009 ± 0.015	0.060
Cs-137	-0.002 ± 0.010	-0.008 ± 0.019	0.080
Other Gammas[a]	-0.012 ± 0.010	0.015 ± 0.023	0.060

[a] See Introduction.

POINT BEACH NUCLEAR PLANT

Aquatic Vegetation, analyses for gross beta and gamma emitting isotopes.

Collection: Semiannual Units: pCi/g wet

Sample Description and Concentration			
Collection Date	06-06-07	06-06-07	Required
Lab Code	ESL-3503	ESL-3504	LLD
Location	E-05	E-12	
Ratio (wet wt./dry wt.)	7.29	1.59	
Gross Beta	4.89 ± 0.29	7.86 ± 0.98	0.25
Be-7	0.56 ± 0.24	0.27 ± 0.21	-
K-40	2.51 ± 0.65	4.98 ± 0.92	-
Co-58	-0.025 ± 0.032	-0.013 ± 0.023	0.25
Co-60	0.003 ± 0.034	0.013 ± 0.033	0.25
Cs-134	0.005 ± 0.033	0.001 ± 0.023	0.25
Cs-137	0.018 ± 0.036	-0.009 ± 0.025	0.25
Collection Date	08-09-07	08-09-07	Required
Lab Code	ESL-5292	ESL-5293	LLD
Location	E-05	E-12	
Ratio (wet wt./dry wt.)	4.42	3.34	
Gross Beta	5.25 ± 0.36	2.87 ± 0.27	0.25
Be-7	1.30 ± 0.32	0.66 ± 0.28	-
K-40	2.32 ± 0.44	1.96 ± 0.89	-
Co-58	0.005 ± 0.012	-0.029 ± 0.035	0.25
Co-60	0.016 ± 0.017	-0.010 ± 0.023	0.25
Cs-134	-0.030 ± 0.016	0.001 ± 0.029	0.25
Cs-137	0.026 ± 0.018	0.009 ± 0.038	0.25
Collection Date	10-04-07	10-04-07	Required
Lab Code	ESL-6771	ESL-6772	LLD
Location	E-05	E-12	
Ratio (wet wt./dry wt.)	3.54	3.62	
Gross Beta	9.58 ± 0.71	7.64 ± 0.59	0.25
Be-7	0.17 ± 0.10	0.95 ± 0.36	-
K-40	3.04 ± 0.41	3.02 ± 0.49	-
Co-58	-0.014 ± 0.011	0.019 ± 0.014	0.25
Co-60	0.001 ± 0.012	0.017 ± 0.012	0.25
Cs-134	-0.009 ± 0.011	-0.027 ± 0.015	0.25
Cs-137	0.022 ± 0.013	0.020 ± 0.017	0.25

POINT BEACH NUCLEAR PLANT

AMBIENT GAMMA RADIATION (TLD)

1st. Quarter, 2007

	Date Annealed:	12-18-06	Days in the field	91
	Date Placed:	01-03-07	Days from Annealing	
	Date Removed:	04-04-07	to Readout:	116
	Date Read:	04-13-07		

Location	Days in Field	Total mR	Net mR	Net mR per 7 days
Indicator				
E-1	91	14.3 ± 1.1	9.8 ± 1.2	0.75 ± 0.09
E-2	91	18.2 ± 0.4	13.7 ± 0.7	1.05 ± 0.05
E-3	91	20.7 ± 1.4	16.2 ± 1.5	1.24 ± 0.12
E-4	91	17.1 ± 1.4	12.6 ± 1.5	0.97 ± 0.12
E-5	91	15.7 ± 0.8	11.2 ± 1.0	0.86 ± 0.07
E-6	91	16.6 ± 0.8	12.1 ± 1.0	0.93 ± 0.07
E-7	91	16.7 ± 0.9	12.2 ± 1.1	0.93 ± 0.08
E-8	91	16.4 ± 0.7	11.9 ± 0.9	0.91 ± 0.07
E-9	91	19.0 ± 0.7	14.5 ± 0.9	1.11 ± 0.07
E-12	91	14.4 ± 0.2	9.9 ± 0.6	0.76 ± 0.04
E-14	91	18.1 ± 0.6	13.6 ± 0.8	1.04 ± 0.06
E-15	91	19.0 ± 0.6	14.5 ± 0.8	1.11 ± 0.06
E-16	91	17.3 ± 0.4	12.8 ± 0.7	0.98 ± 0.05
E-17	91	18.5 ± 0.5	14.0 ± 0.7	1.07 ± 0.06
E-18	91	18.7 ± 0.8	14.2 ± 1.0	1.09 ± 0.07
E-22	91	19.1 ± 1.5	14.6 ± 1.6	1.12 ± 0.12
E-23	91	17.6 ± 0.4	13.1 ± 0.7	1.00 ± 0.05
E-24	91	18.2 ± 0.5	13.7 ± 0.7	1.05 ± 0.06
E-25	91	17.3 ± 0.3	12.8 ± 0.6	0.98 ± 0.05
E-26	91	16.0 ± 0.2	11.5 ± 0.6	0.88 ± 0.04
E-27	91	16.9 ± 0.3	12.4 ± 0.6	0.95 ± 0.05
E-28	91	14.0 ± 0.2	9.5 ± 0.6	0.73 ± 0.04
E-29	91	17.9 ± 0.8	13.4 ± 1.0	1.03 ± 0.07
E-30	91	16.3 ± 0.7	11.8 ± 0.9	0.90 ± 0.07
E-31	91	17.4 ± 0.6	12.9 ± 0.8	0.99 ± 0.06
E-32	91	17.0 ± 0.6	12.5 ± 0.8	0.96 ± 0.06
E-38	91	16.7 ± 0.8	12.2 ± 1.0	0.93 ± 0.07
E-39	91	15.4 ± 0.7	10.9 ± 0.9	0.83 ± 0.07
Control				
E-20	91	16.4 ± 1.1	11.9 ± 1.2	0.91 ± 0.09
Mean±s.d.		17.1 ± 1.5	12.6 ± 1.5	0.97 ± 0.11

In-Transit Exposure

Date Annealed	12-18-06	03-09-07
Date Read	01-08-07	04-13-07
	Total mR	
ITC-1	3.2 ± 0.3	6.2 ± 0.4
ITC-2	3.4 ± 0.2	5.4 ± 0.1

POINT BEACH NUCLEAR PLANT

AMBIENT GAMMA RADIATION (TLD)
2nd Quarter, 2007

Date Annealed:	03-09-07	Days in the field	92
Date Placed:	04-04-07	Days from Annealing	
Date Removed:	07-05-07	to Readout:	140
Date Read:	07-27-07		

Location	Days in Field	Total mR	Net mR	Net mR per 7 days
Indicator				
E-1	92	19.3 ± 0.7	12.5 ± 1.2	0.95 ± 0.09
E-2	92	26.0 ± 1.4	19.2 ± 1.7	1.46 ± 0.13
E-3	92	26.7 ± 2.1	19.9 ± 2.3	1.52 ± 0.18
E-4	92	22.6 ± 0.4	15.8 ± 1.1	1.20 ± 0.08
E-5	92	24.3 ± 0.6	17.5 ± 1.2	1.33 ± 0.09
E-6	92	21.9 ± 0.6	15.1 ± 1.2	1.15 ± 0.09
E-7	92	21.1 ± 1.3	14.3 ± 1.6	1.09 ± 0.13
E-8	92	22.5 ± 0.8	15.7 ± 1.3	1.20 ± 0.10
E-9	92	24.7 ± 1.6	17.9 ± 1.9	1.36 ± 0.14
E-12	92	18.5 ± 0.6	11.7 ± 1.2	0.89 ± 0.09
E-14	92	23.2 ± 1.5	16.4 ± 1.8	1.25 ± 0.14
E-15	92	28.8 ± 0.5	22.0 ± 1.1	1.68 ± 0.09
E-16	92	23.2 ± 1.1	16.4 ± 1.5	1.25 ± 0.11
E-17	92	23.7 ± 1.2	16.9 ± 1.6	1.29 ± 0.12
E-18	92	24.7 ± 0.6	17.9 ± 1.2	1.36 ± 0.09
E-22	92	25.3 ± 0.4	18.5 ± 1.1	1.41 ± 0.08
E-23	92	26.4 ± 1.3	19.6 ± 1.6	1.49 ± 0.13
E-24	92	24.3 ± 1.4	17.5 ± 1.7	1.33 ± 0.13
E-25	92	25.8 ± 2.1	19.0 ± 2.3	1.45 ± 0.18
E-26	92	22.0 ± 0.5	15.2 ± 1.1	1.16 ± 0.09
E-27	92	24.6 ± 0.6	17.8 ± 1.2	1.36 ± 0.09
E-28	92	20.0 ± 0.8	13.2 ± 1.3	1.01 ± 0.10
E-29	92	24.6 ± 0.9	17.8 ± 1.4	1.36 ± 0.10
E-30	92	23.9 ± 0.5	17.1 ± 1.1	1.30 ± 0.09
E-31	92	26.4 ± 2.0	19.6 ± 2.2	1.49 ± 0.17
E-32	92	21.6 ± 0.5	14.8 ± 1.1	1.13 ± 0.09
E-38	92	22.3 ± 0.6	15.5 ± 1.2	1.18 ± 0.09
E-39	92	20.8 ± 0.7	14.0 ± 1.2	1.07 ± 0.09
Control				
E-20	92	22.7 ± 0.8	15.9 ± 1.3	1.21 ± 0.10
Mean±s.d.		23.5 ± 2.4	16.7 ± 2.4	1.27 ± 0.17

In-Transit Exposure

Date Annealed	03-09-07	06-07-07
Date Read	04-13-07	07-30-07
	Total mR	
ITC-1	6.2 ± 0.4	8.2 ± 0.9
ITC-2	5.4 ± 0.1	7.3 ± 0.2

POINT BEACH NUCLEAR PLANT

AMBIENT GAMMA RADIATION (TLD)
3rd Quarter, 2007

	Date Annealed:	06-07-07	Days in the field	92
	Date Placed:	07-05-07	Days from Annealing	
	Date Removed:	10-05-07	to Readout:	130
	Date Read:	10-15-07		

Location	Days in Field	Total mR	Net mR	Net mR per 7 days
Indicator				
E-1	92	16.0 ± 1.0	9.3 ± 1.5	0.71 ± 0.11
E-2	92	20.9 ± 0.3	14.2 ± 1.1	1.08 ± 0.08
E-3	92	24.6 ± 1.3	17.9 ± 1.7	1.36 ± 0.13
E-4	92	19.8 ± 1.5	13.1 ± 1.8	0.99 ± 0.14
E-5	92	18.7 ± 1.1	12.0 ± 1.5	0.91 ± 0.12
E-6	92	19.1 ± 1.0	12.4 ± 1.5	0.94 ± 0.11
E-7	92	19.0 ± 1.0	12.3 ± 1.5	0.93 ± 0.11
E-8	92	18.6 ± 0.5	11.9 ± 1.2	0.90 ± 0.09
E-9	92	22.3 ± 0.5	15.6 ± 1.2	1.19 ± 0.09
E-12	92	15.7 ± 0.3	9.0 ± 1.1	0.68 ± 0.08
E-14	92	21.0 ± 0.8	14.3 ± 1.3	1.09 ± 0.10
E-15	92	22.4 ± 0.7	15.7 ± 1.3	1.19 ± 0.10
E-16	92	19.8 ± 0.6	13.1 ± 1.2	0.99 ± 0.09
E-17	92	20.9 ± 0.7	14.2 ± 1.3	1.08 ± 0.10
E-18	92	22.1 ± 0.9	15.4 ± 1.4	1.17 ± 0.11
E-22	92	21.7 ± 1.4	15.0 ± 1.8	1.14 ± 0.13
E-23	92	21.8 ± 0.6	15.1 ± 1.2	1.15 ± 0.09
E-24	92	21.5 ± 1.7	14.8 ± 2.0	1.12 ± 0.15
E-25	92	20.3 ± 0.5	13.6 ± 1.2	1.03 ± 0.09
E-26	92	18.3 ± 0.4	11.6 ± 1.1	0.88 ± 0.09
E-27	92	20.3 ± 0.3	13.6 ± 1.1	1.03 ± 0.08
E-28	92	15.1 ± 0.3	8.4 ± 1.1	0.64 ± 0.08
E-29	92	20.2 ± 0.9	13.5 ± 1.4	1.03 ± 0.11
E-30	92	18.4 ± 1.2	11.7 ± 1.6	0.89 ± 0.12
E-31	92	20.3 ± 0.6	13.6 ± 1.2	1.03 ± 0.09
E-32	92	18.0 ± 0.6	11.3 ± 1.2	0.86 ± 0.09
E-38	92	20.2 ± 1.5	13.5 ± 1.8	1.03 ± 0.14
E-39	92	17.8 ± 0.7	11.1 ± 1.3	0.84 ± 0.10
Control				
E-20	92	19.1 ± 1.1	12.4 ± 1.5	0.94 ± 0.12
Mean±s.d.		19.8 ± 2.1	13.1 ± 2.1	0.99 ± 0.16

In-Transit Exposure

Date Annealed	06-07-07	09-14-07
Date Read	07-30-07	10-10-07
	Total mR	
ITC-1	8.2 ± 0.9	5.6 ± 0.5
ITC-2	7.3 ± 0.2	5.8 ± 0.1

POINT BEACH NUCLEAR PLANT

AMBIENT GAMMA RADIATION (TLD)
4th Quarter, 2007

Date Annealed:	09-14-07	Days in the field	97
Date Placed:	10-05-07	Days from Annealing	
Date Removed:	01-10-08	to Readout:	129
Date Read:	01-21-08		

Location	Days in Field	Total mR	Net mR	Net mR per 7 days
Indicator				
E-1	97	18.4 ± 1.4	12.2 ± 1.6	0.88 ± 0.12
E-2	97	25.7 ± 1.5	19.5 ± 1.7	1.41 ± 0.13
E-3	97	24.9 ± 1.7	18.7 ± 1.9	1.35 ± 0.14
E-4	97	20.8 ± 0.6	14.6 ± 1.1	1.06 ± 0.08
E-5	97	22.8 ± 0.5	16.6 ± 1.0	1.20 ± 0.07
E-6	97	20.4 ± 0.5	14.2 ± 1.0	1.03 ± 0.07
E-7	97	19.9 ± 0.3	13.7 ± 0.9	0.99 ± 0.07
E-8	97	20.9 ± 0.7	14.7 ± 1.1	1.06 ± 0.08
E-9	97	23.3 ± 1.4	17.1 ± 1.6	1.24 ± 0.12
E-12	97	19.0 ± 1.5	12.8 ± 1.7	0.93 ± 0.13
E-14	97	21.4 ± 1.3	15.2 ± 1.6	1.10 ± 0.11
E-15	97	23.7 ± 0.9	17.5 ± 1.3	1.26 ± 0.09
E-16	97	20.4 ± 0.9	14.2 ± 1.3	1.03 ± 0.09
E-17	97	20.7 ± 1.4	14.5 ± 1.6	1.05 ± 0.12
E-18	97	22.2 ± 0.5	16.0 ± 1.0	1.16 ± 0.07
E-22	97	22.4 ± 0.4	16.2 ± 1.0	1.17 ± 0.07
E-23	97	23.7 ± 0.9	17.5 ± 1.3	1.26 ± 0.09
E-24	97	21.1 ± 0.4	14.9 ± 1.0	1.08 ± 0.07
E-25	97	23.2 ± 0.4	17.0 ± 1.0	1.23 ± 0.07
E-26	97	19.8 ± 0.5	13.6 ± 1.0	0.98 ± 0.07
E-27	97	23.7 ± 0.7	17.5 ± 1.1	1.26 ± 0.08
E-28	97	16.7 ± 0.3	10.5 ± 0.9	0.76 ± 0.07
E-29	97	18.1 ± 0.8	11.9 ± 1.2	0.86 ± 0.09
E-30	97	21.3 ± 0.6	15.1 ± 1.1	1.09 ± 0.08
E-31	97	23.0 ± 1.4	16.8 ± 1.6	1.21 ± 0.12
E-32	97	19.3 ± 0.5	13.1 ± 1.0	0.95 ± 0.07
E-38	97	19.5 ± 0.6	13.3 ± 1.1	0.96 ± 0.08
E-39	97	19.0 ± 0.7	12.8 ± 1.1	0.93 ± 0.08
Control				
E-20	97	21.9 ± 1.6	15.7 ± 1.8	1.13 ± 0.13
Mean±s.d.		21.3 ± 2.1	15.1 ± 2.1	1.09 ± 0.14

In-Transit Exposure

Date Annealed	09-14-07	12-05-07
Date Read	10-10-07	01-22-08
	Total mR	
ITC-1	5.6 ± 0.5	7.2 ± 0.7
ITC-2	5.8 ± 0.1	6.1 ± 0.1

Environmental, Inc.
Midwest Laboratory
an Allegheny Technologies Co.

700 Landwehr Road • Northbrook, IL 60062-2310
ph. (847) 564-0700 • fax (847) 564-4517

APPENDIX A

INTERLABORATORY COMPARISON PROGRAM RESULTS

NOTE: Environmental Inc., Midwest Laboratory participates in intercomparison studies administered by Environmental Resources Associates, and serves as a replacement for studies conducted previously by the U.S. EPA Environmental Monitoring Systems Laboratory, Las Vegas, Nevada. Results are reported in Appendix A. TLD Intercomparison results, in-house spikes, blanks, duplicates and mixed analyte performance evaluation program results are also reported. Appendix A is updated four times a year; the complete Appendix is included in March, June, September and December monthly progress reports only.

January through December, 2007

Appendix A

Interlaboratory Comparison Program Results

Environmental, Inc., Midwest Laboratory has participated in interlaboratory comparison (crosscheck) programs since the formulation of it's quality control program in December 1971. These programs are operated by agencies which supply environmental type samples containing concentrations of radionuclides known to the issuing agency but not to participant laboratories. The purpose of such a program is to provide an independent check on a laboratory's analytical procedures and to alert it of any possible problems.

Participant laboratories measure the concentration of specified radionuclides and report them to the issuing agency. Several months later, the agency reports the known values to the participant laboratories and specifies control limits. Results consistently higher or lower than the known values or outside the control limits indicate a need to check the instruments or procedures used.

Results in Table A-1 were obtained through participation in the environmental sample crosscheck program administered by Environmental Resources Associates, serving as a replacement for studies conducted previously by the U.S. EPA Environmental Monitoring Systems Laboratory, Las Vegas, Nevada.

The results in Table A-2 list results for thermoluminescent dosimeters (TLDs), via International Intercomparison of Environmental Dosimeters, when available, and internal laboratory testing.

Table A-3 lists results of the analyses on in-house "spiked" samples for the past twelve months. All samples are prepared using NIST traceable sources. Data for previous years available upon request.

Table A-4 lists results of the analyses on in-house "blank" samples for the past twelve months. Data for previous years available upon request.

Table A-5 lists REMP specific analytical results from the in-house "duplicate" program for the past twelve months. Acceptance is based on the difference of the results being less than the sum of the errors. Complete analytical data for duplicate analyses is available upon request.

The results in Table A-6 were obtained through participation in the Mixed Analyte Performance Evaluation Program.

Results in Table A-7 were obtained through participation in the environmental sample crosscheck program administered by Environmental Resources Associates, serving as a replacement for studies conducted previously by the Environmental Measurement Laboratory Quality Assessment Program (EML).

Attachment A lists acceptance criteria for "spiked" samples.

Out-of-limit results are explained directly below the result.

Attachment A

ACCEPTANCE CRITERIA FOR "SPIKED" SAMPLES

LABORATORY PRECISION: ONE STANDARD DEVIATION VALUES FOR VARIOUS ANALYSES[a]

Analysis	Level	One standard deviation for single determination
Gamma Emitters	5 to 100 pCi/liter or kg > 100 pCi/liter or kg	5.0 pCi/liter 5% of known value
Strontium-89[b]	5 to 50 pCi/liter or kg > 50 pCi/liter or kg	5.0 pCi/liter 10% of known value
Strontium-90[b]	2 to 30 pCi/liter or kg > 30 pCi/liter or kg	5.0 pCi/liter 10% of known value
Potassium-40	≥ 0.1 g/liter or kg	5% of known value
Gross alpha	≤ 20 pCi/liter > 20 pCi/liter	5.0 pCi/liter 25% of known value
Gross beta	≤ 100 pCi/liter > 100 pCi/liter	5.0 pCi/liter 5% of known value
Tritium	≤ 4,000 pCi/liter > 4,000 pCi/liter	$\pm 1\sigma$ = $169.85 \times (\text{known})^{0.0933}$ 10% of known value
Radium-226,-228	≥ 0.1 pCi/liter	15% of known value
Plutonium	≥ 0.1 pCi/liter, gram, or sample	10% of known value
Iodine-131, Iodine-129[b]	≤ 55 pCi/liter > 55 pCi/liter	6.0 pCi/liter 10% of known value
Uranium-238, Nickel-63[b] Technetium-99[b]	≤ 35 pCi/liter > 35 pCi/liter	6.0 pCi/liter 15% of known value
Iron-55[b]	50 to 100 pCi/liter > 100 pCi/liter	10 pCi/liter 10% of known value
Others[b]	---	20% of known value

[a] From EPA publication, "Environmental Radioactivity Laboratory Intercomparison Studies Program, Fiscal Year, 1981-1982, EPA-600/4-81-004.

[b] Laboratory limit.

TABLE A-1. Interlaboratory Comparison Crosscheck program, Environmental Resource Associates (ERA)[a].

Lab Code	Date	Analysis	Concentration (pCi/L) Laboratory Result[b]	ERA Result[c]	Control Limits	Acceptance
STW-1121	04/09/07	Sr-89	30.7 ± 4.3	35.4	26.7 - 44.1	Pass
STW-1121	04/09/07	Sr-90	39.3 ± 1.8	42.1	33.4 - 50.8	Pass
STW-1122	04/09/07	Ba-133	30.0 ± 2.4	29.3	20.6 - 38.0	Pass
STW-1122	04/09/07	Co-60	118.5 ± 3.9	119.0	109.0 - 129.0	Pass
STW-1122	04/09/07	Cs-134	52.6 ± 2.3	54.3	45.6 - 63.0	Pass
STW-1122	04/09/07	Cs-137	49.5 ± 3.8	50.3	41.6 - 59.0	Pass
STW-1122	04/09/07	Zn-65	91.7 ± 6.3	88.6	73.3 - 104.0	Pass
STW-1123	04/09/07	Gr. Alpha	33.8 ± 3.5	56.5	32.0 - 81.0	Pass
STW-1123	04/09/07	Gr. Beta	24.2 ± 2.3	25.3	16.6 - 34.0	Pass
STW-1124	04/09/07	I-131	19.2 ± 1.2	18.9	13.7 - 24.1	Pass
STW-1125	04/09/07	H-3	7540.0 ± 255.0	8060.0	6660.0 - 9450.0	Pass
STW-1125	04/09/07	Ra-226	13.0 ± 0.6	13.4	9.9 - 16.9	Pass
STW-1125	04/09/07	Ra-228	19.9 ± 2.7	18.2	10.3 - 26.1	Pass
STW-1125	04/09/07	Uranium	4.5 ± 0.2	4.6	0.0 - 9.8	Pass
STW-1127	07/09/07	Sr-89	51.7 ± 5.0	58.2	49.5 - 66.9	Pass
STW-1127	07/09/07	Sr-90	21.4 ± 2.3	19.0	10.3 - 27.7	Pass
STW-1128	07/09/07	Ba-133	19.4 ± 2.2	19.4	10.7 - 28.1	Pass
STW-1128	07/09/07	Co-60	32.8 ± 2.0	33.5	24.8 - 42.2	Pass
STW-1128	07/09/07	Cs-134	67.0 ± 2.9	68.9	60.2 - 77.6	Pass
STW-1128	07/09/07	Cs-137	61.6 ± 3.8	61.3	52.6 - 70.0	Pass
STW-1128	07/09/07	Zn-65	55.6 ± 7.5	54.6	45.2 - 64.0	Pass
STW-1129	07/09/07	Gr. Alpha	19.2 ± 1.6	27.1	15.4 - 38.8	Pass
STW-1129	07/09/07	Gr. Beta	9.1 ± 0.9	11.5	2.8 - 20.2	Pass
STW-1130	07/09/07	Ra-226	7.0 ± 0.5	7.7	5.7 - 9.7	Pass
STW-1130	07/09/07	Ra-228	9.2 ± 2.3	9.1	5.2 - 13.1	Pass
STW-1130	07/09/07	Uranium	23.9 ± 1.1	25.1	19.9 - 30.3	Pass
STW-1131	10/05/07	Sr-89	27.3 ± 3.3	27.4	19.3 - 33.9	Pass
STW-1131	10/05/07	Sr-90	17.7 ± 1.2	18.2	12.9 - 21.6	Pass
STW-1132	10/05/07	Ba-133	12.2 ± 3.3	12.6	8.6 - 15.5	Pass
STW-1132	10/05/07	Co-60	23.8 ± 1.4	23.2	19.9 - 28.3	Pass
STW-1132	10/05/07	Cs-134	70.5 ± 4.2	71.1	58.0 - 78.2	Pass
STW-1132	10/05/07	Cs-137	178.2 ± 3.3	180.0	162.0 - 200.0	Pass
STW-1132	10/05/07	Zn-65	263.9 ± 6.9	251.0	226.0 - 294.0	Pass
STW-1133	10/05/07	Gr. Alpha	54.7 ± 2.1	58.6	30.6 - 72.9	Pass
STW-1133	10/05/07	Gr. Beta	11.9 ± 0.9	9.7	4.3 - 18.2	Pass
STW-1134	10/05/07	I-131	33.0 ± 1.5	28.9	24.0 - 33.8	Pass
STW-1135	10/05/07	H-3	9965.0 ± 250.0	9700.0	8430.0 - 10700.0	Pass
STW-1135	10/05/07	Ra-226	12.7 ± 0.2	12.9	9.6 - 14.9	Pass
STW-1135	10/05/07	Ra-228	19.6 ± 2.4	17.9	12.0 - 21.5	Pass
STW-1135	10/05/07	Uranium	27.3 ± 1.1	27.5	22.1 - 30.8	Pass

[a] Results obtained by Environmental. Inc., Midwest Laboratory as a participant in the crosscheck program for proficiency testing in drinking water conducted by Environmental Resources Associates (ERA).

[b] Unless otherwise indicated, the laboratory result is given as the mean ± standard deviation for three determinations.

[c] Results are presented as the known values, expected laboratory precision (1 sigma, 1 determination) and control limits as provided by ERA.

TABLE A-1. Interlaboratory Comparison Crosscheck program, Environmental Resource Associates (ERA)[a].

Lab Code	Date	Concentration (pCi/L)				
		Analysis	Laboratory Result[b]	ERA Result[c]	Control Limits	Acceptance

[a] Results obtained by Environmental, Inc., Midwest Laboratory as a participant in the crosscheck program for proficiency testing in drinking water conducted by Environmental Resources Associates (ERA).

[b] Unless otherwise indicated, the laboratory result is given as the mean ± standard deviation for three determinations.

[c] Results are presented as the known values, expected laboratory precision (1 sigma, 1 determination) and control limits as provided by ERA.

[d] The reported result was an average of three analyses, results ranged from 25.36 to 29.23 pCi/L.
A fourth analysis was performed, result of analysis, 24.89 pCi/L.

TABLE A-2. Crosscheck program results; Thermoluminescent Dosimetry, (TLD, $CaSO_4$: Dy Cards).

Lab Code	Date	Description	mR Known Value	mR Lab Result ± 2 sigma	Control Limits	Acceptance
Environmental, Inc.						
2007-1	7/13/2007	30 cm.	54.25	60.56 ± 5.54	37.98 - 70.53	Pass
2007-1	7/13/2007	40 cm.	30.51	34.23 ± 0.96	21.36 - 39.66	Pass
2007-1	7/13/2007	50 cm.	19.53	17.95 ± 1.86	13.67 - 25.39	Pass
2007-1	7/13/2007	60 cm.	13.56	16.61 ± 0.60	9.49 - 17.63	Pass
2007-1	7/13/2007	70 cm.	9.96	9.72 ± 0.90	6.97 - 12.95	Pass
2007-1	7/13/2007	80 cm.	7.63	7.79 ± 0.33	5.34 - 9.92	Pass
2007-1	7/13/2007	90 cm.	6.03	5.53 ± 0.72	4.22 - 7.84	Pass
2007-1	7/13/2007	100 cm.	4.88	5.32 ± 0.17	3.42 - 6.34	Pass
2007-1	7/13/2007	110 cm.	4.03	3.49 ± 0.14	2.82 - 5.24	Pass
2007-1	7/13/2007	120 cm.	3.39	2.64 ± 0.14	2.37 - 4.41	Pass
2007-1	7/13/2007	150 cm.	2.17	2.13 ± 0.87	1.52 - 2.82	Pass
Environmental, Inc.						
2007-2	11/12/2007	30 cm.	54.37	65.47 ± 5.25	38.06 - 70.68	Pass
2007-2	11/12/2007	40 cm.	30.59	37.43 ± 2.18	21.41 - 39.77	Pass
2007-2	11/12/2007	60 cm.	13.59	15.18 ± 0.50	9.51 - 17.67	Pass
2007-2	11/12/2007	70 cm.	9.99	12.18 ± 0.46	6.99 - 12.99	Pass
2007-2	11/12/2007	80 cm.	7.65	8.74 ± 0.39	5.36 - 9.95	Pass
2007-2	11/12/2007	90 cm.	6.04	5.89 ± 0.25	4.23 - 7.85	Pass
2007-2	11/12/2007	110 cm.	4.04	4.13 ± 0.41	2.83 - 5.25	Pass
2007-2	11/12/2007	120 cm.	3.4	2.92 ± 0.13	2.38 - 4.42	Pass
2007-2	11/12/2007	120 cm.	3.4	2.91 ± 0.31	2.38 - 4.42	Pass
2007-2	11/12/2007	150 cm.	2.17	1.95 ± 0.72	1.52 - 2.82	Pass
2007-2	11/12/2007	180 cm.	1.51	1.38 ± 0.05	1.06 - 1.96	Pass

TABLE A-3. In-House "Spike" Samples

Lab Code [b]	Date	Analysis	Concentration (pCi/L)[a] Laboratory results 2s, n=1 [c]	Known Activity	Control Limits [d]	Acceptance
W-30707	3/7/2007	Gr. Alpha	19.51 ± 0.40	20.08	10.04 - 30.12	Pass
W-30707	3/7/2007	Gr. Beta	67.45 ± 0.49	65.73	55.73 - 75.73	Pass
SPAP-1566	3/23/2007	Cs-134	25.35 ± 1.31	27.82	17.82 - 37.82	Pass
SPAP-1566	3/23/2007	Cs-137	107.52 ± 3.02	116.48	104.83 - 128.13	Pass
SPW-1568	3/23/2007	H-3	65595.00 ± 672.00	71118.00	56894.40 - 85341.60	Pass
SPW-1678	3/28/2007	Tc-99	28.44 ± 1.12	32.35	20.35 - 44.35	Pass
SPW-1595	4/5/2007	Cs-134	54.48 ± 2.12	54.99	44.99 - 64.99	Pass
SPW-1595	4/5/2007	Cs-137	59.03 ± 2.94	58.19	48.19 - 68.19	Pass
SPW-1595	4/5/2007	I-131(G)	83.11 ± 3.51	82.07	72.07 - 92.07	Pass
SPW-1595A	4/5/2007	I-131	78.40 ± 1.10	82.07	65.66 - 98.48	Pass
SPW-1595B	4/5/2007	I-131	78.97 ± 1.10	82.07	65.66 - 98.48	Pass
SPMI-1597	4/5/2007	Cs-134	54.03 ± 2.15	54.99	44.99 - 64.99	Pass
SPMI-1597	4/5/2007	Cs-137	59.81 ± 4.75	58.19	48.19 - 68.19	Pass
SPMI-1597	4/5/2007	I-131(G)	83.97 ± 4.07	82.07	72.07 - 92.07	Pass
SPMI-1597A	4/5/2007	I-131	79.53 ± 1.03	82.07	65.66 - 98.48	Pass
SPMI-1597B	4/5/2007	I-131	83.51 ± 1.05	82.07	65.66 - 98.48	Pass
SPCH-2839	5/17/2007	I-131(G)	78.70 ± 7.36	70.40	60.40 - 80.40	Pass
SPW-2847	5/17/2007	Cs-134	55.43 ± 1.68	52.85	42.85 - 62.85	Pass
SPW-2847	5/17/2007	Cs-137	59.86 ± 2.71	58.03	48.03 - 68.03	Pass
SPW-2847	5/17/2007	I-131(G)	63.95 ± 2.69	70.87	60.87 - 80.87	Pass
SPMI-2849	5/17/2007	Cs-134	51.37 ± 1.65	52.85	42.85 - 62.85	Pass
SPMI-2849	5/17/2007	Cs-137	60.42 ± 4.31	58.03	48.03 - 68.03	Pass
SPMI-2849	5/17/2007	I-131(G)	62.44 ± 3.14	70.87	60.87 - 80.87	Pass
SPCH-2922	5/17/2007	I-131(G)	80.00 ± 6.40	70.40	41.60 - 99.20	Pass
SPW-2847	5/18/2007	I-131	60.14 ± 0.89	70.87	56.70 - 85.04	Pass
SPW-2847	5/18/2007	Sr-89	104.93 ± 6.64	121.90	97.52 - 146.28	Pass
SPW-2847	5/18/2007	Sr-89	46.72 ± 1.97	46.08	36.08 - 56.08	Pass
SPMI-2849	5/18/2007	I-131	67.97 ± 0.88	70.87	56.70 - 85.04	Pass
SPW-2909 [e]	5/22/2007	Fe-55	11137.00 ± 316.00	14271.50	11417.20 - 17125.80	Fail
SPW-2911	5/22/2007	H-3	65023.00 ± 679.00	70485.00	56388.00 - 84582.00	Pass
SPAP-2913	5/22/2007	Gr. Beta	55.27 ± 8.51	52.65	42.12 - 73.71	Pass
SPAP-2915	5/22/2007	Cs-134	22.53 ± 1.12	26.42	16.42 - 36.42	Pass
SPAP-2915	5/22/2007	Cs-137	111.14 ± 3.57	116.06	104.45 - 127.67	Pass
SPF-2922	5/22/2007	Cs-134	0.52 ± 0.03	0.53	0.32 - 0.74	Pass
SPF-2922	5/22/2007	Cs-137	2.58 ± 0.07	2.32	1.39 - 3.25	Pass
SPW-3223	5/24/2007	Ni-63	2233.10 ± 10.32	2135.90	1281.54 - 2990.26	Pass
W-60507	6/5/2007	Gr. Alpha	20.93 ± 0.42	20.08	10.04 - 30.12	Pass
W-60507	6/5/2007	Gr. Beta	60.50 ± 0.46	65.73	55.73 - 75.73	Pass
SPW-4327	7/18/2007	Tc-99	25.58 ± 1.11	32.35	20.35 - 44.35	Pass
SPW-5476	8/17/2007	Ni-63	1925.18 ± 9.62	2135.90	1281.54 - 2990.26	Pass
W-92107	9/21/2007	Gr. Alpha	23.02 ± 0.44	20.08	10.04 - 30.12	Pass
W-92107	9/21/2007	Gr. Beta	61.48 ± 0.47	65.73	55.73 - 75.73	Pass

TABLE A-3. In-House "Spike" Samples

Lab Code	Date	Analysis	Concentration (pCi/L)[a] Laboratory results 2s, n=1[b]	Known Activity	Control Limits[c]	Acceptance
SPW-6880	10/10/2007	Tc-99	30.97 ± 1.21	32.35	20.35 - 44.35	Pass
w-111007	11/10/2007	Gr. Alpha	22.43 ± 0.42	20.08	10.04 - 30.12	Pass
w-111007	11/10/2007	Gr. Beta	64.49 ± 0.48	65.73	55.73 - 75.73	Pass
SPAP-7742	11/13/2007	Cs-134	21.18 ± 1.29	22.41	12.41 - 32.41	Pass
SPAP-7742	11/13/2007	Cs-137	113.61 ± 3.16	114.76	103.28 - 126.24	Pass
SPAP-7744	11/13/2007	Gr. Beta	53.41 ± 0.13	52.03	41.62 - 72.84	Pass
SPMI-7746	11/13/2007	Cs-134	42.20 ± 1.48	44.83	34.83 - 54.83	Pass
SPMI-7746	11/13/2007	Cs-137	56.05 ± 2.83	57.40	47.40 - 67.40	Pass
SPMI-7746	11/13/2007	Sr-90	41.02 ± 1.61	45.54	36.43 - 54.65	Pass
SPW-7748	11/13/2007	Cs-134	43.11 ± 1.52	44.80	34.80 - 54.80	Pass
SPW-7748	11/13/2007	Cs-137	59.28 ± 3.50	57.40	47.40 - 67.40	Pass
SPW-7748	11/13/2007	Sr-90	37.23 ± 1.51	45.54	36.43 - 54.65	Pass
SPW-7752	11/13/2007	Fe-55	12935.10 ± 357.00	12640.50	10112.40 - 15168.60	Pass
SPW-7758	11/13/2007	H-3	65405.00 ± 712.50	68618.00	54894.40 - 82341.60	Pass
SPF-7760	11/13/2007	Cs-134	0.45 ± 0.02	0.45	0.27 - 0.63	Pass
SPF-7760	11/13/2007	Cs-137	2.45 ± 0.07	2.29	1.37 - 3.21	Pass
SPW-8034	11/13/2007	Ni-63	2194.06 ± 10.77	2129.03	1277.42 - 2980.64	Pass

[a] Liquid sample results are reported in pCi/Liter, air filters(pCi/filter), charcoal (pCi/m^3), and solid samples (pCi/g).

[b] Laboratory codes as follows: W (water), MI (milk), AP (air filter), SO (soil), VE (vegetation), CH (charcoal canister), F (fish).

[c] Results are based on single determinations.

[d] Control limits are based on Attachment A, Page A2 of this report.

[e] Sample recount: 12557 ± 335.

NOTE: For fish, Jello is used for the Spike matrix. For Vegetation, cabbage is used for the Spike matrix.

TABLE A-4. In-House "Blank" Samples

Lab Code	Sample Type	Date	Analysis[b]	Concentration (pCi/L)[a] Laboratory results (4.66σ) LLD	Activity[c]	Acceptance Criteria (4.66 σ)
W-30707	water	3/7/2007	Gr. Alpha	0.40	0.01 ± 0.28	2
W-30707	water	3/7/2007	Gr. Beta	0.75	0.06 ± 0.53	4
SPAP-1567	Air Filter	3/23/2007	Cs-134	0.79		100
SPW-1567	Air Filter	3/23/2007	Cs-137	1.01		100
SPW-1568	water	3/23/2007	H-3	176.10	-26.16 ± 91.62	200
SPW-1596	water	4/5/2007	Cs-134	3.28		10
SPW-1596	water	4/5/2007	Cs-137	3.45		10
SPW-1596	water	4/5/2007	I-131	0.27	0.02 ± 0.18	0.5
SPW-1596	water	4/5/2007	I-131(G)	2.91		20
SPMI-1598	Milk	4/5/2007	Cs-134	3.30		10
SPMI-1598	Milk	4/5/2007	Cs-137	5.08		10
SPMI-1598	Milk	4/5/2007	I-131	0.26	-0.10 ± 0.17	0.5
SPMI-1598	Milk	4/5/2007	I-131(G)	4.10		20
SPCH-2839	Charcoal Canister	5/17/2007	I-131(G)	2.24		9.6
SPW-2848	water	5/17/2007	Cs-134	3.14		10
SPW-2848	water	5/17/2007	Cs-137	1.37		10
SPW-2848	water	5/17/2007	I-131(G)	5.34		20
SPMI-2850	Milk	5/17/2007	Cs-134	3.32		10
SPMI-2850	Milk	5/17/2007	Cs-137	2.60		10
SPMI-2850	Milk	5/17/2007	I-131(G)	4.77		20
SPW-2848	water	5/18/2007	I-131	0.34	-0.06 ± 0.19	0.5
SPW-2848	water	5/18/2007	Sr-89	0.81	-0.02 ± 0.65	5
SPW-2848	water	5/18/2007	Sr-90	0.53	0.01 ± 0.25	1
SPMI-2850	Milk	5/18/2007	I-131	0.45	0.20 ± 0.26	0.5
SPMI-2850	Milk	5/18/2007	Sr-89	0.96	-0.73 ± 1.02	5
SPMI-2850 [d]	Milk	5/18/2007	Sr-90	0.58	0.96 ± 0.38	1
SPAP-2914	Air Filter	5/22/2007	Gr. Beta	0.004	-0.002 ± 0.002	0.01
SPAP-2916	Air Filter	5/22/2007	Cs-134	2.84		100
SPAP-2916	Air Filter	5/22/2007	Cs-137	2.24		100
SPF-2923	Fish	5/22/2007	Cs-134	8.71		100
SPF-2923	Fish	5/22/2007	Cs-137	8.35		100
SPW-3224	water	5/24/2007	Ni-63	1.61	-0.30 ± 0.84	20
W-60507	water	6/5/2007	Gr. Alpha	0.43	-0.01 ± 0.30	2
W-60507	water	6/5/2007	Gr. Beta	0.77	0.01 ± 0.54	4
SPW-4328	water	7/18/2007	Tc-99	6.41	-3.12 ± 3.84	10
SPW-5477	water	8/17/2007	Ni-63	1.48	4.38 ± 1.01	20
W-92107	water	9/21/2007	Gr. Alpha	0.41	0.09 ± 0.29	2
W-92107	water	9/21/2007	Gr. Beta	0.75	-0.26 ± 0.51	4

TABLE A-4. In-House "Blank" Samples

Lab Code	Sample Type	Date	Analysis[b]	Concentration (pCi/L)[a] Laboratory results (4.66σ) LLD	Activity[c]	Acceptance Criteria (4.66 σ)
SPW-6881	water	10/10/2007	Tc-99	6.82	-6.58 ± 4.04	10
SPAP-7743	Air Filter	11/13/2007	Gr. Beta	0.003	-0.002 ± 0.002	0.01
SPMI-7745	Milk	11/13/2007	Cs-134	2.16		10
SPMI-7745	Milk	11/13/2007	Cs-137	3.46		10
SPMI-7745	Milk	11/13/2007	I-131(G)	5.89		20
SPMI-7745	Milk	11/13/2007	Sr-90	0.59	0.73 ± 0.35	1
SPW-7747	water	11/13/2007	Cs-134	2.39		10
SPW-7747	water	11/13/2007	Cs-137	3.53		10
SPW-7747	water	11/13/2007	I-131(G)	12.51		20
SPW-7747	water	11/13/2007	Sr-90	0.71	-0.04 ± 0.32	1
SPW-7751	water	11/13/2007	Fe-55	15.50	-4.18 ± 9.20	1000
SPW-7757	water	11/13/2007	H-3	151.35	-14.98 ± 78.85	200
SPF-7759	Fish	11/13/2007	Cs-134	5.50		100
SPF-7759	Fish	11/13/2007	Cs-137	5.10		100
SPW-8033	water	11/13/2007	Ni-63	1.45	-0.19 ± 0.87	20
W-120607	water	12/6/2007	Gr. Alpha	0.40	0.02 ± 0.28	2
W-120607	water	12/6/2007	Gr. Beta	0.77	-0.70 ± 0.51	4

[a] Liquid sample results are reported in pCi/Liter, air filters(pCi/filter), charcoal (pCi/charcoal canister), and solid samples (pCi/kg).

[b] I-131(G); iodine-131 as analyzed by gamma spectroscopy.

[c] Activity reported is a net activity result. For gamma spectroscopic analysis, activity detected below the LLD value is not reported.

[d] Low levels of Sr-90 are still detected in the environment. A concentration of (1-5 pCi/L) in milk is not unusual.

TABLE A-5. In-House "Duplicate" Samples

Lab Code	Date	Analysis	Concentration (pCi/L)[a] First Result	Second Result	Averaged Result	Acceptance
E-20, 21	1/2/2007	Gr. Beta	1.76 ± 0.07	1.70 ± 0.06	1.73 ± 0.05	Pass
E-20, 21	1/2/2007	K-40	1.49 ± 0.24	1.57 ± 0.27	1.53 ± 0.18	Pass
CF-41, 42	1/2/2007	Gr. Beta	18.02 ± 0.41	18.81 ± 0.42	18.42 ± 0.29	Pass
CF-41, 42	1/2/2007	K-40	11.68 ± 1.12	12.67 ± 0.97	12.18 ± 0.74	Pass
CF-41, 42	1/2/2007	Sr-90	0.039 ± 0.011	0.026 ± 0.010	0.033 ± 0.007	Pass
P-9516, 9517	1/3/2007	H-3	270.78 ± 91.74	301.18 ± 92.99	285.98 ± 65.31	Pass
LW-9579, 9580	1/4/2007	Gr. Beta	0.91 ± 0.31	0.93 ± 0.30	0.92 ± 0.22	Pass
DW-70085, 70086	1/9/2007	Gr. Alpha	7.95 ± 1.20	7.92 ± 1.42	7.94 ± 0.93	Pass
DW-70037, 70038	1/11/2007	Gr. Alpha	55.47 ± 3.99	52.87 ± 4.02	54.17 ± 2.83	Pass
DW-70054, 70055	1/18/2007	Gr. Alpha	2.68 ± 0.88	1.88 ± 0.78	2.28 ± 0.59	Pass
DW-70122, 70123	1/18/2007	Gr. Alpha	4.30 ± 1.14	6.25 ± 1.16	5.28 ± 0.81	Pass
DW-70122, 70123	1/18/2007	Gr. Beta	4.22 ± 0.70	5.33 ± 0.75	4.78 ± 0.51	Pass
DW-70098, 70099	1/25/2007	Gr. Alpha	3.27 ± 0.90	1.97 ± 0.92	2.62 ± 0.64	Pass
DW-70110, 70111	1/25/2007	Gr. Alpha	2.19 ± 0.92	1.69 ± 0.79	1.94 ± 0.61	Pass
SWU-676, 677	1/30/2007	Gr. Beta	1.77 ± 0.39	2.11 ± 0.39	1.94 ± 0.28	Pass
DW-70148, 70149	1/30/2007	Gr. Alpha	4.65 ± 1.37	5.20 ± 1.81	4.93 ± 1.14	Pass
SW-600, 601	2/1/2007	K-40	1.24 ± 0.12	1.20 ± 0.12	1.22 ± 0.08	Pass
SW-601, 602	2/1/2007	Gr. Beta	0.89 ± 0.37	1.02 ± 0.25	0.96 ± 0.22	Pass
DW-1138, 1139	2/9/2007	H-3	2707.00 ± 161.00	2700.00 ± 161.00	2703.50 ± 113.84	Pass
MI-721, 722	2/13/2007	K-40	1330.40 ± 117.60	1316.40 ± 116.50	1323.40 ± 82.77	Pass
SW-847, 848	2/13/2007	Gr. Alpha	3.82 ± 1.67	2.61 ± 1.24	3.22 ± 1.04	Pass
SW-847, 848	2/13/2007	Gr. Beta	7.33 ± 1.37	5.89 ± 0.90	6.61 ± 0.82	Pass
DW-70175, 70176	2/14/2007	Gr. Alpha	11.72 ± 1.68	8.84 ± 1.32	10.28 ± 1.07	Pass
DW-70187, 70188	2/14/2007	Gr. Alpha	6.79 ± 1.18	6.47 ± 1.08	6.63 ± 0.80	Pass
SWU-1162, 1163	2/27/2007	Gr. Beta	3.63 ± 0.69	2.61 ± 0.44	3.12 ± 0.41	Pass
DW-70205, 70206	2/28/2007	Gr. Alpha	0.88 ± 0.80	1.31 ± 0.79	1.10 ± 0.56	Pass
PW-1117, 1118	3/1/2007	Gr. Alpha	3.79 ± 1.91	3.62 ± 2.09	3.71 ± 1.42	Pass
PW-1117, 1118	3/1/2007	Gr. Beta	7.12 ± 1.40	7.20 ± 1.39	7.16 ± 0.99	Pass
W-2122, 2123	3/5/2007	Gr. Alpha	6.10 ± 4.16	3.80 ± 4.30	4.95 ± 2.99	Pass
W-2122, 2123	3/5/2007	Gr. Beta	10.65 ± 2.15	13.11 ± 2.42	11.88 ± 1.62	Pass
W-2085, 2086	3/6/2007	Gr. Alpha	2.51 ± 2.29	1.10 ± 2.78	1.81 ± 1.80	Pass
W-2085, 2086	3/6/2007	Gr. Beta	11.02 ± 1.85	9.50 ± 2.01	10.26 ± 1.37	Pass
DW-70232, 70233	3/8/2007	Gr. Alpha	4.75 ± 1.28	5.98 ± 1.31	5.37 ± 0.92	Pass
WW-1477, 1478	3/12/2007	Gr. Beta	6.41 ± 1.48	4.10 ± 1.25	5.26 ± 0.97	Pass
WW-1498, 1499	3/15/2007	Gr. Beta	0.83 ± 0.31	0.97 ± 0.33	0.90 ± 0.22	Pass
W-2140, 2141	3/19/2007	Gr. Alpha	2.31 ± 1.57	1.33 ± 1.64	1.82 ± 1.14	Pass
W-2140, 2141	3/19/2007	Gr. Beta	4.26 ± 1.00	5.58 ± 1.02	4.92 ± 0.71	Pass
DW-1626, 1627	3/21/2007	H-3	4973.00 ± 209.00	5190.00 ± 213.00	5081.50 ± 149.21	Pass
MI-1647, 1648	3/21/2007	K-40	1448.80 ± 120.20	1439.30 ± 126.00	1444.05 ± 87.07	Pass
DW-70248, 70249	3/21/2007	Gr. Alpha	11.10 ± 1.18	9.90 ± 1.16	10.50 ± 0.83	Pass
W-2150, 2151	3/26/2007	Gr. Alpha	3.56 ± 2.20	3.30 ± 1.81	3.43 ± 1.42	Pass
W-2150, 2151	3/26/2007	Gr. Beta	9.26 ± 1.00	10.17 ± 1.90	9.72 ± 1.07	Pass
LW-1941, 1942	3/31/2007	Gr. Beta	1.35 ± 0.43	1.36 ± 0.41	1.36 ± 0.30	Pass

TABLE A-5. In-House "Duplicate" Samples

Lab Code	Date	Analysis	Concentration (pCi/L)[a] First Result	Second Result	Averaged Result	Acceptance
MI-1824, 1825	4/2/2007	K-40	1316.10 ± 110.60	1229.80 ± 110.50	1272.95 ± 78.17	Pass
MI-1824, 1825	4/2/2007	Sr-90	1.20 ± 0.50	1.10 ± 0.36	1.15 ± 0.31	Pass
AP-2170, 2171	4/2/2007	Be-7	0.08 ± 0.01	0.08 ± 0.01	0.08 ± 0.01	Pass
WW-1850, 1851	4/3/2007	H-3	-5.83 ± 102.29	150.05 ± 80.14	72.11 ± 64.97	Pass
AP-2198, 2199	4/3/2007	Be-7	0.08 ± 0.01	0.08 ± 0.01	0.08 ± 0.01	Pass
AP-2370, 2371	4/3/2007	Be-7	0.07 ± 0.01	0.07 ± 0.01	0.07 ± 0.01	Pass
DW-70300, 70301	4/4/2007	Gr. Alpha	3.78 ± 0.89	3.66 ± 0.96	3.72 ± 0.65	Pass
DW-70300, 70301	4/4/2007	Gr. Beta	2.93 ± 0.61	2.91 ± 0.64	2.92 ± 0.44	Pass
DW-70335, 70336	4/5/2007	Gr. Alpha	24.37 ± 2.89	22.72 ± 2.91	23.55 ± 2.05	Pass
DW-70335, 70336	4/5/2007	Gr. Beta	20.26 ± 1.37	18.33 ± 1.34	19.30 ± 0.96	Pass
SW-1898, 1899	4/10/2007	Gr. Alpha	3.86 ± 1.40	4.78 ± 1.51	4.32 ± 1.03	Pass
SW-1898, 1899	4/10/2007	Gr. Beta	6.31 ± 1.36	7.03 ± 1.42	6.67 ± 0.98	Pass
SW-1898, 1899	4/10/2007	H-3	241.99 ± 93.35	318.10 ± 96.48	280.04 ± 67.12	Pass
DW-70346, 70347	4/11/2007	Gr. Alpha	1.83 ± 1.08	2.54 ± 1.04	2.19 ± 0.75	Pass
DW-70346, 70347	4/11/2007	Gr. Beta	4.62 ± 0.72	4.01 ± 0.71	4.32 ± 0.51	Pass
DW-70376, 70377	4/11/2007	Gr. Alpha	1.81 ± 0.80	1.66 ± 0.86	1.74 ± 0.59	Pass
DW-70376, 70377	4/11/2007	Gr. Beta	1.84 ± 0.62	2.24 ± 0.61	2.04 ± 0.44	Pass
DW-70311, 70312	4/12/2007	Gr. Alpha	10.82 ± 1.50	13.20 ± 1.56	12.01 ± 1.08	Pass
WW-2349, 2350	4/17/2007	Gr. Alpha	0.71 ± 0.56	0.62 ± 0.52	0.66 ± 0.38	Pass
WW-2461, 2462	4/25/2007	H-3	190.30 ± 100.31	115.95 ± 97.65	153.13 ± 70.00	Pass
LW-2437, 2438	4/26/2007	Gr. Beta	2.71 ± 0.50	2.15 ± 0.45	2.43 ± 0.34	Pass
LW-2917, 2918	4/30/2007	Gr. Beta	1.97 ± 0.79	2.78 ± 0.81	2.38 ± 0.57	Pass
SO-2583, 2584	5/1/2007	Be-7	544.99 ± 247.70	601.13 ± 192.20	573.06 ± 156.76	Pass
SO-2583, 2584	5/1/2007	Cs-137	119.22 ± 36.61	87.46 ± 23.97	103.34 ± 21.88	Pass
SO-2583, 2584	5/1/2007	K-40	17825.00 ± 749.90	17672.00 ± 724.30	17748.50 ± 521.29	Pass
SO-2583, 2584	5/1/2007	Gr. Alpha	11.49 ± 3.96	8.04 ± 3.88	9.77 ± 2.77	Pass
SO-2583, 2584	5/1/2007	Gr. Beta	31.02 ± 3.74	26.10 ± 3.40	28.56 ± 2.53	Pass
SO-2583, 2584	5/1/2007	Sr-90	0.086 ± 0.024	0.068 ± 0.025	0.077 ± 0.017	Pass
S-2620, 2621	5/2/2007	H-3	277.90 ± 126.70	304.40 ± 101.00	291.15 ± 81.02	Pass
MI-2610, 2611	5/3/2007	K-40	1549.20 ± 184.20	1388.80 ± 128.20	1469.00 ± 112.21	Pass
W-4469, 4470	5/7/2007	Gr. Beta	10.60 ± 1.90	11.10 ± 1.80	10.85 ± 1.31	Pass
SS-2697, 2698	5/8/2007	Cs-137	0.06 ± 0.02	0.05 ± 0.03	0.05 ± 0.02	Pass
SS-2697, 2698	5/8/2007	K-40	8.03 ± 0.57	7.36 ± 0.68	7.70 ± 0.44	Pass
MI-2790, 2791	5/14/2007	K-40	1694.30 ± 126.20	1627.60 ± 128.80	1660.95 ± 90.16	Pass
W-4505, 4506	5/14/2007	Gr. Beta	3.30 ± 1.70	3.90 ± 1.50	3.60 ± 1.13	Pass
DW-3219, 3220	5/26/2007	I-131	0.62 ± 0.32	0.69 ± 0.31	0.66 ± 0.22	Pass
SO-3416, 3417	5/31/2007	Cs-137	0.15 ± 0.03	0.15 ± 0.03	0.15 ± 0.02	Pass
SO-3416, 3417	5/31/2007	Gr. Beta	22.88 ± 2.33	22.46 ± 2.37	22.67 ± 1.66	Pass
SO-3416, 3417	5/31/2007	K-40	12.26 ± 0.80	12.36 ± 0.65	12.31 ± 0.52	Pass
F-3561, 3562	5/31/2007	K-40	3.06 ± 0.39	3.37 ± 0.45	3.21 ± 0.30	Pass
SL-3311, 3312	6/4/2007	Be-7	0.61 ± 0.29	0.55 ± 0.25	0.58 ± 0.19	Pass
SL-3311, 3312	6/4/2007	K-40	5.78 ± 0.67	4.87 ± 0.25	5.33 ± 0.36	Pass

TABLE A-5. In-House "Duplicate" Samples

Lab Code	Date	Analysis	Concentration (pCi/L)[a] First Result	Second Result	Averaged Result	Acceptance
SL-3992, 3993	6/4/2007	Be-7	0.75 ± 0.19	0.74 ± 0.32	0.75 ± 0.19	Pass
SL-3992, 3993	6/4/2007	Gr. Beta	13.61 ± 1.12	14.06 ± 1.08	13.84 ± 0.78	Pass
SL-3992, 3993	6/4/2007	K-40	2.43 ± 0.36	2.29 ± 0.40	2.36 ± 0.27	Pass
W-5087, 5088	6/11/2007	Gr. Beta	8.70 ± 1.90	7.70 ± 1.90	8.20 ± 1.34	Pass
SW-3710, 3711	6/14/2007	H-3	9571.51 ± 287.22	9879.21 ± 291.42	9725.36 ± 204.59	Pass
W-4062, 4063	6/28/2007	Gr. Alpha	0.76 ± 0.63	0.32 ± 0.66	0.54 ± 0.45	Pass
W-4062, 4063	6/28/2007	Gr. Beta	0.97 ± 0.53	0.58 ± 0.57	0.78 ± 0.39	Pass
AP-4448, 4449	6/28/2007	Be-7	0.10 ± 0.02	0.09 ± 0.02	0.10 ± 0.01	Pass
SG-3735, 3736	6/30/2007	Be-7	0.84 ± 0.12	0.82 ± 0.18	0.83 ± 0.11	Pass
SG-3735, 3736	6/30/2007	Cs-137	0.07 ± 0.01	0.07 ± 0.01	0.07 ± 0.01	Pass
SG-3735, 3736	6/30/2007	Gr. Beta	29.51 ± 2.22	30.81 ± 2.22	30.16 ± 1.57	Pass
SG-3735, 3736	6/30/2007	K-40	9.41 ± 0.31	8.90 ± 0.48	9.16 ± 0.29	Pass
LW-4175, 4176	6/30/2007	Gr. Beta	2.18 ± 0.60	1.93 ± 0.68	2.06 ± 0.45	Pass
SG-5422, 5423	7/2/2007	Gr. Alpha	10.31 ± 1.98	10.57 ± 1.99	10.44 ± 1.40	Pass
SG-5422, 5423	7/2/2007	Gr. Beta	18.59 ± 1.46	20.97 ± 1.49	19.78 ± 1.04	Pass
AP-4656, 4657	7/3/2007	Be-7	0.09 ± 0.02	0.10 ± 0.02	0.10 ± 0.01	Pass
AP-4763, 4764	7/3/2007	Be-7	0.11 ± 0.02	0.10 ± 0.02	0.11 ± 0.01	Pass
SG-5430, 5431	7/11/2007	Be-7	10.17 ± 0.48	10.06 ± 0.51	10.12 ± 0.35	Pass
SG-5430, 5431	7/11/2007	Cs-137	0.050 ± 0.010	0.059 ± 0.011	0.055 ± 0.007	Pass
SG-5430, 5431	7/11/2007	Gr. Alpha	17.86 ± 2.78	15.74 ± 2.70	16.80 ± 1.94	Pass
SG-5430, 5431	7/11/2007	Gr. Beta	26.19 ± 1.74	25.04 ± 1.86	25.62 ± 1.27	Pass
SG-5430, 5431	7/11/2007	K-40	7.69 ± 0.30	7.65 ± 0.28	7.67 ± 0.21	Pass
WW-4298, 4299	7/12/2007	Gr. Beta	1.74 ± 0.74	2.22 ± 0.80	1.98 ± 0.55	Pass
DW-70612, 70613	7/23/2007	Gr. Alpha	4.54 ± 1.11	4.19 ± 0.97	4.37 ± 0.74	Pass
WW-4918, 4919	7/25/2007	H-3	240.43 ± 111.12	216.68 ± 110.27	228.56 ± 78.27	Pass
MI-4742, 4743	7/26/2007	K-40	1820.30 ± 134.10	1802.90 ± 199.50	1811.60 ± 120.19	Pass
VE-4939, 4940	8/1/2007	Be-7	0.39 ± 0.21	0.45 ± 0.20	0.42 ± 0.15	Pass
VE-4939, 4940	8/1/2007	Gr. Beta	5.50 ± 0.14	5.76 ± 0.13	5.63 ± 0.10	Pass
VE-4939, 4940	8/1/2007	K-40	3.36 ± 0.45	3.36 ± 0.21	3.36 ± 0.25	Pass
SG-6274, 6275	8/6/2007	Gr. Alpha	16.68 ± 3.29	19.26 ± 3.39	17.97 ± 2.36	Pass
SG-6274, 6275	8/6/2007	Gr. Beta	40.93 ± 2.74	42.42 ± 2.66	41.68 ± 1.91	Pass
SW-5218, 5219	8/7/2007	I-131	1.31 ± 0.24	1.42 ± 0.24	1.37 ± 0.17	Pass
SG-6284, 6285	8/8/2007	Cs-137	0.043 ± 0.006	0.051 ± 0.007	0.047 ± 0.005	Pass
SG-6284, 6285	8/8/2007	Gr. Alpha	9.38 ± 2.93	13.61 ± 3.38	11.50 ± 2.24	Pass
SG-6284, 6285	8/8/2007	Gr. Beta	33.46 ± 2.84	32.87 ± 2.93	33.17 ± 2.04	Pass
SG-6284, 6285	8/8/2007	K-40	16.15 ± 0.24	16.23 ± 0.25	16.19 ± 0.17	Pass
WW-5310, 5311	8/9/2007	H-3	644.00 ± 106.00	831.00 ± 113.00	737.50 ± 77.47	Pass
SW-5393, 5394	8/14/2007	Gr. Beta	2.32 ± 1.31	1.71 ± 1.27	2.02 ± 0.92	Pass
SW-5393, 5394	8/14/2007	H-3	190.06 ± 86.80	69.05 ± 80.88	129.55 ± 59.32	Pass
W-5468, 5469	8/15/2007	H-3	262.58 ± 108.43	346.53 ± 111.42	304.55 ± 77.74	Pass

TABLE A-5. In-House "Duplicate" Samples

Lab Code	Date	Analysis	Concentration (pCi/L)[a] First Result	Second Result	Averaged Result	Acceptance
VE-5553, 5554	8/22/2007	K-40	1.89 ± 0.33	1.89 ± 0.22	1.89 ± 0.20	Pass
WW-5643, 5644	8/22/2007	H-3	259.00 ± 110.00	266.00 ± 110.00	262.50 ± 77.78	Pass
SWU-5799, 5800	8/28/2007	Gr. Beta	2.64 ± 1.18	3.62 ± 1.06	3.13 ± 0.79	Pass
DW-70752, 70753	8/31/2007	Gr. Alpha	14.41 ± 1.48	12.90 ± 1.50	13.66 ± 1.05	Pass
VE-5917, 5918	9/4/2007	Be-7	0.94 ± 0.17	0.83 ± 0.20	0.89 ± 0.13	Pass
VE-5917, 5918	9/4/2007	K-40	3.73 ± 0.37	3.58 ± 0.36	3.66 ± 0.26	Pass
VE-5917, 5918	9/4/2007	Gr. Beta	2.71 ± 0.10	2.69 ± 0.10	2.70 ± 0.07	Pass
MI-6009, 6010	9/11/2007	K-40	1348.90 ± 113.40	1388.10 ± 116.40	1368.50 ± 81.25	Pass
MI-6030, 6031	9/12/2007	K-40	1242.70 ± 118.00	1475.60 ± 119.60	1359.15 ± 84.01	Pass
MI-6030, 6031	9/12/2007	Sr-90	1.00 ± 0.38	0.90 ± 0.34	0.95 ± 0.26	Pass
DW-70718, 70719	9/12/2007	Gr. Alpha	23.04 ± 3.71	23.22 ± 3.61	23.13 ± 2.59	Pass
DW-70718, 70719	9/12/2007	Gr. Beta	16.13 ± 1.59	17.36 ± 1.69	16.75 ± 1.16	Pass
SO-6156, 6157	9/14/2007	H-3	181.99 ± 90.67	232.19 ± 92.95	207.09 ± 64.92	Pass
SO-6484, 6485	9/17/2007	Cs-137	0.01 ± 0.00	0.01 ± 0.00	0.01 ± 0.00	Pass
SO-6484, 6485	9/17/2007	Gr. Beta	24.20 ± 2.60	23.30 ± 2.30	23.75 ± 1.74	Pass
SO-6484, 6485	9/17/2007	K-40	11.52 ± 1.16	10.89 ± 1.10	11.20 ± 0.80	Pass
WW-6469, 6470	9/21/2007	Gr. Beta	27.19 ± 2.51	24.23 ± 2.29	25.71 ± 1.70	Pass
E-6647, 6648	10/1/2007	Gr. Beta	1.82 ± 0.10	1.93 ± 0.11	1.88 ± 0.07	Pass
E-6647, 6648	10/1/2007	K-40	1.48 ± 0.24	1.31 ± 0.23	1.40 ± 0.17	Pass
WW-6656, 6657	10/1/2007	Gr. Beta	2.80 ± 0.97	1.95 ± 0.87	2.38 ± 0.65	Pass
TD-7080, 7081	10/2/2007	H-3	332.00 ± 229.00	383.00 ± 191.00	357.50 ± 149.10	Pass
SG-6891, 6892	10/3/2007	Gr. Alpha	12.93 ± 2.12	13.52 ± 2.07	13.23 ± 1.48	Pass
SG-6891, 6892	10/3/2007	Gr. Beta	18.08 ± 1.41	18.27 ± 1.36	18.18 ± 0.98	Pass
AP-7191, 7192	10/3/2007	Be-7	0.09 ± 0.01	0.09 ± 0.01	0.09 ± 0.01	Pass
WW-6786, 6787	10/8/2007	H-3	13333 ± 322	13532 ± 324	13433 ± 228	Pass
WW-6786, 6787	10/8/2007	H-3	13188 ± 322	13556 ± 326	13372 ± 229	Pass
VE-6828, 6829	10/8/2007	Gr. Alpha	0.06 ± 0.04	0.06 ± 0.05	0.06 ± 0.03	Pass
VE-6828, 6829	10/8/2007	Gr. Beta	5.55 ± 0.21	5.20 ± 0.22	5.38 ± 0.10	Pass
VE-6828, 6829	10/8/2007	K-40	5.45 ± 0.43	5.20 ± 0.49	5.32 ± 0.33	Pass
SS-6870, 6871	10/9/2007	Gr. Beta	18.10 ± 2.08	21.71 ± 2.19	19.90 ± 1.51	Pass
SS-6870, 6871	10/9/2007	K-40	10.19 ± 0.66	9.72 ± 0.68	9.95 ± 0.47	Pass
LW-7507, 7508	10/11/2007	Gr. Beta	1.40 ± 0.56	1.44 ± 0.54	1.42 ± 0.39	Pass
MI-6933, 6934	10/16/2007	K-40	1386.60 ± 104.70	1331.20 ± 106.70	1358.90 ± 74.74	Pass
MI-6933, 6934	10/16/2007	Sr-90	1.73 ± 0.52	2.17 ± 0.57	1.95 ± 0.39	Pass
MI-7059, 7060	10/17/2007	K-40	1424.80 ± 106.60	1448.60 ± 115.30	1436.70 ± 78.51	Pass
F-7213, 7214	10/24/2007	H-3	6.83 ± 0.22	7.24 ± 0.22	7.03 ± 0.16	Pass
F-7213, 7214	10/24/2007	K-40	3.13 ± 0.51	3.16 ± 0.48	3.15 ± 0.35	Pass
WW-7408, 7409	10/24/2007	H-3	340.71 ± 90.45	346.22 ± 90.67	343.46 ± 64.03	Pass
DW-70856, 70857	10/24/2007	Gr. Alpha	11.03 ± 1.66	10.71 ± 1.34	10.87 ± 1.07	Pass
SO-7508, 7509	10/26/2007	Cs-137	0.30 ± 0.04	0.29 ± 0.05	0.29 ± 0.03	Pass
SO-7508, 7509	10/26/2007	Gr. Beta	34.43 ± 2.72	37.25 ± 3.07	35.84 ± 2.05	Pass
SO-7508, 7509	10/26/2007	K-40	16.84 ± 0.84	17.43 ± 1.05	17.14 ± 0.67	Pass

TABLE A-5. In-House "Duplicate" Samples

Lab Code	Date	Analysis	Concentration (pCi/L)[a] First Result	Second Result	Averaged Result	Acceptance
SS-7529, 7530	10/29/2007	Cs-137	0.12 ± 0.03	0.12 ± 0.02	0.12 ± 0.02	Pass
SS-7529, 7530	10/29/2007	K-40	11.85 ± 0.68	11.75 ± 0.58	11.80 ± 0.45	Pass
SW-7589, 7590	10/30/2007	Gr. Beta	1.75 ± 0.29	1.24 ± 0.26	1.50 ± 0.19	Pass
SWU-7733, 7734	10/30/2007	Gr. Beta	1.66 ± 1.01	2.43 ± 1.13	2.05 ± 0.76	Pass
MI-7618, 7619	10/31/2007	K-40	1376.80 ± 114.30	1426.70 ± 128.80	1401.75 ± 86.10	Pass
VE-7666, 7667	11/5/2007	Gr. Alpha	0.07 ± 0.04	0.16 ± 0.05	0.11 ± 0.03	Pass
VE-7666, 7667	11/5/2007	Gr. Beta	6.03 ± 0.15	6.13 ± 0.15	6.08 ± 0.10	Pass
VE-7666, 7667	11/5/2007	K-40	5.82 ± 0.36	5.74 ± 0.36	5.78 ± 0.25	Pass
DW-7853, 7854	11/9/2007	I-131	1.61 ± 0.40	1.08 ± 0.39	1.35 ± 0.28	Pass
MI-7874, 7875	11/14/2007	K-40	1407.70 ± 101.30	1362.60 ± 114.50	1385.15 ± 76.44	Pass
WW-8142, 8143	11/28/2007	Gr. Beta	9.51 ± 2.21	7.86 ± 2.01	8.68 ± 1.49	Pass
DW-8094, 8095	11/29/2007	Gr. Beta	1.60 ± 0.58	1.25 ± 0.54	1.43 ± 0.40	Pass
F-8328, 8329	12/11/2007	Gr. Beta	3.97 ± 0.08	4.00 ± 0.08	3.99 ± 0.05	Pass
WW-8378, 8379	12/11/2007	H-3	296.00 ± 103.00	407.00 ± 107.00	351.50 ± 74.26	Pass

Note: Duplicate analyses are performed on every twentieth sample received in-house. Results are not listed for those analyses with activities that measure below the LLD.

[a] Results are reported in units of pCi/L, except for air filters (pCi/Filter), food products, vegetation, soil, sediment (pCi/g).

TABLE A-6. Department of Energy's Mixed Analyte Performance Evaluation Program (MAPEP)[a].

Lab Code[c]	Date	Analysis	Concentration[b] Laboratory result	Known Activity	Control Limits[d]	Acceptance
STW-1110	01/01/07	Gr. Alpha	0.45 ± 0.08	0.33	0.00 - 0.65	Pass
STW-1110	01/01/07	Gr. Beta	0.90 ± 0.14	0.85	0.43 - 1.28	Pass
STW-1111[e]	01/01/07	Am-241	2.80 ± 0.21	1.71	1.20 - 2.22	Fail
STW-1111	01/01/07	Co-57	151.60 ± 10.00	143.70	100.60 - 186.80	Pass
STW-1111	01/01/07	Cs-134	79.20 ± 8.00	83.50	58.50 - 108.60	Pass
STW-1111	01/01/07	Cs-137	168.70 ± 12.10	163.00	114.10 - 211.90	Pass
STW-1111	01/01/07	Fe-55	130.30 ± 19.90	129.30	90.50 - 168.10	Pass
STW-1111	01/01/07	H-3	262.20 ± 9.10	283.00	198.10 - 367.90	Pass
STW-1111	01/01/07	Mn-54	130.60 ± 11.50	123.80	86.70 - 160.90	Pass
STW-1111	01/01/07	Ni-63	127.80 ± 3.60	130.40	91.30 - 169.50	Pass
STW-1111	01/01/07	Ni-63	127.80 ± 3.60	130.40	91.30 - 169.50	Pass
STW-1111	01/01/07	Pu-238	2.03 ± 0.17	2.25	1.58 - 2.93	Pass
STW-1111	01/01/07	Pu-239/40	2.27 ± 0.17	2.22	1.55 - 2.89	Pass
STW-1111	01/01/07	Sr-90	9.60 ± 1.40	8.87	6.21 - 11.53	Pass
STW-1111	01/01/07	Tc-99	8.80 ± 1.50	88.00	7.40 - 13.70	Pass
STW-1111	01/01/07	U-233/4	2.44 ± 0.21	2.49	1.74 - 3.24	Pass
STW-1111	01/01/07	U-238	2.44 ± 0.21	2.48	1.74 - 3.22	Pass
STW-1111	01/01/07	Zn-65	123.70 ± 17.00	114.80	80.40 - 149.20	Pass
STSO-1112[f]	01/01/07	Am-241	46.40 ± 9.00	34.80	24.40 - 45.20	Fail
STSO-1112	01/01/07	Co-57	501.20 ± 2.90	471.20	329.80 - 612.60	Pass
STSO-1112	01/01/07	Co-60	285.90 ± 2.10	274.70	192.30 - 357.10	Pass
STSO-1112	01/01/07	Cs-134	325.90 ± 7.40	327.40	229.20 - 425.60	Pass
STSO-1112	01/01/07	Cs-137	855.70 ± 4.60	799.70	559.80 - 1039.60	Pass
STSO-1112	01/01/07	Mn-54	750.90 ± 4.70	685.20	479.60 - 890.80	Pass
STAP-1113	01/01/07	Gr. Alpha	0.27 ± 0.04	0.60	0.00 - 1.20	Pass
STAP-1113	01/01/07	Gr. Beta	0.57 ± 0.05	0.44	0.22 - 0.66	Pass
STAP-1114	01/01/07	Am-241	0.10 ± 0.03	0.10	0.07 - 0.13	Pass
STAP-1114	01/01/07	Co-57	3.51 ± 0.07	2.89	2.02 - 3.75	Pass
STAP-1114	01/01/07	Co-60	2.98 ± 0.10	2.91	2.03 - 3.78	Pass
STAP-1114	01/01/07	Cs-134	4.02 ± 0.16	4.20	2.94 - 5.45	Pass
STAP-1114	01/01/07	Cs-137	2.75 ± 0.12	2.57	1.80 - 3.34	Pass
STAP-1114	01/01/07	Mn-54	3.94 ± 0.12	3.52	2.46 - 4.57	Pass
STAP-1114	01/01/07	Pu-238	0.07 ± 0.01	0.07	0.05 - 0.09	Pass
STAP-1114	01/01/07	Pu-239/40	0.08 ± 0.01	0.08	0.06 - 0.11	Pass
STAP-1114	01/01/07	Sr-90	0.58 ± 0.18	0.61	0.43 - 0.79	Pass
STAP-1114	01/01/07	U-233/4	0.09 ± 0.01	0.10	0.07 - 0.13	Pass
STAP-1114	01/01/07	U-238	0.09 ± 0.01	0.10	0.07 - 0.13	Pass
STAP-1114	01/01/07	Zn-65	2.70 ± 0.10	2.68	1.88 - 3.49	Pass

TABLE A-6. Department of Energy's Mixed Analyte Performance Evaluation Program (MAPEP)[a].

		Concentration [b]				
Lab Code[c]	Date	Analysis	Laboratory result	Known Activity	Control Limits [d]	Acceptance
STVE-1115	01/01/07	Co-57	8.90 ± 0.20	8.19	5.73 - 10.64	Pass
STVE-1115	01/01/07	Co-60	6.50 ± 0.20	5.82	4.08 - 7.57	Pass
STVE-1115	01/01/07	Cs-134	6.90 ± 0.30	6.21	4.35 - 8.07	Pass
STVE-1115	01/01/07	Cs-137	8.20 ± 0.30	6.99	4.90 - 9.09	Pass
STVE-1115	01/01/07	Mn-54	10.10 ± 0.30	8.46	5.91 - 10.98	Pass

[a] Results obtained by Environmental, Inc., Midwest Laboratory as a participant in the Department of Energy's Mixed Analyte Performance Evaluation Program, Idaho Operations office, Idaho Falls, Idaho

[b] Results are reported in units of Bq/kg (soil), Bq/L (water) or Bq/total sample (filters, vegetation).

[c] Laboratory codes as follows: STW (water), STAP (air filter), STSO (soil), STVE (vegetation).

[d] MAPEP results are presented as the known values and expected laboratory precision (1 sigma, 1 determination) and control limits as defined by the MAPEP.

[e] Result of reanalysis, 2.08 ± 0.13 pCi/L.

[f] The test samples were recounted on lower background detectors. Result of the recounts: 41.4 ± 6.3 Bq/kg.

TABLE A-7. Interlaboratory Comparison Crosscheck program, Environmental Resource Associates (ERA)[a].

Lab Code [b]	Date	Analysis	Concentration (pCi/L) Laboratory Result [c]	ERA Result [d]	Control Limits	Acceptance
STAP-1116	03/19/07	Gr. Alpha	34.64 ± 2.56	25.8	12.4 - 39	Pass
STAP-1116	03/19/07	Gr. Beta	93.41 ± 3.20	79.5	48.8 - 116	Pass
STAP-1117	03/19/07	Am-241	56.04 ± 3.90	57.5	33.1 - 80	Pass
STAP-1117	03/19/07	Co-60	1610.00 ± 8.40	1300.0	1010.0 - 1620	Pass
STAP-1117	03/19/07	Cs-134	1340.40 ± 48.84	1120.0	732.0 - 1380	Pass
STAP-1117 [e]	03/19/07	Cs-137	345.30 ± 8.20	255.0	192.0 - 336	Fail
STAP-1117 [f]	03/19/07	Fe-55	< 134.0	0.0		Pass
STAP-1117 [f]	03/19/07	Mn-54	< 5.0	0.0		Pass
STAP-1117	03/19/07	Pu-238	43.32 ± 2.28	37.4	25.7 - 49	Pass
STAP-1117	03/19/07	Pu-239/40	35.23 ± 2.24	31.6	22.9 - 41	Pass
STAP-1117	03/19/07	Sr-90	156.10 ± 6.60	156.0	66.6 - 246	Pass
STAP-1117	03/19/07	U-233/4	42.22 ± 1.84	47.8	30.1 - 71	Pass
STAP-1117	03/19/07	U-238	42.00 ± 1.84	47.4	30.2 - 68	Pass
STAP-1117	03/19/07	Uranium	85.79 ± 3.60	97.3	49.5 - 155	Pass
STAP-1117	03/19/07	Zn-65	363.80 ± 11.90	245.0	208.0 - 412	Pass
STSO-1118	03/19/07	Ac-228	3097.77 ± 94.96	2790.0	1790.0 - 3930	Pass
STSO-1118	03/19/07	Am-241	1000.70 ± 156.10	927.0	548.0 - 1200	Pass
STSO-1118	03/19/07	Bi-212	2467.87 ± 114.33	2500.0	658.0 - 3730	Pass
STSO-1118	03/19/07	Co-60	7847.40 ± 86.60	7330.0	5340.0 - 9820	Pass
STSO-1118	03/19/07	Cs-134	7910.60 ± 356.88	7560.0	4850.0 - 9070	Pass
STSO-1118	03/19/07	Cs-137	4635.00 ± 99.10	4300.0	3290.0 - 5580	Pass
STSO-1118	03/19/07	K-40	12201.60 ± 423.20	11100.0	8050.0 - 15000	Pass
STSO-1118 [f]	03/19/07	Mn-54	< 34.0	0.0		Pass
STSO-1118	03/19/07	Pb-212	2046.80 ± 127.20	1730.0	1120.0 - 2430	Pass
STSO-1118	03/19/07	Pb-214	4142.80 ± 110.40	3330.0	1980.0 - 4980	Pass
STSO-1118	03/19/07	Pu-238	1099.20 ± 73.10	857.0	490.0 - 1200	Pass
STSO-1118	03/19/07	Pu-239/40	1586.10 ± 82.00	1360.0	928.0 - 1810	Pass
STSO-1118	03/19/07	Sr-90	6163.30 ± 791.60	7500.0	2610.0 - 12400	Pass
STSO-1118	03/19/07	Th-234	4329.40 ± 569.10	3590.0	2190.0 - 4560	Pass
STSO-1118	03/19/07	U-233/4	3236.70 ± 106.00	3620.0	2280.0 - 4520	Pass
STSO-1118	03/19/07	U-238	3425.20 ± 134.00	3590.0	2190.0 - 4560	Pass
STSO-1118	03/19/07	Uranium	6787.80 ± 240.00	7380.0	4210.0 - 9930	Pass
STSO-1118	03/19/07	Uranium	6787.80 ± 240.00	7380.0	4210.0 - 9930	Pass
STSO-1118 [f]	03/19/07	Zn-65	0.00 ± 0.00	0.0	0.0 - 0	Pass

TABLE A-7. Interlaboratory Comparison Crosscheck program, Environmental Resource Associates (ERA)[a].

Lab Code [b]	Date	Analysis	Concentration (pCi/L) Laboratory Result [c]	ERA Result [d]	Control Limits	Acceptance
STVE-1119	03/19/07	Am-241	3249.60 ± 150.30	3550.0	2020.0 - 4890	Pass
STVE-1119	03/19/07	Cm-244	1860.70 ± 91.50	1840.0	905.0 - 2870	Pass
STVE-1119	03/19/07	Co-60	2827.90 ± 62.40	2600.0	1760.0 - 3720	Pass
STVE-1119	03/19/07	Cs-134	654.80 ± 48.40	579.0	308.0 - 822	Pass
STVE-1119	03/19/07	Cs-137	3307.30 ± 58.80	2920.0	2150.0 - 4060	Pass
STVE-1119	03/19/07	K-40	40814.20 ± 618.80	37900.0	27200.0 - 53600	Pass
STVE-1119 [f]	03/19/07	Mn-54	< 27.6	0.0		Pass
STVE-1119	03/19/07	Pu-238	2762.00 ± 251.10	2430.0	1250.0 - 3600	Pass
STVE-1119	03/19/07	Pu-239/40	2156.60 ± 83.40	1900.0	1180.0 - 2600	Pass
STVE-1119	03/19/07	Sr-90	8999.70 ± 580.90	8890.0	4900.0 - 11800	Pass
STVE-1119	03/19/07	U-233/4	2821.90 ± 73.50	2940.0	1930.0 - 3920	Pass
STVE-1119	03/19/07	U-238	2896.10 ± 50.70	2910.0	2090.0 - 3610	Pass
STVE-1119	03/19/07	Uranium	5718.00 ± 124.15	5980.0	4110.0 - 7770	Pass
STVE-1119	03/19/07	Zn-65	474.30 ± 45.70	366.0	267.0 - 500	Pass
STW-1120	03/19/07	Am-241	133.50 ± 10.60	179.0	123.0 - 243	Pass
STW-1120	03/19/07	Co-60	541.40 ± 9.00	536.0	467.0 - 631	Pass
STW-1120	03/19/07	Cs-134	1623.80 ± 66.10	1750.0	1290.0 - 2020	Pass
STW-1120	03/19/07	Cs-137	1839.10 ± 17.90	1850.0	1570.0 - 2220	Pass
STW-1120	03/19/07	Fe-55	829.50 ± 226.80	671.0	392.0 - 896	Pass
STW-1120 [f]	03/19/07	Mn-54	< 8.1	0.0		Pass
STW-1120	03/19/07	Pu-238	123.30 ± 4.30	116.0	87.6 - 144	Pass
STW-1120	03/19/07	Pu-239/40	95.10 ± 3.80	90.9	70.3 - 113	Pass
STW-1120	03/19/07	Sr-90	949.40 ± 16.70	989.0	630.0 - 1320	Pass
STW-1120	03/19/07	U-233/4	164.20 ± 6.58	192.0	145.0 - 247	Pass
STW-1120	03/19/07	U-238	169.20 ± 8.22	190.0	145.0 - 236	Pass
STW-1120	03/19/07	Uranium	339.60 ± 10.66	391.0	282.0 - 521	Pass
STW-1120	03/19/07	Zn-65	2009.00 ± 36.40	1910.0	1600.0 - 2410	Pass

[a] Results obtained by Environmental, Inc., Midwest Laboratory as a participant in the crosscheck program for proficiency testing administered by Environmental Resources Associates, serving as a replacement for studies conducted previously by the Environmental Measurements Laboratory Quality Assessment Program (EML).

[b] Laboratory codes as follows: STW (water), STAP (air filter), STSO (soil), STVE (vegetation).

[c] Unless otherwise indicated, the laboratory result is given as the mean ± standard deviation for three determinations.

[d] Results are presented as the known values, expected laboratory precision (1 sigma, 1 determination) and control limits as provided by ERA.

[e] A high bias (~ 20%) was observed in gamma results for air filters. A composite filter geometry was used in the calculations vs. a single filter geometry. Result of recalculation. Cs-137, 305.8 ± 6.0 pCi/filter.

[f] Included in the testing series as a "false positive". No activity expected.

APPENDIX B

DATA REPORTING CONVENTIONS

Data Reporting Conventions

1.0. All activities, except gross alpha and gross beta, are decay corrected to collection time or the end of the collection period.

2.0. Single Measurements

Each single measurement is reported as follows: $x \pm s$

where: x = value of the measurement;

s = 2s counting uncertainty (corresponding to the 95% confidence level).

In cases where the activity is less than the lower limit of detection L, it is reported as: <L,

where L = the lower limit of detection based on 4.66s uncertainty for a background sample.

3.0. Duplicate analyses

3.1 Individual results: For two analysis results; $x_1 \pm s_1$ and $x_2 \pm s_2$

Reported result: $x \pm s$; where $x = (1/2)(x_1 + x_2)$ and $s = (1/2)\sqrt{s_1^2 + s_2^2}$

3.2. Individual results: $<L_1$, $<L_2$ Reported result: <L, where L = lower of L_1 and L_2

3.3. Individual results: $x \pm s$, <L Reported result: $x \pm s$ if $x \geq L$; <L otherwise.

4.0. Computation of Averages and Standard Deviations

4.1 Averages and standard deviations listed in the tables are computed from all of the individual measurements over the period averaged; for example, an annual standard deviation would not be the average of quarterly standard deviations. The average $\bar{x}$ and standard deviation s of a set of n numbers $x_1, x_2 \ldots x_n$ are defined as follows:

$$\bar{x} = \frac{1}{n} \Sigma x \qquad s = \sqrt{\frac{\Sigma (x - \bar{x})^2}{n-1}}$$

4.2 Values below the highest lower limit of detection are not included in the average.

4.3 If all values in the averaging group are less than the highest LLD, the highest LLD is reported.

4.4 If all but one of the values are less than the highest LLD, the single value x and associated two sigma error is reported.

4.5 In rounding off, the following rules are followed:

4.5.1. If the number following those to be retained is less than 5, the number is dropped, and the retained number s are kept unchanged. As an example, 11.443 is rounded off to 11.44.

4.5.2. If the number following those to be retained is equal to or greater than 5, the number is dropped and the last retained number is raised by 1. As an example, 11.445 is rounded off to 11.45.

APPENDIX C

Sampling Program and Locations

POINT BEACH NUCLEAR PLANT

Sample Type	Locations No.	Locations Codes (and Type)[a]	Collection Type (and Frequency)[b]	Analysis (and Frequency)[b]
Airborne Filters	6	E-1-4, 8, 20	Weekly	GB, GS, on QC for each location
Airborne Iodine	6	E-1-4, 8, 20	Weekly	I-131
Ambient Radiation (TLD's)	22	E-1-9, 12, 14-18, 20, 22-32, 34-36, 38,39	Quarterly	Ambient Gamma
Lake Water	5	E-1, 5, 6, 33	Monthly	GB, GS, I-131 on MC H-3, Sr-89-90 on QC
Well Water	1	E-10	Quarterly	GB, GS, H-3, Sr-89-90, I-131
Vegetation	8	E-1-4, 6, 9, 20	3x / year as available	GB, GS
Shoreline Silt	5	E-1, 5, 6, 12, 33	2x / year	GB, GS
Soil	8	E-1-4, 6, 8, 9, 20	2x / year	GB, GS
Milk	3	E-11, 40, 21	Monthly	GS, I-131, Sr-89-90
Algae	2	E-5, 12	3x / year as available	GB, GS
Fish	1	E-13	3x / year as available	GB, GS (in edible portions)

	SPECIAL COLLECTIONS AND ANALYSES	
Airborne Filters	4 per month 1 per quarter	Sr-89, Sr-90 Sr-89, Sr-90 (comp.)
Liquid	1 per month	GA, Sr-89, Sr-90
Subsoil Water	4 per quarter	GA, GB, H-3, GS
Miscellaneous Water Samples	4-5 per year	Sr-89, Sr-90

[a] Locations codes are defined in Table 2. Control Stations are indicated by (C). All other stations are indicators.

[b] Analysis type is coded as follows: GB = gross beta, GA = gross alpha, GS = gamma spectroscopy, H-3 = tritium, Sr-89 = strontium-89, Sr-90 = strontium-90, I-131 = iodine-131. Analysis frequency is coded as follows: MC = monthly composite, QC = quarterly composite.

APPENDIX D

Graphs of Data Trends

POINT BEACH

Air Particulates - Gross Beta

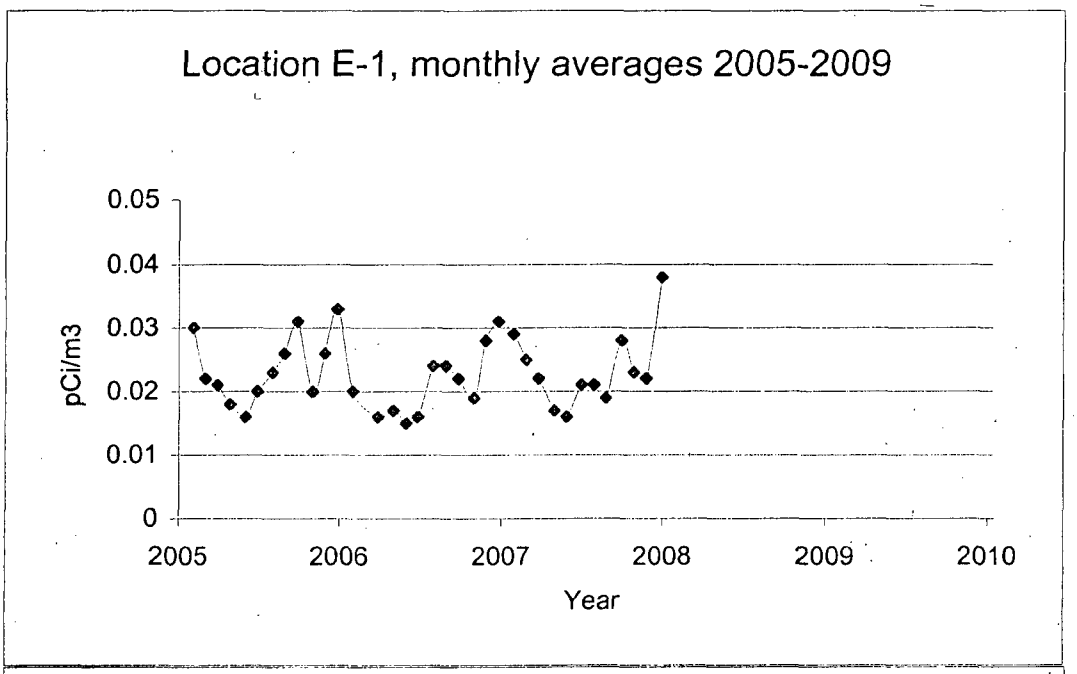

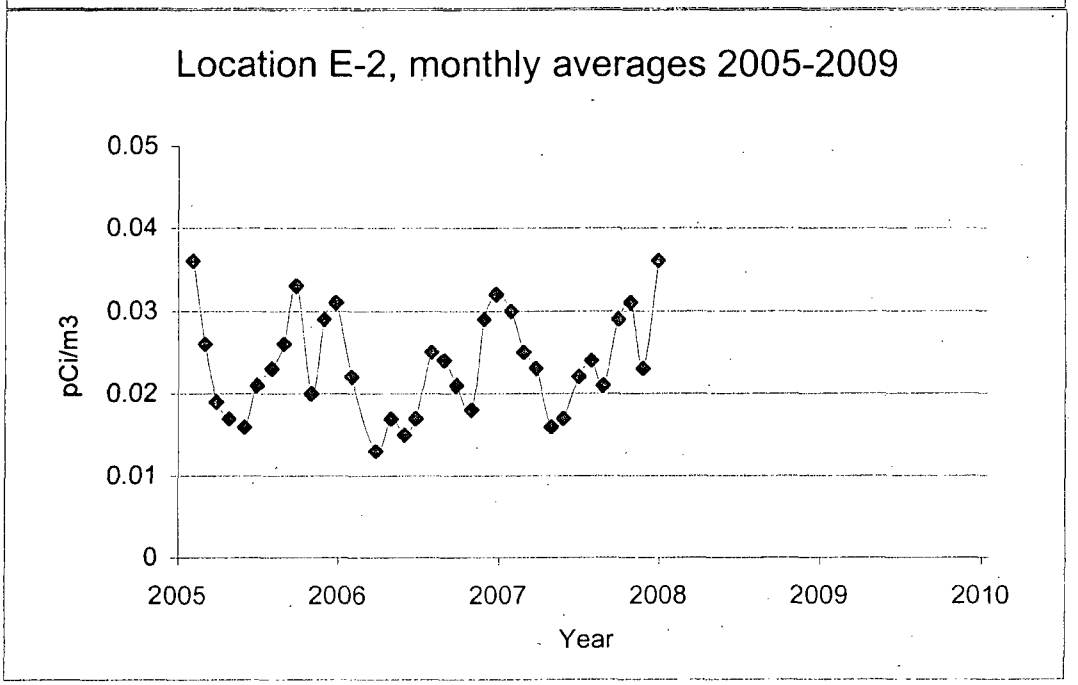

POINT BEACH

Air Particulates - Gross Beta

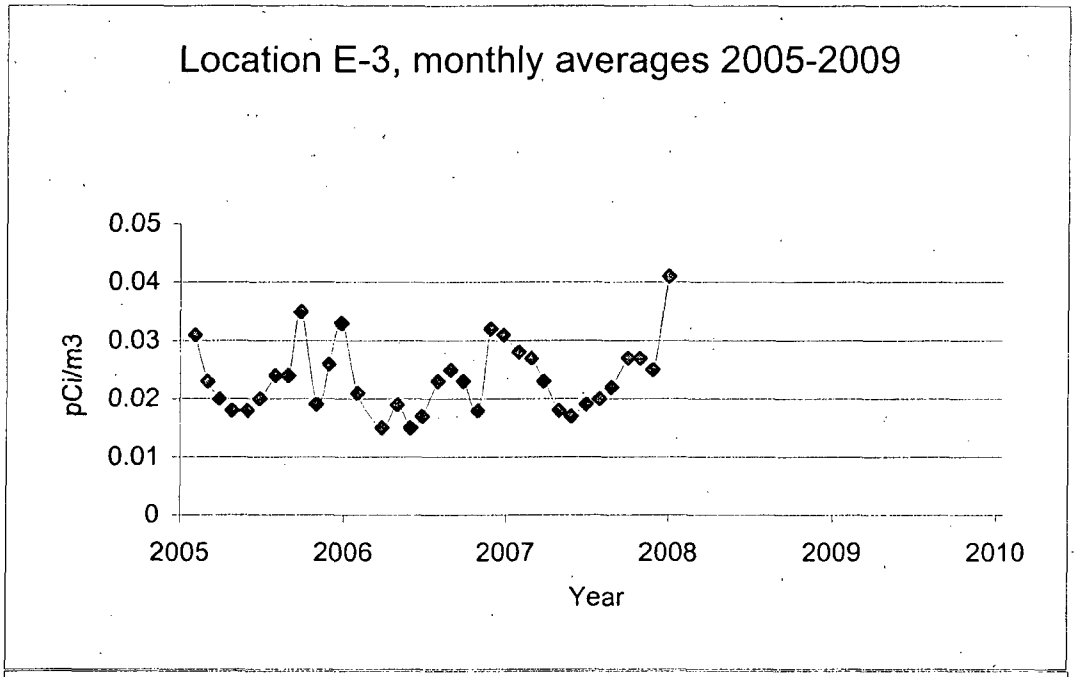

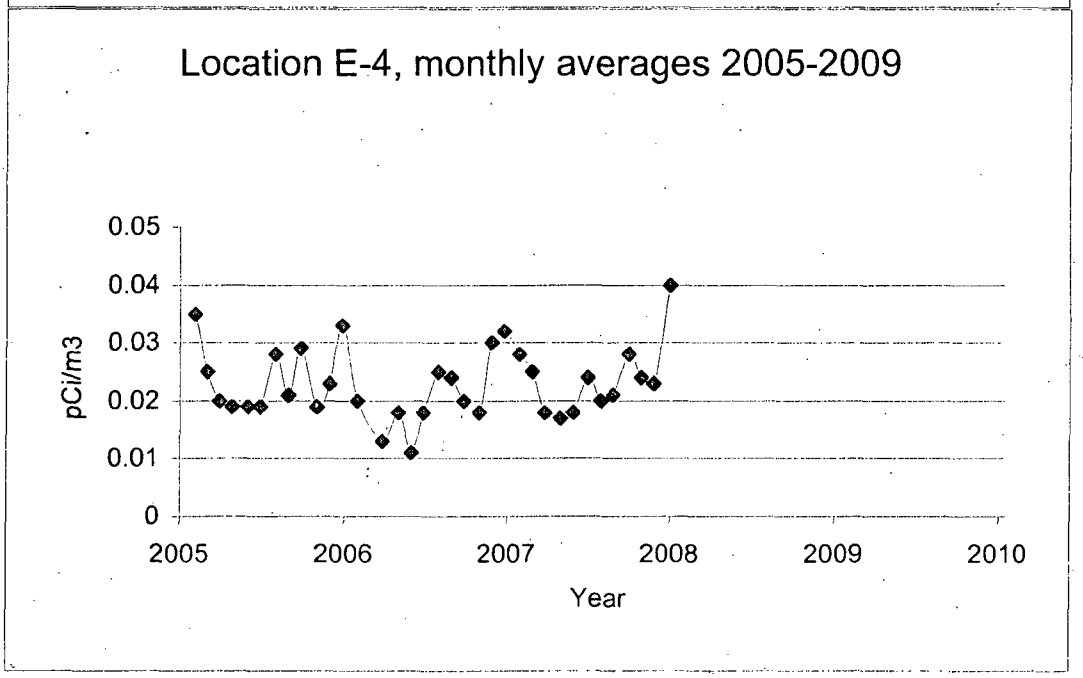

Air Particulates - Gross Beta

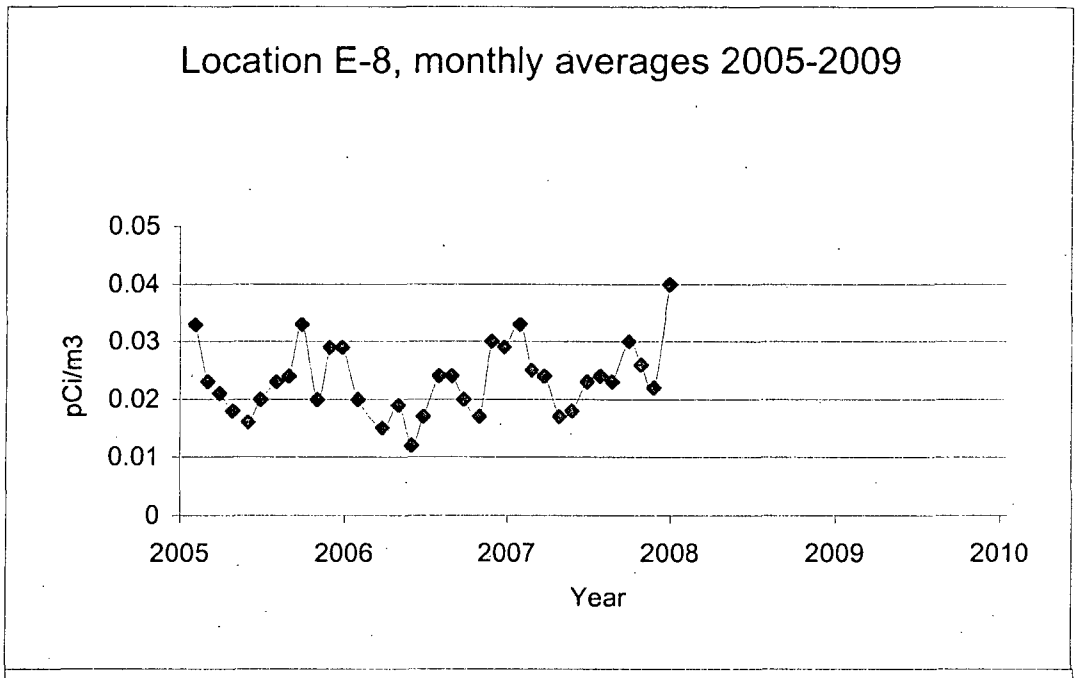

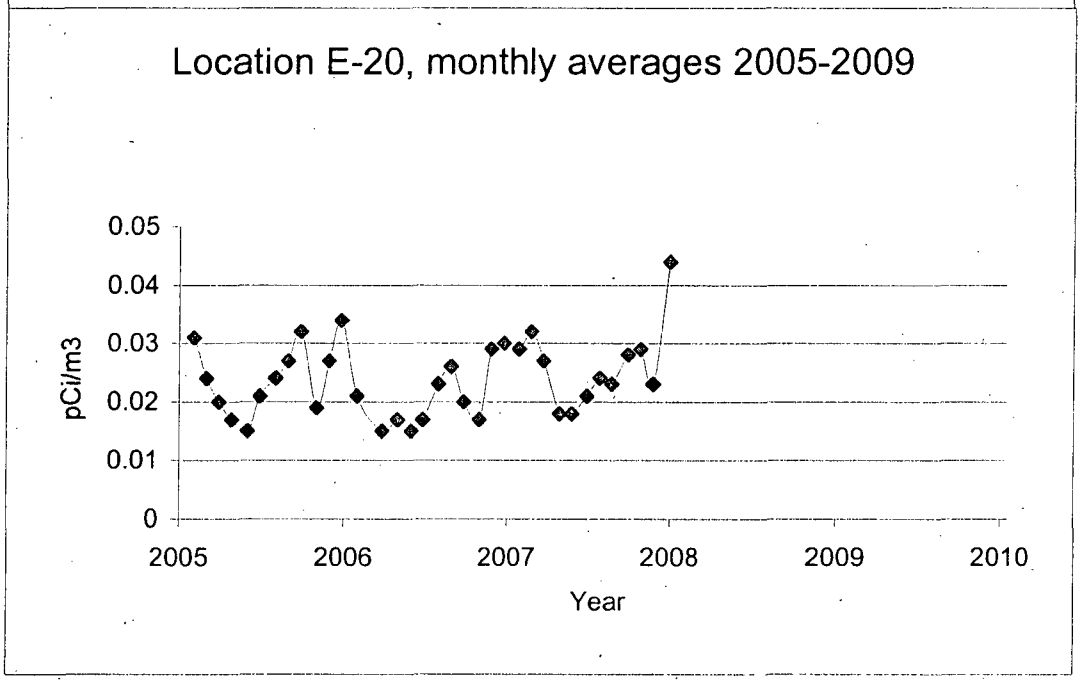

APPENDIX 2

Environmental, Inc. Midwest Laboratory
Groundwater Monitoring Results for the Point Beach Nuclear Plant
Reporting Period: January – December 2007

Environmental, Inc.
Midwest Laboratory
an Allegheny Technologies Co.

700 Landwehr Road • Northbrook, IL 60062-2310
ph. (847) 564-0700 • fax (847) 564-4517

Dr. Kjell A. Johansen
Sr. Chemist- Environmental
Point Beach Nuclear Plant
Wisconsin Electric Power Company
6610 Nuclear Road
Two Rivers, Wisconsin 54241

LABORATORY REPORT NO.: 8006-100-753
DATE: 03-08-2007
SAMPLES RECEIVED: 01-09-2007
PURCHASE ORDER NO.:

Below are the results of the analyses for tritium in two water samples.

Sample Description		Beach Drain	
	S-1	S-3	S-3
Collection Date	01-04-07	01-04-07	01-04-07
Lab Code	EW-179	EW-180	EW-181[a]
Isotope	Concentration / LLD (pCi/L)		
H-3	168 ± 90/ < 166	174 ± 90/ < 166	116 ± 88/ < 166

[a] Denotes a duplicate.
The error given is the probable counting error at 95% confidence level and LLD values are based on 4.66 sigma counting error for the background sample.

Sincerely,

Bronia Grob, M. S.
Laboratory Manager

APPROVED BY

Tony Coorlim,
Quality Assurance

Environmental, Inc.
Midwest Laboratory
an Allegheny Technologies Co

700 Landwehr Road • Northbrook, IL 60062-2310
ph (847) 564-0700 • fax (847) 564-4517

Dr. Kjell Johansen
FPL Energy
Point Beach Nuclear Plant
6610 Nuclear Road
Two Rivers, Wisconsin 54241

LABORATORY REPORT NO.: 8006-100-813
DATE: 02-19-2008
SAMPLES RECEIVED: 02-12-2008
PURCHASE ORDER NO.:

Below is the result of the analysis for tritium in one water samples collected February 7, 2008.

Sample Description	Lab Code	Concentration / LLD (pCi/L) H-3
S-1 (Beach Drain)	EXW-514	302 ± 77 / < 153

The error given is the probable counting error at the 95% confidence level. The less than (<) value, is based on 4.66 sigma counting error for the background sample.

Sincerely,

Bronia Grob, M. S.
Laboratory Manager

E-mail: Kjell_Johansen@fpl.com

APPROVED BY

Tony Coorlim,
Quality Assurance

Environmental, Inc.
Midwest Laboratory
an Allegheny Technologies Co.

700 Landwehr Road • Northbrook, IL 60062-2310
ph. (847) 564-0700 • fax (847) 564-4517

Dr. Kjell A. Johansen
Sr. Chemist- Environmental
Point Beach Nuclear Plant
Wisconsin Electric Power Company
6610 Nuclear Road
Two Rivers, Wisconsin 54241

LABORATORY REPORT NO.: 8006-100-754
DATE: 03-30-2007
SAMPLES RECEIVED: 03-16-2007
PURCHASE ORDER NO.:

Below are the results of the analyses for tritium in three water samples.

Sample Description		Beach Drain	
	S-1	S-3	S-8
Collection Date	03-13-07	03-13-07	03-13-07
Lab Code	EXW-1464	EXW-1465	EXW-1466
Isotope	Concentration / LLD (pCi/L)		
H-3	683 ± 102/ < 140	269 ± 89/ < 145	443 ± 96/ < 145

The error given is the probable counting error at 95% confidence level and LLD values are based on 4.66 sigma counting error for the background sample.

Sincerely,

Bronia Grob, M. S.
Laboratory Manager

APPROVED BY

Tony Coorlim,
Quality Assurance

Environmental, Inc.
Midwest Laboratory
an Allegheny Technologies Co.

700 Landwehr Road • Northbrook, IL 60062-2310
ph. (847) 564-0700 • fax (847) 564-4517

Dr. Kjell A. Johansen
Sr. Chemist- Environmental
Point Beach Nuclear Plant
Wisconsin Electric Power Company
6610 Nuclear Road
Two Rivers, Wisconsin 54241

LABORATORY REPORT NO.: 8006-100-762
DATE: 05-10-2007
SAMPLES RECEIVED: 04-27-2007
PURCHASE ORDER NO.:

Below are the results of the analyses for tritium in two water samples.

Sample Description	Beach Drain	
	S-1	S-3
Collection Date	04-25-07	04-25-07
Lab Code	EXW-2443	EXW-2444
Isotope	Concentration / LLD (pCi/L)	
H-3	174 ± 90/ < 157	120 ± 88/ < 157

The error given is the probable counting error at 95% confidence level and LLD values are based on 4.66 sigma counting error for the background sample.

Sincerely,

Bronia Grob, M. S.
Laboratory Manager

APPROVED BY

Tony Coorlim,
Quality Assurance

Environmental, Inc.
Midwest Laboratory
an Allegheny Technologies Co.

700 Landwehr Road • Northbrook, IL 60062-2310
ph. (847) 564-0700 • fax (847) 564-4517

Dr. Kjell A. Johansen
Sr. Chemist- Environmental
Point Beach Nuclear Plant
6610 Nuclear Road
Two Rivers, Wisconsin 54241

LABORATORY REPORT NO.: 8006-100-764
DATE: 05-22-2007
SAMPLES RECEIVED: 05-15-2007
PURCHASE ORDER NO.:

Below are the results of the analyses for tritium in two water samples.

Sample Description	Beach Drain	
	S-1	S-3
Collection Date	05-11-07	05-11-07
Lab Code	EXW-2767	EXW-2768
Isotope	Concentration / LLD (pCi/L)	
H-3	208 ± 102/ < 179	165 ± 100/ < 179

The error given is the probable counting error at 95% confidence level and LLD values are based on 4.66 sigma counting error for the background sample.

Sincerely,

Bronia Grob, M. S.
Laboratory Manager

APPROVED BY

Tony Goorlim,
Quality Assurance

Environmental, Inc.
Midwest Laboratory
an Allegheny Technologies Co.

700 Landwehr Road • Northbrook, IL 60062-2310
ph. (847) 564-0700 • fax (847) 564-4517

Dr. Kjell A. Johansen
Sr. Chemist- Environmental
Point Beach Nuclear Plant
Wisconsin Electric Power Company
6610 Nuclear Road
Two Rivers, Wisconsin 54241

LABORATORY REPORT NO.: 8006-100-769
DATE: 06-21-2007
SAMPLES RECEIVED: 06-11-2007
PURCHASE ORDER NO.:

Below is the result of the analysis for tritium in one water sample.

Sample Description	Beach Drain S-3
Collection Date	06-06-07
Lab Code	EXW-3502

Isotope	Concentration / LLD (pCi/L)
H-3	336 ± 98 / 169

The error given is the probable counting error at 95% confidence level and LLD values are based on 4.66 sigma counting error for the background sample.

Sincerely,

Bronia Grob,
Laboratory Manager

APPROVED BY

Tony Coorlim,
Quality Assurance

Environmental, Inc.
Midwest Laboratory
an Allegheny Technologies Co.

Dr. Kjell Johansen

Point Beach Nuclear Plant
6610 Nuclear Road
Two Rivers, Wisconsin 54241

LABORATORY REPORT NO.: 8006-100-772
DATE: 07/30/2007
SAMPLES RECEIVED: 07/06/2007
PURCHASE ORDER NO.:

Sample ID	Lab Code	Collection Date	H-3 (pCi/L)	LLD
S-1, Beach Drain	EXW-4047	07/03/07	243 ± 103	< 176
S-3, Beach Drain	EXW-4048	07/03/07	270 ± 88	< 143

The error given is the probable counting error at the 95% confidence level.
Less than (<) values are based on a 4.66 sigma counting error for the background sample.

SA Coorlim
Quality Assurance

Bronia Grob
Laboratory Manager

Environmental, Inc.
Midwest Laboratory
an Allegheny Technologies Co.

Dr. Kjell Johansen

Point Beach Nuclear Plant
6610 Nuclear Road
Two Rivers, Wisconsin 54241

LABORATORY REPORT NO.: 8006-100-776
DATE: 09/07/2007
SAMPLES RECEIVED: 08/14/2007
PURCHASE ORDER NO.:

Sample ID	Lab Code	Collection Date	H-3 (pCi/L)	LLD
Façade Subsoil Sump Composite	EXW-5147	07/03/07	708 ± 127	< 189
S-1, Beach Drain	EXW-5296	08/09/07	246 ± 91	< 152
S-3, Beach Drain	EXW-5297	08/09/07	358 ± 96	< 152

The error given is the probable counting error at the 95% confidence level.
Less than (<) values are based on a 4.66 sigma counting error for the background sample.

SA Coorlim
Quality Assurance

Bronia Grob
Laboratory Manager

Environmental, Inc.
Midwest Laboratory
an Allegheny Technologies Co.

Dr. Kjell Johansen

Point Beach Nuclear Plant
6610 Nuclear Road
Two Rivers, Wisconsin 54241

LABORATORY REPORT NO.: 8006-100-782
DATE: 09/24/2007
SAMPLES RECEIVED: 09/17/2007
PURCHASE ORDER NO.:

Sample ID	Lab Code	Collection Date	H-3 (pCi/L)	LLD
S-3	EXW-5914	09/05/07	299 ± 96	< 165
GW-11	EXWW-6038	08/27/07	248 ± 102	< 185
GW-12	EXWW-6039	08/29/07	93 ± 96	< 185
GW-13	EXWW-6040	08/29/07	70 ± 95	< 185
GW-13 (duplicate)	EXWW-6041	08/29/07	136 ± 98	< 185
GW-14	EXWW-6042	08/11/07	189 ± 100	< 185
GW-15	EXWW-6043	09/04/07	224 ± 101	< 185
GW-16	EXWW-6044	09/04/07	15 ± 92	< 185
2Z-361B	EXWW-6177	03/10/07	4207 ± 213	< 189
2Z-361B (Duplicate)	EXWW-6178	03/10/07	4205 ± 213	< 189
2Z-361A	EXWW-6179	03/10/07	-20 ± 93	< 189
1Z-361A	EXWW-6180	03/10/07	1019 ± 133	< 189
1Z-361B	EXWW-6181	05/07/07	168 ± 101	< 188
2Z-361B	EXWW-6182	06/26/07	2678 ± 177	< 186
1Z-361A	EXWW-6183	06/26/07	1381 ± 143	< 186
2Z-361A	EXWW-6184	07/27/07	47 ± 94	< 185
1Z-361B	EXWW-6185	07/27/07	183 ± 100	< 185
Façade, Subsoil Sump	EXWW-6192	09/01/07	529 ± 105	< 165

The error given is the probable counting error at the 95% confidence level.
Less than (<) values are based on a 4.66 sigma counting error for the background sample.

SA Coorlim
Quality Assurance

Bronia Grob
Laboratory Manager

Environmental, Inc.
Midwest Laboratory
an Allegheny Technologies Co.

Dr. Kjell Johansen

Point Beach Nuclear Plant
6610 Nuclear Road
Two Rivers, Wisconsin 54241

LABORATORY REPORT NO.: 8006-100-785
DATE: 10/16/2007
SAMPLES RECEIVED: 09/28/2007
PURCHASE ORDER NO.:

Sample ID	Lab Code	Collection Date	H-3 (pCi/L)	LLD
GW-04	EXWW-6544	09/26/07	36 ± 101	< 189
S-1 (Beach Drain)	EXWW-6773	10/04/07	112 ± 107	< 195
S-3 (Beach Drain)	EXWW-6774	10/04/07	46 ± 104	< 195

Approval _____
WBS/GL _____
RECEIVED
OCT 24 2007
- ACCOUNTS PAYABLE - PBNP
INV # _____ Status _____
Rec Notice # _____

The error given is the probable counting error at the 95% confidence level.
Less than (<) values are based on a 4.66 sigma counting error for the background sample.

SA Coorlim
Quality Assurance

Bronia Grob
Laboratory Manager

Environmental, Inc.
Midwest Laboratory
an Allegheny Technologies Co.

700 Landwehr Road • Northbrook, IL 60062-2310
ph. (847) 564-0700 • fax (847) 564-4517

Dr. Kjell A. Johansen
Sr. Chemist- Environmental
Point Beach Nuclear Plant
6610 Nuclear Road
Two Rivers, Wisconsin 54241

LABORATORY REPORT NO.:	8006-100-792
DATE:	12-28-2007
SAMPLES RECEIVED:	11-12-2007
PURCHASE ORDER NO.:	

Below are the results of the analyses for tritium in two water samples.

Sample Description	Beach Drain	
	S-1	S-3
Collection Date	11-08-07	11-08-07
Lab Code	EXW-7730	EXW-7731
Isotope	Concentration / LLD (pCi/L)	
H-3	588 ± 104/ < 151	234 ± 90/ < 151

The error given is the probable counting error at 95% confidence level and LLD values are based on 4.66 sigma counting error for the background sample.

Sincerely,

Bronia Grob, M. S.
Laboratory Manager

APPROVED BY

Tony Coorlim,
Quality Assurance

Environmental, Inc.
Midwest Laboratory
an Allegheny Technologies Co.

700 Landwehr Road • Northbrook, IL 60062-2310
ph. (847) 564-0700 • fax (847) 564-4517

Dr. Kjell A. Johansen
Sr. Chemist- Environmental
Point Beach Nuclear Plant
6610 Nuclear Road
Two Rivers, Wisconsin 54241

LABORATORY REPORT NO.:	8006-100-797
DATE:	12-21-2007
SAMPLES RECEIVED:	12-06-2007
PURCHASE ORDER NO.:	

Below are the results of the analyses for tritium in two water samples.

Sample Description	Beach Drain	
	S-1	S-3
Collection Date	12-04-07	12-04-07
Lab Code	EXW-8200	EXW-8201
Isotope	Concentration / LLD (pCi/L)	
H-3	321 ± 91/ < 145	238 ± 87/ < 145

The error given is the probable counting error at 95% confidence level and LLD values are based on 4.66 sigma counting error for the background sample.

Sincerely,

Bronia Grob, M. S.
Laboratory Manager

APPROVED BY _____
Tony Coorlim,
Quality Assurance

Environmental, Inc.
Midwest Laboratory
an Allegheny Technologies Co.

700 Landwehr Road • Northbrook, IL 60062-2310
ph. (847) 564-0700 • fax (847) 564-4517

Mr. Gary Corell
Point Beach Nuclear Plant
Wisconsin Electric Power Co.
6610 Nuclear Road
Two Rivers, Wisconsin 54241

LABORATORY REPORT NO.: 8006-100-757
DATE: 04-03-07
SAMPLES RECEIVED: 03-06-07

Dear Mr. Corell:

Below is the result of the analysis for tritium in one water sample.

Location	Date Collected	Lab Code	Concentration H-3 (pCi/L) Activity	MDA
EC E1C EW-04	02-10-07	EWW-1199	31 ± 88	<181

For those isotopes where both an activity and an MDA value are given, the MDA value should be considered as the reportable value (based on a 4.66 sigma counting error for the background sample) and the activity is presented for information only. For isotopes where an activity value is given, but no MDA value, the activity is considered the reportable value and the error given is the probable counting error at the 95% confidence level.

cc: K. Johansen

Sincerely,

Ellen Saar
Project Coordinator

APPROVED BY _____
Bronia Grob, M.S.
Laboratory Manager

Environmental, Inc.
Midwest Laboratory
an Allegheny Technologies Co.

700 Landwehr Road • Northbrook, IL 60062-2310
ph. (847) 564-0700 • fax (847) 564-4517

Dr. Kjell A. Johansen
Sr. Chemist- Environmental
Point Beach Nuclear Plant
Wisconsin Electric Power Company
6610 Nuclear Road
Two Rivers, Wisconsin 54241

LABORATORY REPORT NO.: 8006-100-756
DATE: 04-17-2007
SAMPLES RECEIVED: 03-30-2007
PURCHASE ORDER NO.:

Below are the results of tritium analyses on six water samples.

Sample Description	Lab Code	Concentration/LLD H-3 (pCi/L)	Collection Date
GW-01 (Bridge)	EWW-1750	87 ± 92 / < 169	03-28-07
GW-02 (East Creek)	EWW-1751	225 ± 98 / < 169	03-28-07
GW-03 (West Creek)	EWW-1752	116 ± 94 / < 169	03-28-07
GW-04 (Energy Center)	EWW-1753	76 ± 92 / < 169	03-28-07
GW-05 (Warehouse 6)	EWW-1754	21 ± 90 / < 169	03-28-07
GW-06 (SBCC)	EWW-1755	-89 ± 85 / < 169	03-28-07
GW-06 (SBCC)	EWW-1756[a]	-10 ± 88 / < 169	03-28-07

[a] Denotes a duplicate.
The less than, (<), value is based on 4.66 counting error for background sample. The error given is the probable counting error at 95% confidence level.

Sincerely,

Bronia Grob, M. S.
Laboratory Manager

APPROVED BY

Tony Coorlim,
Quality Assurance

Environmental, Inc.
Midwest Laboratory
an Allegheny Technologies Co.

700 Landwehr Road • Northbrook, IL 60062-23
ph. (847) 564-0700 • fax (847) 564-4517

Dr. Kjell Johansen
Point Beach Nuclear Plant
6610 Nuclear Road
Two Rivers, Wisconsin 54241

LABORATORY REPORT NO.: 8006-100-760
DATE: 06-18-07
SAMPLES RECEIVED: 04-16-07

Well Water, analyses for gross beta, iodine-131, tritium, strontium-89, strontium-90 and gamma emitting isotopes.

Lab Code	EWW- 2008		EWW- 2010	
Date Collected	04-11-07		04-11-07	
Location	GW-06 SBCC		GW-5	
Isotope	Activity / MDC (pCi/L)		Activity / MDC (pCi/L)	
Gross Beta	4.84 ± 3.19	< 5.82	9.37 ± 2.68	< 4.45
I-131	-0.090 ± 0.22	< 0.40	-0.23 ± 0.20	< 0.39
Sr-89	0.033 ± 0.49	< 0.56	-0.45 ± 0.45	< 0.57
Sr-90	0.094 ± 0.24	< 0.49	0.19 ± 0.22	< 0.42
H-3	99.5 ± 87.2	< 166.7	64.4 ± 85.6	< 166.7

The error given is the probable counting error at the 95% confidence level. The less than value (<) is based on a 4.66 s counting error for the background sample.

Gamma *

Be-7	-11.37 ± 18.30	< 42.58	8.69 ± 13.50	< 26.49
Mn-54	-0.87 ± 2.07	< 3.48	1.01 ± 1.56	< 2.78
Co-58	1.67 ± 2.09	< 3.71	0.70 ± 1.25	< 1.95
Co-60	1.11 ± 1.79	< 2.08	0.20 ± 1.46	< 1.93
Fe-59	-2.22 ± 3.35	< 4.01	-4.30 ± 3.09	< 3.13
Zn-65	-3.26 ± 3.90	< 3.39	1.21 ± 3.33	< 5.37
Zr-Nb-95	-0.28 ± 2.24	< 4.19	-0.52 ± 1.74	< 1.99
Ru-103	-0.84 ± 1.97	< 5.19	-1.40 ± 1.56	< 2.57
Cs-134	-2.17 ± 2.20	< 2.78	0.95 ± 1.29	< 2.48
Cs-137	-1.31 ± 2.34	< 2.43	-1.07 ± 1.58	< 2.72
Ba-La-140	1.87 ± 2.16	< 3.30	-0.17 ± 1.78	< 2.75

*For those isotopes where both an activity and an MDC value are given, the MDC value should be considered as the reportable value (based on a 4.66 sigma counting error for the background sample) and the activity is presented for information only. For isotopes where an activity is given, but no MDC value, the activity is considered the reportable value and the error given is the probable counting error at the 95% confidence level.

Approved:

B. Grob
Laboratory Manager

Sincerely,

SA Coorlim
Quality Assurance

Environmental, Inc.
Midwest Laboratory
an Allegheny Technologies Co.

700 Landwehr Road • Northbrook, IL 60062-2310
ph. (847) 564-0700 • fax (847) 564-4517

Mr. Gary Corell
Point Beach Nuclear Plant
Wisconsin Electric Power Co.
6610 Nuclear Road
Two Rivers, Wisconsin 54241

LABORATORY REPORT NO.: 8006-100-765
DATE: 05-30-07
SAMPLES RECEIVED: 04-27-07

Dear Mr. Corell:

Below are the results of the analyses for tritium in four water samples.

Location	Date Collected	Lab Code	Concentration H-3 (pCi/L) Activity	MDA
GW-01 E-001 Met Tower	04-25-07	EWW-2445	-79 ± 79	<157
East Creek GW-02	04-25-07	EWW-2446	93 ± 87	<157
West Creek GW-03	04-25-07	EWW-2447	-77 ± 79	<157
EC GW-04	04-25-07	EWW-2448	-156 ± 75	<157

For those isotopes where both an activity and an MDA value are given, the MDA value should be considered as the reportable value (based on a 4.66 sigma counting error for the background sample) and the activity is presented for information only. For isotopes where an activity value is given, but no MDA value, the activity is considered the reportable value and the error given is the probable counting error at the 95% confidence level.

cc: K. Johansen

Sincerely,

Ellen Saar
Project Coordinator

APPROVED BY _____
Bronia Grob, M.S.
Laboratory Manager

Environmental, Inc.
Midwest Laboratory
an Allegheny Technologies Co.

700 Landwehr Road • Northbrook, IL 60062-2310
ph. (847) 564-0700 • fax (847) 564-4517

Mr. Gary Corell
Point Beach Nuclear Plant
Wisconsin Electric Power Co.
6610 Nuclear Road
Two Rivers, Wisconsin 54241

LABORATORY REPORT NO.: 8006-100-770
DATE: 07-03-07
SAMPLES RECEIVED: 06-05-07

Dear Mr. Corell:

Below are the results of the analyses for tritium in six water samples.

Location	Date Collected	Lab Code	Concentration H-3 (pCi/L) Activity	MDA
E-001 Met Tower GW-01	05-31-07	ESW-3364	98 ± 80	<143
East Creek GW-02	05-31-07	ESW-3365	102 ± 88	<169
West Creek GW-03	05-31-07	ESW-3366	72 ± 87	<169
EC GW-04	05-31-07	EWW-3367	185 ± 92	-
North Side Bog	05-31-07	ESW-3368	223 ± 94	-
Energy Center Bog	05-31-07	ESW-3369	398 ± 101	-

For those isotopes where both an activity and an MDA value are given, the MDA value should be considered as the reportable value (based on a 4.66 sigma counting error for the background sample) and the activity is presented for information only. For isotopes where an activity value is given, but no MDA value, the activity is considered the reportable value and the error given is the probable counting error at the 95% confidence level.

cc: K. Johansen

Sincerely,

Ellen Saar
Project Coordinator

APPROVED BY _____
Bronia Grob, M.S.
Laboratory Manager

Environmental, Inc.
Midwest Laboratory
an Allegheny Technologies Co.

700 Landwehr Road • Northbrook, IL 60062-2310
ph. (847) 564-0700 • fax (847) 564-4517

Mr. Gary Corell
Point Beach Nuclear Plant
Wisconsin Electric Power Co.
6610 Nuclear Road
Two Rivers, Wisconsin 54241

LABORATORY REPORT NO.: 8006-100-773
DATE: 08-06-07
SAMPLES RECEIVED: 06-29-07

Dear Mr. Corell:

Below are the results of the analyses for tritium in four water samples.

Location	Date Collected	Lab Code	Concentration H-3 (pCi/L) Activity	MDA
E-001 Met Tower GW-01	06-27-07	ESW-3977	-1 ± 75	<143
East Creek GW-02	06-27-07	ESW-3978	73 ± 79	<143
West Creek GW-03	06-27-07	ESW-3979	129 ± 82	<143
EC GW-04	06-27-07	EWW-3980	43 ± 77	<143

For those isotopes where both an activity and an MDA value are given, the MDA value should be considered as the reportable value (based on a 4.66 sigma counting error for the background sample) and the activity is presented for information only. For isotopes where an activity value is given, but no MDA value, the activity is considered the reportable value and the error given is the probable counting error at the 95% confidence level.

cc: K. Johansen

Sincerely,

Ellen Saar

Ellen Saar
Project Coordinator

APPROVED BY _____
for Bronia Grob, M.S.
Laboratory Manager

Environmental, Inc.
Midwest Laboratory
an Allegheny Technologies Co.

700 Landwehr Road • Northbrook, IL 60062-2310
ph. (847) 564-0700 • fax (847) 564-4517

Mr. Gary Corell
Point Beach Nuclear Plant
Wisconsin Electric Power Co.
6610 Nuclear Road
Two Rivers, Wisconsin 54241

LABORATORY REPORT NO.: 8006-100-778
DATE: 08-31-07
SAMPLES RECEIVED: 07-30-07

Dear Mr. Corell:

Below are the results of the analyses for tritium in four water samples.

Location	Date Collected	Lab Code	Concentration H-3 (pCi/L) Activity	MDA
E-001 Met Tower GW-01	07-25-07	ESW-4779	126 ± 107	<195
East Creek GW-02	07-25-07	ESW-4780	103 ± 107	<195
West Creek GW-03	07-25-07	ESW-4781	30 ± 104	<195
EC GW-04	07-25-07	EWW-4782	-9 ± 80	<153

For those isotopes where both an activity and an MDA value are given, the MDA value should be considered as the reportable value (based on a 4.66 sigma counting error for the background sample) and the activity is presented for information only. For isotopes where an activity value is given, but no MDA value, the activity is considered the reportable value and the error given is the probable counting error at the 95% confidence level.

cc: K. Johansen

Sincerely,

Ellen Saar
Project Coordinator

APPROVED BY _____
Bronia Grob, M.S.
Laboratory Manager

REC'D SEP 28 2007

Environmental, Inc.
Midwest Laboratory
an Allegheny Technologies Co.

700 Landwehr Road • Northbrook, IL 60062-23
ph. (847) 564-0700 • fax (847) 564-4517

Dr. Kjell Johansen
Point Beach Nuclear Plant
6610 Nuclear Road
Two Rivers, Wisconsin 54241

LABORATORY REPORT NO.: 8006-100-779
DATE: 08-24-07
SAMPLES RECEIVED: 07-16-07

Well Water, analyses for gross beta, iodine-131, tritium, strontium-89, strontium-90 and gamma emitting isotopes.

Lab Code	EWW- 4297		EWW- 4300	
Date Collected	07-12-07		07-12-07	
Location	GW-06 SBCC		GW-5 WAREHOUSE 6	
Isotope	Activity / MDC (pCi/L)		Activity / MDC (pCi/L)	
Gross Beta	0.21 ± 0.75	< 1.12	3.15 ± 0.79	< 1.03
I-131	0.18 ± 0.24	< 0.36	0.13 ± 0.25	< 0.36
Sr-89	0.50 ± 0.71	< 0.81	-0.05 ± 0.57	< 0.60
Sr-90	-0.17 ± 0.32	< 0.74	0.10 ± 0.27	< 0.56
H-3	56 ± 79	< 146	21 ± 78	< 146

The error given is the probable counting error at the 95% confidence level. The less than value (<) is based on a 4.66 s counting error for the background sample.

Gamma *

Be-7	-22.22 ± 28.69	< 31.62	-0.73 ± 22.83	< 41.98
Mn-54	0.28 ± 3.89	< 4.53	-0.68 ± 3.15	< 2.12
Co-58	-1.30 ± 3.95	< 5.78	2.80 ± 2.90	< 4.08
Co-60	0.14 ± 4.53	< 5.86	1.25 ± 3.64	< 4.16
Fe-59	-2.76 ± 6.37	< 10.66	2.21 ± 6.27	< 8.85
Zn-65	-3.23 ± 6.66	< 3.34	-5.03 ± 7.51	< 4.01
Zr-Nb-95	-3.85 ± 3.47	< 5.37	0.53 ± 3.67	< 6.66
Ru-103	-1.69 ± 3.59	< 6.28	2.02 ± 2.97	< 5.90
Cs-134	1.29 ± 2.96	< 5.34	-3.15 ± 3.82	< 5.03
Cs-137	0.09 ± 3.27	< 4.88	0.97 ± 3.71	< 3.89
Ba-La-140	2.49 ± 3.84	< 5.61	1.42 ± 3.88	< 8.25

*For those isotopes where both an activity and an MDC value are given, the MDC value should be considered as the reportable value (based on a 4.66 sigma counting error for the background sample) and the activity is presented for information only. For isotopes where an activity is given, but no MDC value, the activity is considered the reportable value and the error given is the probable counting error at the 95% confidence level.

Sincerely,

Approved:

B. Grob
Laboratory Manager

SA Coorlim
Quality Assurance

Environmental, Inc.
Midwest Laboratory
an Allegheny Technologies Co.

700 Landwehr Road • Northbrook, IL 60062-2310
ph. (847) 564-0700 • fax (847) 564-4517

Mr. Gary Corell
Point Beach Nuclear Plant
Wisconsin Electric Power Co.
6610 Nuclear Road
Two Rivers, Wisconsin 54241

LABORATORY REPORT NO.: 8006-100-783CR
DATE: 03-31-08
SAMPLES RECEIVED: 08-31-07

Dear Mr. Corell:

Below are the results of the analyses for tritium in four water samples.

Location	Date Collected	Lab Code	Concentration H-3 (pCi/L) Activity	MDA
E-001 (GW-01)	08-29-07	ESW-5867	88 ± 86	<166
East Creek (GW-02)	08-29-07	ESW-5868	103 ± 87	<166
West Creek (GW-03)	08-29-07	ESW-5869	164 ± 90	<166
Duplicate of 5869	08-29-07	ESW-5870	126 ± 88	<166
EC (GW-04)	08-29-07	EWW-5871	124 ± 88	<166

For those isotopes where both an activity and an MDA value are given, the MDA value should be considered as the reportable value (based on a 4.66 sigma counting error for the background sample) and the activity is presented for information only. For isotopes where an activity value is given, but no MDA value, the activity is considered the reportable value and the error given is the probable counting error at the 95% confidence level.

cc: K. Johansen

Ellen Saar
Project Coordinator

APPROVED BY _____
Bronia Grob, M.S.
Laboratory Manager

Environmental, Inc.
Midwest Laboratory
an Allegheny Technologies Co.

Dr. Kjell Johansen

Point Beach Nuclear Plant
6610 Nuclear Road
Two Rivers, Wisconsin 54241

LABORATORY REPORT NO.:	8006-100-785
DATE:	10/16/2007
SAMPLES RECEIVED:	09/28/2007
PURCHASE ORDER NO.:	

Sample ID	Lab Code	Collection Date	H-3 (pCi/L)	LLD
GW-04	EXWW-6544	09/26/07	36 ± 101	< 189
S-1 (Beach Drain)	EXWW-6773	10/04/07	112 ± 107	< 195
S-3 (Beach Drain)	EXWW-6774	10/04/07	46 ± 104	< 195

Approval _____
WBS/GL _____
RECEIVED
OCT 24 2007
- ACCOUNTS PAYABLE - PBNP
INV # _____ Status _____
Rec Notice # _____

The error given is the probable counting error at the 95% confidence level.
Less than (<) values are based on a 4.66 sigma counting error for the background sample.

SA Coorlim
Quality Assurance

Bronia Grob
Laboratory Manager

Environmental, Inc.
Midwest Laboratory
an Allegheny Technologies Co.

Dr. Kjell Johansen

Point Beach Nuclear Plant
6610 Nuclear Road
Two Rivers, Wisconsin 54241

LABORATORY REPORT NO.: 8006-100-782
DATE: 09/24/2007
SAMPLES RECEIVED: 09/17/2007
PURCHASE ORDER NO.:

Sample ID	Lab Code	Collection Date	H-3 (pCi/L)	LLD
S-3	EXW-5914	09/05/07	299 ± 96	< 165
GW-11	EXWW-6038	08/27/07	248 ± 102	< 185
GW-12	EXWW-6039	08/29/07	93 ± 96	< 185
GW-13	EXWW-6040	08/29/07	70 ± 95	< 185
GW-13 (duplicate)	EXWW-6041	08/29/07	136 ± 98	< 185
GW-14	EXWW-6042	08/11/07	189 ± 100	< 185
GW-15	EXWW-6043	09/04/07	224 ± 101	< 185
GW-16	EXWW-6044	09/04/07	15 ± 92	< 185
2Z-361B	EXWW-6177	03/10/07	4207 ± 213	< 189
2Z-361B (Duplicate)	EXWW-6178	03/10/07	4205 ± 213	< 189
2Z-361A	EXWW-6179	03/10/07	-20 ± 93	< 189
1Z-361A	EXWW-6180	03/10/07	1019 ± 133	< 189
1Z-361B	EXWW-6181	05/07/07	168 ± 101	< 188
2Z-361B	EXWW-6182	06/26/07	2678 ± 177	< 186
1Z-361A	EXWW-6183	06/26/07	1381 ± 143	< 186
2Z-361A	EXWW-6184	07/27/07	47 ± 94	< 185
1Z-361B	EXWW-6185	07/27/07	183 ± 100	< 185
Façade, Subsoil Sump	EXWW-6192	09/01/07	529 ± 105	< 165

The error given is the probable counting error at the 95% confidence level.
Less than (<) values are based on a 4.66 sigma counting error for the background sample.

SA Coorlim
Quality Assurance

Bronia Grob
Laboratory Manager

Environmental, Inc.
Midwest Laboratory
an Allegheny Technologies Co.

Dr. Kjell Johansen

Point Beach Nuclear Plant
6610 Nuclear Road
Two Rivers, Wisconsin 54241

LABORATORY REPORT NO.: 8006-100-804
DATE: 01/18/2008
SAMPLES RECEIVED: 10/12/2007
PURCHASE ORDER NO.:

Sample ID	Lab Code	Collection Date	H-3 (pCi/L)	LLD
GW-05 (Warehouse 6)	EWW-6865	10/09/07	65 ± 81	< 148
GW-06 (Site Boundary Control Center)	EWW-6866	10/09/07	39 ± 80	< 148

The error given is the probable counting error at the 95% confidence level.
Less than (<) values are based on a 4.66 sigma counting error for the background sample.

SA Coorlim
Quality Assurance

Bronia Grob
Laboratory Manager

Environmental, Inc.
Midwest Laboratory
an Allegheny Technologies Co.

700 Landwehr Road • Northbrook, IL 60062-2310
ph. (847) 564-0700 • fax (847) 564-4517

Mr. Gary Corell
Point Beach Nuclear Plant
Wisconsin Electric Power Co.
6610 Nuclear Road
Two Rivers, Wisconsin 54241

LABORATORY REPORT NO.: 8006-100-802
DATE: 01-02-08
SAMPLES RECEIVED: 12-03-07

Dear Mr. Corell:

Below are the results of the analyses for tritium in four water samples.

Location	Date Collected	Lab Code	Concentration H-3 (pCi/L) Activity	MDA
E-001 GW-01	ND[a]			
East Creek GW-02	ND[a]			
West Creek GW-03	ND[a]			
EC GW-04	11-29-07	EWW-8128	-70 ± 79	<157

For those isotopes where both an activity and an MDA value are given, the MDA value should be considered as the reportable value (based on a 4.66 sigma counting error for the background sample) and the activity is presented for information only. For isotopes where an activity value is given, but no MDA value, the activity is considered the reportable value and the error given is the probable counting error at the 95% confidence level.
[a] "ND" = No data; ice buildup.

cc: K. Johansen

Ellen Saar
Project Coordinator

APPROVED BY _____
Bronia Grob, M.S.
Laboratory Manager

Environmental, Inc.
Midwest Laboratory
an Allegheny Technologies Co.

700 Landwehr Road • Northbrook, IL 60062-2310
ph. (847) 564-0700 • fax (847) 564-4517

Dr. Kjell Johansen
FPL Energy
Point Beach Nuclear Plant
6610 Nuclear Road
Two Rivers, Wisconsin 54241

LABORATORY REPORT NO.: 8006-100-796
DATE: 01-07-2008
SAMPLES RECEIVED: 12-19-2007
PURCHASE ORDER NO.:

Below are the results of the analyses for tritium in six ground water samples collected December 13, 2007.

Sample Description	Lab Code	Concentration / LLD (pCi/L) H-3
GW-11 (MW-01)	EXWW-8460	116 ± 96 / < 173
GW-12 (MW-02)	EXWW-8461	-19 ± 90 / < 173
GW-13 (MW-06)	EXWW-8462	85 ± 95 / < 173
GW-14 (MW-05)	EXWW-8463	75 ± 94 / < 173
GW-15 (MW-04)	EXWW-8464	329 ± 104 / < 173
GW-16 (MW-03)	EXWW-8465	186 ± 99 / < 173

The error given is the probable counting error at the 95% confidence level. The less than (<) value, is based on 4.66 sigma counting error for the background sample.

Sincerely,

Bronia Grol, M.S.
Laboratory Manager

E-mail: Kjell_Johansen@fpl.com

APPROVED BY

Tony Coorlim,
Quality Assurance

Environmental, Inc.
Midwest Laboratory
an Allegheny Technologies Co.

700 Landwehr Road • Northbrook, IL 60062-2310
ph. (847) 564-0700 • fax (847) 564-4517

Mr. Gary Corell
Point Beach Nuclear Plant
6610 Nuclear Road
Two Rivers, Wisconsin 54241

LABORATORY REPORT NO.: 8006-100-810
DATE: 01-31-08
SAMPLES RECEIVED: 12-28-07

Dear Mr. Corell:

Below is the result of the analysis for tritium in one water sample.

Location	Date Collected	Lab Code	Concentration H-3 (pCi/L) Activity	MDA
E-001 GW-01	ND[a]			
East Creek GW-02	ND[a]			
West Creek GW-03	ND[a]			
EC GW-04	12-26-07	EWW-8622	107 ± 97	<176

For those isotopes where both an activity and an MDA value are given, the MDA value should be considered as the reportable value (based on a 4.66 sigma counting error for the background sample) and the activity is presented for information only. For isotopes where an activity value is given, but no MDA value, the activity is considered the reportable value and the error given is the probable counting error at the 95% confidence level.

[a] "ND" = No data; no flow.

cc: K. Johansen

Ellen Saar
Project Coordinator

APPROVED BY _____
Broma Grob, M.S.
Laboratory Manager

Environmental, Inc.
Midwest Laboratory
an Allegheny Technologies Co.

Dr. Kjell Johansen

Point Beach Nuclear Plant
6610 Nuclear Road
Two Rivers, Wisconsin 54241

LABORATORY REPORT NO.: 8006-100-782
DATE: 09/24/2007
SAMPLES RECEIVED: 09/17/2007
PURCHASE ORDER NO.:

Sample ID	Lab Code	Collection Date	H-3 (pCi/L)	LLD
S-3	EXW-5914	09/05/07	299 ± 96	< 165
GW-11	EXWW-6038	08/27/07	248 ± 102	< 185
GW-12	EXWW-6039	08/29/07	93 ± 96	< 185
GW-13	EXWW-6040	08/29/07	70 ± 95	< 185
GW-13 (duplicate)	EXWW-6041	08/29/07	136 ± 98	< 185
GW-14	EXWW-6042	08/11/07	189 ± 100	< 185
GW-15	EXWW-6043	09/04/07	224 ± 101	< 185
GW-16	EXWW-6044	09/04/07	15 ± 92	< 185
2Z-361B	EXWW-6177	03/10/07	4207 ± 213	< 189
2Z-361B (Duplicate)	EXWW-6178	03/10/07	4205 ± 213	< 189
2Z-361A	EXWW-6179	03/10/07	-20 ± 93	< 189
1Z-361A	EXWW-6180	03/10/07	1019 ± 133	< 189
1Z-361B	EXWW-6181	05/07/07	168 ± 101	< 188
2Z-361B	EXWW-6182	06/26/07	2678 ± 177	< 186
1Z-361A	EXWW-6183	06/26/07	1381 ± 143	< 186
2Z-361A	EXWW-6184	07/27/07	47 ± 94	< 185
1Z-361B	EXWW-6185	07/27/07	183 ± 100	< 185
Façade, Subsoil Sump	EXWW-6192	09/01/07	529 ± 105	< 165

The error given is the probable counting error at the 95% confidence level.
Less than (<) values are based on a 4.66 sigma counting error for the background sample.

SA Coorlim
Quality Assurance

Bronia Grob
Laboratory Manager

Environmental, Inc.
Midwest Laboratory
an Allegheny Technologies Co.

700 Landwehr Road • Northbrook, IL 60062-2310
ph. (847) 564-0700 • fax (847) 564-4517

Dr. Kjell A. Johansen
Sr. Chemist- Environmental
Point Beach Nuclear Plant
6610 Nuclear Road
Two Rivers, Wisconsin 54241

LABORATORY REPORT NO.: 8006-100-798
DATE: 12-26-2007
SAMPLES RECEIVED: 12-10-2007
PURCHASE ORDER NO.:

Below are the results of the analyses for tritium in two water samples.

Sample Description	Façade Well	
	U-1(Z-361A)	U-1(Z-361B)
Collection Date	09-24-07	09-24-07
Lab Code	EXW-8267	EXW-8268
Isotope	Concentration / LLD (pCi/L)	
H-3	1,525 ± 144/ < 190	223 ± 107/ < 190

The error given is the probable counting error at 95% confidence level and LLD values are based on 4.66 sigma counting error for the background sample.

Sincerely,

Bronia Grob, M. S.
Laboratory Manager

APPROVED BY

Tony Coorlim,
Quality Assurance

Environmental, Inc.
Midwest Laboratory
an Allegheny Technologies Co.

700 Landwehr Road • Northbrook, IL 60062-2310
ph. (847) 564-0700 • fax (847) 564-4517

Dr. Kjell A. Johansen
Sr. Chemist- Environmental
Point Beach Nuclear Plant
6610 Nuclear Road
Two Rivers, Wisconsin 54241

LABORATORY REPORT NO.: 8006-100-799
DATE: 01-07-2008
SAMPLES RECEIVED: 12-17-2007
PURCHASE ORDER NO.:

Below are the results of the analyses for tritium in two water samples.

Sample Description		Ground Water	
	2Z-361A	2Z-361B	2Z-361B
Collection Date	12-11-07	12-11-07	12-11-07
Lab Code	EXW-8377	EXW-8378	EXW-8379[a]
Isotope	Concentration / LLD (pCi/L)		
H-3	77 ± 94 / < 173	296 ± 103 / < 173	407 ± 107 / < 173

[a] Denotes a duplicate.
The error given is the probable counting error at 95% confidence level and LLD values are based on 4.66 sigma counting error for the background sample.

Sincerely,

Bronia Grob, M. S.
Laboratory Manager

APPROVED BY

Tony Coorlim,
Quality Assurance

Environmental, Inc.
Midwest Laboratory
an Allegheny Technologies Co.

Dr. Kjell Johansen

Point Beach Nuclear Plant
6610 Nuclear Road
Two Rivers, Wisconsin 54241

LABORATORY REPORT NO.: 8006-100-776
DATE: 09/07/2007
SAMPLES RECEIVED: 08/14/2007
PURCHASE ORDER NO.:

Sample ID	Lab Code	Collection Date	H-3 (pCi/L)	LLD
Façade Subsoil Sump Composite	EXW-5147	07/03/07	708 ± 127	< 189
S-1, Beach Drain	EXW-5296	08/09/07	246 ± 91	< 152
S-3, Beach Drain	EXW-5297	08/09/07	358 ± 96	< 152

The error given is the probable counting error at the 95% confidence level.
Less than (<) values are based on a 4.66 sigma counting error for the background sample.

SA Coorlim
Quality Assurance

Bronia Grob
Laboratory Manager

Environmental, Inc.
Midwest Laboratory
an Allegheny Technologies Co.

Dr. Kjell Johansen

Point Beach Nuclear Plant
6610 Nuclear Road
Two Rivers, Wisconsin 54241

LABORATORY REPORT NO.: 8006-100-780
DATE: 09/11/2007
SAMPLES RECEIVED: 08/20/2007
PURCHASE ORDER NO.:

Sample ID	Lab Code	Collection Date	H-3 (pCi/L)	LLD
Façade Subsoil Sump	EXW-5581	08/10/07	519 ± 120	< 188
Façade Subsoil Sump	EXW-5615	06/08/07	491 ± 120	< 190

The error given is the probable counting error at the 95% confidence level.
Less than (<) values are based on a 4.66 sigma counting error for the background sample.

SA Coorlim
Quality Assurance

Bronia Grob
Laboratory Manager

Environmental, Inc.
Midwest Laboratory
an Allegheny Technologies Co.

Dr. Kjell Johansen

Point Beach Nuclear Plant
6610 Nuclear Road
Two Rivers, Wisconsin 54241

LABORATORY REPORT NO.: 8006-100-782
DATE: 09/24/2007
SAMPLES RECEIVED: 09/17/2007
PURCHASE ORDER NO.:

Sample ID	Lab Code	Collection Date	H-3 (pCi/L)	LLD
S-3	EXW-5914	09/05/07	299 ± 96	< 165
GW-11	EXWW-6038	08/27/07	248 ± 102	< 185
GW-12	EXWW-6039	08/29/07	93 ± 96	< 185
GW-13	EXWW-6040	08/29/07	70 ± 95	< 185
GW-13 (duplicate)	EXWW-6041	08/29/07	136 ± 98	< 185
GW-14	EXWW-6042	08/11/07	189 ± 100	< 185
GW-15	EXWW-6043	09/04/07	224 ± 101	< 185
GW-16	EXWW-6044	09/04/07	15 ± 92	< 185
2Z-361B	EXWW-6177	03/10/07	4207 ± 213	< 189
2Z-361B (Duplicate)	EXWW-6178	03/10/07	4205 ± 213	< 189
2Z-361A	EXWW-6179	03/10/07	-20 ± 93	< 189
1Z-361A	EXWW-6180	03/10/07	1019 ± 133	< 189
1Z-361B	EXWW-6181	05/07/07	168 ± 101	< 188
2Z-361B	EXWW-6182	06/26/07	2678 ± 177	< 186
1Z-361A	EXWW-6183	06/26/07	1381 ± 143	< 186
2Z-361A	EXWW-6184	07/27/07	47 ± 94	< 185
1Z-361B	EXWW-6185	07/27/07	183 ± 100	< 185
Façade, Subsoil Sump	EXWW-6192	09/01/07	529 ± 105	< 165

The error given is the probable counting error at the 95% confidence level.
Less than (<) values are based on a 4.66 sigma counting error for the background sample.

SA Coorlim
Quality Assurance

Bronia Grob
Laboratory Manager

Environmental, Inc.
Midwest Laboratory
an Allegheny Technologies Co.

700 Landwehr Road • Northbrook, IL 60062-2310
ph. (847) 564-0700 • fax (847) 564-4517

Dr. Kjell A. Johansen
Sr. Chemist- Environmental
Point Beach Nuclear Plant
6610 Nuclear Road
Two Rivers, Wisconsin 54241

LABORATORY REPORT NO.: 8006-100-790
DATE: 11-06-2007
SAMPLES RECEIVED: 10-18-2007
PURCHASE ORDER NO.:

Below are the results of the analyses for tritium in one water sample.

Sample Description	Façade Subsoil Sump Composite	
Collection Date	10-11-07	
Lab Code	EXW-7297	
Isotope	Concentration / LLD (pCi/L)	
H-3	288 ± 109	< 189

The error given is the probable counting error at 95% confidence level and LLD values are based on 4.66 sigma counting error for the background sample.

Sincerely,

Bronia Grob, M. S.
Laboratory Manager

APPROVED BY

Tony Coorlim,
Quality Assurance

Environmental, Inc.
Midwest Laboratory
an Allegheny Technologies Co.

700 Landwehr Road • Northbrook, IL 60062-2310
ph. (847) 564-0700 • fax (847) 564-4517

Dr. Kjell A. Johansen
Sr. Chemist- Environmental
Point Beach Nuclear Plant
6610 Nuclear Road
Two Rivers, Wisconsin 54241

LABORATORY REPORT NO.: 8006-100-794
DATE: 12-10-2007
SAMPLES RECEIVED: 11-21-2007
PURCHASE ORDER NO.:

Below are the results of the analyses for tritium in one water sample.

Sample Description	Façade Subsoil Sump Composite	
Collection Date	11-07-07	
Lab Code	EXW-7943	
Isotope	Concentration / LLD (pCi/L)	
H-3	363 ± 108	< 183

The error given is the probable counting error at 95% confidence level and LLD values are based on 4.66 sigma counting error for the background sample.

Sincerely,

Bronia Grob,
Laboratory Manager

APPROVED BY

Tony Coorlim,
Quality Assurance

Environmental, Inc.
Midwest Laboratory
an Allegheny Technologies Co.

700 Landwehr Road • Northbrook, IL 60062-2310
ph. (847) 564-0700 • fax (847) 564-4517

Dr. Kjell A. Johansen
Sr. Chemist- Environmental
Point Beach Nuclear Plant
6610 Nuclear Road
Two Rivers, Wisconsin 54241

LABORATORY REPORT NO.:	8006-100-800
DATE:	01-07-2008
SAMPLES RECEIVED:	12-17-2007
PURCHASE ORDER NO.:	

Below is the result of the analysis for tritium in one water sample.

Sample Description	Façade Subsoil Sump Composite
Collection Date	12-07-07
Lab Code	EXW-8386

Isotope	Concentration / LLD (pCi/L)
H-3	489 ± 110 / < 173

The error given is the probable counting error at 95% confidence level and LLD values are based on 4.66 sigma counting error for the background sample.

Sincerely,

Bronia Grob, M. S.
Laboratory Manager

APPROVED BY _____
Tony Coorlim,
Quality Assurance

Environmental, Inc.
Midwest Laboratory
an Allegheny Technologies Co.

Dr. Kjell Johansen

Point Beach Nuclear Plant
6610 Nuclear Road
Two Rivers, Wisconsin 54241

LABORATORY REPORT NO.: 8006-100-768
DATE: 06/19/2007
SAMPLES RECEIVED: 06/11/2007
PURCHASE ORDER NO.:

Sample ID	Lab Code	Collection Date	H-3 (pCi/L)	LLD
SSD-U1, SW Facade	EXW-3476	05/24/07	317 ± 98	< 169
SSD-U2, NW Facade	EXW-3477	05/24/07	351 ± 99	< 169
Duplicate, EXW-3477	EXW-3478	05/24/07	405 ± 101	< 169
SSD-NSB-2	EXW-3479	05/24/07	221 ± 94	< 169
SSD-LIN	EXW-3480	05/25/07	213 ± 93	< 169
SSD-F5-1	EXW-3481	05/25/07	309 ± 97	< 169
SSD-A12.1	EXW-3482	05/25/07	809 ± 116	< 169
SSD-E-9.5 (Door 19)	EXW-3483	05/25/07	411 ± 102	< 169
SSD-EF-01	EXW-3484	05/25/07	1501 ± 140	< 181
SSD-F13.1	EXW-3485	05/25/07	451 ± 111	< 181
SSD-E13.1	EXW-3486	05/25/07	558 ± 114	< 181
SSD-F6	EXW-3487	05/25/07	242 ± 104	< 181
SSD-F7	EXW-3488	05/25/07	382 ± 109	< 181
SSD-F9.9	EXW-3489	05/25/07	363 ± 108	< 181
SSD-F8	EXW-3490	05/25/07	432 ± 110	< 181
SSD-B6.1	EXW-3491	05/25/07	317 ± 98	< 169
MH-01	EXW-3492	05/24/07	157 ± 101	< 181
MH-03	EXW-3493	05/24/07	145 ± 100	< 181
MH-04	EXW-3494	05/24/07	52 ± 86	< 169
MH-05	EXW-3495	05/24/07	150 ± 101	< 181
MH-02	EXW-3496	05/25/07	148 ± 101	< 181
MH-09	EXW-3497	05/24/07	127 ± 100	< 181
MH-10	EXW-3498	05/24/07	279 ± 105	< 181
Duplicate, EXW-3498	EXW-3499	05/24/07	304 ± 106	< 181
MH-14	EXW-3500	05/24/07	121 ± 100	< 181
MH-19	EXW-3501	05/24/07	165 ± 91	< 169

The error given is the probable counting error at the 95% confidence level.
Less than (<) values are based on a 4.66 sigma counting error for the background sample.

SA Coorlim
Quality Assurance

Bronia Grob
Laboratory Manager

Environmental, Inc.
Midwest Laboratory
an Allegheny Technologies Co.

700 Landwehr Road • Northbrook, IL 60062-2310
ph. (847) 564-0700 • fax (847) 564-4517

Dr. Kjell Johansen	LABORATORY REPORT NO.:	8006-100 -777
Point Beach Nuclear Plant	DATE:	08-13-07
6610 Nuclear Road	SAMPLES RECEIVED:	06-11-07
Two Rivers, Wisconsin 54241		

Well Water, analyses for iron-55, strontium-89, strontium-90 and gamma emitting isotopes.

Lab Code	EXW- 3484
Date Collected	05-25-07
Location	SSD-EF-01

Isotope	Activity / MDC (pCi/L)	
Fe-55	-156 ± 459	< 768
Sr-89	-0.15 ± 0.66	< 0.68
Sr-90	0.22 ± 0.28	< 0.55

The error given is the probable counting error at the 95% confidence level. The less than value (<) is based on a 4.66 sigma counting error for the background sample.

Gamma *

Be-7	-12.51 ± 12.83	< 26.69
Mn-54	0.89 ± 1.68	< 2.68
Co-58	1.12 ± 1.53	< 3.44
Co-60	1.68 ± 1.67	< 2.81
Fe-59	3.12 ± 3.84	< 4.61
Zn-65	-0.14 ± 3.29	< 3.32
Zr-Nb-95	0.69 ± 1.29	< 3.28
Ru-103	-1.52 ± 1.62	< 4.12
Cs-134	-0.69 ± 1.40	< 2.59
Cs-137	2.02 ± 1.78	< 3.36
Ba-La-140	2.59 ± 1.80	< 5.64

*For those isotopes where both an activity and an MDC value are given, the MDC value should be considered as the reportable value (based on a 4.66 sigma counting error for the background sample) and the activity is presented for information only. For isotopes where an activity is given, but no MDC value, the activity is considered the reportable value and the error given is the probable counting error at the 95% confidence level.

Approved:

B. Grob
Laboratory Manager

Sincerely,

SA Coorlim
Quality Assurance

Environmental, Inc.
Midwest Laboratory
an Allegheny Technologies Co.

700 Landwehr Road • Northbrook, IL 60062-2310
ph. (847) 564-0700 • fax (847) 564-4517

Dr. Kjell Johansen	LABORATORY REPORT NO.: 8006-100 -778
Point Beach Nuclear Plant	DATE: 08-13-07
6610 Nuclear Road	SAMPLES RECEIVED: 06-11-07
Two Rivers, Wisconsin 54241	

Ground Water, analyses for gamma emitting isotopes on solid portions.

Lab Code	EXW- 3491
Date Collected	05-25-07
Location	SSD-B6.1

Isotope	Activity / MDC (pCi/gdry)	
Gamma *		
Be-7	0.177 ± 0.308	< 0.878
K-40	5.436 ± 1.102	-
Mn-54	0.011 ± 0.034	< 0.047
Co-58	0.014 ± 0.030	< 0.068
Co-60	0.259 ± 0.052	-
Fe-59	-0.074 ± 0.066	< 0.121
Zn-65	-0.036 ± 0.064	< 0.112
Zr-Nb-95	-0.007 ± 0.034	< 0.077
Ru-103	-0.012 ± 0.030	< 0.070
Cs-134	0.016 ± 0.037	< 0.066
Cs-137	1.751 ± 0.146	-
Ba-La-140	-0.003 ± 0.032	< 0.242
Bi-212	1.250 ± 0.573	-
Bi-214	0.287 ± 0.147	-
Pb-212	0.886 ± 0.104	-
Pb-214	0.435 ± 0.154	-
Ra-226	0.966 ± 0.657	< 1.219
Ac-228	1.162 ± 0.301	-

*For those isotopes where both an activity and an MDC value are given, the MDC value should be considered as the reportable value (based on a 4.66 sigma counting error for the background sample) and the activity is presented for information only. For isotopes where an activity is given, but no MDC value, the activity is considered the reportable value and the error given is the probable counting error at the 95% confidence level.

Approved:

B. Grob
Laboratory Manager

Sincerely,

SA Coorlim
Quality Assurance

APPENDIX 3

University of Waterloo (Ontario)
Environmental Isotope Laboratory
Precipitation Monitoring Results for the Point Beach Nuclear Plant
Reporting Period: January – December 2007

Client: Johansen
Nuclear Management Company

ISO# 2007427
Location: T-1
1 for 3H

Environmental Isotope Lab
2007-07-20

Sample	Lab#	3H	Result	Repeat
E-02 6/6/07 Rainwater	156599	X	11.6 +/- 8	15.7 +/- 8

Tritium is reported in Tritium Units.
1TU = 3.221 Picocuries/L per IAEA, 2000 Report
1TU = 0.11919 Becquerels/L per IAEA, 2000 Report

To Contact EIL:
mepatton@uwaterloo.ca
or phone:
519 888 4732

Robert J. Drimmie
Laboratory Manager
rdrimmie@uwaterloo.ca
519 888 4567 ext 32580

Client: Johansen
Point Beach Nuclear Plant

ISO# 2007575
Location: T - 1

Environmental Isotope Lab
August 22, 2007

#	Sample	Lab#	3H	Result	Repeat	
1	E-02 (SBCC Rain Water) 08/09/07	160736	X	<6.0 +/- 8.0		500ml bottle

Tritium is reported in Tritium Units.
1TU = 3.221 Picocuries/L per IAEA, 2000 Report.
1TU = 0.11919 Becquerels/L per IAEA, 2000 Report.

To Contact EIL:
mepatton@uwaterloo.ca
or phone:
519 888 4732

Robert J. Drimmie
Laboratory Manager
rdrimmie@uwaterloo.ca
519 888 4567 ext 32580

Client: Johansen
Point Beach Nuclear Plant

ISO# 2007632
Location: T 9-1 for 3H

Environmental Isotope Lab
10/12/2007

#	Sample	Lab#	3H	Result	± 1σ	Repeat	± 1σ
1	E-02 (SBCC Rain Water) 9-5-07 0805	162124	X	9.0	8.0	9.5	8.0

Tritium is reported in Tritium Units.
1TU = 3.221 Picocuries/L per IAEA, 2000 Report.
1TU = 0.11919 Becquerels/L per IAEA, 2000 Report.

To Contact EIL:
mepatton@uwaterloo.ca
or phone:
519 888 4732

Robert J. Drimmie
Laboratory Manager
rdrimmie@uwaterloo.ca
519 888 4567 ext 32580

Client: Johansen
FPL Energy Point Beach Nuclear Plant

ISO# 2007735
Location: T - 2

Environmental Isotope Lab
07/11/2007

#	Sample	Lab#	3H	Result	± 1σ	Repeat	± 1σ
1	E-02 (SBCC Rain Water) 10/03/07	164532	X	17.4	8.0		

Tritium is reported in Tritium Units.
1TU = 3.221 Picocuries/L per IAEA, 2000 Report.
1TU = 0.11919 Becquerels/L per IAEA, 2000 Report.

To Contact EIL:
mepatton@uwaterloo.ca
or phone:
519 888 4732

Robert J. Drimmie
Laboratory Manager
rdrimmie@uwaterloo.ca
519 888 4567 ext 32580

Client: Johansen
FPL Energy Point Beach Nuclear Plant

ISO# 2007751
Location: T - 14
1 for 3H

Environmental Isotope Lab
07/11/2007

#	Sample	Lab#	^3H	Result	± 1σ	Repeat	± 1σ
1	E-02 (SBCC Rain Water) 0850 10/18/07	164965	X	13.9	8.0		

Tritium is reported in Tritium Units.
1TU = 3.221 Picocuries/L per IAEA, 2000 Report.
1TU = 0.11919 Becquerels/L per IAEA, 2000 Report.

To Contact EIL
mepatton@uwaterloo.ca
or phone:
519 888 4732

Robert J. Drimmie
Laboratory Manager
rdrimmie@uwaterloo.ca
519 888 4567 ext 32580