KENNECOTT URANIUM COMPANY																						
TMW-58																						
NORTHING: 148,915.74 EASTING: 324,570.92	Groundwater Protection	2000				2001				2002				2003				2004				2005
ND = Non-detectable	Standard	1/4/00	4/4/00	7/12/00	10/3/00	1/10/01	4/3/01	7/2/01	10/2/01	1/9/02	4/8/02	7/10/02	10/3/02	1/7/03	4/7/03	7/9/03	10/16/03	1/5/04	4/5/04	7/12/04	10/7/04	1/5/05
FIELD DATA mg/l:	(GPS)																					
Temperature (C)	as of 5/26/05	4	12	10	8	6	8	10	8	8	8	25	8	8	8	10	12	6	17	28	12	8
pH (Std. Units)		6.8	6.8	6.5	6.6	6.9	6.9	6.8	6.7	6.8	6.9	6.6	6.5	6.6	6.7	6.5	6.7	6.4	6.4	6.6	6.6	6.5
Cond. (umho/cm)		880	820	760	1140	1160	1600	1140	1060	740	980	1040	980	960	1020	840	860	1040	900	1800	800	1240
TDS																						
MAJOR IONS mg/l:																						
Alk. - CaCO3		165	170	172	169	168	164	169	171	107	160	162	155	152	153	170	148	156	163	158	154	167
Bicarbonate (HCO3)		201	206	209	206	205	199	206	209	130	195	198	188	185	187	207	181	190	199	193	188	204
Calcium (Ca)		176	228	199	198	197	205	188	210	109	212	203	192	197	189	191	206	242	229	228	224	235
Carbonate (CO3)		-0.1	-0.1	-0.1	-0.1	-0.1	-1	-1	-1	-1	-1	-1	-1	-1	-1	-1	-1	-1	-1	-1	-1	-1
Chloride (Cl)		22.1	33.5	25.3	19.06	31.5	23.7	29.2	23	12.4	26.3	20.4	18.4	21.3	24.8	20.2	24.3	51	28.8	29	28	28
Fluoride (F)		0.11	0.13	0.12	0.12	0.12	0.13	0.13	0.1	0.2	0.1	0.1	0.1	0.1	0.1	0.1	0.1	0.1	0.1	0.1	0.1	0.1
Magnesium (Mg)		13.8	17.5	15.6	15.6	14.8	16.1	15.1	16	7.8	15.6	16.8	16.4	16.7	15.5	15.5	18.2	24	19.2	20	19.6	20.6
Nitrate - N (NO3)		-0.1	-0.1	-0.1	-0.1	-0.1	-0.1	-0.1	-0.1	-0.1	-0.1	-0.1	-0.1	-0.1	-0.1	-0.1	-0.1	-0.1	-0.1	-0.1	-0.1	-0.1
Potassium (K)		4.2	4.6	4.2	4.81	5.1	4	4.4	3.6	3.1	4.1	4.2	3.7	4	4.6	4.5	4.2	5	5.3	4	4.2	4.3
Silica (SiO2)		13.2	15.8	14.3	12.4	12.8	14.9	14.3	14	12.9	14.6	14.3	16.6	12.9	12.7	12.2	13.9	16	14.2	15	15	15
Sodium (Na)		46.5	52.6	47.6	50.7	46	49.3	49.8	46	36.2	48.8	51.6	47.5	51.7	49.7	50.5	46.6	50	52.2	55	54.9	54.2
Sulfate (SO4)		437	489	415	405.6	469	472	417	450	246	488	486	462	479	459	449	521	573	530	550	523	554
NON-METALS:																						
Cyanide (CN)		-0.005	-0.005	-0.005	-0.005	-0.005	-0.005	-0.005	-0.005	-0.005	-0.005	-0.005	-0.005	-0.005	-0.005	-0.005	-0.005	-0.005	-0.005	-0.005	-0.005	-0.005
PHYSICAL PROPERTIES:																						
Cond. (umho/cm)		1230	1250	1270	1260	1250	1240	1230	1260	667	1180	1240	1230	1220	1190	1240	1280	1310	1320	1270	1310	1370
pH	GPS (6.8)	7.92	7.89	8	7.62	7.85	7.89	7.81	7.7	7.9	7.85	7.96	7.91	7.92	7.66	7.82	7.75	7.78	7.38	7.62	7.46	7.56
TDS @ 180 C.	GPS (500)	889	932	960	950	932	947	902	967	446	902	938	895	916	921	908	946	978	982	1030	992	1100
TRACE METALS mg/l:																						
Aluminum (Al)	GPS (1.8)	-0.1	-0.1	-0.1	-0.1	-0.1	-0.1	-0.1	-0.1	-0.1	-0.1	-0.1	-0.1	-0.1	-0.1	-0.1	-0.1	-0.1	-0.1	-0.1	-0.1	-0.1
Arsenic (As)	GPS (.05)	-0.001	-0.001	-0.001	-0.001	-0.001	-0.001	-0.001	-0.001	-0.001	-0.001	-0.001	-0.001	-0.001	-0.001	0.001	-0.002	-0.002	-0.002	-0.002	-0.001	-0.001
Barium (Ba)		-0.1	-0.1	-0.1	-0.1	-0.1	-0.1	-0.1	-0.1	-0.1	-0.1	-0.1	-0.1	-0.1	-0.1	-0.1	-0.1	-0.1	-0.1	-0.1	-0.1	-0.1
Beryllium (Be)	GPS (.01)	-0.01	-0.01	-0.01	-0.01	-0.01	-0.01	-0.01	-0.01	-0.01	-0.01	-0.01	-0.01	-0.01	-0.01	-0.01	-0.01	-0.01	-0.01	-0.01	-0.01	-0.01
Boron (B)		-0.1	-0.1	-0.1	-0.1	-0.1	-0.1	-0.1	-0.1	-0.1	-0.1	-0.1	-0.1	-0.1	-0.1	-0.1	-0.1	-0.1	-0.1	-0.1	-0.1	-0.1
Cadmium (Cd)	GPS (.01)	-0.005	-0.005	-0.005	-0.005	-0.005	-0.005	-0.005	-0.005	-0.005	-0.005	-0.005	-0.005	-0.005	-0.005	-0.005	-0.005	-0.005	-0.005	-0.005	-0.005	-0.005
Chromium (Cr)	GPS (.05)	-0.01	-0.01	-0.01	-0.01	-0.01	-0.01	-0.01	-0.01	-0.01	-0.01	-0.01	-0.01	-0.01	-0.01	-0.01	-0.01	-0.01	-0.01	-0.01	-0.01	-0.01
Cobalt (Co)		0.001	0.001	0.002	0.002	0.001	0.001	0.001	0.0014	-0.001	0.002	0.003	0.003	0.003	0.002	0.004	0.004	0.006	0.005	0.006	0.006	0.008
Copper (Cu)		-0.01	-0.01	-0.01	-0.01	-0.01	-0.01	-0.01	-0.01	-0.01	-0.01	-0.01	-0.01	-0.01	-0.01	-0.01	-0.01	-0.01	-0.01	-0.01	-0.01	-0.01
Iron (Fe)	GPS (0.6)	0.47	0.59	0.56	0.48	0.53	0.49	0.56	0.5	0.145	0.149	0.172	0.064	-0.05	0.151	-0.05	0.23	0.34	0.175	0.3	-0.05	0.42
Lead (Pb)		-0.01	-0.01	-0.01	-0.01	-0.01	-0.01	-0.01	-0.01	-0.01	-0.01	-0.01	-0.01	-0.01	-0.01	-0.01	-0.01	-0.01	-0.01	-0.01	-0.01	-0.01
Manganese (Mn)	GPS (0.2)	0.18	0.19	0.17	0.1539	0.19	0.19	0.17	0.2	0.08	0.18	0.18	0.21	0.25	0.17	0.16	0.24	0.22	0.23	0.25	0.25	0.27
Mercury (Hg)		-0.0002	-0.0002	-0.0002	-0.0002	-0.0002	-0.0002	-0.0002	-0.0002	-0.0002	-0.0002	-0.0002	-0.0002	-0.0002	-0.0002	0.0007	-0.0004	-0.0004	-0.0004	-0.0004	-0.0002	-0.0002
Molybdenum (Mo)		-0.01	-0.01	-0.01	-0.01	-0.01	-0.01	-0.01	-0.01	-0.01	-0.01	-0.01	-0.01	-0.01	-0.01	-0.01	-0.01	-0.01	-0.01	-0.01	-0.01	-0.01
Nickel (Ni)	GPS (.01)	-0.01	-0.01	-0.01	-0.01	-0.01	-0.01	-0.01	-0.01	-0.01	-0.01	0.02	0.02	-0.01	-0.01	-0.01	-0.01	-0.01	-0.01	0.02	-0.01	0.01
Selenium (Se)	GPS (.01)	-0.001	-0.001	-0.001	0.001	0.001	0.002	-0.001	-0.001	-0.001	0.002	0.003	0.006	0.004	0.002	0.007	-0.005	0.002	0.003	0.003	0.003	0.003
Silver (Ag)		-0.01	-0.01	-0.01	-0.01	-0.01	-0.01	-0.01	-0.01		-0.01	-0.01	-0.01	-0.01	-0.01	-0.01	-0.01	-0.01	-0.01	-0.01	-0.01	-0.01
Thallium (Tl)		-0.01	-0.01	-0.01	-0.01	-0.01	-0.01	-0.01	-0.01	-0.01	-0.01	-0.01	-0.01	-0.01	-0.01	-0.01	-0.01	-0.01	-0.01	-0.01	-0.01	-0.01
Vanadium (V2O5)		-0.1	-0.1	-0.1	-0.1	-0.1	-0.1	-0.1	-0.1	-0.1	-0.1	-0.1	-0.1	-0.1	-0.1	-0.1	-0.1	-0.1	-0.1	-0.1	-0.1	-0.1
Zinc (ZN)		0.02	0.02	0.05	0.01	0.02	0.09	0.04	0.058	-0.01	0.01	-0.01	0.04	0.01	-0.01	-0.01	-0.01	0.01	0.01	0.01	-0.01	0.01
RADIOMETRIC pCi/l:																						
Uranium, natural	GPS (36)	7.4	7	7.26	7.3	7.51	7.6	7	7.447	6.1607	10.0873	10.4258	13.8	15.4	10.2	9	17.8	15.4	14.9	15.7	14.4	16.5
Radium 226		3.6	3.4	5.1	3.9	3.9	4.4	3.2	4.6	2.6	3.1	4	2.9	4.7	3.4	2.3	3.5	3.2	3	4.5	3.2	2.6
Radium Precision +/-		0.3	0.3	0.4	0.2	0.3	0.4	0.3	0.5	0.2	0.3	0.4	0.3	0.5	0.4	0.3	0.3	0.5	0.6	0.7	0.6	0.6
Radium 228		7.5	8	7.6	9.5	9.5	8.9	11.4	13.9	10.6	5.8	8.7	9.6	-1	6.6	11	-1	4.8	6.4	7.5	5.9	7.8
Radium Precision +/-		0.6	0.7	0.6	0.9	1.5	1.3	1	1.3	1	1	1.3	1.3		1.7	2		1.3	1.5	1.5	1.2	1.1
Combined Ra226/228	GPS (5.8)	11.1	11.4	12.7	13.4	13.4	13.3	14.6	18.5	13.2	8.9	12.7	12.5	4.7	10	13.3	3.5	8	9.4	12	9.1	10.4
Thorium 230	GPS (7.0)	-0.2	-0.2	-0.2	-0.2	-0.2	-0.2		-0.2	-0.2	-0.2	-0.2	-0.2	-0.2	-0.2	-0.2	-0.2	-0.2	-0.2	-0.2	-0.2	-0.2
Thorium Precision +/-																						
Lead (Pb210)	GPS (8.9)	-1	4.6	-1	-1	-1	-1		-1	-1	-2.7	-2.7	-2.7	-2.7	-2.7	-2.7	-2.7	-2.7	-1	-1	-1	-1
Lead Precision +/-			2																			
Gross Alpha	GPS (15)	3.5	5.5	4.7	5.3	5.6	4.8	3.9	6.4	4.2	6.6	2.9	4.2	4.4	8.3	4.2	5.9	5.3	5.6	4.5	2.8	5.4
Gross Alpha Precision +/-		1.1	0.8	1	1	1	1.3	1.1	1.3	1.2	1	1	1	1.1	1.9	1	1.5	1.3	1.4	1.4	1.1	1
QUALITY ASSURANCE DATA:																						
TDS A/C Balance (dec. %)		1.09	0.99	1.16	1.17	1.06	1.07	1.1	1.13	0.92	0.99	1.04	1.05	1.04	1.08	1.07	1.04	0.94	1.02	1.03	1.03	1.09
(LAB: Energy Labs Inc. unless noted.)																						

KENNECOTT URANIUM COMPANY												
TMW-58												
NORTHING: 148,915.74	Groundwater				2006				2007			
EASTING: 324,570.92	Protection											
ND = Non-detectable	Standard	4/6/05	7/11/05	11/8/05	1/11/06	4/10/06	7/3/06	10/5/06	2/12/07	4/4/07	7/22/07	10/1/07
FIELD DATA mg/l:	(GPS)											
Temperature (C)	as of 5/26/05	13	23	9.7	8.5	13	23.5	16.2	7.7	14.7	21.7	18.9
pH (Std. Units)		6.8	6.5	7.04	6.99	7.26	7	6.99	7.28	7.26	7.1	7.1
Cond. (umho/cm)		820	820	840	1020	920	1384	1475	1498	1492	1512	1464
TDS												
MAJOR IONS mg/l:												
Alk. - CaCO3		161	161	165	180	189	192	201	194	198	200	202
Bicarbonate (HCO3)		197	196	201	220	230	234	246	237	242	240	246
Calcium (Ca)		227	220	230	238	246	253	277	290	268	281	255
Carbonate (CO3)		-1	-1	-1	-1	-1	-1	-1	-1	-1	-1	-1
Chloride (Cl)		33	35	32	31	40	36	38	44	39	40	41
Fluoride (F)		0.1	0.1	0.1	-0.1	0.1	0.1	0.1	0.1	0.2	0.1	0.1
Magnesium (Mg)		18.2	19.1	20	20.7	22	19.4	22.4	24	22.1	22.8	19.9
Nitrate - N (NO3)		-0.1	-0.1	-0.1	-0.1	-0.1	-0.1	-0.1	-0.1	-0.1	-0.1	-0.1
Potassium (K)		4.4	3.9	4.4	4	4.7	4.4	4.5	5	4.5	4.7	5.2
Silica (SiO2)		14	14	15	14	17	16	16	15	15	14	16
Sodium (Na)		45.3	54.8	55.4	54.4	53.2	58.2	60.3	61.2	56.1	61	58.9
Sulfate (SO4)		561	503	554	549	613	587	615	685	614	673	608
NON-METALS:												
Cyanide (CN)		-0.005	-0.005	-0.005	-0.005	-0.005	-0.005	-0.005	-0.005	-0.005	-0.005	-0.005
PHYSICAL PROPERTIES:												
Cond. (umho/cm)		1360	1350	1360	1420	1420	1510	1530	1610	1610	1570	1680
pH	GPS (6.8)	7.57	7.66	8.01	8.23	7.67	7.45	7.53	7.51	7.46	7.44	7.67
TDS @ 180 C.	GPS (500)	993	1010	1000	1130	1120	1140	1280	1220	1220	1190	1250
TRACE METALS mg/l:												
Aluminum (Al)	GPS (1.8)	-0.1	-0.1	-0.1	-0.1	-0.1	-0.1	-0.1	-0.1	-0.1	-0.1	-0.1
Arsenic (As)	GPS (.05)	-0.001	-0.001	-0.001	-0.001	-0.001	-0.001	-0.001	-0.001	-0.001	-0.001	-0.001
Barium (Ba)		-0.1	-0.1	-0.1	-0.1	-0.1	-0.1	-0.1	-0.1	-0.1	-0.1	-0.1
Beryllium (Be)	GPS (.01)	-0.01	-0.01	-0.01	-0.01	-0.01	-0.01	-0.01	-0.01	-0.01	-0.01	-0.01
Boron (B)		-0.1	-0.1	-0.1	-0.1	-0.1	0.1	-0.1	-0.1	-0.1	-0.1	-0.1
Cadmium (Cd)	GPS (.01)	-0.005	-0.005	-0.005	-0.005	-0.005	-0.005	-0.005	-0.005	-0.005	-0.005	-0.005
Chromium (Cr)	GPS (.05)	-0.01	-0.01	-0.01	-0.01	-0.01	-0.01	-0.01	-0.01	-0.01	-0.01	-0.01
Cobalt (Co)		0.004	0.004	0.004	0.006	0.003	0.002	0.002	0.004	0.002	0.002	0.002
Copper (Cu)		-0.01	-0.01	-0.01	-0.01	-0.01	-0.01	-0.01	-0.01	-0.01	-0.01	-0.01
Iron (Fe)	GPS (0.6)	0.61	0.17	0.54	0.33	0.3	0.83	0.74	-0.05	0.62	0.52	0.46
Lead (Pb)		-0.01	-0.01	-0.01	-0.01	-0.01	-0.01	-0.01	-0.01	-0.01	-0.01	-0.01
Manganese (Mn)	GPS (0.2)	0.22	0.24	0.24	0.26	0.23	0.23	0.24	0.28	0.27	0.26	0.27
Mercury (Hg)		-0.0002	-0.0002	-0.0002	-0.0002	-0.0002	-0.0002	-0.0002	-0.0002	-0.0002	-0.0002	-0.0002
Molybdenum (Mo)		-0.01	-0.01	-0.01	-0.01	-0.01	-0.01	-0.01	-0.01	-0.01	-0.01	-0.01
Nickel (Ni)	GPS (.01)	-0.01	-0.01	-0.01	0.01	-0.01	-0.01	-0.01	-0.1	-0.01	-0.01	-0.01
Selenium (Se)	GPS (.01)	0.001	0.001	0.001	0.001	-0.001	-0.001	0.001	0.003	-0.001	0.001	0.001
Silver (Ag)		-0.01	-0.01	-0.01	-0.01	-0.01	-0.01	-0.01	-0.01	-0.01	-0.01	-0.01
Thallium (Tl)		-0.01	-0.01	-0.01	-0.01	-0.01	-0.01	-0.01	-0.01	-0.01	-0.01	-0.01
Vanadium (V2O5)		-0.1	-0.1	-0.1	-0.1	-0.1	-0.1	-0.1	-0.1	-0.1	-0.1	-0.1
Zinc (ZN)		-0.01	-0.01	-0.01	-0.01	-0.01	-0.01	0.02	-0.01	-0.01	-0.01	0.02
RADIOMETRIC pCi/l:												
Uranium, natural	GPS (36)	13.2	15.1	13.1	16.2	11.8	11.6	12.4	18.1	14	13.7	13.3
Radium 226		2.2	6.5	5	3.8	3.2	3	4	4.4	4.3	3.8	0.9
Radium Precision +/-		0.6	1.2	0.7	0.7	0.6	0.5	0.7	0.9	0.7	0.7	0.3
Radium 228		9.1	12.8	7.5	11.2	6.1	8.5	8.7	8	8.6	7.4	10.3
Radium Precision +/-		1.1	1.7	1.1	1.1	1	0.9	1.2	1	0.9	1	1
Combined Ra226/228	GPS (5.8)	11.3	19.3	12.5	15	9.3	11.5	12.7	12.4	12.9	11.2	11.2
Thorium 230	GPS (7.0)	-0.2	-0.2	-0.2	-0.2	-0.2	-0.2	-0.2	-0.2	-0.2	-0.2	-0.2
Thorium Precision +/-												
Lead (Pb210)	GPS (8.9)	-1	-1	-1	-1	-1	-1	-1	-1	-1	-1	-1
Lead Precision +/-												
Gross Alpha	GPS (15)	3.5	11.5	8	5	5.5	5.7	5.1	4.8	4.3	4.7	7.7
Gross Alpha Precision +/-		1.2	2.5	1.8	1.2	1.2	1.4	0.8	0.8	0.8	0.7	1.1
QUALITY ASSURANCE DATA:												
TDS A/C Balance (dec. %)		0.99	1.07	0.99	1.11	1.01	1.05	1.11	0.98	1.07	0.98	1.11
(LAB: Energy Labs Inc. unless noted.)												

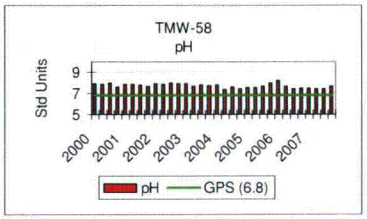

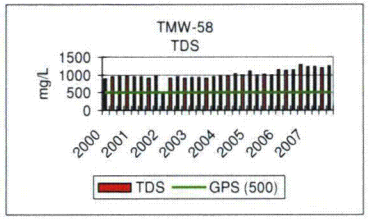

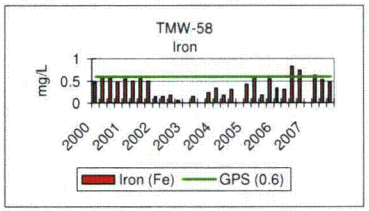

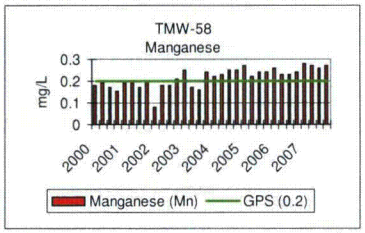

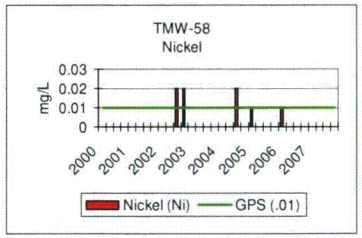

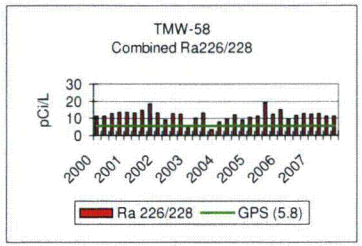

KENNECOTT URANIUM COMPANY																				
TMW-59																				
NORTHING: 148,403.85	Groundwater	2000				2001				2002				2003				2004		
EASTING: 325,013.86	Protection																			
ND = Non-detectable	Standard	01/04/00	04/04/00	07/12/00	10/03/00	01/10/01	04/03/01	07/02/01	10/02/01	01/08/02	04/08/02	07/10/02	10/03/02	01/07/03	04/07/03	07/09/03	10/16/03	01/05/04	04/06/04	07/12/04
FIELD DATA mg/l:	(GPS)																			
Temperature (C)	as of 5/26/05	8	8	8	8	6	8	10	8	8	8	12	8	8	8	8	8	6	11	14
pH (Std. Units)		6.4	6.5	6.3	6.3	6.5	6.5	6.5	6.6	6.6	6.6	6.5	6.4	6.5	6.5	6.3	6.3	6.4	6.1	6.8
Cond. (umho/cm)		1680	1600	1420	2200	2200	2200	2800	1980	2000	1820	1800	1680	1680	1700	1340	1300	1680	1360	1700
TDS																				
MAJOR IONS mg/l:																				
Alk. - CaCO3		282	277	277	277	273	284	263	269	261	259	250	247	249	243	236	244	275	310	244
Bicarbonate (HCO3)		343	337	339	339	333	346	320	328	318	316	304	301	304	296	288	298	336	378	297
Calcium (Ca)		589	501	476	448	554	618	447	510	530	528	458	527	556	515	534	541	594	564	513
Carbonate (CO3)		-0.1	-0.1	-0.1	-0.1	-0.1	-1	-1	-1	-1	-1	-1	-1	-1	-1	-1	-1	-1	-1	-1
Chloride (Cl)		76.1	94.4	85.6	68.6	98.6	85.9	95	93	106	94	81.8	85.5	65.4	84.6	74.9	96.1	132	96.1	91
Fluoride (F)		0.1	0.13	0.12	0.13	0.14	0.15	0.15	0.2	0.2	0.2	0.2	0.2	0.2	0.2	0.2	0.2	0.2	0.2	0.2
Magnesium (Mg)		52.2	69.6	58.8	57.6	52.4	55.9	56.9	56	66.9	60.4	60.5	59.4	49.8	64.4	57.3	64.9	86	68.6	69
Nitrate - N (NO3)		-0.1	-0.1	-0.1	-0.1	-0.1	-0.1	-0.1	-0.1	-0.1	-0.1	-0.1	-0.1	-0.1	-0.1	-0.1	-0.1	-0.1	-0.1	-0.1
Potassium (K)		7	7.7	5	7.4	7.7	7.4	7.1	7	7.5	7	7	6.3	6.1	6.8	7.9	7.1	8.4	8.2	7
Silica (SiO2)		15.8	20.6	17.3	15	15.1	17.2	17.7	17	19.1	18	17.2	21.6	13.7	17.4	14.5	18.6	21	18.5	19
Sodium (Na)		79.9	95.5	79.1	86.4	75.4	78.2	80.7	72	86.4	86.2	88.4	86.7	76.2	93.1	86.9	85.2	88	95	99
Sulfate (SO4)		1450	1380	1170	1390	1170	1480	1150	1200	1430	1350	1240	1230	1380	1320	1310	1360	1510	1370	1400
NON-METALS:																				
Cyanide (CN)		-0.005	-0.005	-0.005	-0.005	-0.005	-0.005	-0.005	-0.005	-0.005	-0.005	-0.005	-0.005	-0.005	-0.005	-0.005	-0.005	-0.005	-0.005	0.005
PHYSICAL PROPERTIES:																				
Cond. (umho/cm)		2800	2820	2800	2850	2800	2820	2760	2820	2760	2720	2670	2960	2750	2860	2820	2850	2880	2810	2780
pH	GPS (6.8)	7.78	7.52	7.4	7	7.22	6.87	7.05	7.1	7.2	7.15	7.41	7.48	7.54	7.06	7.26	7.28	7.26	6.67	6.7
TDS @ 180 C.	GPS (500)	2440	2480	2500	2430	2450	2460	2380	2510	2400	2470	2360	2160	2490	2470	2380	2520	2400	2470	2520
TRACE METALS mg/l:																				
Aluminum (Al)	GPS (1.8)	-0.1	-0.1	-0.1	-0.1	-0.1	-0.1	-0.1	-0.1	-0.1	-0.1	-0.1	-0.1	-0.1	-0.1	-0.1	-0.1	-0.1	-0.1	-0.1
Arsenic (As)	GPS (.05)	-0.001	-0.001	-0.001	-0.001	-0.001	-0.001	-0.001	-0.001	-0.001	-0.001	-0.001	-0.001	-0.001	-0.001	-0.001	-0.001	-0.001	-0.001	-0.001
Barium (Ba)		-0.1	-0.1	-0.1	-0.1	-0.1	-0.1	-0.1	-0.1	-0.1	-0.1	-0.1	-0.1	-0.1	-0.1	-0.1	-0.1	-0.1	-0.1	-0.1
Beryllium (Be)	GPS (.01)	-0.01	-0.01	-0.01	-0.01	-0.01	-0.01	-0.01	-0.01	-0.01	-0.01	-0.01	-0.01	-0.01	-0.01	-0.01	-0.01	-0.01	-0.01	-0.01
Boron (B)		0.1	-0.1	-0.1	-0.1	-0.1	-0.1	-0.1	-0.1	-0.1	-0.1	0.11	-0.1	0.11	0.13	0.1	-0.1	0.12	-0.1	0.1
Cadmium (Cd)	GPS (.01)	-0.005	-0.005	-0.005	-0.005	-0.005	-0.005	-0.005	-0.005	-0.005	-0.005	-0.005	-0.005	-0.005	-0.005	-0.005	-0.005	-0.005	-0.005	-0.005
Chromium (Cr)	GPS (.05)	-0.01	-0.01	-0.01	-0.01	-0.01	0.01	0.01	-0.01	-0.01	-0.01	-0.01	-0.01	-0.01	-0.01	-0.01	-0.01	-0.01	-0.01	-0.01
Cobalt (Co)		0.016	0.015	0.016	0.016	0.015	0.015	0.011	0.014	0.014	0.014	0.016	0.014	0.015	0.012	0.13	0.13	0.13	0.13	-0.01
Copper (Cu)		-0.01	-0.01	-0.01	-0.01	-0.01	-0.01	-0.01	-0.01	-0.01	-0.01	-0.01	-0.01	-0.01	-0.01	-0.01	-0.01	-0.01	-0.01	-0.01
Iron (Fe)	GPS (0.6)	27.1	38.2	32.4	28.8	31	32.4	32.5	33	41.6	37.3	34.5	31.2	28	36.5	34.9	43.5	56	43.5	45.1
Lead (Pb)		-0.01	-0.01	-0.01	-0.01	-0.01	-0.01	-0.01	-0.01	-0.01	-0.01	-0.01	-0.01	-0.01	-0.01	-0.01	-0.01	-0.01	-0.01	-0.01
Manganese (Mn)	GPS (0.2)	3.44	3.77	2.88	2.52	3.3	3.07	2.46	3.4	3.2	3.11	3.04	3.65	3.83	2.98	3.5	3.45	3.41	3.45	3.7
Mercury (Hg)		-0.0002	-0.0002	-0.0002	-0.0002	-0.0002	-0.0002	-0.0002	-0.0002	-0.0002	-0.0002	-0.0002	-0.0002	-0.0002	-0.0002	0.0005	-0.0004	-0.0004	-0.0004	-0.0004
Molybdenum (Mo)		-0.01	-0.01	-0.01	-0.01	-0.01	-0.01	-0.01	-0.01	-0.01	-0.01	-0.01	-0.01	-0.01	-0.01	-0.01	-0.01	-0.01	-0.01	-0.01
Nickel (Ni)	GPS (.01)	0.03	0.02	0.03	-0.01	0.03	0.03	0.02	0.022	0.04	0.03	0.05	0.03	0.02	-0.01	0.03	0.02	0.01	0.02	0.03
Selenium (Se)	GPS (.01)	-0.001	-0.001	-0.001	0.004	0.003	0.003	-0.001	0.0026	-0.001	0.001	0.001	0.002	0.002	-0.001	0.007	-0.005	-0.005	-0.005	0.003
Silver (Ag)		-0.01	-0.01	-0.01	-0.01	-0.01	-0.01	-0.01	-0.01		-0.01	-0.01	-0.01	-0.01	-0.01	-0.01	-0.01	-0.01	-0.01	-0.01
Thallium (Tl)		-0.01	-0.01	-0.01	-0.01	-0.01	-0.01	-0.01	-0.01	-0.01	-0.01	-0.01	-0.01	-0.01	-0.01	-0.01	-0.01	-0.01	-0.01	-0.01
Vanadium (V2O5)		-0.1	-0.1	-0.1	-0.1	-0.1	-0.1	-0.1	-0.1	-0.1	-0.1	-0.1	-0.1	-0.1	-0.1	-0.1	-0.1	-0.1	-0.1	-0.1
Zinc (ZN)		0.01	0.01	0.02	0.01	0.03	0.06	0.03	0.018	0.02	0.02	-0.01	0.03	0.03	0.01	-0.01	-0.01	-0.01	-0.01	0.02
RADIOMETRIC pCi/l:																				
Uranium, natural	GPS (36)	5.5	5.8	5.53	5.2	5.15	5	5.1	4.3328	4.5359	5.0775	3.5881	4.8	5.7	5.1	3.3	4.9	4.9	4.9	5.1
Radium 226		4.4	4.6	9.4	5.7	5.4	7.3	5.5	9.1	4.3	5.4	7	3.9	7	6.1	4.8	4.3	5.6	3.6	7
Radium Precision +/-		0.3	0.3	1	0.5	0.4	0.4	0.4	0.6	0.3	0.4	0.9	0.3	0.6	0.5	0.4	0.4	0.7	0.6	0.9
Radium 228		15.8	22.9	22	18.8	20.8	20.4	26.4	20.2	32.8	16.6	22.3	15.6	10.5	21.5	8.6	10.3	15.1	-1	19.9
Radium Precision +/-		1.5	1.6	1.5	1.1	1.8	1.6	2.2	2.6	2.3	1.6	1.6	1.5	1	2.2	1.9	1.4	1.5		1.8
Combined Ra226/228	GPS (5.8)	20.2	27.5	31.4	24.5	26.2	27.7	31.9	29.3	37.1	22	29.3	19.5	17.5	27.6	13.4	14.7	20.7	3.6	26.9
Thorium 230	GPS (7.0)	-0.2	-0.2	-0.2	-0.2	-0.2	-0.2	-0.2	-0.2	-0.2	-0.2	-0.2	-0.2	-0.2	-0.2	-0.2	-0.2	-0.2	-0.2	-0.2
Thorium Precision +/-																				
Lead (Pb210)	GPS (8.9)	-1	-1	-1	-1	-1	-1	-1	-1	-1	-2.7	-2.7	-2.7	-2.7	-2.7	-2.7	-2.7	-2.7	-1	-1
Lead Precision +/-																				
Gross Alpha	GPS (15)	6.1	7.7	7.7	9.6	8.3	6	5.7	11	9.7	8.8	8.4	9.3	7.2	21.4	7.7	7.6	10.7	11.2	10.7
Gross Alpha Precision +/-		1.4	0.9	1	1.3	1.2	1.4	1.3	1.7	1	1	1.1	1.1	1.3	2.9	1.3	1.7	1.8	1	1.1
QUALITY ASSURANCE DATA:																				
TDS A/C Balance (dec. %)		0.99	1.04	1.19	1.07	1.13	0.96	1.16	1.18	0.98	1.05	1.1	0.98	1.07	1.07	1.04	1.09	0.93	1.03	1.08
(LAB: Energy Labs Inc. unless noted.)																				

KENNECOTT URANIUM COMPANY														
TMW-59														
NORTHING: 148,403.85 EASTING: 325,013.86	Groundwater Protection		2005				2006				2007			
ND = Non-detectable	Standard	10/07/04	01/05/05	04/06/05	07/11/05	11/07/05	01/11/06	04/10/06	07/03/06	10/05/06	01/25/07	04/11/07	07/22/07	10/01/07
FIELD DATA mg/l:	(GPS)													
Temperature (C)	as of 5/26/05	13	9	11	15	9.9	8.7	10.3	14.2	12.5	7.3	8.4	13.5	12
pH (Std. Units)		6.6	6.2	6.1	6.3	6.59	6.71	7.11	6.57	6.6	6.49	6.82	6.7	6.7
Cond. (umho/cm)		1260	240	1660	1340	1530	1720	1450	307	290	296	300	300	291
TDS														
MAJOR IONS mg/l:														
Alk. - CaCO3		251	244	246	257	305	262	305	246	231	318	302	280	256
Bicarbonate (HCO3)		306	298	300	313	372	320	372	300	281	388	368	350	312
Calcium (Ca)		538	530	491	518	465	489	548	480	521	532	531	497	481
Carbonate (CO3)		-1	-1	-1	-1	-1	-1	-1	-1	-1	-1	-1	-1	-1
Chloride (Cl)		94	95	91	88	82	80	96	78	82	88	90	87	87
Fluoride (F)		0.2	0.2	0.2	0.2	0.2	-0.1	0.2	0.2	0.2	0.2	0.3	0.2	0.2
Magnesium (Mg)		71.1	69.1	63.9	69.5	66.5	63.3	71	64.1	70.2	68.4	67.9	67.3	64
Nitrate - N (NO3)		-0.1	-0.1	-0.1	-0.1	-0.1	-0.1	-0.1	-0.1	-0.1	-0.1	-0.1	-0.1	-0.1
Potassium (K)		7.5	7.7	7.9	7.1	6.9	6.8	7.1	8.2	7.4	8	7.6	7.2	8.1
Silica (SiO2)		20	19	17	19	19	16	20	18	18	18	18	17	18
Sodium (Na)		99.6	94.9	87.7	97.7	92	90.4	91.6	93	101	94.4	91.4	95.9	94.5
Sulfate (SO4)		1460	1350	1340	1360	1260	1200	1380	1300	1350	1340	1340	1320	1290
NON-METALS:														
Cyanide (CN)		-0.005	-0.005	-0.005	-0.005	-0.005	-0.005	-0.005	-0.005	-0.005	-0.005	-0.005	-0.005	-0.005
PHYSICAL PROPERTIES:														
Cond. (umho/cm)		3240	2740	2790	2780	2850	2750	2800	2820	2810	2780	2840	2830	2980
pH	GPS (6.8)	6.81	6.81	6.74	6.83	7.08	6.96	7.14	6.87	6.83	7.04	6.88	6.82	6.82
TDS @ 180 C.	GPS (500)	2490	2520	2390	2470	2450	2430	2430	2410	2350	2420	2470	2470	2450
TRACE METALS mg/l:														
Aluminum (Al)	GPS (1.8)	-0.1	-0.1	-0.1	-0.1	-0.1	-0.1	-0.1	-0.1	-0.1	-0.1	-0.1	-0.1	-0.1
Arsenic (As)	GPS (.05)	-0.001	-0.001	-0.001	-0.001	-0.001	-0.001	-0.001	-0.001	-0.001	-0.001	-0.001	-0.001	-0.001
Barium (Ba)		-0.1	-0.1	-0.1	-0.1	-0.1	-0.1	-0.1	-0.1	-0.1	-0.1	-0.1	-0.1	-0.1
Beryllium (Be)	GPS (.01)	-0.01	-0.01	-0.01	-0.01	-0.01	-0.01	-0.01	-0.01	-0.01	-0.01	-0.01	-0.01	-0.01
Boron (B)		0.1	-0.1	0.1	-0.1	0.1	0.1	0.1	-0.1	0.1	0.1	0.1	0.1	-0.1
Cadmium (Cd)	GPS (.01)	-0.005	-0.005	-0.005	-0.005	-0.005	-0.005	-0.005	-0.005	-0.005	-0.005	-0.005	-0.005	-0.005
Chromium (Cr)	GPS (.05)	-0.01	-0.01	-0.01	-0.01	-0.01	-0.01	-0.01	-0.01	-0.01	-0.01	-0.01	-0.01	-0.01
Cobalt (Co)		0.013	0.013	0.013	0.012	0.014	0.013	0.11	0.012	0.012	0.012	0.013	0.013	0.013
Copper (Cu)		-0.01	-0.01	-0.01	-0.01	-0.01	-0.01	-0.01	-0.01	-0.01	-0.01	-0.01	-0.01	-0.01
Iron (Fe)	GPS (0.6)	38	45.6	47.2	45.9	45.6	42.4	48.4	51.2	47.8	45.8	46.6	46	52.2
Lead (Pb)		-0.01	-0.01	-0.01	-0.01	-0.01	-0.01	-0.01	-0.01	-0.01	-0.01	-0.01	-0.01	-0.01
Manganese (Mn)	GPS (0.2)	3.78	3.79	3.35	3.65	3.8	3.63	3.42	3.75	3.9	3.97	3.83	4.12	4.14
Mercury (Hg)		-0.0002	-0.0002	-0.0002	-0.0002	-0.0002	-0.0002	-0.0002	-0.0002	-0.0002	-0.0002	-0.0002	-0.0002	-0.0002
Molybdenum (Mo)		-0.01	-0.01	-0.01	-0.01	-0.01	-0.01	-0.01	-0.01	-0.01	-0.01	-0.01	-0.01	-0.01
Nickel (Ni)	GPS (.01)	0.02	0.02	0.03	0.01	0.02	0.02	0.02	0.02	0.02	0.02	0.01	0.01	0.01
Selenium (Se)	GPS (.01)	0.003	0.002	0.002	-0.001	0.001	-0.001	0.002	0.002	0.002	0.002	0.001	0.001	0.001
Silver (Ag)		-0.01	-0.01	-0.01	-0.01	-0.01	-0.01	-0.01	-0.01	-0.01	-0.01	-0.01	-0.01	-0.01
Thallium (Tl)		-0.01	-0.01	-0.01	-0.01	-0.01	-0.01	-0.01	-0.01	-0.01	-0.01	-0.01	-0.01	-0.01
Vanadium (V2O5)		-0.1	-0.1	-0.1	-0.1	-0.1	-0.1	-0.1	-0.1	-0.1	-0.1	-0.1	-0.1	-0.1
Zinc (ZN)		-0.01	-0.01	-0.01	-0.01	-0.01	-0.01	-0.01	-0.01	0.01	-0.01	-0.01	-0.01	0.02
RADIOMETRIC pCi/l:														
Uranium, natural	GPS (36)	4.7	5.1	5.1	5.6	7	6.7	8.3	6.9	6.6	6.1	6.2	7.4	7.4
Radium 226		2.9	3.4	3.7	8.6	7.2	5.7	4.5	3.7	5.2	9.1	5.3	8.2	4.1
Radium Precision +/-		0.6	0.7	0.7	1.1	0.9	0.9	0.7	0.8	0.8	0.9	0.8	0.8	0.6
Radium 228		12	15.8	14.6	13.9	16.4	21.1	18.5	14.7	16.7	16.9	21.9	21	18.5
Radium Precision +/-		1.4	1.3	1.3	1.1	1.4	1.3	1.2	1.6	1.4	1.2	1.4	1.4	1.1
Combined Ra226/228	GPS (5.8)	14.9	19.2	18.3	22.5	23.6	26.8	23	18.4	21.9	26	27.2	29.2	22.6
Thorium 230	GPS (7.0)	-0.2	-0.2	-0.2	-0.2	-0.2	-0.2	-0.2	-0.2	-0.2	-0.2	-0.2	-0.2	-0.2
Thorium Precision +/-														
Lead (Pb210)	GPS (8.9)	-1	-1	-1	-1	-1	8.7	-1	-1	-1	-1	-1	-1	-1
Lead Precision +/-							3.3							
Gross Alpha	GPS (15)	4.5	6.6	4.9	22.8	8.8	9.3	10.2	4.9	6.4	4.3	10.3	6.5	14.2
Gross Alpha Precision +/-		1.3	1.7	1.3	3.4	1.9	1.5	1.7	1.3	0.9	0.8	1.4	0.8	1.4
QUALITY ASSURANCE DATA:														
TDS A/C Balance (dec. %)		1.06	1.09	1.07	1.06	1.12	1.15	1.01	1.1	1.03	1.03	1.06	1.09	1.11
(LAB: Energy Labs Inc. unless noted.)														

KENNECOTT URANIUM COMPANY	
TMW-59	
NORTHING: 148,403.85	Groundwater
EASTING: 325,013.86	Protection
ND = Non-detectable	Standard
FIELD DATA mg/l:	(GPS)
Temperature (C)	as of 5/26/05
pH (Std. Units)	
Cond. (umho/cm)	
TDS	
MAJOR IONS mg/l:	
Alk. - CaCO3	
Bicarbonate (HCO3)	
Calcium (Ca)	
Carbonate (CO3)	
Chloride (Cl)	
Fluoride (F)	
Magnesium (Mg)	
Nitrate - N (NO3)	
Potassium (K)	
Silica (SiO2)	
Sodium (Na)	
Sulfate (SO4)	
NON-METALS:	
Cyanide (CN)	
PHYSICAL PROPERTIES:	
Cond. (umho/cm)	
pH	GPS (6.8)
TDS @ 180 C.	GPS (500)
TRACE METALS mg/l:	
Aluminum (Al)	GPS (1.8)
Arsenic (As)	GPS (.05)
Barium (Ba)	
Beryllium (Be)	GPS (.01)
Boron (B)	
Cadmium (Cd)	GPS (.01)
Chromium (Cr)	GPS (.05)
Cobalt (Co)	
Copper (Cu)	
Iron (Fe)	GPS (0.6)
Lead (Pb)	
Manganese (Mn)	GPS (0.2)
Mercury (Hg)	
Molybdenum (Mo)	
Nickel (Ni)	GPS (.01)
Selenium (Se)	GPS (.01)
Silver (Ag)	
Thallium (Tl)	
Vanadium (V2O5)	
Zinc (ZN)	
RADIOMETRIC pCi/l:	
Uranium, natural	GPS (36)
Radium 226	
Radium Precision +/-	
Radium 228	
Radium Precision +/-	
Combined Ra226/228	GPS (5.8)
Thorium 230	GPS (7.0)
Thorium Precision +/-	
Lead (Pb210)	GPS (8.9)
Lead Precision +/-	
Gross Alpha	GPS (15)
Gross Alpha Precision +/-	
QUALITY ASSURANCE DATA:	
TDS A/C Balance (dec. %)	
(LAB: Energy Labs Inc. unless noted.)	

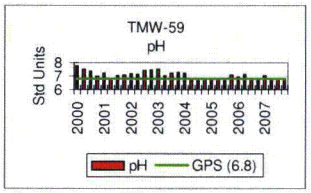

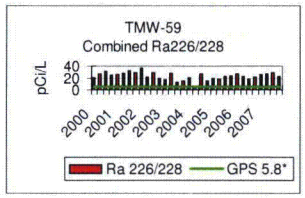

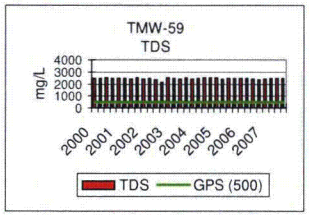

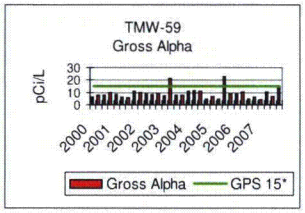

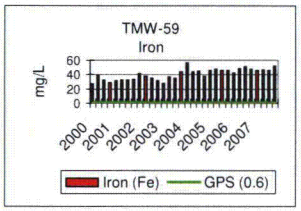

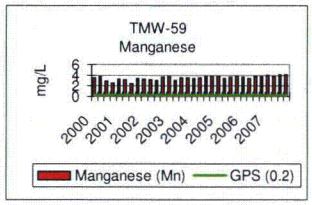

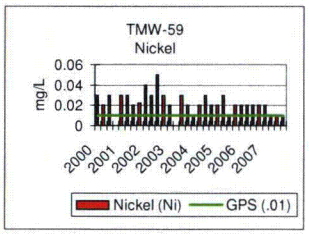

KENNECOTT URANIUM COMPANY																	
TMW-61																	
NORTHING: 148,422.32	Groundwater	2000		2001		2002		2003		2004		2005		2006		2007	
EASTING: 324,592.68	Protection																
ND = Non-detectable	Standard	3/9/00	9/7/00	3/22/01	9/4/01	3/12/02	9/5/02	3/10/03	9/17/03	3/9/04	9/15/04	3/2/05	12/16/05	3/2/06	9/11/06	2/27/07	9/12/07
FIELD DATA mg/l:	(GPS)																
Temperature (C)	as of 5/26/05	8	8	8	8	8	8	8	8	8	12	13	9.1	9.5	12.4	9.5	11.2
pH (Std. Units)		6.9	6.9	7.1	7.1	6.9	6.8	6.7	6.8	7.4	6.9	6.7	7..24	7.35	7.04	7.61	7.2
Cond. (umho/cm)		940	132	840	1100	1040	980	1040	880	880	780	840	890	990	1440	1471	1469
TDS																	
MAJOR IONS mg/l:																	
Alk - CaCO3		225	213	211	204	201	189	191	180	174	177	171	192	220	210	208	230
Bicarbonate (HCO3)		273	260	257	249	245	230	233	219	213	216	208	235	268	256	254	281
Calcium (Ca)		231	251	268	242	277	231	205	239	239	242	241	265	267	267	299	309
Carbonate (CO3)		-0.1	-0.1	-0.1	-1	-1	-1	-1	-1	-1	-1	-1	-1	-1	-1	-1	-1
Chloride (Cl)		28.8	27.9	24	26.2	32.9	26.8	19.8	129	32.2	21	24	25	25	22	30	31
Fluoride (F)		-0.1	-0.1	0.11	-0.1	-0.1	-0.1	-0.1	0.1	-0.1	0.1	-0.1	-0.1	-0.1	0.1	0.1	0.1
Magnesium (Mg)		14.3	15.2	16.6	15.3	15.9	14	12	14.4	16.6	14.4	14.6	17.9	16.8	16.4	18.6	19.6
Nitrate - N (NO3)		-0.1	-0.1	-0.1	-0.1	-0.1	-0.1	-0.1	-0.1	-0.1	-0.1	-0.1	-0.1	-0.1	-0.1	-0.1	-0.1
Potassium (K)		5.3	5	4.7	4.5	5	4.5	4.9	193	4.8	4.4	5.1	4.7	4.5	4.4	5.6	5
Silica (SiO2)		16.6	18.1	17.6	17.6	19.7	17.6	15	18	20	18	19	21	20	19	19	19
Sodium (Na)		52.3	51.8	58.8	51.7	55.7	53.3	48.8	54.6	53.2	55.7	55.9	57.8	60.4	58.4	64.8	64.4
Sulfate (SO4)		518	516	581	525	569	517	474	630	550	533	533	615	579	621	709	724
NON-METALS:																	
Cyanide (CN)		-0.005	-0.005	-0.005		-0.005	-0.005	-0.005	-0.005	-0.005	-0.005	-0.005	-0.005	-0.005	-0.005	-0.005	-0.005
PHYSICAL PROPERTIES:																	
Cond. (umho/cm)		1470	1450	1470	1400	1370	1310	1360	1370	1340	1260	1350	1450	1450	1610	1600	1700
pH	GPS (6.8)	7.92	7.73	7.68	8	7.8	7.94	7.9	7.96	7.59	7.29	7.71	7.81	7.9	7.52	7.64	7.54
TDS @ 180 C.	GPS (500)	1100	1110	1150	1100	1060	1060	1040	1060	1070	1030	995	1120	1120	1130	1250	1260
METALS-DISSOLVED mg/l:																	
Aluminum (Al)	GPS (1.8)	-0.1	-0.1	-0.1	-0.1	-0.1	-0.1	-0.1	-0.1	-0.1	-0.1	-0.1	-0.1	-0.1	-0.1	-0.1	-0.1
Arsenic (As)	GPS (.05)	-0.001	-0.001	-0.001	-0.001	-0.001	-0.001	-0.001	-0.001	-0.001	-0.001	-0.001	-0.001	-0.001	-0.001	-0.001	-0.001
Barium (Ba)		-0.1	-0.1	-0.1	-0.1	-0.1	-0.1	-0.1	-0.1	-0.1	-0.1	-0.1	-0.1	-0.1	-0.1	-0.1	-0.1
Beryllium (Be)	GPS (.01)	-0.01	-0.01	-0.01	-0.01	-0.01	-0.01	-0.01	-0.01	-0.01	-0.01	-0.01	-0.01	-0.01	-0.01	-0.01	-0.01
Boron (B)		-0.1	-0.1	-0.1	-0.1	-0.1	-0.1	-0.1	-0.1	-0.1	-0.1	-0.1	-0.1	-0.1	-0.1	-0.1	-0.1
Cadmium (Cd)	GPS (.01)	-0.005	-0.005	-0.005	-0.005	-0.005	-0.005	-0.005	-0.005	-0.005	-0.005	-0.005	-0.005	-0.005	-0.005	-0.005	-0.005
Chromium (Cr)	GPS (.05)	-0.01	-0.01	-0.01	-0.01	-0.01	-0.01	-0.01	-0.01	-0.01	-0.01	-0.01	-0.01	-0.01	-0.01	-0.01	-0.01
Cobalt (Co)		-0.001	-0.001	-0.001	-0.001	-0.001	0.002	-0.001	-0.001	-0.001	-0.001	-0.001	-0.001	-0.001	-0.001	-0.001	-0.001
Copper (Cu)		-0.01	-0.01	-0.01	-0.01	-0.01	-0.01	-0.01	-0.01	-0.01	-0.01	-0.01	-0.01	-0.01	-0.01	-0.01	-0.01
Iron (Fe)	GPS (0.6)	0.58	0.6	0.58	0.5	0.593	0.526	0.377	0.569	0.589	0.5	0.52	0.62	0.76	0.47	0.18	0.57
Lead (Pb)		-0.01	-0.01	-0.01	-0.01	-0.01	-0.01	-0.01	-0.01	-0.01	-0.01	-0.01	-0.01	-0.01	-0.01	-0.01	-0.01
Manganese (Mn)	GPS (0.2)	0.18	0.19	0.2	0.31	0.16	0.15	0.18	0.17	0.18	0.18	0.17	0.2	0.2	0.23	0.24	0.24
Mercury (Hg)		-0.0002	-0.0002	-0.0002	-0.0002	-0.0002	-0.0002	-0.0002	-0.0002	-0.0002	-0.0002	-0.0002	-0.0002	-0.0002	-0.0002	-0.0002	-0.0002
Molybdenum (Mo)		-0.01	-0.01	-0.01	-0.01	-0.01	-0.01	-0.01	-0.01	-0.01	-0.01	-0.01	-0.01	-0.01	-0.01	-0.01	-0.01
Nickel (Ni)	GPS (.01)	-0.01	-0.01	-0.01	-0.01	-0.01	0.02	-0.01	-0.01	-0.01	-0.01	-0.01	-0.01	-0.01	-0.01	-0.01	-0.01
Selenium (Se)	GPS (.01)	-0.001	0.002	0.001	-0.001	0.01	-0.001	0.001	-0.001	-0.001	-0.001	-0.001	-0.001	0.002	-0.001	-0.001	-0.001
Silver (Ag)		-0.01	-0.01	-0.01	-0.01	-0.01	-0.01	-0.01	-0.01	-0.01	-0.01	-0.01	-0.01	-0.01	-0.01	-0.01	-0.01
Thallium (Tl)		-0.01	-0.01	-0.01	-0.01	-0.01	-0.01	-0.01	-0.01	-0.01	-0.01	-0.01	-0.01	-0.01	-0.01	-0.01	-0.01
Vanadium (V2O5)		-0.1	-0.1	-0.1	-0.1	-0.1	-0.1	-0.1	-0.1	-0.1	-0.1	-0.1	-0.1	-0.1	-0.1	-0.1	-0.1
Zinc (ZN)		-0.01	0.02	-0.01	0.01	-0.01	0.01	-0.01	0.01	0.01	-0.01	-0.01	-0.01	-0.01	-0.01	-0.01	-0.01
RADIOMETRIC pCi/l:																	
Uranium, natural	GPS (36)	2	2.5	2.2	2.4372	15.6	2.1	2.3	2.1	2.4	2.1	1.8	2.4	3	3.4	3.4	3.9
Radium 226		4.7	5.9	4.4	5.6	5.3	5.2	4.6	3.8	4.1	3	4.5	3.6	5.3	1.4	6.1	3.8
Radium Precision +/-		0.4	0.4	0.4	0.4	0.3	0.4	0.6	0.4	0.7	0.8	0.8	0.8	1.5	0.4	0.8	0.6
Radium 228		9.4	13.2	13	12.2	11	6.1	13	-1	5	4.3	6.8	6.6	1.1	5.3	2.8	5.8
Radium Precision +/-		0.6	1	1.5	1.5	1	1	1.2		1.3	1.7	1	1.2	0.9	0.9	0.9	0.9
Comb. Ra226/228	GPS (5.8)	14.1	19.1	17.4	17.8	16.3	11.3	17.6	3.8	9.1	7.3	11.3	10.2	6.4	6.7	8.9	9.6
Thorium 230	GPS (7.0)	5.9	-0.2	-0.2	-0.2	-0.2	-0.2	-0.2	-0.2	-0.2	-0.2	-0.2	-0.2	-0.2	-0.2	-0.2	-0.2
Thorium Precision +/-		1.8															
Lead (Pb210)	GPS (8.9)	-1	-1	-1	-1	-2.7	-2.7	-2.7	-2.7	-1	-1	-1	-1	-1	-1	-1	-1
Lead Precision +/-																	
Gross Alpha	GPS (15)	13.5	5	5.8	4.3	4.9	7.2	7.9	8.3	6	5.7	10.5	5.1	5.7	3.9	4.3	6.9
Gross Alpha Precision +/-		1.3	1.1	1.5	1.2	1.4	1	1.3	1.6	1.2	1.4	1.3	1.6	1.5	0.7	0.7	1
QUALITY ASSURANCE DATA:																	
TDS A/C Balance (dec. %)		1.09	1.09	1.04	1.09	0.96	1.07	1.15	0.76	1.07	1.04	1	1	1.02	1	0.98	0.96
(LAB: Energy Labs Inc. unless noted.)																	

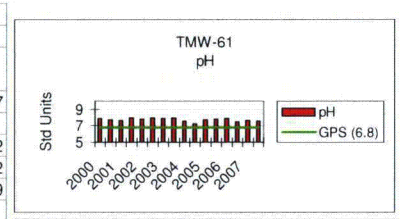

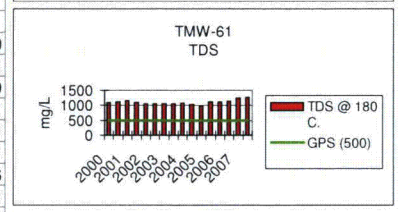

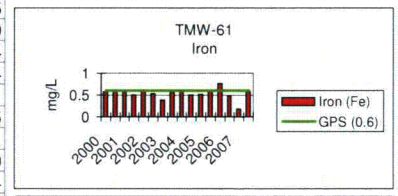

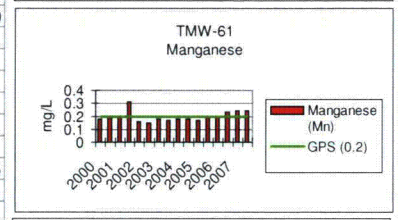

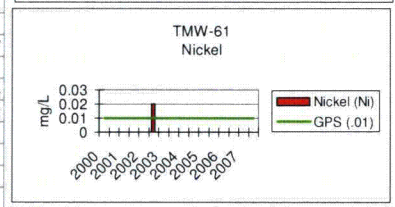

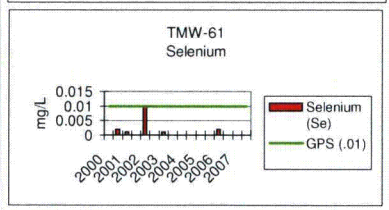

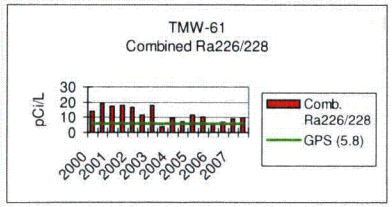

KENNECOTT URANIUM COMPANY																	
TMW-62																	
NORTHING: 148,789.00 EASTING: 324,277.11	Groundwater Protection	2000		2001		2002		2003		2004		2005		2006		2007	
ND = Non-detectable	Standard	05/08/00	11/07/00	05/07/01	11/12/01	05/07/02	11/11/02	05/13/03	11/11/03	5/4/2004	11/1/2004	5/2/2005	12/13/2005	4/4/2006	8/8/2006	2/21/2007	11/19/2007
FIELD DATA mg/l:	(GPS)																
Temperature (C)	as of 5/26/05	8	8	8	8	8	8	8	8	11	12	10	8.1	10	15.8	10	10.1
pH (Std. Units)		7.3	7.2	7.4	7.4	6.9	6.5	7.1	6.8	7.7	7.9	7.2	7.71	7.2	7.51	7.28	7.7
Cond. (umho/cm)		440	380	360	300	480	400	300	280	320	200	240	260	240	356	235	265
TDS																	
MAJOR IONS mg/l:																	
Alk - CaCO3		99	94	93	89	102	97	91	89	92.3	87	96	90	96	88	86	89
Bicarbonate (HCO3)		120	114	112	108	124	118	111	108	113	106	117	110	117	107	105	108
Calcium (Ca)		87.5	41.8	39.8	32.6	70.2	48	33.2	27.4	39.1	28.1	33.1	41	59.5	31.5	22.9	26.9
Carbonate (CO3)		-0.1	-0.1	-1	-1	-1	-1	-1	-1	-1	-1	-1	-1	-1	-1	-1	-1
Chloride (Cl)		6.8	4.6	4.9	9	3.8	-1	-1	-1	3.8	3	2	1	3	4	2	3
Fluoride (F)		0.23	0.24	0.21	0.3	0.2	0.2	0.3	0.3	0.3	0.4	0.3	0.3	0.2	0.3	0.4	0.3
Magnesium (Mg)		8.1	3.4	3.1	2.6	6.2	4.2	2.7	2.4	3.5	2.5	2.8	4.1	6	2.9	2	2.6
Nitrate - N (NO3)		-0.1	-0.1	0.51	-0.1	-0.1	-0.1	-0.1	-0.1	-0.1	-0.1	-0.1	-0.1	-0.1	-0.1	-0.1	-0.1
Potassium (K)		2.8	2	1.9	1.6	2.7	1.7	2.4	1.3	1.8	2	1.7	1.6	1.6	1.8	1	1.6
Silica (SiO2)		10.8	10.9	10.9	11	10.5	10.2	8.9	10.2	10.5	12	11	12	12	10	13	11
Sodium (Na)		38.2	34.6	35.9	32.2	36.6	38	31.8	36.4	34.3	34.6	33.7	31.4	38.2	33.3	37.1	36
Sulfate (SO4)		204	83.6	84.5	60	169	106	70.4	55.6	87	59	67	88	141	71	52	61
NON-METALS:																	
Cyanide (CN)		-0.005	-0.005	-0.005	-0.005	-0.005	-0.005	-0.005	-0.005	-0.005	-0.005	-0.005	-0.005	-0.005	-0.005	-0.005	-0.005
PHYSICAL PROPERTIES:																	
Cond. (umho/cm)		644	378	386	308	551	423	332	319	337	300	334	366	487	374	275	311
pH	GPS (6.8)	8.09	8.06	7.95	7.9	8.03	8.08	7.87	8.12	8.03	8.19	8.13	8.23	7.22	8.17	8.16	7.49
TDS @ 180 C.	GPS (500)	415	227	257	199	359	270	134	166	231	204	194	256	330	232	154	174
TRACE METALS mg/l:																	
Aluminum (Al)	GPS (1.8)	-0.1	-0.1	-0.1	-0.1	-0.1	-0.1	-0.1	-0.1	-0.1	-0.1	-0.1	-0.1	-0.1	-0.1	-0.1	-0.1
Arsenic (As)	GPS (.05)	-0.001	-0.001	-0.001	0.001	0.001	-0.001	-0.001	0.001	-0.001	-0.001	-0.001	-0.001	-0.001	-0.001	-0.001	-0.001
Barium (Ba)		-0.1	-0.1	-0.1	-0.1	-0.1	-0.1	-0.1	-0.1	-0.1	-0.1	-0.1	-0.1	-0.1	-0.1	-0.1	-0.1
Beryllium (Be)	GPS (.01)	-0.01	-0.01	-0.01	-0.01	-0.01	-0.01	-0.01	-0.01	-0.01	-0.01	-0.01	-0.01	-0.01	-0.01	-0.01	-0.01
Boron (B)		-0.1	-0.1	-0.1	-0.1	-0.1	-0.1	-0.1	-0.1	-0.1	-0.1	-0.1	-0.1	-0.1	-0.1	-0.1	-0.1
Cadmium (Cd)	GPS (.01)	-0.005	-0.005	-0.005	-0.005	-0.005	-0.005	-0.005	-0.005	-0.005	-0.005	-0.005	-0.005	-0.005	-0.005	-0.005	-0.005
Chromium (Cr)	GPS (.05)	-0.01	-0.01	-0.01	-0.01	-0.01	-0.01	-0.01	-0.01	-0.01	-0.01	-0.01	-0.01	-0.01	-0.01	-0.01	-0.01
Cobalt (Co)		-0.001	-0.001	-0.001	-0.001	-0.001	-0.001	-0.001	-0.001	-0.001	-0.001	-0.001	-0.001	-0.001	-0.001	-0.001	-0.001
Copper (Cu)		-0.01	-0.01	-0.01	-0.01	-0.01	-0.01	-0.01	-0.01	-0.01	-0.01	-0.01	-0.01	-0.01	-0.01	-0.01	-0.01
Iron (Fe)	GPS (0.6)	-0.1	-0.1	-0.1	-0.1	-0.1	-0.05	-0.05	-0.05	-0.05	-0.05	-0.05	-0.05	-0.05	-0.05	-0.05	-0.05
Lead (Pb)		-0.01	-0.01	-0.01	-0.01	-0.01	-0.01	-0.01	-0.01	-0.01	-0.01	-0.01	-0.01	-0.01	-0.01	-0.01	-0.01
Manganese (Mn)	GPS (0.2)	0.06	0.04	0.04	0.03	0.05	0.04	0.03	0.02	0.03	0.03	0.02	0.03	0.04	0.01	0.01	0.02
Mercury (Hg)		-0.0002	-0.0002	-0.0002	-0.0002	-0.0002	-0.0002	-0.0002	-0.0002	-0.0002	-0.0002	-0.0002	-0.0002	-0.0002	-0.0002	-0.0002	-0.0002
Molybdenum (Mo)		-0.01	-0.01	-0.01	-0.01	-0.01	-0.01	-0.01	-0.01	-0.01	-0.01	-0.01	-0.01	-0.01	-0.01	-0.01	-0.01
Nickel (Ni)	GPS (.01)	-0.01	-0.01	-0.01	-0.01	-0.01	-0.01	-0.01	-0.01	-0.01	-0.01	-0.01	-0.01	-0.01	-0.01	-0.01	-0.01
Selenium (Se)	GPS (.01)	-0.001	-0.001	-0.001	-0.001	-0.001	-0.001	-0.001	-0.001	-0.001	-0.001	-0.001	-0.001	-0.001	-0.001	-0.001	-0.001
Silver (Ag)		-0.01	-0.01	-0.01	-0.01	-0.01	-0.01	-0.01	-0.01	-0.01	-0.01	-0.01	-0.01	-0.01	-0.01	-0.01	-0.01
Thallium (Tl)		-0.01	-0.01	-0.01	-0.01	-0.01	-0.01	-0.01	-0.01	-0.01	-0.01	-0.01	-0.01	-0.01	-0.01	-0.01	-0.01
Vanadium (V2O5)		-0.1	-0.1	-0.1	-0.1	-0.1	-0.1	-0.1	-0.1	-0.1	-0.1	-0.1	-0.1	-0.1	-0.1	-0.1	-0.1
Zinc (ZN)		-0.01	-0.01	-0.01	0.01	-0.01	-0.01	-0.01	-0.01	-0.01	-0.01	-0.01	-0.01	-0.01	-0.01	-0.01	-0.01
RADIOMETRIC pCi/l:																	
Uranium, natural	GPS (36)	7	7.1	4.1	3.7235	6.9731	5.6	3.9	5.6	6.4	4	4.4	4.1	5	3.7	2.7	4.8
Radium 226		1.2	-0.2	0.8	-0.2	1.2	0.6	0.5	-0.2	0.8	0.4	0.5	0.6	0.5	0.4	-0.2	-0.2
Radium Precision +/-		0.3		0.2		0.3	0.2	0.3		0.4	0.3	0.4	0.3	0.4	0.3		
Radium 228		4.9	2.5	-1	3.2	-1	-1	-1	-1	-1	-1	-1	-1	5.6	-1	-1	-0.2
Radium Precision +/-		0.3	1		1									1.2			
Combined Ra226/228	GPS (5.8)	6.1	2.5	0.8	3.2	1.2	0.6	0.5	0	0.8	0.4	0.5	0.6	6.1	0.4	0	0
Thorium 230	GPS (7.0)	-0.2	-0.2	-0.2	-0.2	-0.2	-0.2	0.5	-0.2	-0.2	-0.2	-0.2	-0.2	-0.2	-0.2	-0.2	-0.2
Thorium Precision +/-								0.5									
Lead (Pb210)	GPS (8.9)	-1	-1	-1	-2.7	-2.7	-2.7	-2.7	-2.7	-1	-1	-1	-1	-1	-1	-1	2.4
Lead Precision +/-																	1.4
Gross Alpha	GPS (15)	2.6	-1	-1	-1	2.4	-1	-1	-1	-1	-1	-1	1.9	1.5	-1	-1	-1
Gross Alpha Precision +/-		1.1				1.2							0.8	0.9			
QUALITY ASSURANCE DATA:																	
TDS A/C Balance (dec. %)		0.99	0.95	1.07	1.03	0.99	1	0.64	0.94	0.98	1.06	0.92	1.1	1.05	1.12	0.85	0.89
(LAB: Energy Labs Inc. unless noted.)																	

KENNECOTT URANIUM COMPANY	
TMW-62	
NORTHING: 148,789.00 EASTING: 324,277.11	Groundwater Protection
ND = Non-detectable	Standard
FIELD DATA mg/l:	(GPS)
Temperature (C)	as of 5/26/05
pH (Std. Units)	
Cond. (umho/cm)	
TDS	
MAJOR IONS mg/l:	
Alk - CaCO3	
Bicarbonate (HCO3)	
Calcium (Ca)	
Carbonate (CO3)	
Chloride (Cl)	
Fluoride (F)	
Magnesium (Mg)	
Nitrate - N (NO3)	
Potassium (K)	
Silica (SiO2)	
Sodium (Na)	
Sulfate (SO4)	
NON-METALS:	
Cyanide (CN)	
PHYSICAL PROPERTIES:	
Cond. (umho/cm)	
pH	GPS (6.8)
TDS @ 180 C.	GPS (500)
TRACE METALS mg/l:	
Aluminum (Al)	GPS (1.8)
Arsenic (As)	GPS (.05)
Barium (Ba)	
Beryllium (Be)	GPS (.01)
Boron (B)	
Cadmium (Cd)	GPS (.01)
Chromium (Cr)	GPS (.05)
Cobalt (Co)	
Copper (Cu)	
Iron (Fe)	GPS (0.6)
Lead (Pb)	
Manganese (Mn)	GPS (0.2)
Mercury (Hg)	
Molybdenum (Mo)	
Nickel (Ni)	GPS (.01)
Selenium (Se)	GPS (.01)
Silver (Ag)	
Thallium (Tl)	
Vanadium (V2O5)	
Zinc (ZN)	
RADIOMETRIC pCi/l:	
Uranium, natural	GPS (36)
Radium 226	
Radium Precision +/-	
Radium 228	
Radium Precision +/-	
Combined Ra226/228	GPS (5.8)
Thorium 230	GPS (7.0)
Thorium Precision +/-	
Lead (Pb210)	GPS (8.9)
Lead Precision +/-	
Gross Alpha	GPS (15)
Gross Alpha Precision +/-	
QUALITY ASSURANCE DATA:	
TDS A/C Balance (dec. %)	
(LAB: Energy Labs Inc. unless noted.)	

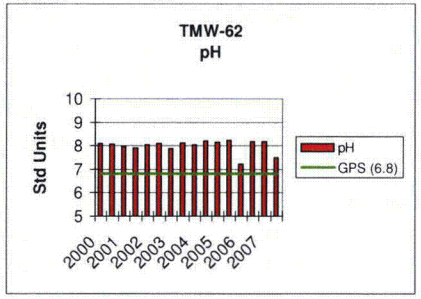

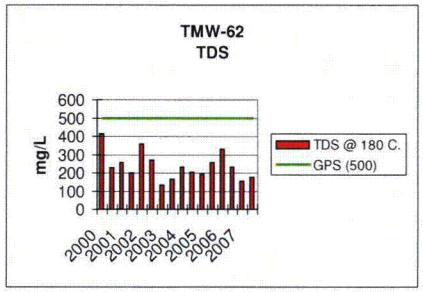

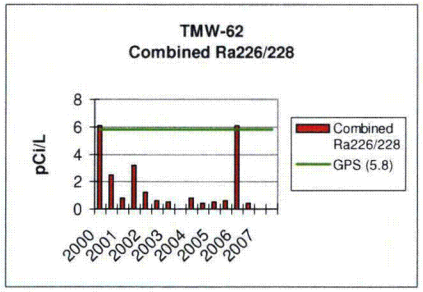

KENNECOTT URANIUM COMPANY																				
TMW-63																				
NORTHING: 148,924.39 EASTING: 325,009.90	Groundwater Protection	2000		2001		2002				2003			2004		2005		2006		2007	
ND = Non-detectable	Standard	05/08/00	11/07/00	05/07/01	11/12/01	05/07/02	07/25/02	10/15/02	11/11/02	03/10/03	05/13/03	11/12/03	05/04/04	11/01/04	05/02/05	12/19/05	05/04/06	11/19/06	05/23/07	11/26/07
FIELD DATA mg/l:	(GPS)																			
Temperature (C)	as of 5/26/05	8	8	10	8	8	8	8	8	8	8	8	15	12	12	11.2	11.9	11.4	9.9	11.9
pH (Std. Units)		6.8	6.6	6.7	6.8	6.7	6.3	6.6	6.6	6.6	6.6	6.5	6.3	6.5	6.2	6.74	6.7	6.54	6.82	6.7
Cond. (umho/cm)		1420	2200	2200	2000	1660	1720	1460	1560	1480	1700	1600	1460	1080	1680	1450	300	305	313	295
TDS																				
MAJOR IONS mg/l:																				
Alk - CaCO3		452	483	501	486	470	470	480	475	477	609	447	468	466	470	452	481	478	440	525
Bicarbonate (HCO3)		551	589	611	593	573	573	586	579	582	743	545	572	568	574	552	587	584	537	640
Calcium (Ca)		534	571	632	631	584	623	626	615	624	591	584	605	629	625	591	625	619	619	576
Carbonate (CO3)		-0.1	-0.1	-1	-1	-1	-1	-1	-1	-1	-1	-1	-1	-1	-1	-1	-1	-1	-1	-1
Chloride (Cl)		72.2	87.2	85.9	89	81.3	70.9	86.3	59.5	67.1	101	69	77.2	82	85	86	86	81	87	103
Fluoride (F)		-0.1	-0.1	-0.1	-0.1	-0.1	-0.1	-0.1	-0.1	-1	-0.1	-0.1	-0.1	-0.1	-0.1	-0.1	-0.1	-0.1	1.2	-0.1
Magnesium (Mg)		33.4	42.4	38.5	41.3	35.6	37.5	39.2	34	29.6	38.8	41.3	41.3	45.7	43.2	46.3	45	42.1	44.8	39.5
Nitrate - N (NO3)		-0.1	-0.1	-0.1	-0.1	-0.1	-0.1	-0.1	-0.1	-0.1	-0.1	-0.1	-0.1	-0.1	-0.1	-0.1	-0.1	-0.1	-0.1	-0.1
Potassium (K)		7	7.2	6.9	6.7	8.1	6.6	7.2	7	6.7	7.5	6.6	6.8	7.5	7	7	6.8	6.9	7.3	7.9
Silica (SiO2)		18.8	22	21	23	19.4	19	21.2	17.8	16.7	17.6	21.1	21	24	23	24	24	21	23	22
Sodium (Na)		82.1	94.5	86	90.8	79.8	85.9	87.4	81.8	70.2	89.5	92.7	88.5	93.1	89.7	91.6	93.4	89.5	93.5	93
Sulfate (SO4)		973	1190	1170	1250	1060	1140	1150	1020	1170	1220	1150	1160	1250	1220	1230	1320	1220	1230	1180
NON-METALS:																				
Cyanide (CN)		-0.005	-0.005	-0.005	-0.005	-0.005	-0.005	-0.005	-0.005	-0.005	-0.005	-0.005	-0.005	-0.005	-0.005	-0.005	-0.005	-0.005	-0.005	-0.005
PHYSICAL PROPERTIES:																				
Cond. (umho/cm)		2700	2830	2870	2800	2740	2650	2870	2780	2730	3580	2800	2820	2970	2850	2890	2890	2960	3010	3110
pH	GPS (6.8)	7.81	7.62	7.45	7.7	7.69	7.96	7.6	7.64	7.66	7.43	7.85	7.02	7.27	7.19	7.34	7.1	7.17	8.64	7.18
TDS @ 180 C.	GPS (500)	2370	2390	2520	2460	2430	2370	2240	2410	2400	2950	2390	2510	2540	2480	2510	2530	2390	2610	2650
TRACE METALS mg/l:																				
Aluminum (Al)	GPS (1.8)	-0.1	-0.1	-0.1	-0.1	-0.1	-0.1	-0.1	-0.1	-0.1	-0.1	-0.1	-0.1	-0.1	-0.1	-0.1	-0.1	-0.1	-0.1	-0.1
Arsenic (As)	GPS (.05)	-0.001	-0.001	-0.001	-0.001	-0.001	-0.001	0.002	-0.001	-0.001	-0.001	0.002	-0.001	-0.001	-0.001	-0.001	-0.001	-0.001	-0.001	-0.001
Barium (Ba)		-0.1	-0.1	-0.1	-0.1	-0.1	-0.1	-0.1	-0.1	-0.1	-0.1	-0.1	-0.1	-0.1	-0.1	-0.1	-0.1	-0.1	-0.1	-0.1
Beryllium (Be)	GPS (.01)	-0.01	-0.01	-0.01	-0.01	-0.01	-0.01	-0.01	-0.01	-0.01	-0.01	-0.01	-0.01	-0.01	-0.01	-0.01	-0.01	-0.01	-0.01	-0.01
Boron (B)		-0.1	-0.1	-0.1	-0.1	-0.1	-0.1	-0.1	-0.1	-0.1	-0.1	-0.1	-0.1	-0.1	-0.1	-0.1	-0.1	0.2	-0.1	-0.1
Cadmium (Cd)	GPS (.01)	-0.005	-0.005	-0.005	-0.005	-0.005	-0.005	-0.005	-0.005	-0.005	-0.005	-0.005	-0.005	-0.005	-0.005	-0.005	-0.005	-0.005	-0.005	-0.005
Chromium (Cr)	GPS (.05)	-0.01	-0.01	-0.01	-0.01	0.01	-0.01	-0.01	-0.01	-0.01	-0.01	-0.01	-0.01	-0.01	-0.01	-0.01	-0.01	-0.01	-0.01	-0.01
Cobalt (Co)		0.002	-0.001	0.003	0.003	0.001	-0.001	0.002	-0.001	0.001	0.002	0.001	0.001	-0.001	-0.001	-0.001	-0.001	-0.001	-0.001	-0.001
Copper (Cu)		-0.01	-0.01	-0.01	-0.01	-0.01	-0.01	-0.01	-0.01	-0.01	-0.01	-0.01	-0.01	-0.01	-0.01	-0.01	-0.01	-0.01	-0.01	-0.01
Iron (Fe)	GPS (0.6)	1.43	2.02	1.79	2.1	-0.05	0.654	2.07	1.34	1.54	1.96	2.13	2.08	2.12	2.38	2.34	1.77	1.9	2.36	1.81
Lead (Pb)		-0.01	-0.01	-0.01	-0.01	-0.01	-0.01	-0.01	-0.01	-0.01	-0.01	-0.01	-0.01	-0.01	-0.01	-0.01	-0.01	-0.01	-0.01	-0.01
Manganese (Mn)	GPS (0.2)	0.56	0.52	0.54	0.46	0.53	0.56	0.57	0.56	0.56	0.65	0.6	0.51	0.6	0.52	0.58	0.58	0.59	0.7	0.54
Mercury (Hg)		-0.0002	-0.0002	-0.0002	-0.0002	-0.0002	-0.0002	-0.0002	-0.0002	-0.0002	-0.0002	-0.0002	-0.0002	-0.0002	-0.0002	-0.0002	-0.0002	-0.0002	-0.0002	-0.0002
Molybdenum (Mo)		-0.01	-0.01	-0.01	-0.01	-0.01	-0.01	-0.01	-0.01	-0.01	-0.01	-0.01	-0.01	-0.01	-0.01	-0.01	-0.01	-0.01	-0.01	-0.01
Nickel (Ni)	GPS (.01)	-0.01	-0.01	-0.01	0.034	0.02	0.01	0.03	-0.01	-0.01	-0.01	-0.01	-0.01	-0.01	-0.01	-0.01	-0.01	-0.01	-0.01	-0.01
Selenium (Se)	GPS (.01)	-0.001	0.003	0.001	-0.001	0.002	0.002	0.004	0.002	0.002	0.001	-0.001	0.001	0.003	-0.001	-0.001	-0.001	0.003	0.003	0.001
Silver (Ag)		-0.01	-0.01	-0.01	-0.01	-0.01	-0.01	-0.01	-0.01	-0.01	-0.01	-0.01	-0.01	-0.01	-0.01	-0.01	-0.01	-0.01	-0.01	-0.01
Thallium (Tl)		-0.01	-0.01	-0.01	-0.01	-0.01	-0.01	-0.01	-0.01	-0.01	-0.01	-0.01	-0.01	-0.01	-0.01	-0.01	-0.01	-0.01	-0.01	-0.01
Vanadium (V2O5)		-0.1	-0.1	-0.1	-0.1	-0.1	-0.1	-0.1	-0.1	-0.1	-0.1	-0.1	-0.1	-0.1	-0.1	-0.1	-0.1	-0.1	-0.1	-0.1
Zinc (ZN)		0.02	0.01	0.02	0.03	-0.01	0.03	0.03	0.03	0.03	0.03	0.02	0.02	0.01	0.01	-0.01	-0.01	0.02	0.01	0.01
RADIOMETRIC pCi/l:																				
Uranium, natural	GPS (36)	3.7	4.13	3.8	4.2651	2.7757	4.94	5	2.9	2.1	4	2.6	4.7	2.9	3	1.4	1.4	1.5	2.4	1.8
Radium 226		3	6.1	6.1	2.9	4.9	3	7.9	3.9	4	6.9	4.9	4.9	5	4	4.2	4.6	5.8	5.3	3.4
Radium Precision +/-		0.3	0.4	0.5	0.3	0.4	0.3	0.9	0.4	0.3	0.4	0.4	0.8	0.8	0.8	0.7	1	1.1	0.7	0.7
Radium 228		9.9	10.1	3.6	12.1	12.5	12.7	16.1	5.6	-1	15.4	3.9	8.5	9.8	8	11.9	12.6	9.7	13	11.4
Radium Precision +/-		0.3	1.2	1.1	1.1	1	1.2	1.3	1		1.5	1.2	1.7	1.6	1.3	1.4	1.5	1.1	1.1	1.3
Combined Ra226/228	GPS (5.8)	12.9	16.2	9.7	15	17.4	15.7	24	9.5	4	22.3	6.1	13.4	14.8	12	16.1	17.2	15.5	18.3	14.8
Thorium 230	GPS (7.0)	-0.2	-0.2	-0.2	-0.2	-0.2	0.8	-0.2	-0.2	-0.2	0.3	-0.2	-0.2	-0.2	-0.2	-0.2	-0.2	-0.2	-0.2	0.6
Thorium Precision +/-							0.5				0.3									
Lead (Pb210)	GPS (8.9)	-1	-1	-1	-2.7	-2.7	-2.7	-2.7	-2.7	-2.7	-2.7	-2.7	-1	-1	-1	-1	-1	-1	-1	4
Lead Precision +/-																				1.3
Gross Alpha	GPS (15)	6.2	16.9	5	4.2	18.5	5	9.4	6	11	8.2	5.4	6.4	3.6	11.1	6.2	4.5	5.1	17	5.2
Gross Alpha Precision +/-		1.5	1.6	1.3	1.4	2.3	1	1.2	2.2	1.6	1.5	1.2	1.5	1.3	1.1	1.3	1.1	0.9	1.7	0.7
QUALITY ASSURANCE DATA:																				
TDS A/C Balance (dec. %)		1.19	1.03	1.07	1.02	1.12	1.04	0.97	1.04	1.05	1.2	1.08	1.1	1.05	1.05	1.07	1.02	1.01	1.1	1.13
(LAB: Energy Labs Inc. unless noted.)																				

KENNECOTT URANIUM COMPANY	
TMW-63	
NORTHING: 148,924.39 EASTING: 325,009.90	Groundwater Protection
ND = Non-detectable	Standard
FIELD DATA mg/l:	(GPS)
Temperature (C)	as of 5/26/05
pH (Std. Units)	
Cond. (umho/cm)	
TDS	
MAJOR IONS mg/l:	
Alk - CaCO3	
Bicarbonate (HCO3)	
Calcium (Ca)	
Carbonate (CO3)	
Chloride (Cl)	
Fluoride (F)	
Magnesium (Mg)	
Nitrate - N (NO3)	
Potassium (K)	
Silica (SiO2)	
Sodium (Na)	
Sulfate (SO4)	
NON-METALS:	
Cyanide (CN)	
PHYSICAL PROPERTIES:	
Cond. (umho/cm)	
pH	GPS (6.8)
TDS @ 180 C.	GPS (500)
TRACE METALS mg/l:	
Aluminum (Al)	GPS (1.8)
Arsenic (As)	GPS (.05)
Barium (Ba)	
Beryllium (Be)	GPS (.01)
Boron (B)	
Cadmium (Cd)	GPS (.01)
Chromium (Cr)	GPS (.05)
Cobalt (Co)	
Copper (Cu)	
Iron (Fe)	GPS (0.6)
Lead (Pb)	
Manganese (Mn)	GPS (0.2)
Mercury (Hg)	
Molybdenum (Mo)	
Nickel (Ni)	GPS (.01)
Selenium (Se)	GPS (.01)
Silver (Ag)	
Thallium (Tl)	
Vanadium (V2O5)	
Zinc (ZN)	
RADIOMETRIC pCi/l:	
Uranium, natural	GPS (36)
Radium 226	
Radium Precision +/-	
Radium 228	
Radium Precision +/-	
Combined Ra226/228	GPS (5.8)
Thorium 230	GPS (7.0)
Thorium Precision +/-	
Lead (Pb210)	GPS (8.9)
Lead Precision +/-	
Gross Alpha	GPS (15)
Gross Alpha Precision +/-	
QUALITY ASSURANCE DATA:	
TDS A/C Balance (dec. %)	
(LAB: Energy Labs Inc. unless noted.)	

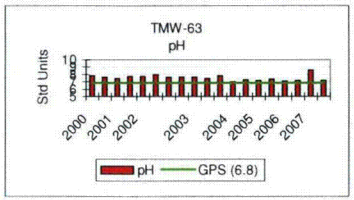

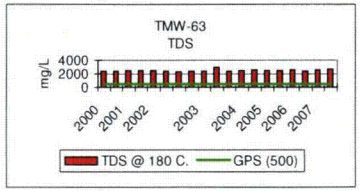

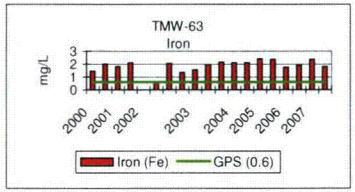

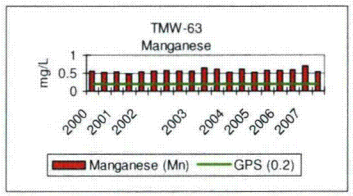

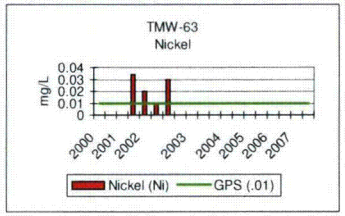

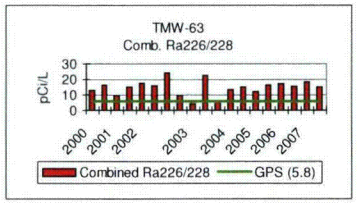

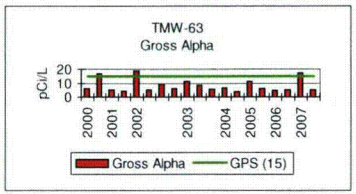

KENNECOTT URANIUM COMPANY																	
TMW-64																	
NORTHING: 149,797.71	Groundwater	2000		2001		2002		2003		2004		2005		2006		2007	
EASTING: 324,991.71	Protection																
ND = Non-detectable	Standard	05/08/00	11/07/00	05/07/01	11/12/01	05/07/02	11/11/02	05/13/03	11/11/03	05/04/04	11/01/04	05/02/05	12/13/05	05/02/06	11/28/06	06/03/07	11/19/07
FIELD DATA mg/l:	(GPS)																
Temperature (C)	as of 5/26/05	8	8	8	8	8	8	8	8	13	12	10	6.6	11.6	8.1	10.8	9.8
pH (Std. Units)		7.4	6.8	6.9	7.2	7.2	7.2	7.2	6.7	7.8	7.3	7.2	7.46	7.51	7.42	7.25	7.4
Cond. (uMho/cm)		780	720	1080	1020	900	900	920	860	800	680	860	780	1176	1.14	1080	1079
TDS																	
MAJOR IONS mg/l:																	
Alk - CaCO3		65	64	64	65	65	65	63	66	63	66	65	68	65	85	0.68	68
Bicarbonate (HCO3)		79	77	77	79	79.3	78.7	76.9	79.9	76.9	80	79	82	79	104	83	83
Calcium (Ca)		199	217	209	225	197	179	200	210	201	208	211	207	190	196	200	196
Carbonate (CO3)		-0.1	-0.1	-1	-1	-1	-1	-1	-1	-1	-1	-1	-1	-1	-1	-1	-1
Chloride (Cl)		33.1	35.9	34.4	45	32.8	26.1	33.2	32.1	32.5	33	35	33	29	30	33	33
Fluoride (F)		0.19	0.18	0.16	0.2	0.2	0.2	0.2	0.2	0.2	0.2	-0.1	0.2	0.2	0.2	0.2	0.1
Magnesium (Mg)		17.5	19.3	18	19.2	17	15.2	16.6	18.3	17.8	18.8	18.2	19	17.9	17.8	18.1	17.8
Nitrate-N (NO3)		-0.1	-0.1	0.42	-0.1	-0.1	-0.1	-0.1	-0.1	-0.1	-0.1	-0.1	-0.1	-0.1	-0.1	-0.1	-0.1
Potassium (K)		4.7	4.9	4.3	4.4	5.3	4.8	4.9	4.2	4.4	4.8	4.4	4.2	4	4.3	4.3	4.3
Silica (SiO2)		8.2	9	9	9	7.9	7	7.3	8.1	8.2	9	9	9	9	9	8	8
Sodium (Na)		53	54.5	53.6	53.9	49.3	51.1	52	55.7	53.7	53.8	53.6	53.4	52	54.5	54.9	54.6
Sulfate (SO4)		527	589	532	612	555	488	560	576	562	562	563	568	523	538	557	559
NON- METALS:																	
Cyanide (CN)		-0.005	-0.005	-0.005	-0.005	-0.005	-0.005	-0.005	-0.005	-0.005	-0.005	-0.005	-0.005	-0.005	-0.005	-0.005	-0.005
PHYSICAL PROPERTIES:																	
Cond (uMho/cm)		1270	1280	1270	1270	1270	1270	1280	1310	1250	1240	1280	1230	1200	1240	1340	1260
pH	GPS (6.8)	7.91	7.84	7.76	7.7	7.91	7.82	7.56	7.89	7.87	7.97	7.9	8.01	7.82	7.84	7.28	7.5
TDS @ 180 C.	GPS (500)	989	953	1020	1020	996	958	953	978	968	980	940	944	914	938	904	893
TRACE METALS mg/l:																	
Aluminum (Al)	GPS (1.8)	-0.1	-0.1	-0.1	-0.1	-0.1	-0.1	-0.1	-0.1	-0.1	-0.1	-0.1	-0.1	-0.1	-0.1	-0.1	-0.1
Arsenic (As)	GPS (.05)	-0.001	-0.001	0.001	0.001	0.001	0.001	0.001	0.002	-0.001	0.001	-0.001	-0.001	-0.001	-0.001	-0.001	-0.001
Barium (Ba)		-0.1	-0.1	-0.1	-0.1	-0.1	-0.1	-0.1	-0.1	-0.1	-0.1	-0.1	-0.1	-0.1	-0.1	-0.1	-0.1
Beryllium (Be)	GPS (.01)	-0.01	-0.01	-0.01	-0.01	-0.01	-0.01	-0.01	-0.01	-0.01	-0.01	-0.01	-0.01	-0.01	-0.01	-0.01	-0.01
Boron (B)		-0.1	-0.1	-0.1	-0.1	-0.1	-0.1	-0.1	-0.1	-0.1	-0.1	-0.1	-0.1	-0.1	-0.1	-0.1	-0.1
Cadmium (Cd)	GPS (.01)	-0.005	-0.005	-0.005	-0.005	-0.005	-0.005	-0.005	-0.005	-0.005	-0.005	-0.005	-0.005	-0.005	-0.005	-0.005	-0.005
Chromium (Cr)	GPS (.05)	-0.01	-0.01	-0.01	-0.01	-0.01	-0.01	-0.01	-0.01	-0.01	-0.01	-0.01	-0.01	-0.01	-0.01	-0.01	-0.01
Cobalt (Co)		-0.001	-0.001	-0.001	-0.001	-0.001	-0.001	-0.001	-0.001	-0.001	-0.001	-0.001	-0.001	-0.001	-0.001	-0.001	-0.001
Copper (Cu)		0.01	0.01	-0.01	-0.01	-0.01	-0.01	-0.01	-0.01	-0.01	-0.01	-0.01	-0.01	-0.01	-0.01	-0.01	-0.01
Iron (Fe)	GPS (0.6)	-0.1	-0.1	-0.1	-0.1	-0.1	-0.05	-0.05	-0.05	-0.05	-0.05	-0.05	-0.05	-0.05	0.05	-0.05	-0.05
Lead (Pb)		-0.01	-0.01	-0.01	-0.01	-0.01	-0.01	-0.01	-0.01	-0.01	-0.01	-0.01	-0.01	-0.01	-0.01	-0.01	-0.01
Manganese (Mn)	GPS (0.2)	0.05	0.04	0.02	0.02	0.04	0.04	0.01	0.04	-0.01	0.03	0.03	0.04	0.04	0.04	0.04	0.03
Mercury (Hg)		-0.0002	-0.0002	-0.0002	-0.0002	-0.0002	-0.0002	-0.0002	-0.0002	-0.0002	-0.0002	-0.0002	-0.0002	-0.0002	-0.0002	-0.0002	-0.0002
Molybdenum (Mo)		-0.01	-0.01	-0.01	-0.01	-0.01	-0.01	-0.01	-0.01	-0.01	-0.01	-0.01	-0.01	-0.01	-0.01	-0.01	-0.01
Nickel (Ni)	GPS (.01)	-0.01	-0.01	-0.01	-0.01	-0.01	-0.01	-0.01	-0.01	-0.01	-0.01	-0.01	-0.01	-0.01	-0.01	-0.01	-0.01
Selenium (Se)	GPS (.01)	0.006	0.005	0.006	0.005	0.007	0.006	0.023	0.008	0.032	0.018	0.022	0.016	0.007	0.003	0.008	0.003
Silver (Ag)		-0.01	-0.01	-0.01	-0.01	-0.01	-0.01	-0.01	-0.01	-0.01	-0.01	-0.01	-0.01	-0.01	-0.01	-0.01	-0.01
Thallium (Tl)		-0.01	-0.01	-0.01	-0.01	-0.01	-0.01	-0.01	-0.01	-0.01	-0.01	-0.01	-0.01	-0.01	-0.01	-0.01	-0.01
Vanadium (V2O5)		-0.1	-0.1	-0.1	-0.1	-0.1	-0.1	-0.1	-0.1	-0.1	-0.1	-0.1	-0.1	-0.1	-0.1	-0.1	-0.1
Zinc (ZN)		0.02	-0.01	-0.01	0.02	0.01	0.02	-0.01	-0.01	-0.01	-0.01	-0.01	-0.01	-0.01	-0.01	-0.01	-0.01
RADIOMETRIC pCi/l:																	
Uranium, natural	GPS (36)	12.2	23	26.9	35.1363	32.6314	34.9	34.1	37.7	30.7	29.1	27.2	31.1	29.5	27.7	24.7	22
Radium 226		1.9	3.1	3.6	2	2.9	3.4	1.8	4.5	2.3	2.3	1.9	2.2	2.7	2.5	3.2	2.5
Radium Precision +/-		0.3	0.3	0.4	0.3	0.3	0.3	0.2	0.2	0.6	0.6	0.6	0.6	0.6	1.2	0.6	0.5
Radium 228		10.8	5.2	-1	6.4	6.4	3.4	8.2	3.4	3.2	3.7	4.7	2	3.9	3.4	6.3	4.6
Radium Precision +/-		1.2	8.3		1	1	1	1.3	1.2	1.5	1.4	1.2	1.2	1.1	2.1	1.1	1.1
Combined Ra226/228	GPS (5.8)	12.7	12.7	3.6	8.4	9.3	6.8	10	7.9	5.5	6	6.6	4.2	6.6	5.9	9.5	7.1
Thorium 230	GPS (7.0)	-0.2	-0.2	-0.2	-0.2	0.4	-0.2	0.3	-0.2	-0.2	-0.2	-0.2	-0.2	-0.2	-0.2	-0.2	-0.2
Thorium Precision +/-						0.3		0.3									
Lead (Pb210)	GPS (8.9)	-1	-1	-1	-2.7	-2.7	-2.7	-2.7	-2.7	-1	-1	-1	-1	-1	-1	-1	2.1
Lead Precision +/-																	1.4
Gross Alpha	GPS (15)	4.7	7.6	2	3	8.4	2.7	2.7	3.5	2.5	2.5	4.4	2.6	3.9	3.5	4.3	1.8
Gross Alpha Precision +/-		1.3	1.2	1.2	1.3	1.6	2.2	1	1.1	1	1.2	1.4	0.9	1.7	0.9	0.7	0.6
QUALITY ASSURANCE DATA:																	
TDS A/C Balance (dec. %)		1.12	0.98	1.13	1.01	1.1	1.18	1.04	1.04	1.05	1.06	1.01	1.02	1.06	1.04	0.99	0.98
(LAB: Energy Labs Inc. unless noted.)																	

KENNECOTT URANIUM COMPANY	
TMW-64	
NORTHING: 149,797.71 EASTING: 324,991.71	Groundwater Protection
ND = Non-detectable	Standard
FIELD DATA mg/l:	(GPS)
Temperature (C)	as of 5/26/05
pH (Std. Units)	
Cond. (uMho/cm)	
TDS	
MAJOR IONS mg/l:	
Alk - CaCO3	
Bicarbonate (HCO3)	
Calcium (Ca)	
Carbonate (CO3)	
Chloride (Cl)	
Fluoride (F)	
Magnesium (Mg)	
Nitrate-N (NO3)	
Potassium (K)	
Silica (SiO2)	
Sodium (Na)	
Sulfate (SO4)	
NON- METALS:	
Cyanide (CN)	
PHYSICAL PROPERTIES:	
Cond (uMho/cm)	
pH	GPS (6.8)
TDS @ 180 C.	GPS (500)
TRACE METALS mg/l:	
Aluminum (Al)	GPS (1.8)
Arsenic (As)	GPS (.05)
Barium (Ba)	
Beryllium (Be)	GPS (.01)
Boron (B)	
Cadmium (Cd)	GPS (.01)
Chromium (Cr)	GPS (.05)
Cobalt (Co)	
Copper (Cu)	
Iron (Fe)	GPS (0.6)
Lead (Pb)	
Manganese (Mn)	GPS (0.2)
Mercury (Hg)	
Molybdenum (Mo)	
Nickel (Ni)	GPS (.01)
Selenium (Se)	GPS (.01)
Silver (Ag)	
Thallium (Tl)	
Vanadium (V2O5)	
Zinc (ZN)	
RADIOMETRIC pCi/l:	
Uranium, natural	GPS (36)
Radium 226	
Radium Precision +/-	
Radium 228	
Radium Precision +/-	
Combined Ra226/228	GPS (5.8)
Thorium 230	GPS (7.0)
Thorium Precision +/-	
Lead (Pb210)	GPS (8.9)
Lead Precision +/-	
Gross Alpha	GPS (15)
Gross Alpha Precision +/-	
QUALITY ASSURANCE DATA:	
TDS A/C Balance (dec. %)	
(LAB: Energy Labs Inc. unless noted.)	

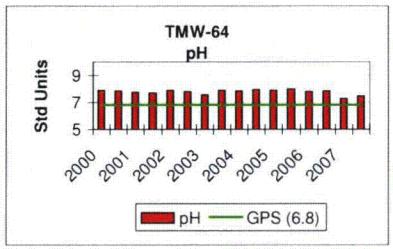

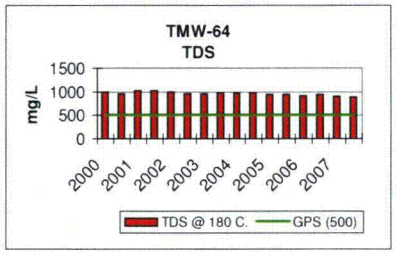

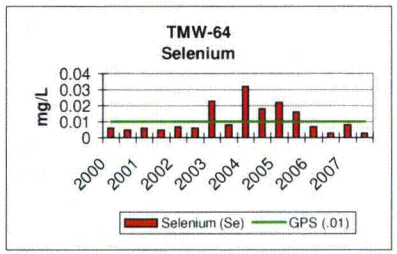

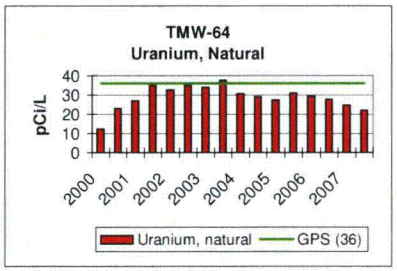

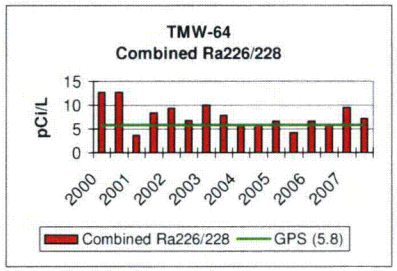

KENNECOTT URANIUM COMPANY																	
TMW-69																	
NORTHING: 149,649.27	Groundwater	2000		2001		2002		2003		2004		2005		2006		2007	
EASTING: 324,659.43	Protection																
ND = Non-detectable	Standard	5/8/00	11/9/00	5/10/01	11/12/01	5/7/02	11/11/02	5/13/03	11/11/03	5/4/04	11/1/04	5/2/05	12/20/05	5/2/06	11/28/06	5/1/07	11/26/07
FIELD DATA mg/l:	(GPS)																
Temperature (C)	as of 5/26/05	8	8	8	8	8	8	8	8	14	11	10	8.7	12.4	8.1	11	11.1
pH (Std. Units)		7.6	7.2	7.6	7.5	7.1	6.8	6.8	6.7	7.4	7.3	7.2	7.63	7.74	7.55	7.1	7.3
Cond. (umho/cm)		400	580	520	540	520	500	540	500	480	280	440	410	522	513	512	494
TDS																	
MAJOR IONS mg/l:																	
Alk - CaCO3		94	96	96	98	101	97	97	103	100	101	101	100	103	100	100	113
Bicarbonate (HCO3)		114	117	116	120	123	118	118	126	122	123	123	122	125	122	130	137
Calcium (Ca)		85.4	77.8	78.8	84.4	76.3	75.5	78.4	77.9	77.7	80.7	79.3	75.8	75.6	76.1	75.3	70
Carbonate (CO3)		-0.1	-0.1	-1	-1	-1	-1	-1	-1	-1	-1	-1	-1	-1	-1	-1	-1
Chloride (Cl)		13.2	10.9	9.4	14	5	5.5	7.8	7.2	9.8	6	12	8	7	6	7	8
Fluoride (F)		0.16	0.18	0.17	0.2	0.2	0.2	0.2	0.2	0.2	0.2	0.2	0.2	0.2	0.2	0.2	0.2
Magnesium (Mg)		5.6	5.3	5.1	5.34	4.9	4.9	4.9	5	5.1	5.3	5	4.9	5.1	4.8	5.2	4
Nitrate - N (NO3)		-0.1	-0.1	-0.1	-0.1	-0.1	-0.1	-0.1	-0.1	-0.1	-0.1	-0.1	-0.1	-0.1	-0.1	-0.1	-0.1
Potassium (K)		3.5	2.8	2.7	2.8	3.2	3	3.4	2.6	2.9	3.1	2.8	2.7	2.8	2.8	2.9	3.1
Silica (SiO2)		12.3	12.6	12.9	14	12.9	11.8	11.9	13.4	13	14	14	14	14	14	14	14
Sodium (Na)		36.7	35.4	34.4	35.2	33.5	36.9	34.8	35.5	35	35.2	34.4	35.2	33.4	35.2	34.8	33.3
Sulfate (SO4)		188	173	172	185	176	162	177	170	177	173	170	162	161	162	173	149
NON-METALS:																	
Cyanide (CN)		-0.005	-0.005	-0.005	-0.005	-0.005	-0.005	-0.005	-0.005	-0.005	-0.005	-0.005	-0.005	-0.005	-0.005	-0.005	-0.005
PHYSICAL PROPERTIES:																	
Cond. (umho/cm)		629	585	590	573	564	570	565	579	575	571	575	558	539	559	573	569
pH	GPS (6.8)	8.07	7.83	8.07	8	8.08	8.05	7.88	8.16	8.05	8.07	8.12	8.19	8.06	8.05	8.02	7.81
TDS @ 180° C.	GPS (500)	413	382	391	388	369	382	324	369	374	412	363	363	336	388	378	353
METALS-DISSOLVED mg/l:																	
Aluminum (Al)	GPS (1.8)	-0.1	-0.1	-0.1	-0.1	-0.1	-0.1	-0.1	-0.1	-0.1	-0.1	-0.1	-0.1	-0.1	-0.1	-0.1	-0.1
Arsenic (As)	GPS (.05)	-0.001	-0.001	-0.001	0.001	-0.001	-0.001	-0.001	0.001	-0.001	-0.001	-0.001	-0.001	-0.001	-0.001	-0.001	-0.001
Barium (Ba)		-0.1	-0.1	-0.1	-0.1	-0.1	-0.1	-0.1	-0.1	-0.1	-0.1	-0.1	-0.1	-0.1	-0.1	-0.1	-0.1
Beryllium (Be)	GPS (.01)	-0.01	-0.01	-0.01	-0.01	-0.01	-0.01	-0.01	-0.01	-0.01	-0.01	-0.01	-0.01	-0.01	-0.01	-0.01	-0.01
Boron (B)		-0.1	-0.1	-0.1	-0.1	-0.1	-0.1	-0.1	-0.1	-0.1	-0.1	-0.1	-0.1	-0.1	-0.1	-0.1	-0.1
Cadmium (Cd)	GPS (.01)	-0.005	-0.005	-0.005	-0.005	-0.005	-0.005	-0.005	-0.005	-0.005	-0.005	-0.005	-0.005	-0.005	-0.005	-0.005	-0.005
Chromium (Cr)	GPS (.05)	-0.01	-0.01	-0.01	-0.01	-0.01	-0.01	-0.01	-0.01	-0.01	-0.01	-0.01	-0.01	-0.01	-0.01	-0.01	-0.01
Cobalt (Co)		-0.001	-0.001	-0.001	-0.001	-0.001	-0.001	-0.001	-0.001	-0.001	-0.001	-0.001	-0.001	-0.001	-0.001	-0.001	-0.001
Copper (Cu)		-0.01	-0.01	-0.01	-0.01	-0.01	-0.01	-0.01	-0.01	-0.01	-0.01	-0.01	-0.01	-0.01	-0.01	-0.01	-0.01
Iron (Fe)	GPS (0.6)	-0.1	-0.1	-0.1	-0.1	0.056	-0.05	-0.05	-0.05	-0.05	-0.05	0.1	-0.05	-0.05	-0.05	-0.05	-0.05
Lead (Pb)		-0.01	-0.01	-0.01	-0.01	-0.01	-0.01	-0.01	-0.01	-0.01	-0.01	-0.01	-0.01	-0.01	-0.01	-0.01	-0.01
Manganese (Mn)	GPS (0.2)	0.04	0.04	0.04	0.04	0.04	0.04	0.04	0.04	0.03	0.04	0.03	0.04	0.04	0.04	0.04	0.04
Mercury (Hg)		-0.0002	-0.0002	-0.0002	-0.0002	-0.0002	-0.0002	-0.0002	-0.0002	-0.0002	-0.0002	-0.0002	-0.0002	-0.0002	-0.0002	-0.0002	-0.0002
Molybdenum (Mo)		-0.01	-0.01	-0.01	-0.01	-0.01	-0.01	-0.01	-0.01	-0.01	-0.01	-0.01	-0.01	-0.01	-0.01	-0.01	-0.01
Nickel (Ni)	GPS (.01)	-0.01	-0.01	-0.01	-0.01	-0.01	-0.01	-0.01	-0.01	-0.01	-0.01	-0.01	-0.01	-0.01	-0.01	-0.01	-0.01
Selenium (Se)	GPS (.01)	-0.001	-0.001	-0.001	-0.001	-0.001	-0.001	-0.001	-0.001	-0.001	0.001	-0.001	-0.001	-0.001	-0.001	-0.001	-0.001
Silver (Ag)		-0.01	-0.01	-0.01	-0.01	-0.01	-0.01	-0.01	-0.01	-0.01	-0.01	-0.01	-0.01	-0.01	-0.01	-0.01	-0.01
Thallium (Tl)		-0.01	-0.01	-0.01	-0.01	-0.01	-0.01	-0.01	-0.01	-0.01	-0.01	-0.01	-0.01	-0.01	-0.01	-0.01	-0.01
Vanadium (V2O5)		-0.1	-0.1	-0.1	-0.1	-0.1	-0.1	-0.1	-0.1	-0.1	-0.1	-0.1	-0.1	-0.1	-0.1	-0.1	-0.1
Zinc (ZN)		0.02	0.02	0.02	0.01	-0.01	-0.01	-0.01	-0.01	-0.01	-0.01	-0.01	-0.01	-0.01	-0.01	-0.01	-0.01
RADIOMETRIC pCi/l:																	
Uranium, natural	GPS (36)	4.1	7.13	4.9	3.6558	3.8589	4.9	4.1	4.5	4.4	4.1	4.8	4.1	4.2	3.8	4.2	4.1
Radium 226		2.1	1.6	1.8	0.8	2	1.1	1.5	1.5	1.3	1.7	2.7	2.2	1.5	-0.2	2.5	1.4
Radium Precision +/-		0.3	0.3	0.3	0.2	0.3	0.2	0.2	0.4	0.5	0.7	0.7	0.6	0.5		0.6	0.5
Radium 228		4.6	3.1	-1	8.3	5.9	-1	-1	-1	-1	3.7	3	1.8	-1	-1	1.5	-1
Radium Precision +/-		0.3	0.3		1	1					2.3	1.2	1.1			0.8	
Combined Ra226/228	GPS (5.8)	6.7	4.7	1.8	9.1	7.9	1.1	1.5	1.5	1.3	5.4	5.7	4	1.5	0	4	1.4
Thorium 230	GPS (7.0)	-0.2	-0.2	-0.2	-0.2	-0.2	-0.2	0.3	-0.2	-0.2	-0.2	-0.2	-0.2	-0.2	-0.2	-0.2	-0.2
Thorium Precision +/-								0.3									
Lead (Pb210)	GPS (8.9)	-1	-1	-1	-2.7	-2.7	-2.7	-2.7	-2.7	-1	-1	-1	-1	-1	-1	-1	-1
Lead Precision +/-																	
Gross Alpha	GPS (15)	3.8	1.7	-1	1.7	4.1	-1	1.9	1.5	1.6	1.2	2.3	1.5	2.4	-1	3.1	1.9
Gross Alpha Precision +/-		1.2	0.9		1.2	1.3		1	1	1	1	1.2	0.8	1.5		0.6	0.5
QUALITY ASSURANCE DATA:																	
TDS A/C Balance (dec. %)		1.03	1.01	1.04	1	0.98	1.06	0.85	1.02	0.98	1.09	0.96	1	0.93	1.07	1.01	1.01
(LAB: Energy Labs Inc. unless noted.)																	

KENNECOTT URANIUM COMPANY	
TMW-69	
NORTHING: 149,649.27 EASTING: 324,659.43	Groundwater Protection
ND = Non-detectable	Standard
FIELD DATA mg/l:	(GPS)
Temperature (C)	as of 5/26/05
pH (Std. Units)	
Cond. (umho/cm)	
TDS	
MAJOR IONS mg/l:	
Alk - CaCO3	
Bicarbonate (HCO3)	
Calcium (Ca)	
Carbonate (CO3)	
Chloride (Cl)	
Fluoride (F)	
Magnesium (Mg)	
Nitrate - N (NO3)	
Potassium (K)	
Silica (SiO2)	
Sodium (Na)	
Sulfate (SO4)	
NON-METALS:	
Cyanide (CN)	
PHYSICAL PROPERTIES:	
Cond. (umho/cm)	
pH	GPS (6.8)
TDS @ 180° C.	GPS (500)
METALS-DISSOLVED mg/l:	
Aluminum (Al)	GPS (1.8)
Arsenic (As)	GPS (.05)
Barium (Ba)	
Beryllium (Be)	GPS (.01)
Boron (B)	
Cadmium (Cd)	GPS (.01)
Chromium (Cr)	GPS (.05)
Cobalt (Co)	
Copper (Cu)	
Iron (Fe)	GPS (0.6)
Lead (Pb)	
Manganese (Mn)	GPS (0.2)
Mercury (Hg)	
Molybdenum (Mo)	
Nickel (Ni)	GPS (.01)
Selenium (Se)	GPS (.01)
Silver (Ag)	
Thallium (Tl)	
Vanadium (V2O5)	
Zinc (ZN)	
RADIOMETRIC pCi/l:	
Uranium, natural	GPS (36)
Radium 226	
Radium Precision +/-	
Radium 228	
Radium Precision +/-	
Combined Ra226/228	GPS (5.8)
Thorium 230	GPS (7.0)
Thorium Precision +/-	
Lead (Pb210)	GPS (8.9)
Lead Precision +/-	
Gross Alpha	GPS (15)
Gross Alpha Precision +/-	
QUALITY ASSURANCE DATA:	
TDS A/C Balance (dec. %)	
(LAB: Energy Labs Inc. unless noted.)	

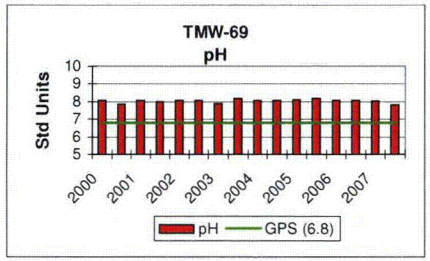

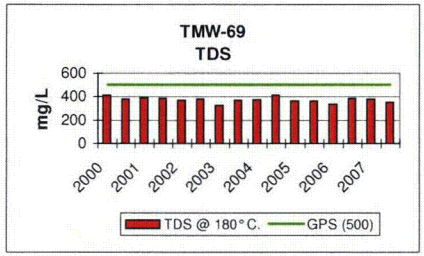

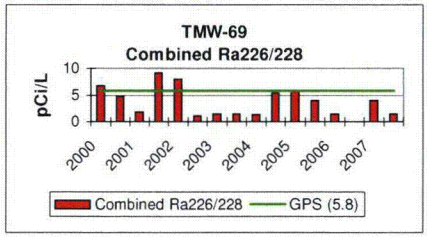

KENNECOTT URANIUM COMPANY																	
TMW-70																	
NORTHING: 149,309.09	Groundwater	2000		2001		2002		2003		2004		2005		2006		2007	
EASTING: 324,369.82	Protection																
ND=Non-detectable	Standard	5/8/00	11/9/00	5/10/01	11/13/01	5/6/02	11/13/02	5/12/03	11/11/03	5/4/04	11/2/04	5/3/05	12/19/05	5/4/06	11/28/06	5/1/07	11/7/07
FIELD DATA mg/l:	(GPS)																
Temperature (C)	as of 5/26/05	8	8	8	8	8	8	8	8	13	11	12	8.6	10.4	7	11.9	11.8
pH (Std. Units)		7.7	7.1	7.5	7.3	7.3	6.6	7.2	6.8	7.4	7.2	7.3	7.64	7.33	7.18	7.35	7.7
Cond (umho/cm)		380	560	540	500	500	500	580	580	540	380	520	500	700	530	664	603
TDS																	
MAJOR IONS mg/l:																	
Alk-CaC03		85	83	85	97	99	92	86	91	83.6	88	83	85	90	112	87	90
Bicarbonate (HCO3)		103	101	104	118	120	112	104	111	102	108	101	104	110	136	110	110
Calcium (Ca)		79.9	78.6	78.1	79.7	72.5	73.6	86.2	93.9	101	102	113	101	103	77.5	101	97.4
Carbonate (CO3)		-0.1	-0.1	-1	-1	-1	-1	-1	-1	-1	-1	-1	-1	-1	-1	-1	-1
Chloride (Cl)		12.7	10.4	9.5	13	7.5	4.6	11.3	8.5	10.4	9	13	9	12	7	11	11
Fluoride (F)		0.17	0.19	0.18	0.2	0.2	0.2	0.2	0.2	0.2	0.2	0.2	0.2	0.2	0.2	0.2	0.2
Magnesium (Mg)		5.3	5.4	5.1	4.96	4.5	4.6	5.2	5.9	6.5	6.6	7	6.6	6.7	4.9	6.9	6.2
Nitrate-N (NO3)		-0.1	-0.1	-0.1	-0.1	-0.1	-0.1	-0.1	-0.1	-0.1	-0.1	-0.1	-0.1	-0.1	-0.1	-0.1	-0.1
Potassium (K)		3.4	2.7	2.6	2.6	3.2	3	3.5	2.8	3	3.6	3.5	2.9	3	2.8	3.2	3.1
Silica (SiO2)		11.4	12.6	12.7	14	13.2	12.1	11.7	13.3	12.9	14	13	13	13	15	13	13
Sodium (Na)		35.2	35.6	34.2	36.6	34.6	37.7	36.7	38.8	39.4	39.1	40.6	38.6	38.5	37.1	39.1	39.3
Sulfate (SO4)		183	196	175	177	165	164	211	224	250	245	268	241	266	171	265	237
NON-METALS:																	
Cyanide (CN)		-0.005	-0.005	-0.005	-0.005	-0.005	-0.005	-0.005	-0.005	-0.005	-0.005	-0.005	-0.005	-0.005	-0.005	-0.005	-0.005
PHYSICAL PROPERTIES:																	
Cond (umho/cm)		598	591	597	562	545	568	612	419	697	673	745	709	705	565	723	678
pH	GPS (6.8)	8.06	7.91	8.04	8	8.09	7.87	7.86	8.16	7.89	8.04	7.94	8.09	7.96	7.51	7.96	8.01
TDS @ 180°C.	GPS (500)	392	404	382	379	360	380	374	438	464	481	463	477	490	392	488	430
TRACE METALS mg/l:																	
Aluminum (Al)	GPS (1.8)	-0.1	-0.1	-0.1	-0.1	-0.1	-0.1	-0.1	-0.1	-0.1	-0.1	-0.1	-0.1	-0.1	-0.1	-0.1	-0.1
Arsenic (As)	GPS (.05)	-0.001	-0.001	-0.001	0.001	-0.001	-0.001	-0.001	-0.001	-0.001	-0.001	-0.001	-0.001	-0.001	-0.001	-0.001	-0.001
Barium (Ba)		-0.1	-0.1	-0.1	-0.1	-0.1	-0.1	-0.1	-0.1	-0.1	-0.1	-0.1	-0.1	-0.1	-0.1	-0.1	-0.1
Beryllium (Be)	GPS (.01)	-0.01	-0.01	-0.01	-0.01	-0.01	-0.01	-0.01	-0.01	-0.01	-0.01	-0.01	-0.01	-0.01	-0.01	-0.01	-0.01
Boron (B)		-0.1	-0.1	-0.1	-0.1	-0.1	-0.1	-0.1	-0.1	-0.1	-0.1	-0.1	-0.1	-0.1	-0.1	-0.1	-0.1
Cadmium (Cd)	GPS (.01)	-0.005	-0.005	-0.005	-0.005	-0.005	-0.005	-0.005	-0.005	-0.005	-0.005	-0.005	-0.005	-0.005	-0.005	-0.005	-0.005
Chromium (Cr)	GPS (.05)	-0.01	-0.01	-0.01	-0.01	-0.01	-0.01	-0.01	-0.01	-0.01	-0.01	-0.01	-0.01	-0.01	-0.01	-0.01	-0.01
Cobalt (Co)		-0.001	-0.001	-0.001	-0.001	-0.001	-0.001	-0.001	-0.001	-0.001	-0.001	-0.001	-0.001	-0.001	-0.001	-0.001	-0.001
Copper (Cu)		-0.01	-0.01	-0.01	-0.01	-0.01	-0.01	-0.01	-0.01	-0.01	-0.01	-0.01	-0.01	-0.01	-0.01	-0.01	-0.01
Iron (Fe)	GPS (0.6)	-0.1	-0.1	-0.1	-0.1	0.073	0.058	-0.05	0.075	0.081	0.09	0.05	-0.05	-0.05	-0.05	-0.05	-0.05
Lead (Pb)		-0.01	-0.01	-0.01	-0.01	-0.01	-0.01	-0.01	-0.01	-0.01	-0.01	-0.01	-0.01	-0.01	-0.01	-0.01	-0.01
Manganese (Mn)	GPS (0.2)	0.04	0.05	0.05	0.05	0.06	0.06	0.05	0.07	0.05	0.05	0.05	0.05	0.05	0.04	0.05	0.04
Mercury (Hg)		-0.0002	-0.0002	-0.0002	-0.0002	-0.0002	-0.0002	-0.0002	-0.0002	-0.0002	-0.0002	-0.0002	-0.0002	-0.0002	-0.0002	-0.0002	-0.0002
Molybdenum (Mo)		-0.01	-0.01	-0.01	-0.01	-0.01	-0.01	-0.01	-0.01	-0.01	-0.01	-0.01	-0.01	-0.01	-0.01	-0.01	-0.01
Nickel (Ni)	GPS (.01)	-0.01	-0.01	-0.01	-0.01	-0.01	-0.01	-0.01	-0.01	-0.01	-0.01	-0.01	-0.01	-0.01	-0.01	-0.01	-0.01
Selenium (Se)	GPS (.01)	-0.001	-0.001	-0.001	-0.001	-0.001	-0.001	-0.001	-0.001	-0.001	-0.001	-0.001	-0.001	-0.001	-0.001	-0.001	-0.001
Silver (Ag)		-0.01	-0.01	-0.01	-0.01	-0.01	-0.01	-0.01	-0.01	-0.01	-0.01	-0.01	-0.01	-0.01	-0.01	-0.01	-0.01
Thallium (Tl)		-0.01	-0.01	-0.01	-0.01	-0.01	-0.01	-0.01	-0.01	-0.01	-0.01	-0.01	-0.01	-0.01	-0.01	-0.01	-0.01
Vanadium (V205)		-0.1	-0.1	-0.1	-0.1	-0.1	-0.1	-0.1	-0.1	-0.1	-0.1	-0.1	-0.1	-0.1	-0.1	-0.1	-0.1
Zinc (ZN)		-0.01	-0.01	-0.01	-0.01	-0.01	-0.01	-0.01	-0.01	-0.01	-0.01	-0.01	-0.01	-0.01	-0.01	-0.01	-0.01
RADIOMETRIC pCi/l:																	
Uranium, natural	GPS (36)	3.6	3.75	3.2	2.3695	2.5049	2.7	2.8	3.4	3.1	3.4	3.8	3.6	3.8	3.1	3.8	4.2
Radium 226		2.5	2.3	3.2	1.5	2.8	2	2.6	3	3.4	3.5	1.5	3.5	3.5	3.2	5.4	3.9
Radium Precision +/-		0.2	0.3	0.3	0.3	0.3	0.3	0.3	0.3	0.7	0.9	0.6	0.7	0.9	1.3	0.9	0.8
Radium 228		5.4	5.3	4.1	7.5	4.4	4.2	-1	-1	4.6	3.3	6	4.3	2.3	-1	4.6	6.6
Radium Precision +/-		0.2	0.3	1.4	1	1	1			1.6	2.2	1.3	1.2	1.2		0.9	1.2
Combined Ra226/228	GPS (5.8)	7.9	7.6	7.3	9	7.2	6.2	2.6	3	8	6.8	7.5	7.8	5.8	3.2	10	10.5
Thorium 230	GPS (7.0)	-0.2	-0.2	-0.2	-0.2	-0.2	-0.2	0.3	-0.2	-0.2	-0.2	-0.2	-0.2	-0.2	-0.2	-0.2	-0.2
Thorium Precision +/-								0.3									
Lead (Pb210)	GPS (8.9)	-1	-1	-1	-2.7	-2.7	-2.7	-2.7	-2.7	-1	-1	-1	-1	-1	-1	-1	-1
Lead Precision +/-																	
Gross Alpha	GPS (15)	3.6	2.3	2.8	1.3	5.1	-1	2.5	3	4.2	4	6.1	4.5	3.9	3.6	5.4	4.3
Gross Alpha Precision +/-		1.2	1	1.3	1.1	1.4		1	1	1.2	1.3	1.6	1.1	1	0.9	0.7	0.8
QUALITY ASSURANCE DATA:																	
TDS A/C Balance (dec. %)		1.02	1.03	1.03	1.01	0.99	1.06	0.89	1.02	0.98	1.02	0.91	1.03	0.99	1.03	0.99	0.93
(LAB: Energy Labs Inc. unless noted.)																	

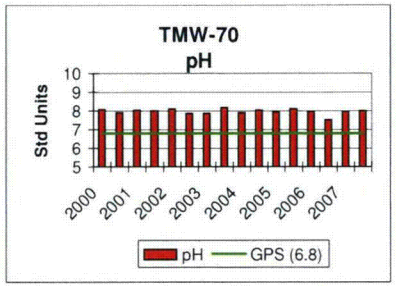

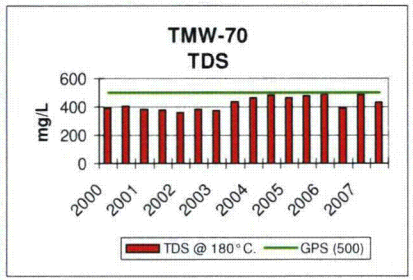

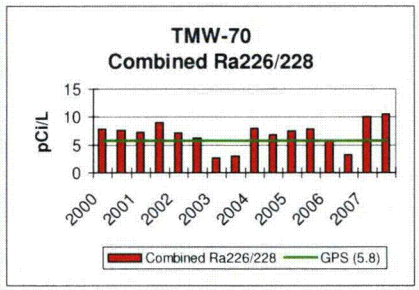

KENNECOTT URANIUM COMPANY																	
TMW-71																	
NORTHING: 149,835.18	Groundwater	2000		2001		2002		2003		2004		2005		2006		2007	
EASTING: 324,420.67	Protection																
ND = Non-detectable	Standard	05/08/00	11/09/00	05/10/01	11/13/01	05/06/02	11/20/02	05/12/03	11/11/03	05/05/04	11/02/04	05/03/05	12/19/05	05/02/06	11/19/06	05/01/07	11/07/07
FIELD DATA mg/l:	(GPS)																
Temperature (C)	as of 5/26/05	8	8	8	8	8	8	8	8	12	10	11	9	11.6	8.9	11.9	10
pH (Std. Units)		7.7	7.2	7.3	7.4	7.2	6.8	7.1	6.9	7.3	7.1	7.2	7.56	7.46	7.39	7.48	7.7
Cond (umho/cm)		440	660	720	640	580	580	680	660	520	420	500	510	676	645	632	612
TDS																	
MAJOR IONS mg/l:																	
Alk-CaC03		116	117	116	117	119	116	119	119	118	119	118	118	120	114	120	120
Bicarbonate (HCO3)		140	142	140	142	145	141	145	145	144	145	144	143	146	139	150	146
Calcium (Ca)		95.9	98.5	98.7	107	98.4	98.9	104	105	102	115	114	103	105	85.3	102	105
Carbonate (CO3)		-0.1	-0.1	-1	-1	-1	-1	-1	-1	-1	-1	-1	-1	-1	-1	-1	-1
Chloride (Cl)		4.5	6.3	8	12	5	1.2	6	6.1	6.1	6	7	7	6	4	6	6
Fluoride (F)		0.16	0.17	0.16	0.2	0.2	0.2	0.2	0.1	0.2	0.2	0.1	0.2	0.2	0.1	0.2	0.1
Magnesium (Mg)		6.2	6.6	6.3	6.74	6.2	6.3	6.4	6.7	6.6	7.5	7.1	6.7	7	5.5	7	6.6
Nitrate-N (NO3)		-0.1	-0.1	-0.1	-0.1	-0.1	-0.1	-0.1	-0.1	-0.1	-0.1	-0.1	-0.1	-0.1	-0.1	-0.1	-0.1
Potassium (K)		3.7	3.1	3	3	3.6	3.4	3.6	3	3.2	3.8	3.6	3	3.2	2.9	3.3	3.2
Silica (SiO2)		12.5	13.6	13.6	14	13.4	12.4	12.8	13.8	13.6	15	14	15	15	13	15	15
Sodium (Na)		38.9	39.4	37.6	38.4	36.3	40	38.5	39.2	37.6	39.9	39.8	37.9	36.9	34.4	37.6	38.6
Sulfate (SO4)		204	228	212	236	228	215	238	243	234	254	245	223	229	192	239	228
NON-METALS:																	
Cyanide (CN)		-0.005	-0.005	-0.005	-0.005	-0.005	-0.005	-0.005	-0.005	-0.005	-0.005	-0.005	-0.005	-0.005	-0.005	-0.005	-0.005
PHYSICAL PROPERTIES:																	
Cond (umho/cm)		688	691	698	688	677	700	691	1350	708	721	737	7.3	683	701	713	699
pH	GPS (6.8)	8.18	7.95	8.12	8	8.11	7.83	7.83	8.07	7.89	7.99	7.89	8.12	7.95	8.04	8	7.98
TDS @ 180° C.	GPS (500)	459	465	476	490	458	488	437	475	484	514	464	478	458	440	488	462
TRACE METALS mg/l:																	
Aluminum (Al)	GPS (1.8)	-0.1	-0.1	-0.1	-0.1	-0.1	-0.1	-0.1	-0.1	-0.1	-0.1	-0.1	-0.1	-0.1	-0.1	-0.1	-0.1
Arsenic (As)	GPS (.05)	-0.001	-0.001	-0.001	-0.001	-0.001	-0.001	-0.001	0.001	-0.001	-0.001	-0.001	-0.001	-0.001	-0.001	-0.001	-0.001
Barium (Ba)		-0.1	-0.1	-0.1	-0.1	-0.1	-0.1	-0.1	-0.1	-0.1	-0.1	-0.1	-0.1	-0.1	-0.1	-0.1	-0.1
Beryllium (Be)	GPS (.01)	-0.01	-0.01	-0.01	-0.01	-0.01	-0.01	-0.01	-0.01	-0.01	-0.01	-0.01	-0.01	-0.01	-0.01	-0.01	-0.01
Boron (B)		-0.1	-0.1	-0.1	-0.1	-0.1	-0.1	-0.1	-0.1	-0.1	-0.1	-0.1	-0.1	-0.1	-0.1	-0.1	-0.1
Cadmium (Cd)	GPS (.01)	-0.005	-0.005	-0.005	-0.005	-0.005	-0.005	-0.005	-0.005	-0.005	-0.005	-0.005	-0.005	-0.005	-0.005	-0.005	-0.005
Chromium (Cr)	GPS (.05)	-0.01	-0.01	-0.01	-0.01	-0.01	-0.01	-0.01	-0.01	-0.01	-0.01	-0.01	-0.01	-0.01	-0.01	-0.01	-0.01
Cobalt (Co)		-0.001	-0.001	-0.001	-0.001	-0.001	-0.001	-0.001	-0.001	-0.001	-0.001	-0.001	-0.001	-0.001	-0.001	-0.001	-0.001
Copper (Cu)		-0.01	-0.01	-0.01	-0.01	-0.01	-0.01	-0.01	-0.01	-0.01	-0.01	-0.01	-0.01	-0.01	-0.01	-0.01	-0.01
Iron (Fe)	GPS (0.6)	-0.1	-0.1	-0.1	-0.1	0.078	0.076	-0.05	0.069	-0.05	0.1	-0.05	-0.05	-0.05	-0.05	-0.05	-0.05
Lead (Pb)		-0.01	-0.01	-0.01	-0.01	-0.01	-0.01	-0.01	-0.01	-0.01	-0.01	-0.01	-0.01	-0.01	-0.01	-0.01	-0.01
Manganese (Mn)	GPS (0.2)	0.05	0.06	0.05	0.05	0.05	0.06	0.05	0.06	0.05	0.06	0.05	0.05	0.05	0.05	0.05	0.05
Mercury (Hg)		-0.0002	-0.0002	-0.0002	-0.0002	-0.0002	-0.0002	-0.0002	-0.0002	-0.0002	-0.0002	-0.0002	-0.0002	-0.0002	-0.0002	-0.0002	-0.0002
Molybdenum (Mo)		-0.01	-0.01	-0.01	-0.01	-0.01	-0.01	-0.01	-0.01	-0.01	-0.01	-0.01	-0.01	-0.01	-0.01	-0.01	-0.01
Nickel (Ni)	GPS (.01)	-0.01	-0.01	-0.01	-0.01	-0.01	-0.01	-0.01	-0.01	-0.01	-0.01	-0.01	-0.01	-0.01	-0.01	-0.01	-0.01
Selenium (Se)	GPS (.01)	-0.001	-0.001	-0.001	-0.001	-0.001	-0.001	-0.001	0.001	-0.001	-0.001	-0.001	-0.001	-0.001	-0.001	-0.001	-0.001
Silver (Ag)		-0.01	-0.01	-0.01	-0.01	-0.01	-0.01	-0.01	-0.01	-0.01	-0.01	-0.01	-0.01	-0.01	-0.01	-0.01	-0.01
Thallium (Tl)		-0.01	-0.01	-0.01	-0.01	-0.01	-0.01	-0.01	-0.01	-0.01	-0.01	-0.01	-0.01	-0.01	-0.01	-0.01	-0.01
Vanadium (V205)		-0.1	-0.1	-0.1	-0.1	-0.1	-0.1	-0.1	-0.1	-0.1	-0.1	-0.1	-0.1	-0.1	-0.1	-0.1	-0.1
Zinc (ZN)		-0.01	-0.01	-0.01	-0.01	-0.01	0.03	0.02	-0.01	-0.01	-0.01	-0.01	0.04	-0.01	-0.01	-0.01	-0.01
RADIOMETRIC pCi/l:																	
Uranium, natural	GPS (36)	9	10.8	9.2	8.0563	7.9209	8	7.4	11.4	7.9	7.3	7.8	7.1	7.1	6.1	6.3	6.9
Radium 226		3.1	3.1	3.7	2.2	3.4	3	2.1	4.6	3.1	4.4	3.2	3.2	3.6	3.7	4.1	3.2
Radium Precision +/-		0.3	0.3	0.3	0.3	0.3	0.3	0.2	0.4	0.7	0.8	0.8	0.7	0.7	0.8	0.8	0.7
Radium 228		7	3.4	7.4	11.6	7.2	6.2	3.5	4	6.5	6.6	7.3	6.8	3.7	3.9	6.6	8.3
Radium Precision +/-		0.7	0.3	1.5	1.1	1	1	1.2	1.2	1.6	1.5	1.3	1.2	1.1	1	0.9	1.2
Comb. Ra226/228	GPS (5.8)	10.1	6.5	11.1	13.8	10.6	9.2	5.6	8.6	9.6	11	10.5	10	7.3	7.6	10.7	11.5
Thorium 230	GPS (7.0)	-0.2	-0.2	-0.2	-0.2	-0.2	-0.2	0.3	-0.2	-0.2	-0.2	-0.2	-0.2	-0.2	-0.2	-0.2	-0.2
Thorium Precision +/-								0.3									
Lead (Pb210)	GPS (8.9)	-1	-1	-1	-2.7	-2.7	-2.7	-2.7	-2.7	-1	-1	-1	-1	-1	-1	-1	-1
Lead Precision +/-																	
Gross Alpha	GPS (15)	4.7	3.6	4.8	2.5	6	3.9	3.1	3.1	3.6	2.9	6.3	3.1	4.3	3.4	4.5	4.3
Gross Alpha Precision +/-		1.3	1.2	1.7	1.2	1.4	2.2	1	1	1.2	1.2	1.6	1	1.8	0.7	0.7	0.8
QUALITY ASSURANCE DATA:																	
TDS A/C Balance (dec. %)		1.05	0.99	1.06	1.03	0.98	1.08	0.9	1	1.02	1	0.92	1.03	0.96	1.09	1.01	0.97
(LAB: Energy Labs Inc. unless noted.)																	

KENNECOTT URANIUM COMPANY	
TMW-71	
NORTHING: 149,835.18 EASTING: 324,420.67	Groundwater Protection
ND = Non-detectable	Standard
FIELD DATA mg/l:	(GPS)
Temperature (C)	as of 5/26/05
pH (Std. Units)	
Cond (umho/cm)	
TDS	
MAJOR IONS mg/l:	
Alk-CaC03	
Bicarbonate (HCO3)	
Calcium (Ca)	
Carbonate (CO3)	
Chloride (Cl)	
Fluoride (F)	
Magnesium (Mg)	
Nitrate-N (NO3)	
Potassium (K)	
Silica (SiO2)	
Sodium (Na)	
Sulfate (SO4)	
NON-METALS:	
Cyanide (CN)	
PHYSICAL PROPERTIES:	
Cond (umho/cm)	
pH	GPS (6.8)
TDS @ 180° C.	GPS (500)
TRACE METALS mg/l:	
Aluminum (Al)	GPS (1.8)
Arsenic (As)	GPS (.05)
Barium (Ba)	
Beryllium (Be)	GPS (.01)
Boron (B)	
Cadmium (Cd)	GPS (.01)
Chromium (Cr)	GPS (.05)
Cobalt (Co)	
Copper (Cu)	
Iron (Fe)	GPS (0.6)
Lead (Pb)	
Manganese (Mn)	GPS (0.2)
Mercury (Hg)	
Molybdenum (Mo)	
Nickel (Ni)	GPS (.01)
Selenium (Se)	GPS (.01)
Silver (Ag)	
Thallium (Tl)	
Vanadium (V205)	
Zinc (ZN)	
RADIOMETRIC pCi/l:	
Uranium, natural	GPS (36)
Radium 226	
Radium Precision +/-	
Radium 228	
Radium Precision +/-	
Comb. Ra226/228	GPS (5.8)
Thorium 230	GPS (7.0)
Thorium Precision +/-	
Lead (Pb210)	GPS (8.9)
Lead Precision +/-	
Gross Alpha	GPS (15)
Gross Alpha Precision +/-	
QUALITY ASSURANCE DATA:	
TDS A/C Balance (dec. %)	
(LAB: Energy Labs Inc. unless noted.)	

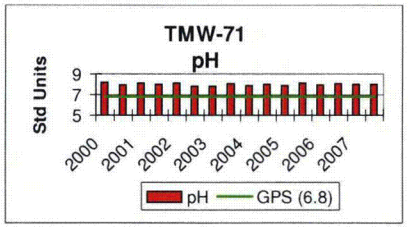

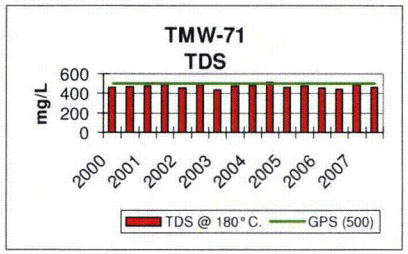

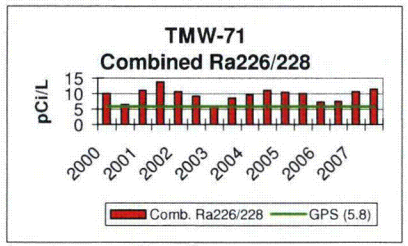

KENNECOTT URANIUM COMPANY																		
TMW-75																		
NORTHING: 149,801.01 EASTING: 325,992.80	Groundwater Protection	2000				2001				2002				2003				2004
ND = Non-detectable	Standard	01/04/00	04/04/00	07/12/00	10/03/00	01/10/01	04/03/01	07/02/01	10/02/01	01/08/02	04/08/02	07/10/02	10/03/02	01/07/03	04/07/03	07/09/03	10/16/03	01/05/04
FIELD DATA mg/l:	(GPS)																	
Temperature (C)	as of 5/26/05	6	10	10	8	6	10	10	12	6	8	14	8	8	8	10	12	6
pH (Std. Units)		6.9	7.1	6.8	6.8	6.9	7.2	7.1	6.9	7.2	7.1	6.9	6.3	6.8	7.2	6.8	6.8	6.8
Cond. (umho/cm)		680	720	580	960	880	860	880	820	860	800	760	780	870	820	700	700	800
TDS																		
MAJOR IONS mg/l:																		
Alk-CaCO3		128	136	131	131	132	130	133	131	118	127	129	127	129	124	125	127	128
Bicarbonate (HCO3)		156	165	159	159	160	158	162	159	144	154	157	155	157	151	152	154	157
Calcium (Ca)		128	181	131	130	135	129	136	140	111	141	126	126	121	128	128	133	161
Carbonate (CO3)		-0.1	-0.1	-0.1	-0.1	-0.1	-1	-0.1	-1	-1	-1	-1	-1	-1	-1	-1	-1	-1
Chloride (Cl)		17.2	30.5	17.1	14.6	26.8	22.1	22.2	18	13.5	21.9	18.5	19.2	18.2	22.8	16	15.5	32
Fluoride (F)		0.14	0.15	0.15	0.15	0.15	0.17	0.15	0.2	0.1	0.2	0.1	0.2	0.2	0.2	0.2	0.2	0.2
Magnesium (Mg)		10.1	14.3	10.6	10.7	10.5	10.5	11.7	11	6.8	10.4	10.2	10.2	9.7	10.2	10.1	10.5	13
Nitrate-N (NO3)		-0.1	-0.1	-0.1	-0.1	-0.1	-0.1	-0.1	-0.1	-0.1	-0.1	-0.1	-0.1	-0.1	-0.1	-0.1	-0.1	-0.1
Potassium (K)		3.4	4	3.4	3.95	4.4	3.9	3.1	3.2	3.5	3.4	3.5	3.5	3.3	4.1	4.2	3.3	3.9
Silica (SiO2)		12.6	14.8	13.4	11.5	12.1	13.2	14.5	14.5	15.5	13.9	13	16.5	11.2	12.6	11.6	14.7	16
Sodium (Na)		43.2	50	42	44.7	41.6	39.5	48.2	47	36.7	43.6	43.3	42.8	42.2	45.1	45	43.5	45
Sulfate (SO4)		296	399	279	268	328	299	312	300	239	326	297	296	295	312	300	325	347
NON-METALS:																		
Cyanide (CN)		-0.005	-0.005	-0.005	-0.005	-0.005	-0.005	-0.005	-0.005	-0.005	-0.005	-0.005	-0.005	-0.005	-0.005	-0.005	-0.005	-0.005
PHYSICAL PROPERTIES:																		
Cond (umho/cm)		922	1060	921	932	934	934	928	910	667	869	894	879	927	875	925	892	915
pH	GPS (6.8)	7.86	7.93	7.76	7.69	8.05	7.69	7.84	7.8	8.1	7.98	8	8.09	7.93	7.63	8.07	7.87	7.93
TDS	GPS (500)	629	764	640	657	648	679	648	648	453	628	641	602	660	637	638	622	620
TRACE METALS mg/l:																		
Aluminum (Al)	GPS (1.8)	-0.1	-0.1	-0.1	-0.1	-0.1	-0.1	-0.1	-0.1	-0.1	-0.1	-0.1	-0.1	-0.1	-0.1	-0.1	-0.1	-0.1
Arsenic (As)	GPS (.05)	-0.001	-0.001	-0.001	-0.001	-0.001	0.001	-0.001	-0.001	-0.001	-0.001	0.001	-0.001	-0.001	-0.001	-0.001	-0.001	-0.001
Barium (Ba)		-0.1	-0.1	-0.1	-0.1	-0.1	-0.1	-0.1	-0.1	-0.1	-0.1	-0.1	-0.1	-0.1	-0.1	-0.1	-0.1	-0.1
Beryllium (Be)	GPS (.01)	-0.01	-0.01	-0.01	-0.01	-0.01	-0.01	-0.01	-0.01	-0.01	-0.01	-0.01	-0.01	-0.01	-0.01	-0.01	-0.01	-0.01
Boron (B)		-0.1	-0.1	-0.1	-0.1	-0.1	-0.1	-0.1	-0.1	-0.1	-0.1	-0.1	-0.1	-0.1	-0.1	-0.1	-0.1	-0.1
Cadmium (Cd)	GPS (.01)	-0.005	-0.005	-0.005	-0.005	-0.005	-0.005	-0.005	-0.005	-0.005	-0.005	-0.005	-0.005	-0.005	-0.005	-0.005	-0.005	-0.005
Chromium (Cr)	GPS (.05)	-0.01	-0.01	-0.01	-0.01	-0.01	-0.01	-0.01	-0.01	-0.01	-0.01	-0.01	-0.01	-0.01	-0.01	-0.01	-0.01	-0.01
Cobalt (Co)		-0.001	-0.001	-0.001	0.001	-0.001	-0.001	-0.001	-0.001	-0.001	-0.001	0.001	-0.001	-0.001	-0.001	-0.001	-0.001	-0.001
Copper (Cu)		-0.01	-0.01	-0.01	-0.01	-0.01	-0.01	-0.01	-0.01	-0.01	-0.01	-0.01	-0.01	-0.01	-0.01	-0.01	-0.01	-0.01
Iron (Fe)	GPS (0.6)	0.17	0.28	-0.1	-0.1	0.19	0.45	-0.1	0.14	0.077	0.301	0.159	-0.05	0.142	0.204	0.193	0.219	0.27
Lead, (Pb)		-0.01	-0.01	-0.01	-0.01	-0.01	-0.01	-0.01	-0.01	-0.01	-0.01	-0.01	-0.01	-0.01	-0.01	-0.01	-0.01	-0.01
Manganese (Mn)	GPS (0.2)	0.11	0.13	0.1	0.0902	0.12	0.12	0.11	0.11	0.06	0.11	0.09	0.11	0.11	0.09	0.1	0.1	0.1
Mercury (Hg)		-0.0002	-0.0002	-0.0002	-0.0002	-0.0002	-0.0002	-0.0002	-0.0002	-0.0002	-0.0002	-0.0002	-0.0002	-0.0002	-0.0002	-0.0002	-0.0002	-0.0002
Molybdenum (Mo)		-0.01	-0.01	-0.01	-0.01	-0.01	-0.01	-0.01	-0.01	-0.01	-0.01	-0.01	-0.01	-0.01	-0.01	-0.01	-0.01	-0.01
Nickel (Ni)	GPS (.01)	-0.01	-0.01	-0.01	-0.01	-0.01	-0.01	-0.01	-0.01	-0.01	-0.01	0.01	-0.01	-0.01	-0.01	-0.01	-0.01	-0.01
Selenium (Se)	GPS (.01)	-0.001	-0.001	-0.001	0.002	-0.001	0.001	-0.001	-0.001	-0.001	-0.001	-0.001	-0.001	-0.001	-0.001	-0.001	-0.001	-0.001
Silver (Ag)		-0.01	-0.01	-0.01	-0.01	-0.01	-0.01	-0.01	-0.01		-0.01	-0.01	-0.01	-0.01	-0.01	-0.01	-0.01	-0.01
Thallium (Tl)		-0.01	-0.01	-0.01	-0.01	-0.01	-0.01	-0.01	-0.01	-0.01	-0.01	-0.01	-0.01	-0.01	-0.01	-0.01	-0.01	-0.01
Vanadium (V2O5)		-0.1	-0.1	-0.1	-0.1	-0.1	-0.1	-0.1	-0.1	-0.1	-0.1	-0.1	-0.1	-0.1	-0.1	-0.1	-0.1	-0.1
Zinc (ZN)		0.01	0.01	0.06	0.01	-0.01	0.04	-0.01	-0.01	-0.01	0.01	-0.01	0.04	0.01	-0.01	-0.01	-0.01	-0.01
RADIOMETRIC pCi/l:																		
Uranium, natural	GPS (36)	23	29.7	27.6	29	27.8	29.8	30.1	22.341	5.3483	20.4454	22.8149	22	25.1	21.8	20.3	20.9	21.7
Radium 226		1.7	4.8	2.7	-0.2	1.9	1.7	1.6	2.2	0.9	1.4	2.1	1.3	1.2	1.7	1	1.3	1.3
Radium Precision +/-		0.2	0.3	0.3	0.3	0.2	0.2	0.4	0.3	0.2	0.2	0.3	0.2	0.3	0.3	0.2	0.3	0.4
Radium 228		3.3	5	6.9	4.1	6.6	5.6	-1	7.5	5.1	4.3	3.5	4.3	-1	3.5	-1	-1	-1
Radium Precision +/-		0.2	0.2	0.6	0.4	1.4	1.1		1.2	1	1	1.2	1.1		1.7			
Combined Ra226/228	GPS (5.8)	5	9.8	9.6	4.1	8.5	7.3	1.6	9.7	6	5.7	5.6	5.6	1.2	5.2	1	1.3	1.3
Thorium 230	GPS (7.0)	-0.2	-0.2	-0.2	7.2	-0.2	-0.2	-0.2	-0.2	-0.2	-0.2	-0.2	-0.2	-0.2	-0.2	-0.2	-0.2	-0.2
Thorium Precision +/-					1.7													
Lead (Pb210)	GPS (8.9)	-1	-1	-1	-1	-1	-1	-1	-1	-1	-2.7	-2.7	-2.7	-2.7	-2.7	-2.7	-2.7	-2.7
Lead Precision +/-																		
Gross Alpha	GPS (15)	-1	2.7	2.4	3	3.8	2.7	1.5	2	1.8	2.3	1.8	2.3	2.9	2.6	-1	2	1.6
Gross Alpha Precision +/-			0.6	1.1	0.9	1	1	1	1	1	1	1	1	1	1.2		1	1
QUALITY ASSURANCE DATA:																		
TDS A/C Balance (dec. %)		1.07	0.98	1.11	1.16	1.01	1.14	1.03	1.08	0.93	0.98	1.08	1.01	1.13	1.04	1.07	1.02	0.91
(LAB: Energy Labs Inc. unless noted.)																		

KENNECOTT URANIUM COMPANY																
TMW-75																
NORTHING: 149,801.01	Groundwater				2005				2006				2007			
EASTING: 325,992.80	Protection															
ND = Non-detectable	Standard	04/05/04	07/12/04	10/07/04	01/05/05	04/06/05	07/11/05	11/07/05	01/16/06	04/10/06	07/03/06	10/05/06	03/14/07	04/11/07	07/22/07	10/03/07
FIELD DATA mg/l:	(GPS)															
Temperature (C)	as of 5/26/05	12	17	13	9	11	17	9.8	7.4	12.7	19	14.7	8.7	9.6	17.5	13.5
pH (Std. Units)		7.1	6.9	7.5	6.7	6.7	6.9	7.25	7.16	7.37	7.25	7.5	7.76	7.47	7.7	7.4
Cond. (umho/cm)		720	860	600	860	660	580	720	690	580	907	857	557	779	862	919
TDS																
MAJOR IONS mg/l:																
Alk-CaCO3		125	124	127	131	124	126	128	128	125	119	120	107	118	120	131
Bicarbonate (HCO3)		153	151	154	160	151	153	156	156	152	145	147	131	144	150	159
Calcium (Ca)		148	142	165	148	138	142	134	135	137	139	143	76.9	127	129	134
Carbonate (CO3)		-1	-1	-1	-1	-1	-1	-1	-1	-1	-1	-1	-1	-1	-1	-1
Chloride (Cl)		19.6	18	19	21	20	18	19	17	18	14	17	7	15	16	21
Fluoride (F)		0.1	0.2	0.2	0.2	0.1	0.2	0.1	-0.1	0.2	0.1	0.1	0.2	0.2	0.1	0.1
Magnesium (Mg)		11.6	11	12	12	10.7	11.4	11.6	11.1	10.7	10.3	11	4.8	9.2	9.8	9.8
Nitrate-N (NO3)		-0.1	-0.1	-0.1	-0.1	-0.1	-0.1	-0.1	-0.1	-0.1	-0.1	-0.1	-0.1	-0.1	-0.1	-0.1
Potassium (K)		4	3	3.9	4	3.5	3.2	3.2	3.5	3.2	3.4	3.4	2.6	3.4	3.3	3.9
Silica (SiO2)		14.2	14	16	14	14	15	15	15	15	16	14	13	14	14	15
Sodium (Na)		45.9	47	49.1	46.3	43.4	46.2	44.5	44.2	44.2	48	46.8	36.5	44	44.6	43.8
Sulfate (SO4)		339	335	357	334	339	326	322	315	320	342	329	168	297	302	339
NON-METALS:																
Cyanide (CN)		-0.005	-0.005	-0.005	-0.005	-0.005	-0.005	-0.005	-0.005	-0.005	-0.005	-0.005	-0.005	-0.005	-0.005	-0.005
PHYSICAL PROPERTIES:																
Cond (umho/cm)		927	890	910	919	938	926	946	896	879	904	905	578	842	886	1010
pH	GPS (6.8)	7.65	7.82	7.69	7.8	7.75	7.84	7.23	8.03	7.97	7.77	7.49	7.98	7.86	7.82	7.8
TDS	GPS (500)	647	665	647	643	635	632	658	600	618	652	638	382	558	626	712
TRACE METALS mg/l:																
Aluminum (Al)	GPS (1.8)	-0.1	-0.1	-0.1	-0.1	-0.1	-0.1	-0.1	-0.1	-0.1	-0.1	-0.1	-0.1	-0.1	-0.1	-0.1
Arsenic (As)	GPS (.05)	-0.001	-0.001	-0.001	-0.001	-0.001	-0.001	-0.001	-0.001	-0.001	-0.001	-0.001	-0.001	-0.001	-0.001	-0.001
Barium (Ba)		-0.1	-0.1	-0.1	-0.1	-0.1	-0.1	-0.1	-0.1	-0.1	-0.1	-0.1	-0.1	-0.1	-0.1	-0.1
Beryllium (Be)	GPS (.01)	-0.01	-0.01	-0.01	-0.01	-0.01	-0.01	-0.01	-0.01	-0.01	-0.01	-0.01	-0.01	-0.01	-0.01	-0.01
Boron (B)		-0.1	-0.1	-0.1	-0.1	-0.1	-0.1	-0.1	-0.1	-0.1	0.1	-0.1	-0.1	-0.1	-0.1	-0.1
Cadmium (Cd)	GPS (.01)	-0.005	-0.005	-0.005	-0.005	-0.005	-0.005	-0.005	-0.005	-0.005	-0.005	-0.005	-0.005	-0.005	-0.005	-0.005
Chromium (Cr)	GPS (.05)	-0.01	-0.01	-0.01	-0.01	-0.01	-0.01	-0.01	-0.01	-0.01	-0.01	-0.01	-0.01	-0.01	-0.01	-0.01
Cobalt (Co)		-0.001	-0.001	-0.001	-0.001	-0.001	-0.001	-0.001	-0.001	-0.001	-0.001	-0.001	-0.001	-0.001	-0.001	-0.001
Copper (Cu)		-0.01	-0.01	-0.01	-0.01	-0.01	-0.01	-0.01	-0.01	-0.01	-0.01	-0.01	-0.01	-0.01	-0.01	-0.01
Iron (Fe)	GPS (0.6)	0.227	0.21	-0.05	0.19	0.19	0.2	0.15	0.14	0.11	0.27	0.17	-0.05	0.1	0.11	0.09
Lead, (Pb)		-0.01	-0.01	-0.01	-0.01	-0.01	-0.01	-0.01	-0.01	-0.01	-0.01	-0.01	-0.01	-0.01	-0.01	-0.01
Manganese (Mn)	GPS (0.2)	0.11	0.11	0.12	0.11	0.11	0.11	0.11	0.11	0.1	0.1	0.09	0.03	0.07	0.09	0.11
Mercury (Hg)		-0.0002	-0.0002	-0.0002	-0.0002	-0.0002	-0.0002	-0.0002	-0.0002	-0.0002	-0.0002	-0.0002	-0.0002	-0.0002	-0.0002	-0.0002
Molybdenum (Mo)		-0.01	-0.01	-0.01	-0.01	-0.01	-0.01	-0.01	-0.01	-0.01	-0.01	-0.01	-0.01	-0.01	-0.01	-0.01
Nickel (Ni)	GPS (.01)	-0.01	-0.01	-0.01	-0.01	-0.01	-0.01	-0.01	-0.01	-0.01	-0.01	-0.01	-0.01	-0.01	-0.01	-0.01
Selenium (Se)	GPS (.01)	-0.001	-0.001	-0.001	-0.001	-0.001	-0.001	-0.001	-0.001	-0.001	-0.001	-0.001	-0.001	-0.001	-0.001	-0.001
Silver (Ag)		-0.01	-0.01	-0.01	-0.01	-0.01	-0.01	-0.01	-0.01	-0.01	-0.01	-0.01	-0.01	-0.01	-0.01	-0.01
Thallium (Tl)		-0.01	-0.01	-0.01	-0.01	-0.01	-0.01	-0.01	-0.01	-0.01	-0.01	-0.01	-0.01	-0.01	-0.01	-0.01
Vanadium (V2O5)		-0.1	-0.1	-0.1	-0.1	-0.1	-0.1	-0.1	-0.1	-0.1	-0.1	-0.1	-0.1	-0.1	-0.1	-0.1
Zinc (ZN)		0.01	-0.01	-0.01	-0.01	-0.01	-0.01	-0.01	-0.01	-0.01	-0.01	-0.01	-0.01	-0.01	-0.01	-0.01
RADIOMETRIC pCi/l:																
Uranium, natural	GPS (36)	22.1	22.3	24.1	26	25.4	22	23.1	21.2	19.6	18.2	17.8	5.4	9.5	14.4	18.3
Radium 226		0.8	1.8	1.5	0.7	1.1	1.9	1.8	1.2	1.3	1.1	2.1	2.8	1.9	2.9	1.4
Radium Precision +/-		0.3	0.5	0.5	0.4	0.4	0.5	0.5	0.8	0.5	0.3	0.5	0.8	0.5	0.5	0.4
Radium 228		-1	4.7	3.8	4.3	3.7	5.7	2.8	3.1	4	7.9	2.8	3.8	2	5.6	5.5
Radium Precision +/-			1.4	1.1	1	0.9	0.9	1	1.2	0.9	0.9	1.1	1	0.9	1.1	0.9
Combined Ra226/228	GPS (5.8)	0.8	6.5	5.3	5	4.8	7.6	4.6	4.3	5.3	9	4.9	6.6	3.9	8.5	6.9
Thorium 230	GPS (7.0)	-0.2	-0.2	-0.2	-0.2	-0.2	-0.2	-0.2	-0.2	-0.2	-0.2	-0.2	-0.2	-0.2	-0.2	-0.2
Thorium Precision +/-																
Lead (Pb210)	GPS (8.9)	-1	-1	-1	-1	-1	-1	-1	-1	-1	-1	-1	-1	-1	-1	-1
Lead Precision +/-																
Gross Alpha	GPS (15)	2.3	1.6	1.7	3	1.6	4	2.6	1.6	2.6	2.6	4.2	2	4.4	2.2	4.1
Gross Alpha Precision +/-		1.1	1	1	1.3	1	1.8	1.1	0.9	0.9	1.1	1.2	0.6	0.8	0.5	0.9
QUALITY ASSURANCE DATA:																
TDS A/C Balance (dec. %)		1	1.05	0.94	0.98	0.99	0.99	1.05	0.97	0.99	1.01	1	1.02	0.96	1.06	1.1
(LAB: Energy Labs Inc. unless noted.)																

KENNECOTT URANIUM COMPANY	
TMW-75	
NORTHING: 149,801.01 EASTING: 325,992.80	Groundwater Protection
ND = Non-detectable	Standard
FIELD DATA mg/l:	(GPS)
Temperature (C)	as of 5/26/05
pH (Std. Units)	
Cond. (umho/cm)	
TDS	
MAJOR IONS mg/l:	
Alk-CaCO3	
Bicarbonate (HCO3)	
Calcium (Ca)	
Carbonate (CO3)	
Chloride (Cl)	
Fluoride (F)	
Magnesium (Mg)	
Nitrate-N (NO3)	
Potassium (K)	
Silica (SiO2)	
Sodium (Na)	
Sulfate (SO4)	
NON-METALS:	
Cyanide (CN)	
PHYSICAL PROPERTIES:	
Cond (umho/cm)	
pH	GPS (6.8)
TDS	GPS (500)
TRACE METALS mg/l:	
Aluminum (Al)	GPS (1.8)
Arsenic (As)	GPS (.05)
Barium (Ba)	
Beryllium (Be)	GPS (.01)
Boron (B)	
Cadmium (Cd)	GPS (.01)
Chromium (Cr)	GPS (.05)
Cobalt (Co)	
Copper (Cu)	
Iron (Fe)	GPS (0.6)
Lead, (Pb)	
Manganese (Mn)	GPS (0.2)
Mercury (Hg)	
Molybdenum (Mo)	
Nickel (Ni)	GPS (.01)
Selenium (Se)	GPS (.01)
Silver (Ag)	
Thallium (Tl)	
Vanadium (V2O5)	
Zinc (ZN)	
RADIOMETRIC pCi/l:	
Uranium, natural	GPS (36)
Radium 226	
Radium Precision +/-	
Radium 228	
Radium Precision +/-	
Combined Ra226/228	GPS (5.8)
Thorium 230	GPS (7.0)
Thorium Precision +/-	
Lead (Pb210)	GPS (8.9)
Lead Precision +/-	
Gross Alpha	GPS (15)
Gross Alpha Precision +/-	
QUALITY ASSURANCE DATA:	
TDS A/C Balance (dec. %)	
(LAB: Energy Labs Inc. unless noted.)	

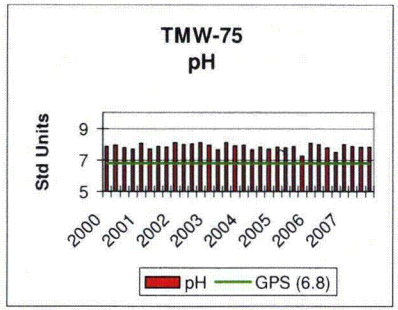

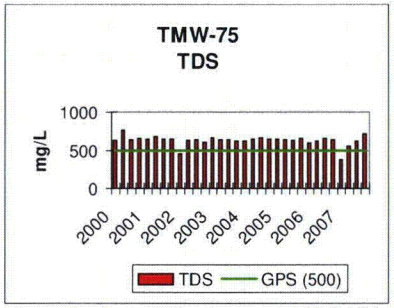

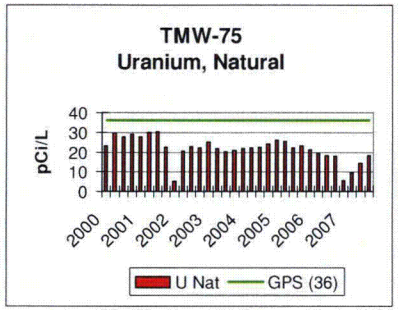

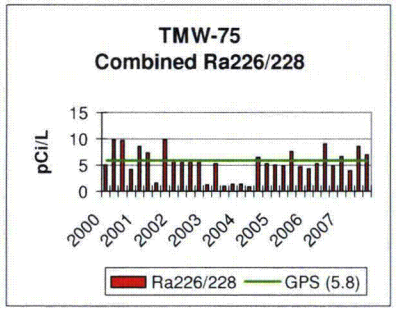

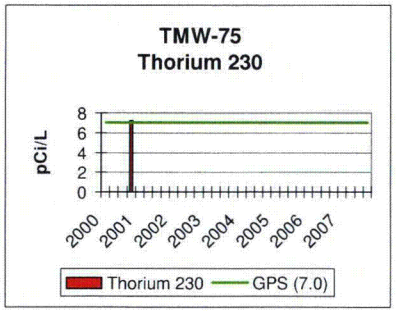

KENNECOTT URANIUM COMPANY																	
TMW-78																	
NORTHING: 149,900.26	Groundwater	2000		2001		2002		2003		2004		2005		2006		2007	
EASTING: 325,592.38	Protection																
ND = Non-detectable	Standard	5/10/00	11/15/00	5/10/01	11/13/01	5/6/02	11/13/02	5/12/03	11/10/03	5/5/04	11/2/04	5/3/05	12/17/05	5/8/06	11/19/06	6/3/07	11/26/07
FIELD DATA mg/l:	(GPS)																
Temperature (C)	as of 5/26/05	8	8	8	8	8	8	8	8	12	11	11	7.3	11.8	9.3	10.2	11.1
pH (Std. Units)		7.6	6.6	7.3	7.4	7.3	6.8	7.2	7.2	7.2	7.1	7.1	7.53	7.52	7.21	7.41	7.1
Cond. (umho/cm)		540	480	380	400	380	380	400	360	580	360	660	460	883	432	1018	1342
TDS																	
MAJOR IONS mg/l:																	
Alk-CaCO3		92	96	96	97	101	98	98	101	96.2	97	90	95	89	90	90	88
Bicarbonate (HCO3)		112	117	116	118	123	120	120	123	117	119	110	116	108	110	110	108
Calcium (Ca)		121	61	45.3	53.1	49.2	47.4	49	51	107	79.4	142	110	143	47	176	233
Carbonate (CO3)		-0.1	-0.1	-1	-1	-1	-1	-1	-1	-1	-1	-1	-1	-1	-1	-1	-1
Chloride (Cl)		12.6	8.6	7.7	11	2.5	3	5.1	5.2	10.1	6	14	7	13	4	12	18
Fluoride (F)		0.16	0.21	0.19	0.2	0.2	0.2	0.2	0.2	0.2	0.2	0.2	0.2	0.1	0.2	0.2	0.1
Magnesium (Mg)		11.4	7	4.3	4.4	3.7	3.6	3.5	3.6	9.4	9.1	14.9	13.4	18.4	5.9	21.6	28.3
Nitrate-N (NO3)		-0.1	-0.1	-0.1	-0.1	-0.1	-0.1	-0.1	-0.1	-0.1	-0.1	-0.1	-0.1	-0.1	-0.1	-0.1	-0.1
Potassium (K)		3.9	2.8	2.1	2.2	2.8	2.8	2.9	2.1	3	3.3	3.8	3.1	3.6	2.4	4	5.6
Silica (SiO2)		11.9	11.5	13.3	14	13	12.2	12.1	13	12.6	14	12	14	13	11	13	11
Sodium (Na)		35.3	31.1	28.3	30.7	29.3	32	29.8	30.8	34.4	31.4	37.7	31.6	35.2	28.3	36.1	42
Sulfate (SO4)		291	142	90.5	103	94.3	87.2	95.6	93.3	264	180	349	270	400	103	479	650
NON-METALS:																	
Cyanide (CN)		-0.005	-0.005	-0.005	-0.005	-0.005	-0.005	-0.005	-0.005	-0.005	-0.005	-0.005	-0.005	-0.005	-0.005	-0.005	-0.005
PHYSICAL PROPERTIES:																	
Cond (umho/cm)		825	504	403	409	402	400	394	542	736	560	891	719	911	466	1150	1550
pH	GPS (6.8)	8.06	8.08	8.02	8	8.11	7.85	7.91	8.13	7.84	8.05	7.83	8.06	7.84	8.03	7.71	7.48
TDS @ 180°C.	GPS (500)	588	318	249	281	242	240	201	232	514	394	568	487	664	274	768	11.8
METALS-DISSOLVED mg/l:																	
Aluminum (Al)	GPS (1.8)	-0.1	-0.1	-0.1	-0.1	-0.1	-0.1	-0.1	-0.1	-0.1	-0.1	-0.1	-0.1	-0.1	-0.1	-0.1	-0.1
Arsenic (As)	GPS (.05)	-0.001	-0.001	-0.001	0.001	0.001	0.001	-0.001	0.001	-0.001	-0.001	-0.001	-0.001	0.001	-0.001	-0.001	-0.001
Barium (Ba)		-0.1	-0.1	-0.1	-0.1	-0.1	-0.1	-0.1	-0.1	-0.1	-0.1	-0.1	-0.1	-0.1	-0.1	-0.1	-0.1
Beryllium (Be)	GPS (.01)	-0.01	-0.01	-0.01	-0.01	-0.01	-0.01	-0.01	-0.01	-0.01	-0.01	-0.01	-0.01	-0.01	-0.01	-0.01	-0.01
Boron (B)		-0.1	-0.1	-0.1	-0.1	-0.1	-0.1	-0.1	-0.1	-0.1	-0.1	-0.1	-0.1	-0.1	-0.1	-0.1	-0.1
Cadmium (Cd)	GPS (.01)	-0.005	-0.005	-0.005	-0.005	-0.005	-0.005	-0.005	-0.005	-0.005	-0.005	-0.005	-0.005	-0.005	-0.005	-0.005	-0.005
Chromium (Cr)	GPS (.05)	-0.01	-0.01	-0.01	-0.01	-0.01	-0.01	-0.01	-0.01	-0.01	-0.01	-0.01	-0.01	-0.01	-0.01	-0.01	-0.01
Cobalt (Co)		-0.001	-0.001	-0.001	-0.001	-0.001	-0.001	-0.001	-0.001	-0.001	-0.001	-0.001	-0.001	-0.001	-0.001	-0.001	0.006
Copper (Cu)		-0.01	-0.01	-0.01	-0.01	-0.01	-0.01	-0.01	-0.01	-0.01	-0.01	-0.01	-0.01	-0.01	-0.01	-0.01	-0.01
Iron (Fe)	GPS (0.6)	-0.1	-0.1	-0.1	-0.1	-0.1	-0.05	-0.05	-0.05	-0.05	-0.05	-0.05	-0.05	-0.05	-0.05	-0.05	-0.05
Lead, (Pb)		-0.01	-0.01	-0.01	-0.01	-0.01	-0.01	-0.01	-0.01	-0.01	-0.01	-0.01	-0.01	-0.01	-0.01	-0.01	-0.01
Manganese (Mn)	GPS (0.2)	0.01	-0.01	-0.01	-0.01	-0.01	-0.01	-0.01	-0.01	0.01	0.01	0.02	0.01	0.03	0.02	0.07	0.33
Mercury (Hg)		-0.0002	0.0002	-0.0002	-0.0002	-0.0002	-0.0002	-0.0002	-0.0002	-0.0002	-0.0002	-0.0002	-0.0002	-0.0002	-0.0002	-0.0002	-0.0002
Molybdenum (Mo)		-0.01	-0.01	-0.01	-0.01	-0.01	-0.01	-0.01	-0.01	-0.01	-0.01	-0.01	-0.01	-0.01	-0.01	-0.01	-0.01
Nickel (Ni)	GPS (.01)	-0.01	-0.01	-0.01	-0.01	-0.01	0.01	-0.01	-0.01	-0.01	-0.01	-0.01	-0.01	-0.01	-0.01	-0.01	0.03
Selenium (Se)	GPS (.01)	-0.001	-0.001	-0.001	-0.001	-0.001	-0.001	-0.001	-0.001	-0.001	-0.001	-0.001	-0.001	-0.001	-0.001	-0.001	-0.001
Silver (Ag)		-0.01	-0.01	-0.01	-0.01	-0.01	-0.01	-0.01	-0.01	-0.01	-0.01	-0.01	-0.01	-0.01	-0.01	-0.01	-0.01
Thallium (Tl)		-0.01	-0.01	-0.01	-0.01	-0.01	-0.01	-0.01	-0.01	-0.01	-0.01	-0.01	-0.01	-0.01	-0.01	-0.01	-0.01
Vanadium (V2O5)		-0.1	-0.1	-0.1	-0.1	-0.1	-0.1	-0.1	-0.1	-0.1	-0.1	-0.1	-0.1	-0.1	-0.1	-0.1	-0.1
Zinc (ZN)		-0.01	-0.01	-0.01	-0.01	0.02	-0.01	-0.01	-0.01	-0.01	-0.01	-0.01	-0.01	-0.01	-0.01	0.01	0.01
RADIOMETRIC pCi/l:																	
Uranium, natural	GPS (36)	16.5	9.7	5.2	4.4682	3.9266	3.4	4.3	4.5	8.8	9.8	12.7	9	10	9.2	12	13.3
Radium 226		0.9	0.7	0.4	-0.2	-0.2	-0.2	0.6	0.5	1.3	0.6	3.1	0.7	0.8	0.5	1.5	2
Radium Precision +/-		0.3	0.2	0.2				0.2	0.2	0.5	0.3	0.8	0.5	0.3	0.4	0.5	0.5
Radium 228		2.5	-1	-1	7.5	-1	-1	-1	-1	-1	-1	1.3	-1	2	-1	2.7	2.9
Radium Precision +/-		0.2			1							1.1		1		1	1.1
Comb. Ra226/228	GPS (5.8)	3.4	0.7	0.4	7.5	0	0	0.6	0.5	1.3	0.6	4.4	0.7	2.8	0.5	4.2	3.1
Thorium 230	GPS (7.0)	-0.2	-0.2	-0.2	-0.2	-0.2	-0.2	0.3	-0.2	-0.2	-0.2	-0.2	-0.2	-0.2	-0.2	-0.2	-0.2
Thorium Precision +/-								0.3									
Lead (Pb210)	GPS (8.9)	-1	-1	-1	-2.7	-2.7	-2.7	-2.7	-2.7	-1	-1	-1	-1	-1	-1	-1	-1
Lead Precision +/-																	
Gross Alpha	GPS (15)	2.4	-1	-1	-1	3.7	-1	-1	-1	1.2	-1	1.6	-1	1.8	-1	2.7	3.3
Gross Alpha Precision +/-		1				1.2				1		1.1		0.7		0.6	0.6
QUALITY ASSURANCE DATA:																	
TDS A/C Balance (dec. %)		1.08	0.98	0.99	1.06	0.94	0.96	0.77	0.94	1.03	1.03	0.91	0.96	0.98	1.07	0.96	1.13
(LAB: Energy Labs Inc. unless noted.)																	

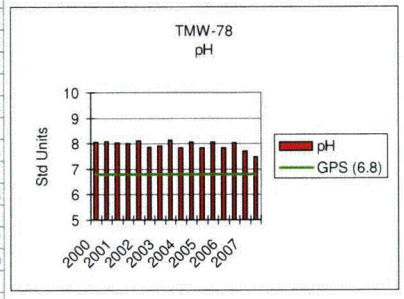

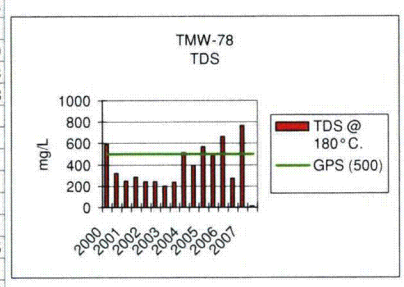

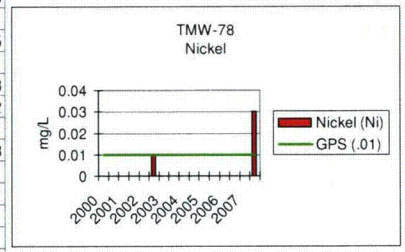

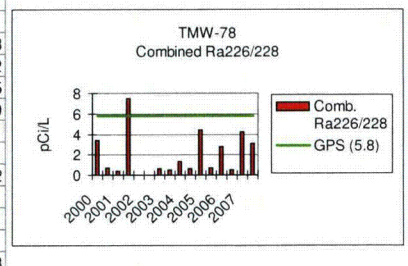

KENNECOTT URANIUM COMPANY																	
TMW-82																	
NORTHING: 150,302.15 EASTING: 325,987.47	Groundwater Protection	2000		2001		2002		2003		2004		2005		2006		2007	
ND = Non-detectable	Standard	05/10/00	11/09/00	05/17/01	11/14/01	05/06/02	11/18/02	05/12/03	11/10/03	05/05/04	11/02/04	05/03/05	12/17/05	05/04/06	11/19/06	06/03/07	11/26/07
FIELD DATA mg/l:	(GPS)																
Temperature (C)	as of 5/26/05	8	8	8	8	8	8	8	8	15	11	11	10.6	10	9.5	9.9	11.1
pH (Std. Units)		7.3	6.9	7.1	7.2	6.9	6.7	7.2	6.7	7.1	7.1	7.1	7.36	7.49	7.13	7.46	7.4
Cond. (umho/cm)		820	1140	1160	1040	960	880	920	940	760	680	840	810	1256	1261	1236	1181
TDS																	
MAJOR IONS mg/l:																	
Alk-CaCO3		103	102	101	103	106	100	101	102	98	99	98	95	100	94	96	106
Bicarbonate (HCO3)		125	124	122	125	129	122	123	124	119	121	120	116	122	115	117	129
Calcium (Ca)		206	217	213	234	216	201	204	223	213	224	227	236	219	216	229	202
Carbonate (CO3)		-0.1	-0.1	-1	-1	-1	-1	-1	-1	-1	-1	-1	-1	-1	-1	-1	-1
Chloride (Cl)		27.1	26.7	27.2	30	23.2	18.6	24.9	22.3	25.3	24	26	25	25	24	26	26
Fluoride (F)		0.13	0.14	0.14	0.1	0.1	0.1	0.1	0.1	0.1	0.1	0.1	0.1	0.1	0.1	0.2	0.1
Magnesium (Mg)		18.2	20	18.9	20.5	19.3	18.1	17.7	20.1	19.6	21.8	20.1	21.8	20.2	19.2	20.6	16.9
Nitrate-N (NO3)		-0.1	-0.1	-0.1	-0.1	-0.1	-0.1	-0.1	-0.1	-0.1	-0.1	-0.1	-0.1	-0.1	-0.1	-0.1	-0.1
Potassium (K)		4.8	4.1	3.9	4.1	4.8	4.3	4.7	4	4.1	4.8	4.5	4.2	4.1	4.1	4.3	4.6
Silica (SiO2)		12.2	13.6	13.3	14	12.8	11.6	11.7	13.5	13.1	15	14	15	14	13	14	14
Sodium (Na)		50.7	53.5	51.9	53.2	50.2	52.3	49.5	53.8	51.6	53.6	52.9	51.3	51.5	50.9	53.9	49
Sulfate (SO4)		508	584	574	606	578	521	555	598	585	612	574	609	609	581	618	538
NON-METALS:																	
Cyanide (CN)		-0.005	-0.005	-0.005	-0.005	-0.005	-0.005	-0.005	-0.005	-0.005	-0.005	-0.005	-0.005	-0.005	-0.005	-0.005	-0.005
PHYSICAL PROPERTIES:																	
Cond (umho/cm)		1315	1310	1290	1290	1300	1310	1310	1220	1300	1310	1310	1310	1280	1350	1470	1380
pH	GPS (6.8)	7.95	7.76	7.99	7.9	8	7.8	7.7	8.01	7.68	7.86	7.78	7.92	7.77	7.8	7.72	7.79
TDS @ 180 C.	GPS (500)	1020	1010	1010	1030	1000	1000	949	1020	1030	1050	929	1010	990	998	1020	1010
METALS-DISSOLVED mg/l:																	
Aluminum (Al)	GPS (1.8)	-0.1	-0.1	-0.1	-0.1	-0.1	-0.1	-0.1	-0.1	-0.1	-0.1	-0.1	-0.1	-0.1	-0.1	-0.1	-0.1
Arsenic (As)	GPS (.05)	-0.001	-0.001	-0.001	-0.001	-0.001	-0.001	-0.001	0.001	-0.001	-0.001	-0.001	-0.001	-0.001	-0.001	-0.001	-0.001
Barium (Ba)		-0.1	-0.1	-0.1	-0.1	-0.1	-0.1	-0.1	-0.1	-0.1	-0.1	-0.1	-0.1	-0.1	-0.1	-0.1	-0.1
Beryllium (Be)	GPS (.01)	-0.01	-0.01	-0.01	-0.01	-0.01	-0.01	-0.01	-0.01	-0.01	-0.01	-0.01	-0.01	-0.01	-0.01	-0.01	-0.01
Boron (B)		-0.1	-0.1	-0.1	-0.1	-0.1	-0.1	-0.1	-0.1	-0.1	-0.1	-0.1	-0.1	-0.1	-0.1	-0.1	-0.1
Cadmium (Cd)	GPS (.01)	-0.005	-0.005	-0.005	-0.005	-0.005	-0.005	-0.005	-0.005	-0.005	-0.005	-0.005	-0.005	-0.005	-0.005	-0.005	-0.005
Chromium (Cr)	GPS (.05)	-0.01	-0.01	-0.01	-0.01	-0.01	-0.01	-0.01	-0.01	-0.01	-0.01	-0.01	-0.01	-0.01	-0.01	-0.01	-0.01
Cobalt (Co)		-0.001	-0.001	-0.001	-0.001	-0.001	-0.001	-0.001	-0.001	-0.001	-0.001	-0.001	-0.001	-0.001	-0.001	-0.001	-0.001
Copper (Cu)		-0.01	-0.01	-0.01	-0.01	-0.01	-0.01	-0.01	-0.01	-0.01	-0.01	-0.01	-0.01	-0.01	-0.01	-0.01	-0.01
Iron (Fe)	GPS (0.6)	0.34	0.36	0.08	0.4	0.32	0.225	0.26	0.323	0.299	0.39	0.32	0.06	-0.05	-0.05	0.21	0.21
Lead, (Pb)		-0.01	-0.01	-0.01	-0.01	-0.01	-0.01	-0.01	-0.01	-0.01	-0.01	-0.01	-0.01	-0.01	-0.01	-0.01	-0.01
Manganese (Mn)	GPS (0.2)	0.11	0.12	0.11	0.1	0.11	0.12	0.1	0.11	0.1	0.12	0.11	0.11	0.11	0.11	0.11	0.1
Mercury (Hg)		-0.0002	-0.0002	-0.0002	-0.0002	-0.0002	-0.0002	-0.0002	-0.0002	-0.0002	-0.0002	-0.0002	-0.0002	-0.0002	-0.0002	-0.0002	-0.0002
Molybdenum (Mo)		-0.01	-0.01	-0.01	-0.01	-0.01	-0.01	-0.01	-0.01	-0.01	-0.01	-0.01	-0.01	-0.01	-0.01	-0.01	-0.01
Nickel (Ni)	GPS (.01)	-0.01	-0.01	-0.01	0.01	-0.01	-0.01	-0.01	-0.01	-0.01	-0.01	-0.01	-0.01	-0.01	-0.01	-0.01	-0.01
Selenium (Se)	GPS (.01)	-0.001	0.001	-0.001	-0.001	0.001	0.001	-0.001	-0.001	-0.001	0.002	-0.001	-0.001	-0.001	-0.001	-0.001	-0.001
Silver (Ag)		-0.01	-0.01	-0.01	-0.01	-0.01	-0.01	-0.01	-0.01	-0.01	-0.01	-0.01	-0.01	-0.01	-0.01	-0.01	-0.01
Thallium (Tl)		-0.01	-0.01	-0.01	-0.01	-0.01	-0.01	-0.01	-0.01	-0.01	-0.01	-0.01	-0.01	-0.01	-0.01	-0.01	-0.01
Vanadium (V2O5)		-0.1	-0.1	-0.1	-0.1	-0.1	-0.1	-0.1	-0.1	-0.1	-0.1	-0.1	-0.1	-0.1	-0.1	-0.1	-0.1
Zinc (ZN)		0.01	0.01	0.01	0.01	0.01	0.02	0.02	-0.01	-0.01	-0.01	-0.01	-0.01	-0.01	-0.01	-0.01	-0.01
RADIOMETRIC pCi/l:																	
Uranium, natural	GPS (36)	4.3	5.08	4.9	4.3328	5.416	4.6	5.3	5.8	4.4	4.1	4.7	4.6	4.5	4.6	4.4	4.1
Radium 226		1.9	2.8	1.9	2	3.4	1	3.1	3.4	1.8	3.4	3.8	2.3	2	2.1	2.5	1.7
Radium Precision +/-		0.4	0.3	0.2	0.3	0.4	0.2	0.4	0.4	0.5	0.7	0.8	0.6	0.5	0.7	0.6	0.5
Radium 228		10	7	-1	21	9.8	5.5	9.5	2	10.1	10.4	9.5	6.9	6	4.9	9.5	6.2
Radium Precision +/-		0.7	0.3		1.2	1	1	2.1	1.1	1.7	1.6	1.4	1.2	0.8	1	1.2	1.2
Combined Ra226/228	GPS (5.8)	11.9	9.8	1.9	23	13.2	6.5	12.6	5.4	11.9	13.8	13.3	9.2	8	7	11.7	7.9
Thorium 230	GPS (7.0)	-0.2	-0.2	-0.2	-0.2	-0.2	-0.2	0.3	-0.2	-0.2	-0.2	-0.2	-0.2	-0.2	-0.2	-0.2	-0.2
Thorium Precision +/-								0.3									
Lead (Pb210)	GPS (8.9)	-1	-1	-1	-2.7	-2.7	-2.7	-2.7	-2.7	-1	-1	-1	-1	-1	-1	-1	3.2
Lead Precision +/-																	1.2
Gross Alpha	GPS (15)	4.4	2.2	2.7	2.9	7.2	6.2	2.3	3.5	2.2	2.3	6.8	1.8	2.6	2.6	5.7	3
Gross Alpha Precision +/-		1.2	1	1.2	1.2	1.5	2.2	1	1.1	1	1.1	1.6	1.2	0.8	0.7	0.8	0.6
QUALITY ASSURANCE DATA:																	
TDS A/C Balance (dec. %)		1.15	1.03	1.05	1.02	1.03	1.13	1.02	1.04	1.06	1.04	0.95	0.99	0.99	1.04		1.11
(LAB: Energy Labs Inc. unless noted.)																1	

KENNECOTT URANIUM COMPANY	
TMW-82	
NORTHING: 150,302.15 EASTING: 325,987.47	Groundwater Protection
ND = Non-detectable	Standard
FIELD DATA mg/l:	(GPS)
Temperature (C)	as of 5/26/05
pH (Std. Units)	
Cond. (umho/cm)	
TDS	
MAJOR IONS mg/l:	
Alk-CaCO3	
Bicarbonate (HCO3)	
Calcium (Ca)	
Carbonate (CO3)	
Chloride (Cl)	
Fluoride (F)	
Magnesium (Mg)	
Nitrate-N (NO3)	
Potassium (K)	
Silica (SiO2)	
Sodium (Na)	
Sulfate (SO4)	
NON-METALS:	
Cyanide (CN)	
PHYSICAL PROPERTIES:	
Cond (umho/cm)	
pH	GPS (6.8)
TDS @ 180 C.	GPS (500)
METALS-DISSOLVED mg/l:	
Aluminum (Al)	GPS (1.8)
Arsenic (As)	GPS (.05)
Barium (Ba)	
Beryllium (Be)	GPS (.01)
Boron (B)	
Cadmium (Cd)	GPS (.01)
Chromium (Cr)	GPS (.05)
Cobalt (Co)	
Copper (Cu)	
Iron (Fe)	GPS (0.6)
Lead, (Pb)	
Manganese (Mn)	GPS (0.2)
Mercury (Hg)	
Molybdenum (Mo)	
Nickel (Ni)	GPS (.01)
Selenium (Se)	GPS (.01)
Silver (Ag)	
Thallium (Tl)	
Vanadium (V2O5)	
Zinc (ZN)	
RADIOMETRIC pCi/l:	
Uranium, natural	GPS (36)
Radium 226	
Radium Precision +/-	
Radium 228	
Radium Precision +/-	
Combined Ra226/228	GPS (5.8)
Thorium 230	GPS (7.0)
Thorium Precision +/-	
Lead (Pb210)	GPS (8.9)
Lead Precision +/-	
Gross Alpha	GPS (15)
Gross Alpha Precision +/-	
QUALITY ASSURANCE DATA:	
TDS A/C Balance (dec. %)	
(LAB: Energy Labs Inc. unless noted.)	

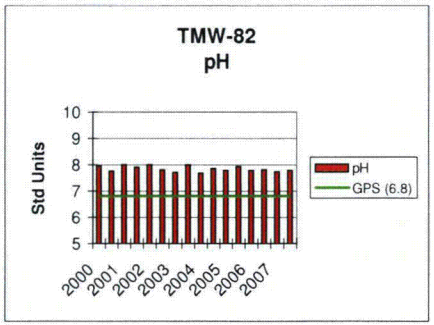



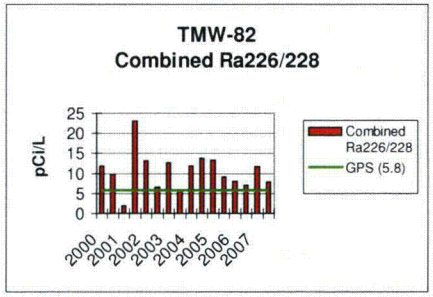

KENNECOTT URANIUM COMPANY																			
TMW-84																			
NORTHING: 150,506.27	Groundwater	2000		2001		2002			2003			2004		2005		2006		2007	
EASTING: 326,376.61	Protection																		
ND=Non-detectable	Standard	5/10/00	11/9/00	5/17/01	11/14/01	5/6/02	7/29/02	11/18/02	3/10/03	5/12/03	11/10/04	5/5/04	11/3/04	5/3/05	12/17/05	5/8/06	11/19/06	6/3/07	11/27/07
FIELD DATA mg/l:	(GPS)																		
Temperature (C)	as of 5/26/05	8	8	8	8	8	8	8	8	8	8	13	13	12	10.1	12.3	10.3	9.8	11.1
pH (Std. Units)		7.4	7.2	7.3	7.5	7.2	6.7	6.6	7.2	7.2	6.8	7.2	7.5	7.2	7.56	7.6	7.39	7.69	7.5
Cond. (umho/cm)		380	540	440	460	380	420	400	480	460	500	460	380	440	370	505	494	527	555
TDS																			
MAJOR IONS mg/l:																			
Alk-CaCO3		98	99	100	103	104	103	97	103	101	104	101	102	101	95	104	100	104	115
Bicarbonate (HCO3)		119	120	123	126	126	125	118	125	123	126	123	125	123	116	127	122	127	141
Calcium (Ca)		69.7	72.6	57.8	62.2	56.1	55.2	56.9	71	64.9	71	62.5	74.8	83.3	75.6	71.5	66.9	77.4	75.5
Carbonate (CO3)		-0.1	-0.1	-1	-1	-1	-1	-1	-1	-1	-1	-1	-1	-1	-1	-1	-1	-1	-1
Chloride (Cl)		7.1	8.4	3	10	3.1	5	4.9	8.7	8.6	5.6	8.2	6	11	7	9	7	9	11
Fluoride (F)		0.18	0.19	0.18	0.2	0.1	0.2	0.2	0.2	0.2	0.2	0.2	0.2	0.2	0.2	0.1	0.2	0.2	0.1
Magnesium (Mg)		4.8	5.6	4.1	4.34	3.8	3.8	3.9	4.9	4.4	5	4.4	5.7	5.9	5.7	5.4	4.6	5.6	5
Nitrate-N (NO3)		-0.1	-0.1	-0.1	-0.1	-0.1	-0.1	-0.1	-0.1	-0.1	-0.1	-0.1	-0.1	-0.1	-0.1	-0.1	-0.1	-0.1	-0.1
Potassium (K)		3.2	2.6	2.3	2.4	3	2.1	2.8	3	3.3	2.5	2.6	3.3	3.1	2.9	2.9	2.9	2.9	3.6
Silica (SiO2)		11.8	11	12.4	13	12.6	12.2	11.4	11	10.9	12.1	12.2	12	11	12	11	13	12	9
Sodium (Na)		34.1	34.9	32.1	32.6	30.8	31.9	33.4	34	32.8	34.1	32.8	34.3	36.7	32.3	33.3	32.2	35.6	34.8
Sulfate (SO4)		146	162	120	123	113	116	113	149	141	151	130	156	174	155	159	145	166	167
NON-METALS:																			
Cyanide (CN)		-0.005	-0.005	-0.005	-0.005	-0.005	-0.005	-0.005	-0.005	-0.005	-0.005	-0.005	-0.005	-0.005	-0.005	-0.005	-0.005	-0.005	-0.005
PHYSICAL PROPERTIES:																			
Cond (umho/cm)		541	552	464	462	449	453	473	538	499	544	497	534	589	531	522	525	601	634
pH	GPS (6.8)	8.14	7.93	8.12	8.1	8.04	8.07	7.91	7.87	7.89	8.06	8.03	8.13	8.01	7.53	8.05	8.15	8.01	7.88
TDS @ 180°C.	GPS (500)	348	348	302	315	290	322	312	324	276	353	306	379	337	344	342	310	338	386
TRACE METALS mg/l:																			
Aluminum (Al)	GPS (1.8)	-0.1	-0.1	-0.1	-0.1	-0.1	-0.1	-0.1	-0.1	-0.1	-0.1	-0.1	-0.1	-0.1	-0.1	-0.1	-0.1	-0.1	-0.1
Arsenic (As)	GPS (.05)	-0.001	0.003	0.002	0.002	0.018	0.002	0.001	0.002	0.001	0.003	0.002	0.007	0.01	0.019	0.025	0.023	0.019	0.043
Barium (Ba)		-0.1	-0.1	-0.1	-0.1	0.2	-0.1	-0.1	-0.1	-0.1	-0.1	-0.1	-0.1	-0.1	-0.1	-0.1	-0.1	-0.1	-0.1
Beryllium (Be)	GPS (.01)	-0.01	-0.01	-0.01	-0.01	-0.01	-0.01	-0.01	-0.01	-0.01	-0.01	-0.01	-0.01	-0.01	-0.01	-0.01	-0.01	-0.01	-0.01
Boron (B)		-0.1	-0.1	-0.1	-0.1	-0.1	-0.1	-0.1	-0.1	-0.1	-0.1	-0.1	-0.1	-0.1	-0.1	-0.1	-0.1	-0.1	-0.1
Cadmium (Cd)	GPS (.01)	-0.005	-0.005	-0.005	-0.005	-0.005	-0.005	-0.005	-0.005	-0.005	-0.005	-0.005	-0.005	-0.005	-0.005	-0.005	-0.005	-0.005	-0.005
Chromium (Cr)	GPS (.05)	-0.01	-0.01	-0.01	-0.01	-0.01	-0.01	-0.01	-0.01	-0.01	-0.01	-0.01	-0.01	-0.01	-0.01	-0.01	-0.01	-0.01	-0.01
Cobalt (Co)		-0.001	-0.001	-0.001	-0.001	0.002	-0.001	-0.001	-0.001	-0.001	-0.001	-0.001	-0.001	-0.001	-0.001	-0.001	-0.001	-0.001	-0.001
Copper (Cu)		-0.01	-0.01	-0.01	-0.01	0.01	-0.01	-0.01	-0.01	-0.01	-0.01	-0.01	-0.01	-0.01	-0.01	-0.01	-0.01	-0.01	-0.01
Iron (Fe)	GPS (0.6)	-0.1	-0.1	-0.1	-0.1	-0.1	-0.1	-0.05	-0.05	-0.05	-0.05	-0.05	-0.05	-0.05	-0.05	-0.05	-0.05	-0.05	-0.05
Lead, (Pb)		-0.01	-0.01	-0.01	-0.01	-0.01	-0.01	-0.01	-0.01	-0.01	-0.01	-0.01	-0.01	-0.01	-0.01	-0.01	-0.01	-0.01	-0.01
Manganese (Mn)	GPS (0.2)	-0.01	-0.01	-0.01	-0.01	0.1	0.01	-0.01	-0.01	-0.01	-0.01	-0.01	-0.01	-0.01	-0.01	-0.01	-0.01	-0.01	-0.01
Mercury (Hg)		-0.0002	-0.0002	-0.0002	-0.0002	0.0004	-0.0002	-0.0002	-0.0002	-0.0002	-0.0002	-0.0002	-0.0002	-0.0002	-0.0002	-0.0002	-0.0002	-0.0002	-0.0002
Molybdenum (Mo)		-0.01	-0.01	-0.01	-0.01	0.01	-0.01	-0.01	-0.01	-0.01	-0.01	-0.01	-0.01	-0.01	-0.01	-0.01	-0.01	-0.01	-0.01
Nickel (Ni)	GPS (.01)	-0.01	-0.01	-0.01	-0.01	0.02	-0.01	-0.01	-0.01	-0.01	-0.01	-0.01	-0.01	-0.01	-0.01	-0.01	-0.01	-0.01	-0.01
Selenium (Se)	GPS (.01)	-0.001	-0.001	-0.001	-0.001	0.004	-0.001	-0.001	-0.001	-0.001	-0.001	-0.001	-0.001	-0.001	-0.001	-0.001	-0.001	-0.001	-0.001
Silver (Ag)		-0.01	-0.01	-0.01	-0.01	-0.01	-0.01	-0.01	-0.01	-0.01	-0.01	-0.01	-0.01	-0.01	-0.01	-0.01	-0.01	-0.01	-0.01
Thallium (Tl)		-0.01	-0.01	-0.01	-0.01	-0.01	-0.01	-0.01	-0.01	-0.01	-0.01	-0.01	-0.01	-0.01	-0.01	-0.01	-0.01	-0.01	-0.01
Vanadium (V2O5)		-0.1	-0.1	-0.1	-0.1	-0.1	-0.1	-0.1	-0.1	-0.1	-0.1	-0.1	-0.1	-0.1	-0.1	-0.1	-0.1	-0.1	-0.1
Zinc (ZN)		-0.01	-0.01	-0.01	-0.01	0.19	-0.01	-0.01	-0.01	-0.01	-0.01	-0.01	-0.01	-0.01	-0.01	-0.01	-0.01	-0.01	-0.01
RADIOMETRIC pCi/l:																			
Uranium, natural	GPS (36)	8.2	56.4	18.1	18.956	75.147	6.6	9	31.2	26	28.3	17.3	27.8	33.5	31.6	30	19.1	21.1	44
Radium 226		0.8	0.6	-0.2	0.4	1	-0.2	0.5	1.3	0.7	1.2	-0.2	0.8	-0.2	0.5	1	1.1	-0.2	1
Radium Precision +/-		0.2	0.3		0.2	0.3		0.2	0.3	0.2	0.2		0.4		0.4	0.3	0.5		0.5
Radium 228		4.8	2.2	-1	4.4	-1	-1	-1	2	-1	-1	-1	-1	-1	-1	2	-1	2.6	-1
Radium Precision +/-		0.2	0.2		1				1							1		1	
Combined Ra226/228	GPS (5.8)	5.6	2.8	0	4.8	1	0	0.5	3.3	0.7	1.2	0	0.8	0	0.5	3	1.1	2.6	1
Thorium 230	GPS (7.0)	-0.2	-0.2	-0.2	-0.2	-0.2	-0.2	-0.2	-0.2	0.3	-0.2	-0.2	-0.2	-0.2	-0.2	-0.2	-0.2	-0.2	-0.2
Thorium Precision +/-										0.3									
Lead (Pb210)	GPS (8.9)	-1	-1	-1	-2.7	-2.7	-2.7	-2.7	-2.7	-2.7	-2.7	-1	-1	-1	-1	-1	-1	-1	-1
Lead Precision +/-																			
Gross Alpha	GPS (15)	-1	-1	-1	-1	3.2	-1	-1	2.2	-1	-1	-1	-1	1.5	-1	1.2	-1	1.4	1.6
Gross Alpha Precision +/-						1.1			1					1.1		0.6		0.5	0.4
QUALITY ASSURANCE DATA:																			
TDS A/C Balance (dec. %)		1.03	0.97	1.03	1.05	1.01	1.11	1.09	0.93	0.84	1.06	0.97	1.07	0.88	0.99	0.96	0.93	0.91	1.03
(LAB: Energy Labs Inc. unless noted.)																			

KENNECOTT URANIUM COMPANY	
TMW-84	
NORTHING: 150,506.27 EASTING: 326,376.61	Groundwater Protection
ND=Non-detectable	Standard
FIELD DATA mg/l:	(GPS)
Temperature (C)	as of 5/26/05
pH (Std. Units)	
Cond. (umho/cm)	
TDS	
MAJOR IONS mg/l:	
Alk-CaCO3	
Bicarbonate (HCO3)	
Calcium (Ca)	
Carbonate (CO3)	
Chloride (Cl)	
Fluoride (F)	
Magnesium (Mg)	
Nitrate-N (NO3)	
Potassium (K)	
Silica (SiO2)	
Sodium (Na)	
Sulfate (SO4)	
NON-METALS:	
Cyanide (CN)	
PHYSICAL PROPERTIES:	
Cond (umho/cm)	
pH	GPS (6.8)
TDS @ 180° C.	GPS (500)
TRACE METALS mg/l:	
Aluminum (Al)	GPS (1.8)
Arsenic (As)	GPS (.05)
Barium (Ba)	
Beryllium (Be)	GPS (.01)
Boron (B)	
Cadmium (Cd)	GPS (.01)
Chromium (Cr)	GPS (.05)
Cobalt (Co)	
Copper (Cu)	
Iron (Fe)	GPS (0.6)
Lead, (Pb)	
Manganese (Mn)	GPS (0.2)
Mercury (Hg)	
Molybdenum (Mo)	
Nickel (Ni)	GPS (.01)
Selenium (Se)	GPS (.01)
Silver (Ag)	
Thallium (Tl)	
Vanadium (V2O5)	
Zinc (ZN)	
RADIOMETRIC pCi/l:	
Uranium, natural	GPS (36)
Radium 226	
Radium Precision +/-	
Radium 228	
Radium Precision +/-	
Combined Ra226/228	GPS (5.8)
Thorium 230	GPS (7.0)
Thorium Precision +/-	
Lead (Pb210)	GPS (8.9)
Lead Precision +/-	
Gross Alpha	GPS (15)
Gross Alpha Precision +/-	
QUALITY ASSURANCE DATA:	
TDS A/C Balance (dec. %)	
(LAB: Energy Labs Inc. unless noted.)	

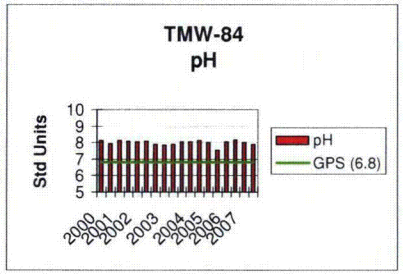

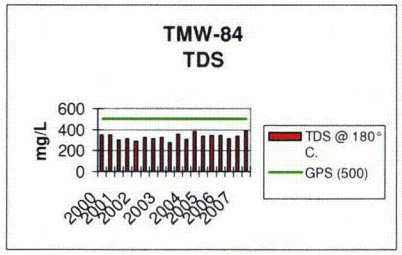

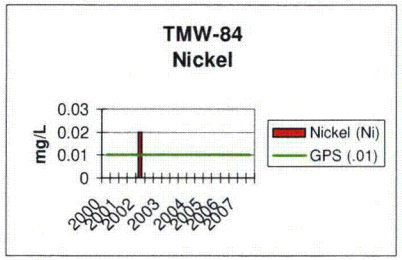

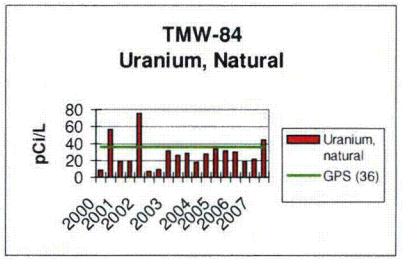

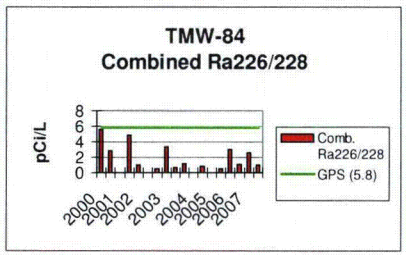

KENNECOTT URANIUM COMPANY																	
TMW-89																	
NORTHING: 150,809.67	Groundwater	2000		2001		2002		2003		2004		2005		2006		2007	
EASTING: 326,137.13	Protection																
ND = Non-detectable	Standard	5/10/00	11/9/00	5/17/01	11/14/01	5/7/02	11/18/02	5/12/03	11/10/03	5/5/04	11/3/04	5/3/05	12/17/05	5/8/06	11/19/06	6/6/07	11/26/07
FIELD DATA mg/l:	(GPS)																
Temperature (C)	as of 5/26/05	8	8	8	8	8	8	8	8	14	11	10	8.3	12	10	9.2	9.8
pH (Std. Units)		7.3	7.1	7.3	7.3	7.3	6.8	6.9	6.8	6.9	7.2	7.1	7.41	7.3	7.34	6.85	7.4
Cond (umho/cm)		900	1280	1420	1340	600	960	960	860	980	740	860	760	116.5	591	932	1004
TDS																	
MAJOR IONS mg/l:																	
Alk-CaC03		79	80	61	62	93	61	59	75	58.2	63	67	70	76	90	82	91
Bicarbonate (HCO3)		96	98	73	75	113	74.4	72	90.9	71	77	82	85	93	110	100	111
Calcium (Ca)		230	240	313	319	98.4	221	252	199	243	246	231	221	202	72.8	61	162
Carbonate (CO3)		-0.1	-0.1	-1	-1	-1	-1	-1	-1	-1	-1	-1	-1	-1	-1	-1	-1
Chloride (Cl)		30.8	27.7	38.4	39	9.4	20.3	30.9	17.9	27.2	25	24	22	24	7	22	20
Fluoride (F)		0.14	0.15	0.13	0.1	0.2	0.1	0.1	0.1	0.1	0.2	0.1	0.2	0.1	0.2	0.2	0.1
Magnesium (Mg)		22.4	24.3	30.4	30.9	9.3	21.3	24.1	18.9	23.7	25.6	22	21.9	19.9	7.2	15.3	14.3
Nitrate-N (NO3)		-0.1	-0.1	-0.1	-0.1	-0.1	-0.1	-0.1	-0.1	-0.1	-0.1	-0.1	-0.1	-0.1	-0.1	-0.1	-0.1
Potassium (K)		5.8	5.2	6.3	6.3	3.9	6	6	4.8	5.7	6.2	5.6	5.1	4.9	3	4.6	5.1
Silica (SiO2)		6.8	7.5	3.4	4	8.6	3.8	3.2	5	3.6	4	4	6	6	5	7	7
Sodium (Na)		51.9	53.7	60.6	60.1	33.9	53.9	55.8	49.4	55.2	55.1	52.6	46.6	47.8	29.3	44	42
Sulfate (SO4)		608	663	910	905	235	618	743	540	701	713	625	592	582	174	451	429
NON-METALS:																	
Cyanide (CN)		-0.005	-0.005	-0.005	-0.005	-0.005	-0.005	-0.005	-0.005	-0.005	-0.005	-0.005	-0.005	-0.005	-0.005	-0.005	-0.005
PHYSICAL PROPERTIES:																	
Cond (umho/cm)		1455	1430	1790	1690	680	1440	1540	1220	1450	1430	1350	1230	1200	631	1070	1170
pH	GPS (6.8)	8.01	7.79	7.75	7.8	7.99	7.68	7.56	7.98	7.74	7.78	7.74	7.97	7.82	7.87	7.1	7.78
TDS @ 180°C.	GPS (500)	1160	1110	1500	1420	459	1130	1190	905	1170	1170	945	924	922	378	732	828
METALS-DISSOLVED mg/l:																	
Aluminum (Al)	GPS (1.8)	-0.1	-0.1	-0.1	-0.1	-0.1	-0.1	-0.1	-0.1	-0.1	-0.1	-0.1	-0.1	-0.1	-0.1	-0.1	-0.1
Arsenic (As)	GPS (.05)	-0.001	0.001	-0.001	-0.001	-0.001	-0.001	-0.001	0.001	-0.001	-0.001	-0.001	-0.001	-0.001	-0.001	-0.001	-0.001
Barium (Ba)		-0.1	-0.1	-0.1	-0.1	-0.1	-0.1	-0.1	-0.1	-0.1	-0.1	-0.1	-0.1	-0.1	-0.1	-0.1	-0.1
Beryllium (Be)	GPS (.01)	-0.01	-0.01	-0.01	-0.01	-0.01	-0.01	-0.01	-0.01	-0.01	-0.01	-0.01	-0.01	-0.01	-0.01	-0.01	-0.01
Boron (B)		-0.1	-0.1	-0.1	-0.1	-0.1	-0.1	-0.1	-0.1	-0.1	-0.1	-0.1	-0.1	-0.1	-0.1	-0.1	-0.1
Cadmium (Cd)	GPS (.01)	-0.005	-0.005	-0.005	-0.005	-0.005	-0.005	-0.005	-0.005	-0.005	-0.005	-0.005	-0.005	-0.005	-0.005	-0.005	-0.005
Chromium (Cr)	GPS (.05)	-0.01	-0.01	-0.01	-0.01	-0.01	-0.01	-0.01	-0.01	-0.01	-0.01	-0.01	-0.01	-0.01	-0.01	-0.01	-0.01
Cobalt (Co)		0.002	0.003	0.003	0.003	-0.001	0.002	0.002	0.002	0.002	0.002	0.001	0.001	0.002	-0.001	0.001	0.001
Copper (Cu)		-0.01	-0.01	-0.01	-0.01	-0.01	-0.01	-0.01	-0.01	-0.01	-0.01	-0.01	-0.01	-0.01	-0.01	-0.01	-0.01
Iron (Fe)	GPS (0.6)	-0.1	-0.1	-0.1	-0.1	-0.1	-0.1	-0.05	-0.05	-0.05	-0.05	-0.05	-0.05	-0.05	-0.05	-0.05	-0.05
Lead (Pb)		-0.01	-0.01	-0.01	-0.01	-0.01	-0.01	-0.01	-0.01	-0.01	-0.01	-0.01	-0.01	-0.01	-0.01	-0.01	-0.01
Manganese (Mn)	GPS (0.2)	0.09	0.09	0.1	0.09	0.04	0.08	0.08	0.06	0.07	0.09	0.06	0.06	0.06	0.03	0.04	0.05
Mercury (Hg)		-0.0002	-0.0002	-0.0002	-0.0002	-0.0002	-0.0002	-0.0002	-0.0002	-0.0002	-0.0002	-0.0002	-0.0002	-0.0002	-0.0002	-0.0002	-0.0002
Molybdenum (Mo)		-0.01	-0.01	-0.01	-0.01	-0.01	-0.01	-0.01	-0.01	-0.01	-0.01	-0.01	-0.01	-0.01	-0.01	-0.01	-0.01
Nickel (Ni)	GPS (.01)	-0.01	-0.01	-0.01	*0.023*	-0.01	-0.01	-0.01	-0.01	-0.01	-0.01	-0.01	-0.01	-0.01	-0.01	-0.01	-0.01
Selenium (Se)	GPS (.01)	-0.001	0.002	0.001	-0.001	-0.001	-0.001	-0.001	-0.001	-0.001	0.002	-0.001	-0.001	-0.001	-0.001	-0.001	-0.001
Silver (Ag)		-0.01	-0.01	-0.01	-0.01	-0.01	-0.01	-0.01	-0.01	-0.01	-0.01	-0.01	-0.01	-0.01	-0.01	-0.01	-0.01
Thallium (Tl)		-0.01	-0.01	-0.01	-0.01	-0.01	-0.01	-0.01	-0.01	-0.01	-0.01	-0.01	-0.01	-0.01	-0.01	-0.01	-0.01
Vanadium (V205)		-0.1	-0.1	-0.1	-0.1	-0.1	-0.1	-0.1	-0.1	-0.1	-0.1	-0.1	-0.1	-0.1	-0.1	-0.1	-0.1
Zinc (ZN)		0.02	-0.01	0.01	-0.01	0.02	0.01	0.02	-0.01	-0.01	-0.01	-0.01	-0.01	-0.01	-0.01	-0.01	-0.01
RADIOMETRIC pCi/l:																	
Uranium, natural	GPS (36)	82.5	95.5	125	108.997	60.1853	86	103	106	84.3	88.5	94.4	89.8	91.5	81.6	83.5	91.9
Radium 226		5.9	6.2	6.3	5.5	2.3	6.2	5.3	4.1	5.1	5.6	4.5	3.6	4.2	2	4.4	4
Radium Precision +/-		0.4	0.3	0.4	0.4	0.4	0.5	0.4	0.4	0.9	0.9	1.2	0.8	0.7	0.7	0.7	0.8
Radium 228		9.6	7	7.9	13.1	-1	4.8	7.3	-1	4.3	6.1	3.7	4.3	5.6	2.2	4.8	3.3
Radium Precision +/-		0.7	0.2	1.3	1.1		1	1.3		1.6	1.5	1.2	1.1	1.1	0.9	1.1	1.1
Combined Ra226/228	GPS (5.8)	15.5	13.2	14.2	18.6	2.3	11	12.6	4.1	9.4	11.7	8.2	7.9	9.8	4.2	9.2	7.3
Thorium 230	GPS (7.0)	-0.2	-0.2	-0.2	-0.2	-0.2	-0.2	0.2	-0.2	-0.2	-0.2	-0.2	-0.2	-0.2	-0.2	-0.2	-0.2
Thorium Precision +/-								0.2									
Lead (Pb210)	GPS (8.9)	-1	-1	-1	-2.7	-2.7	-2.7	-2.7	-2.7	-1	-1	-1	-1	-1	-1	-1	-1
Lead Precision +/-																	
Gross Alpha	GPS (15)	9.2	6.7	7.7	6.9	6.1	6.2	6.4	3.6	4.9	4.9	7.9	4.2	4	1.8	7.4	5.9
Gross Alpha Precision +/-		1.7	1.5	1	1.5	1.4	2.2	1.3	1.1	1.3	1.4	1.7	1.5	1	0.6	1.3	0.8
QUALITY ASSURANCE DATA:																	
TDS A/C Balance (dec. %)		1.15	1.04	1.07	1.01	1	1.14	1.03	1.03	1.07	1.05	0.94	0.97	0.99	1.07	0.97	1.13
(LAB: Energy Labs Inc. unless noted.)					*Revised Result*												

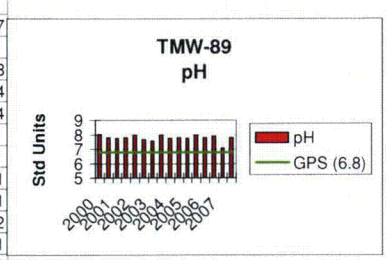

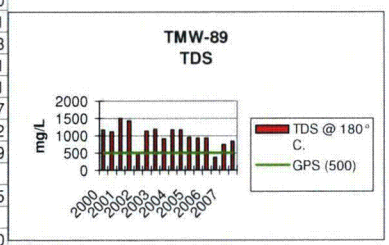

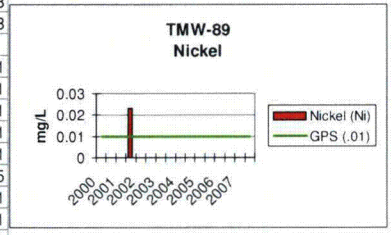

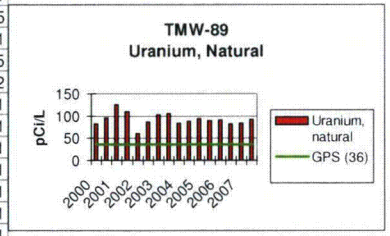

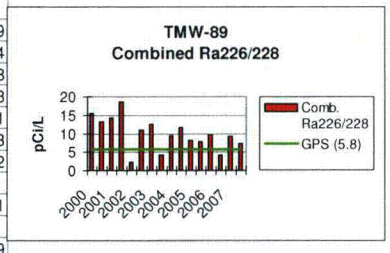

KENNECOTT URANIUM COMPANY																										
TMW-91																										
NORTHING: 148,518.38	Groundwater	2003						2004												2005						
EASTING: 323,956.86	Protection																									
ND = Non-detectable	Standard	08/26/03	09/18/03	10/22/03	11/12/03	12/10/03	12/31/03	01/13/04	02/16/04	03/17/04	04/12/04	05/11/04	06/15/04	07/14/04	08/05/04	09/15/04	10/13/04	11/09/04	12/08/04	01/18/05	02/07/05	03/03/05	04/12/05	07/14/05	10/05/05	12/22/05
FIELD DATA mg/l:	(GPS)																									
Temperature (C)	as of 5/26/05	8	8	8	8	8	8	8	8	8	9	10	12	15	11	11	10	10	8	12	10	8	11	20	12.7	7.8
pH (Std. Units)		6.3	6.8	6.8	6.7	7.2	7.3	7.9	7.2	7.1	6.8	7.8	7.2	7.1	7.1	6.9	7.2	7.6	6.8	7.3	8.1	6.9	6.8	7.1	7.55	7.33
Cond. (umho/cm)		520	860	980	900	1100	1080	1240	1100	1240	960	1000	1280	960	920	1020	920	820	1180	1180	1650	1180	1240	1040	820	1300
TDS																										
MAJOR IONS mg/l:																										
Alk-CaCO3		85					121	118								115						109		120	110	110
Bicarbonate (HCO3)		103					148	143								140						133		146	134	134
Calcium (Ca)		65.9					355	320								370						379		461	250	386
Carbonate (CO3)		-1					-1	-1								-1						-1		-1	-1	-1
Chloride (Cl)		17.6					67	43.6								47						54		73	40	75
Fluoride (F)		0.3					-1	0.1								0.2						0.1		0.1	0.2	0.1
Magnesium (Mg)		7.3					33	26.4								27.7						28.8		36.4	19.2	30
Nitrate-N (NO3)		-0.1					-0.1	-0.1								-0.1						-0.1		-0.1	-0.1	-0.1
Potassium (K)		5.2					6.3	5.6								5.3						5.6		5.3	4.2	5.7
Silica (SiO2)		8.5					13	11.1								12						13		12.6	13	11
Sodium (Na)		87.8					72	69.5								71.4						74.5		86.3	57.7	74.2
Sulfate (SO4)		303					908	839								912						932		1220	619	999
NON-METALS:																										
Cyanide (CN)		-0.005					-0.005	-0.005								-0.005						-0.005		-0.005	-0.005	-0.005
PHYSICAL PROPERTIES:																										
Cond (umho/cm)		801					1800	1920								1790						1840		2290	1430	2180
pH	GPS (6.8)	7.76					7.89	7.86								7.34						7.82		7.8	8.05	8.29
TDS @ 180°C.	GPS (500)	534					1440	1570								1620						1530		2040	1120	1850
METALS-DISSOLVED mg/l:																										
Aluminum (Al)	GPS (1.8)	-0.1					-0.1	-0.1								-0.1						-0.1		-0.1	-0.1	-0.1
Arsenic (As)	GPS (.05)	0.002					0.002	-0.001								-0.001						-0.001		-0.001	-0.001	-0.001
Barium (Ba)		-0.1					-0.1	-0.1								-0.1						-0.1		-0.1	-0.1	-0.1
Beryllium (Be)	GPS (.01)	-0.01					-0.01	-0.01								-0.01						-0.01		-0.01	-0.01	-0.01
Boron (B)		-0.1					-0.1	-0.1								-0.1						-0.1		-0.1	-0.1	-0.1
Cadmium (Cd)	GPS (.01)	-0.005					-0.005	-0.005								-0.0005						-0.0005		-0.0005	-0.0005	-0.0005
Chromium (Cr)	GPS (.05)	-0.01					-0.01	-0.01								-0.01						-0.01		-0.01	-0.01	-0.01
Cobalt (Co)		0.003					0.003	0.002								0.001						0.001		0.001	-0.001	0.002
Copper (Cu)		-0.01					-0.01	-0.01								-0.01						-0.01		-0.01	-0.01	-0.01
Iron (Fe)	GPS (0.6)	-0.05					-0.05	0.209								0.49						-0.01		0.36	-0.05	0.08
Lead (Pb)		-0.01					-0.01	-0.01								-0.01						-0.01		-0.01	-0.01	-0.01
Manganese (Mn)	GPS (0.2)	0.08					0.34	0.36								0.31						0.28		0.33	0.14	0.34
Mercury (Hg)		0.0005					-0.0002	-0.0002								0.0003						-0.0002		-0.0002	-0.0002	-0.0002
Molybdenum (Mo)		-0.01					-0.01	-0.01								-0.08						-0.01		-0.01	-0.01	-0.01
Nickel (Ni)	GPS (.01)	-0.01					-0.01	-0.01								0.01						-0.01		-0.01	0.01	0.02
Selenium (Se)	GPS (.01)	0.003					-0.001	-0.001								-0.001						0.002		0.001	-0.001	-0.001
Silver (Ag)		-0.01					-0.01	-0.01								-0.01						-0.01		-0.01	-0.01	-0.01
Thallium (Tl)		-0.01					-0.01	-0.01								-0.01						-0.01		-0.01	-0.01	-0.01
Vanadium (V2O5)		-0.1					-0.1	-0.1								-0.1						-0.1		-0.1	-0.1	-0.1
Zinc (ZN)		0.04					0.27	0.03								0.07						0.05		-0.01	-0.01	0.02
RADIOMETRIC pCi/l:																										
Uranium, natural	GPS (36)	110					39.8	37.9								24.4						19.9		32.5	13.7	33.9
Radium 226		1.6					2.5	3.1								2.5						2.7		4.4	6.6	3.8
Radium Precision +/-		0.3					0.3	0.6								0.7						0.6		0.9	1.1	0.7
Radium 228		-1					3.3	3.5								2.7						2.4		2.5	8.5	7
Radium Precision +/-							1.2	0.9								1.6						1.3		1.2	1.5	1.2
Combined Ra226/228	GPS (5.8)	1.6					5.8	6.6								5.2						5.1		6.9	15.1	10.8
Thorium 230	GPS (7.0)	-0.2					-0.2	-0.2								-0.2						-0.2		-0.2	-0.2	-0.2
Thorium Precision +/-																										
Lead (Pb210)	GPS (8.9)	-2.7					-2.7	-2.7								-1						-1		-1	-1	-1
Lead Precision +/-																										
Gross Alpha	GPS (15)	2.5					3.6	4								4.7						4.7		5.8	7.8	5.7
Gross Alpha Precision +/-		1					1.2	1.4								1.3						1.6		1.7	1.9	1.4
QUALITY ASSURANCE DATA:																										
TDS A/C Balance (dec. %)								1.14								1.07						0.99		1.04	1.05	1.12
ORGANICS mg/L:																										
Diesel Range Organics (DRO)	GPS 10 (3)	130	40	52	6.2	35	130	16	21	6.7	5.7	21	3.1	1.9	2.6	2.7	1.1	2.4	3.6	1.9	2	2.6	1.4	ND	ND	ND
Gasoline Range Organics (GRO)	GPS 10 (3)	1.9	1.5	0.749	0.182		1.9	0.046		ND		ND	ND	ND	ND	ND	ND	ND	ND	ND	ND	ND	ND	ND	ND	ND
VOLATILE ORGANIC COMPOUNDS mg/L:																										
Chloromethane	0.12	ND	ND	ND	ND	ND	ND	ND	ND	ND	ND	ND	ND	ND	ND	ND	ND	ND	ND	ND	ND	0.0024	ND	0.018	0.018	0.018
1,1-Dichloroethane	GPS 3 (2)	ND	ND	ND	ND	ND	ND	ND	ND	ND	ND	ND	ND	ND	ND	ND	ND	ND	ND	ND	ND	ND	ND	ND	ND	ND
1,1-Dichloroethene	GPS 0.007 (1)	ND	ND	ND	ND	ND	ND	ND	ND	ND	ND	ND	ND	ND	ND	ND	ND	ND	ND	ND	ND	ND	ND	ND	ND	ND
Naphthalene	GPS 1.3 (2)	0.058	0.03	0.017	0.0046	0.0027	0.058	ND	0.0014	ND	ND	ND	ND	ND	ND	ND	ND	ND	ND	ND	ND	ND	ND	ND	ND	ND
Toluene	GPS 1 (1)	ND	ND	ND	ND	ND	ND	ND	ND	ND	ND	ND	0.0026	ND	ND	ND	ND	ND	ND	ND	ND	ND	ND	ND	ND	ND
1,1,1-Trichloroethane	GPS 0.20 (1)	0.015	ND	ND	ND	ND	0.015	ND	ND	ND	ND	ND	ND	ND	ND	ND	ND	ND	ND	ND	ND	ND	ND	ND	ND	ND
1,2,4-Trimethylbenzene	GPS 0.012 (4)	ND	ND	ND	ND	ND	ND	ND	ND	ND	ND	ND	ND	ND	ND	ND	ND	ND	ND	ND	ND	ND	ND	ND	ND	ND
1,3,5-Trimethylbenzene	GPS 0.012 (4)	ND	ND	ND	ND	ND	ND	ND	ND	ND	ND	ND	ND	ND	ND	ND	ND	ND	ND	ND	ND	ND	ND	ND	ND	ND
m+p Xylenes	GPS 10 (1)	ND	ND	ND	ND	ND	ND	ND	ND	ND	ND	ND	ND	ND	ND	ND	ND	ND	ND	ND	ND	ND	ND	ND	ND	ND
(1) - EPA MCL																										
(2) - WY Drinking Water Equivalent Level																										
(3) - WY VRP, Fact Sheet 12																										
(4) - EPA RBC - Tap Water																										
(LAB: Energy Labs Inc. unless noted.)																										

KENNECOTT URANIUM COMPANY

TMW-91

NORTHING: 148,518.38
EASTING: 323,956.86

ND = Non-detectable

	Groundwater Protection Standard (GPS) as of 5/26/05
FIELD DATA mg/l:	
Temperature (C)	
pH (Std. Units)	
Cond. (umho/cm)	
TDS	
MAJOR IONS mg/l:	
Alk-CaCO3	
Bicarbonate (HCO3)	
Calcium (Ca)	
Carbonate (CO3)	
Chloride (Cl)	
Fluoride (F)	
Magnesium (Mg)	
Nitrate-N (NO3)	
Potassium (K)	
Silica (SiO2)	
Sodium (Na)	
Sulfate (SO4)	
NON-METALS:	
Cyanide (CN)	
PHYSICAL PROPERTIES:	
Cond (umho/cm)	
pH	GPS (6.8)
TDS @ 180° C.	GPS (500)
METALS-DISSOLVED mg/l:	
Aluminum (Al)	GPS (1.8)
Arsenic (As)	GPS (.05)
Barium (Ba)	
Beryllium (Be)	GPS (.01)
Boron (B)	
Cadmium (Cd)	GPS (.01)
Chromium (Cr)	GPS (.05)
Cobalt (Co)	
Copper (Cu)	
Iron (Fe)	GPS (0.6)
Lead (Pb)	
Manganese (Mn)	GPS (0.2)
Mercury (Hg)	
Molybdenum (Mo)	
Nickel (Ni)	GPS (.01)
Selenium (Se)	GPS (.01)
Silver (Ag)	
Thallium (Tl)	
Vanadium (V2O5)	
Zinc (ZN)	
RADIOMETRIC pCi/l:	
Uranium, natural	GPS (36)
Radium 226	
Radium Precision +/-	
Radium 228	
Radium Precision +/-	
Combined Ra226/228	GPS (5.8)
Thorium 230	GPS (7.0)
Thorium Precision +/-	
Lead (Pb210)	GPS (8.9)
Lead Precision +/-	
Gross Alpha	GPS (15)
Gross Alpha Precision +/-	
QUALITY ASSURANCE DATA:	
TDS A/C Balance (dec. %)	
ORGANICS mg/L:	
Diesel Range Organics (DRO)	GPS 10 (3)
Gasoline Range Organics (GRO)	GPS 10 (3)
VOLATILE ORGANIC COMPOUNDS mg/L:	
Chloromethane	0.12
1,1-Dichloroethane	GPS 3 (2)
1,1-Dichloroethene	GPS 0.007 (1)
Naphthalene	GPS 1.3 (2)
Toluene	GPS 1 (1)
1,1,1-Trichloroethane	GPS 0.20 (1)
1,2,4-Trimethylbenzene	GPS 0.012 (4)
1,3,5-Trimethylbenzene	GPS 0.012 (4)
m+p Xylenes	GPS 10 (1)

(1) - EPA MCL
(2) - WY Drinking Water Equivalent Level
(3) - WY VRP, Fact Sheet 12
(4) - EPA RBC - Tap Water
(LAB: Energy Labs Inc. unless noted.)

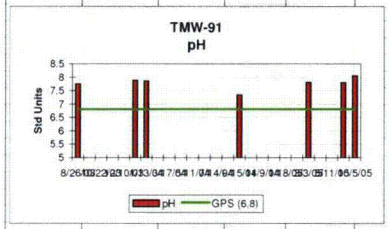

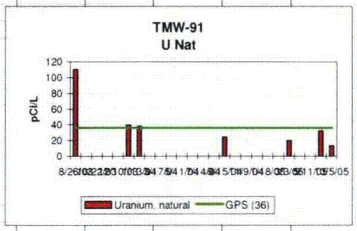

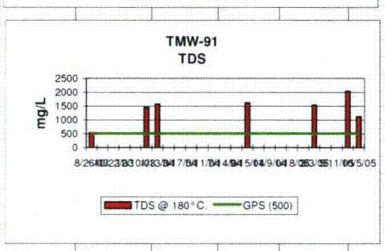

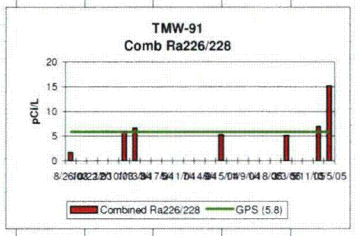

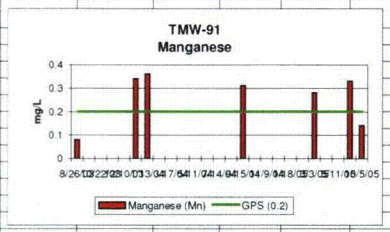

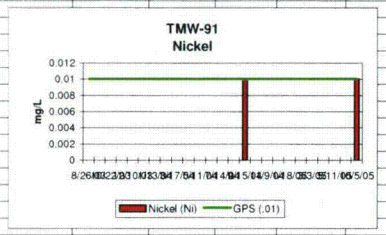

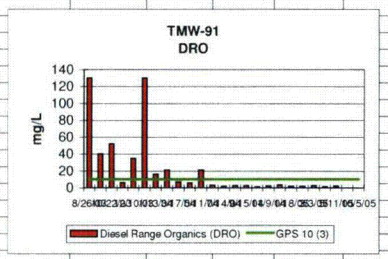

KENNECOTT URANIUM COMPANY

TMW-103

NORTHING: 149,144.44 EASTING: 323,576.50 ND = Non-detectable	Groundwater Protection Standard (GPS)	2007 6/13/07	9/18/07	12/4/07
FIELD DATA mg/l:				
Temperature (C)		14	10.6	11.1
pH (Std. Units)		7.51	7.4	7.1
Cond. (umho/cm)		1804	1929	1935
TDS				
MAJOR IONS mg/l:				
Alk-CaCO3		48	40	38
Bicarbonate (HCO3)		59	48	46
Calcium (Ca)		330	406	379
Carbonate (CO3)		-1	-1	-1
Chloride (Cl)		79	86	92
Fluoride (F)		0.3	0.2	0.1
Magnesium (Mg)		26	32.1	30.6
Nitrate-N (NO3)		-0.1	-0.1	-0.1
Potassium (K)		5.6	5.5	5.9
Silica (SiO2)		8	11	11
Sodium (Na)		72.4	78.5	76.7
Sulfate (SO4)		968	1080	1040
NON-METALS:				
Cyanide (CN)		-0.005	-0.005	-0.005
PHYSICAL PROPERTIES:				
Cond (umho/cm)		1920	2270	2150
pH	GPS (6.8)	7.87	7.65	7.68
TDS @ 180°C.	GPS (500)	1580	1860	1830
METALS-DISSOLVED mg/l:				
Aluminum (Al)	GPS (1.8)	-0.1	-0.1	-0.1
Arsenic (As)	GPS (.05)	0.007	0.004	0.003
Barium (Ba)		-0.1	-0.1	-0.1
Beryllium (Be)	GPS (.01)	-0.01	-0.01	-0.01
Boron (B)		-0.1	-0.1	-0.1
Cadmium (Cd)	GPS (.01)	-0.005	-0.005	-0.005
Chromium (Cr)	GPS (.05)	-0.01	-0.01	-0.01
Cobalt (Co)		0.002	-0.001	-0.001
Copper (Cu)		-0.01	-0.01	-0.01
Iron (Fe)	GPS (0.6)	-0.05	-0.05	0.07
Lead (Pb)		-0.01	-0.01	-0.01
Manganese (Mn)	GPS (0.2)	0.11	0.17	0.17
Mercury (Hg)		-0.0002	-0.0002	-0.0002
Molybdenum (Mo)		-0.01	-0.01	-0.01
Nickel (Ni)	GPS (.01)	-0.01	-0.01	-0.01
Selenium (Se)	GPS (.01)	0.003	0.001	0.001
Silver (Ag)		-0.01	-0.01	-0.01
Thallium (Tl)		-0.01	-0.01	-0.01
Vanadium (V2O5)		-0.1	-0.1	-0.1
Zinc (ZN)		-0.01	-0.01	-0.01
RADIOMETRIC pCi/l:				
Uranium, natural	GPS (36)	25.6	9.5	8.8
Radium 226		6.8	9.1	7.5
Radium Precision +/-		0.9	1	1
Radium 228		10	-1	8.9
Radium Precision +/-		1.1		1.3
Comb. Ra226/228	GPS (5.8)	16.8	9.1	16.4
Thorium 230	GPS (7.0)	-0.2	-0.2	0.6
Thorium Precision +/-				0.3
Lead (Pb210)	GPS (8.9)	-1	-1	-1
Lead Precision +/-				
Gross Alpha	GPS (15)	7.2	20.1	11.5
Gross Alpha Precision +/-		0.9	1.5	1
QUALITY ASSURANCE DATA:				
TDS A/C Balance (dec. %)		1.04	1.08	1.11
ORGANICS mg/L:				
Diesel Range Organics (DRO)	GPS 10 (3)	ND		
Gasoline Range Organics (GRO)	GPS 10 (3)	ND		
VOLATILE ORGANIC COMPOUNDS mg/L:				
1,1-Dichloroethane	GPS 3 (2)	ND		
1,1-Dichloroethene	GPS 0.007 (1)	ND		
Naphthalene	GPS 1.3 (2)	ND		
Toluene	GPS 1 (1)	ND		
1,1,1-Trichloroethane	GPS 0.20 (1)	ND		
1,2,4-Trimethylbenzene	GPS 0.012 (4)	ND		
1,3,5-Trimethylbenzene	GPS 0.012 (4)	ND		
m+p Xylenes	GPS 10 (1)	ND		
Methyl ethyl ketone		ND		

(1) - EPA MCL
(2) - WY Drinking Water Equivalent Level
(3) - WY VRP, Fact Sheet 12
(4) - EPA RBC - Tap Water
(LAB: Energy Labs Inc. unless noted.)

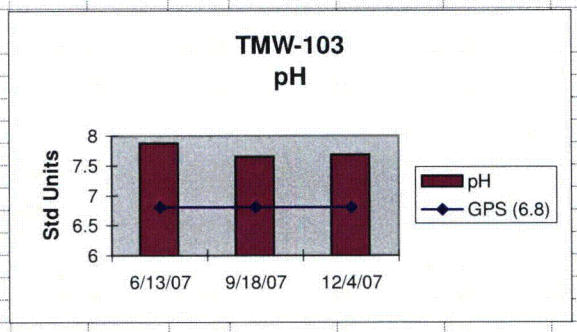

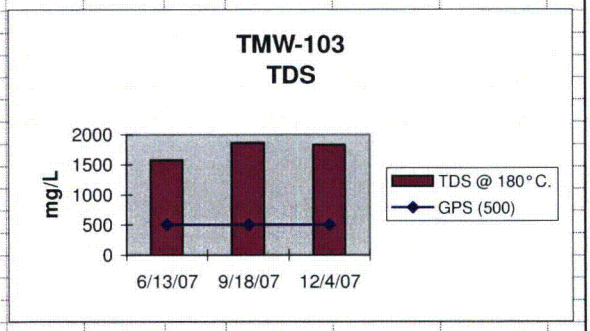

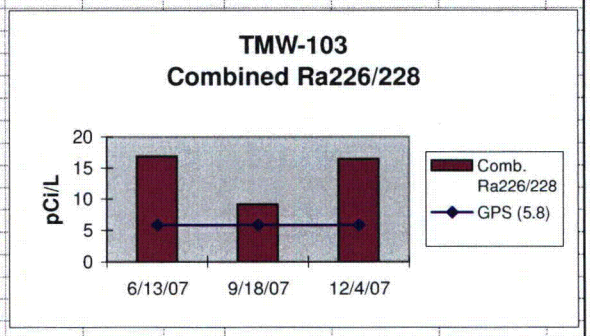

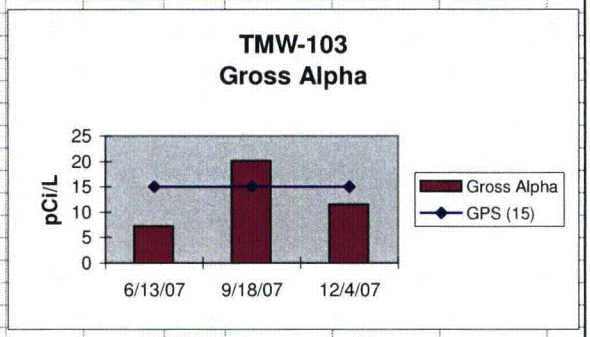

KENNECOTT URANIUM COMPANY				
TMW-106				
NORTHING: 149,120.47	Groundwater			
EASTING: 323,577.53	Protection	2007		
ND = Non-detectable	Standard	5/23/07	9/18/07	12/4/07
FIELD DATA mg/l:	**(GPS)**			
Temperature (C)		9.9	10.6	11.1
pH (Std. Units)		7.59	7.6	7.2
Cond. (umho/cm)		820	1377	1605
TDS				
MAJOR IONS mg/l:				
Alk-CaCO3		92	64	49
Bicarbonate (HCO3)		112	78	59
Calcium (Ca)		131	269	306
Carbonate (CO3)		-1	-1	-1
Chloride (Cl)		24	59	86
Fluoride (F)		0.2	0.2	0.2
Magnesium (Mg)		9.1	21.7	24.5
Nitrate-N (NO3)		-0.1	-0.1	-0.1
Potassium (K)		3.5	4.4	5.3
Silica (SiO2)		13	12	12
Sodium (Na)		44.7	58.5	63.4
Sulfate (SO4)		321	689	838
NON-METALS:				
Cyanide (CN)		-0.005	-0.005	-0.005
PHYSICAL PROPERTIES:				
Cond (umho/cm)		904	1640	1780
pH	GPS (6.8)	7.45	7.71	7.67
TDS @ 180° C.	GPS (500)	606	1210	1440
METALS-DISSOLVED mg/l:				
Aluminum (Al)	GPS (1.8)	-0.1	-0.1	-0.1
Arsenic (As)	GPS (.05)	0.007	0.002	0.001
Barium (Ba)		-0.1	-0.1	-0.1
Beryllium (Be)	GPS (.01)	-0.01	-0.01	-0.01
Boron (B)		-0.1	-0.1	-0.1
Cadmium (Cd)	GPS (.01)	-0.005	-0.005	-0.005
Chromium (Cr)	GPS (.05)	-0.01	-0.01	-0.01
Cobalt (Co)		-0.002	-0.002	-0.002
Copper (Cu)		-0.01	-0.01	-0.01
Iron (Fe)	GPS (0.6)	-0.05	0.09	0.18
Lead (Pb)		-0.01	-0.01	-0.01
Manganese (Mn)	GPS (0.2)	0.06	0.12	0.13
Mercury (Hg)		-0.0002	-0.0002	-0.0002
Molybdenum (Mo)		-0.01	-0.01	-0.01
Nickel (Ni)	GPS (.01)	-0.01	-0.01	-0.01
Selenium (Se)	GPS (.01)	0.001	-0.001	-0.001
Silver (Ag)		-0.01	-0.01	-0.01
Thallium (Tl)		-0.01	-0.01	-0.01
Vanadium (V2O5)		-0.1	-0.1	-0.1
Zinc (ZN)		-0.01	-0.01	-0.01
RADIOMETRIC pCi/l:				
Uranium, natural	GPS (36)	7.5	8.1	9.3
Radium 226		1.7	6.6	6.7
Radium Precision +/-		0.5	0.8	0.9
Radium 228		5.3	14.3	10.7
Radium Precision +/-		1	1.1	1.3
Comb. Ra226/228	GPS (5.8)	7	20.9	17.4
Thorium 230	GPS (7.0)	-0.2	-0.2	-0.2
Thorium Precision +/-				
Lead (Pb210)	GPS (8.9)	-1	-1	-1
Lead Precision +/-				
Gross Alpha	GPS (15)	7.7	10.6	10.9
Gross Alpha Precision +/-		1.2	1.1	1
QUALITY ASSURANCE DATA:				
TDS A/C Balance (dec. %)		1.01	1.05	1.05
ORGANICS mg/L:				
Diesel Range Organics (DRO)	GPS 10 (3)	ND		
Gasoline Range Organics (GRO)	GPS 10 (3)	ND		
VOLATILE ORGANIC COMPOUNDS mg/L:				
1,1-Dichloroethane	GPS 3 (2)	ND		
1,1-Dichloroethene	GPS 0.007 (1)	ND		
Naphthalene	GPS 1.3 (2)	ND		
Toluene	GPS 1 (1)	ND		
1,1,1-Trichloroethane	GPS 0.20 (1)	ND		
1,2,4-Trimethylbenzene	GPS 0.012 (4)	ND		
1,3,5-Trimethylbenzene	GPS 0.012 (4)	ND		
m+p Xylenes	GPS 10 (1)	ND		
Methyl ethyl ketone		ND		
(1) - EPA MCL				
(2) - WY Drinking Water Equivalent Level				
(3) - WY VRP, Fact Sheet 12				
(4) - EPA RBC - Tap Water				
(LAB: Energy Labs Inc. unless noted.)				

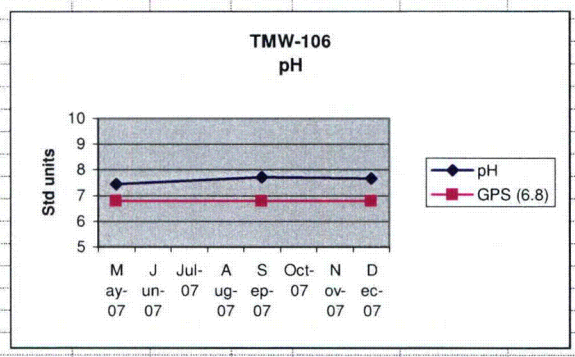

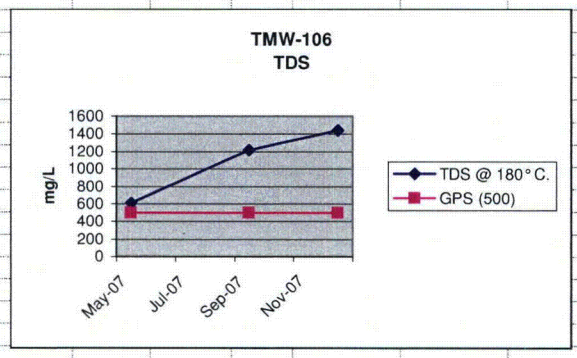

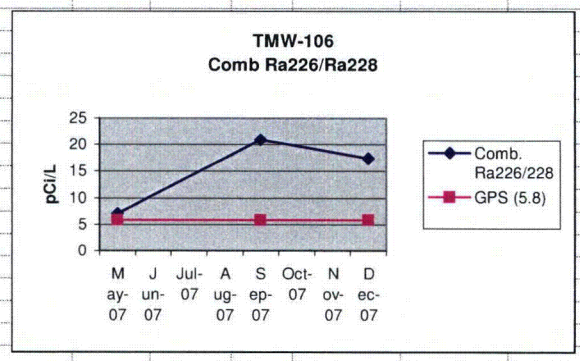

KENNECOTT URANIUM COMPANY				
TMW-107				
NORTHING: 148,109.87	Groundwater			
EASTING: 323,821.68	Protection	2007		
ND = Non-detectable	Standard	6/6/07	9/17/07	12/4/07
FIELD DATA mg/l:	**(GPS)**			
Temperature (C)		9.3	10.8	11.1
pH (Std. Units)		7.36	7.6	7.5
Cond. (umho/cm)		548	933	987
TDS				
MAJOR IONS mg/l:				
Alk-CaCO3		119	120	117
Bicarbonate (HCO3)		145	147	142
Calcium (Ca)		99.2	159	163
Carbonate (CO3)		-1	-1	-1
Chloride (Cl)		10	11	15
Fluoride (F)		0.2	0.2	0.1
Magnesium (Mg)		8.6	14.2	13.7
Nitrate-N (NO3)		-0.1	-0.1	-0.1
Potassium (K)		3.2	3.6	3.6
Silica (SiO2)		13	12	13
Sodium (Na)		39.4	44.7	41.7
Sulfate (SO4)		234	443	432
NON-METALS:				
Cyanide (CN)		-0.005	-0.005	-0.005
PHYSICAL PROPERTIES:				
Cond (umho/cm)		704	1030	1070
pH	GPS (6.8)	6.99	7.84	7.82
TDS @ 180°C.	GPS (500)	460	722	784
METALS-DISSOLVED mg/l:				
Aluminum (Al)	GPS (1.8)	-0.1	-0.1	-0.1
Arsenic (As)	GPS (.05)	0.003	0.011	0.011
Barium (Ba)		-0.1	-0.1	-0.1
Beryllium (Be)	GPS (.01)	-0.01	-0.01	-0.01
Boron (B)		-0.1	-0.1	-0.1
Cadmium (Cd)	GPS (.01)	-0.005	-0.005	-0.005
Chromium (Cr)	GPS (.05)	-0.01	-0.01	-0.01
Cobalt (Co)		-0.001	-0.001	-0.001
Copper (Cu)		-0.01	-0.01	-0.01
Iron (Fe)	GPS (0.6)	-0.05	-0.05	-0.05
Lead (Pb)		-0.01	-0.01	-0.01
Manganese (Mn)	GPS (0.2)	0.06	0.11	0.11
Mercury (Hg)		-0.0002	-0.0002	-0.0002
Molybdenum (Mo)		-0.01	-0.01	-0.01
Nickel (Ni)	GPS (.01)	-0.01	-0.01	-0.01
Selenium (Se)	GPS (.01)	-0.001	-0.001	-0.001
Silver (Ag)		-0.01	-0.01	-0.01
Thallium (Tl)		-0.01	-0.01	-0.01
Vanadium (V2O5)		-0.1	-0.1	-0.1
Zinc (ZN)		-0.01	-0.01	-0.01
RADIOMETRIC pCi/l:				
Uranium, natural	GPS (36)	6.4	11	10.4
Radium 226		2.2	1.7	2.6
Radium Precision +/-		0.5	0.4	0.6
Radium 228		5.2	3.6	4.3
Radium Precision +/-		1	0.9	1.2
Comb. Ra226/228	GPS (5.8)	7.4	5.3	3.8
Thorium 230	GPS (7.0)	-0.2	-0.2	-0.2
Thorium Precision +/-				
Lead (Pb210)	GPS (8.9)	-1	-1	-1
Lead Precision +/-				
Gross Alpha	GPS (15)	5.6	3.5	3.4
Gross Alpha Precision +/-		1.2	0.7	0.6
QUALITY ASSURANCE DATA:				
TDS A/C Balance (dec. %)		0.96	0.95	1.04
ORGANICS mg/L:				
Diesel Range Organics (DRO)	GPS 10 (3)	ND		
Gasoline Range Organics (GRO)	GPS 10 (3)	ND		
VOLATILE ORGANIC COMPOUNDS mg/L:				
1,1-Dichloroethane	GPS 3 (2)	ND		
1,1-Dichloroethene	GPS 0.007 (1)	ND		
Naphthalene	GPS 1.3 (2)	ND		
Toluene	GPS 1 (1)	ND		
1,1,1-Trichloroethane	GPS 0.20 (1)	ND		
1,2,4-Trimethylbenzene	GPS 0.012 (4)	ND		
1,3,5-Trimethylbenzene	GPS 0.012 (4)	ND		
m+p Xylenes	GPS 10 (1)	ND		
Methyl ethyl ketone		ND		
(1) - EPA MCL				
(2) - WY Drinking Water Equivalent Level				
(3) - WY VRP, Fact Sheet 12				
(4) - EPA RBC - Tap Water				
(LAB: Energy Labs Inc. unless noted.)				

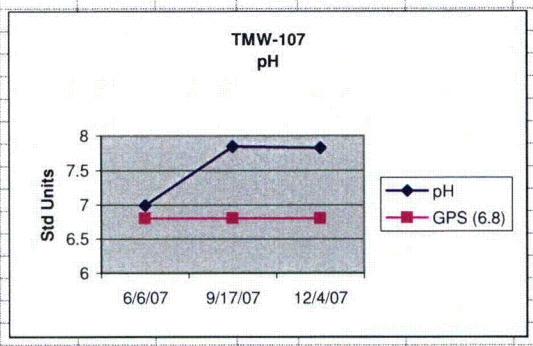

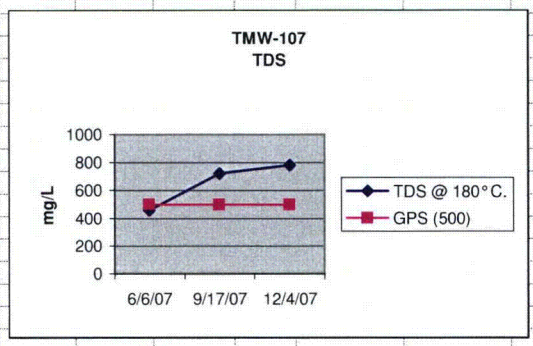

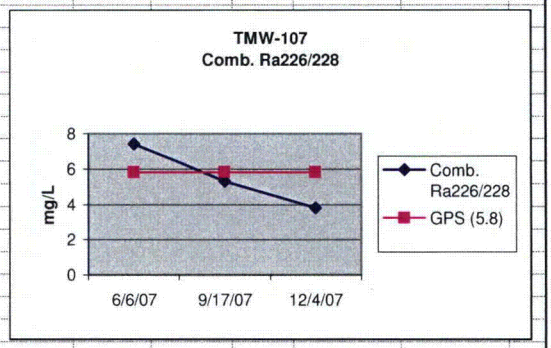

KENNECOTT URANIUM COMPANY		112'					
TMW-108		**A**	**A**	**A**	**B**	**B**	**B**
NORTHING: 148,581.98 EASTING: 323,850.81	Groundwater Protection	2007					
ND = Non-detectable	Standard	5/24/07	9/18/07	12/5/07	5/24/07	9/18/07	12/5/07
FIELD DATA mg/l:	**(GPS)**						
Temperature (C)		9.8	10.4	7	9.5	10.7	8
pH (Std. Units)		7.49	7.4	7.5	7.25	7.4	7.4
Cond. (umho/cm)		1686	1711	2000	1787	1726	1737
TDS							
MAJOR IONS mg/l:							
Alk-CaCO3		98	106	103	99	105	104
Bicarbonate (HCO3)		120	129	126	121	129	127
Calcium (Ca)		291	321	311	316	314	308
Carbonate (CO3)		-1	-1	-1	-1	-1	-1
Chloride (Cl)		69	66	76	73	64	74
Fluoride (F)		0.1	0.1	0.1	0.2	0.1	0.1
Magnesium (Mg)		26	37.4	33	29.4	36.6	34.5
Nitrate-N (NO3)		-0.1	-0.1	-0.1	-0.1	-0.1	-0.1
Potassium (K)		5.4	5.3	5.5	5.8	5.2	5.6
Silica (SiO2)		10	10	11	10	10	11
Sodium (Na)		79.9	86.3	73.2	86.5	83.8	77.7
Sulfate (SO4)		747	979	876	838	961	865
NON-METALS:							
Cyanide (CN)		-0.005	-0.005	-0.005	-0.005	-0.005	-0.005
PHYSICAL PROPERTIES:							
Cond (umho/cm)		1810	2030	1920	1930	2020	1950
pH	GPS (6.8)	7.74	7.67	7.81	7.79	7.65	7.73
TDS @ 180° C.	GPS (500)	1410	1560	1600	1540	1560	1600
METALS-DISSOLVED mg/l:							
Aluminum (Al)	GPS (1.8)	-0.1	-0.1	-0.1	-0.1	-0.1	-0.1
Arsenic (As)	GPS (.05)	0.005	0.005	0.005	0.005	0.005	0.005
Barium (Ba)		-0.1	-0.1	-0.1	-0.1	-0.1	-0.1
Beryllium (Be)	GPS (.01)	-0.01	-0.01	-0.01	-0.01	-0.01	-0.01
Boron (B)		-0.1	-0.1	-0.1	-0.1	-0.1	-0.1
Cadmium (Cd)	GPS (.01)	-0.005	-0.005	-0.005	-0.005	-0.005	-0.005
Chromium (Cr)	GPS (.05)	-0.01	-0.01	-0.01	-0.01	-0.01	-0.01
Cobalt (Co)		-0.002	0.001	0.002	0.002	0.001	0.002
Copper (Cu)		-0.01	-0.01	-0.01	-0.01	-0.01	-0.01
Iron (Fe)	GPS (0.6)	0.09	0.17	0.35	-0.05	0.15	0.32
Lead (Pb)		-0.01	-0.01	-0.01	-0.01	-0.01	-0.01
Manganese (Mn)	GPS (0.2)	0.16	0.18	0.22	0.17	0.17	0.2
Mercury (Hg)		-0.0002	-0.0002	-0.0002	-0.0002	-0.0002	-0.0002
Molybdenum (Mo)		0.01	-0.01	-0.01	0.02	-0.01	-0.01
Nickel (Ni)	GPS (.01)	-0.01	-0.01	-0.01	-0.01	-0.01	-0.01
Selenium (Se)	GPS (.01)	0.138	0.014	0.002	0.166	0.01	0.002
Silver (Ag)		-0.01	-0.01	-0.01	-0.01	-0.01	-0.01
Thallium (Tl)		-0.01	-0.01	-0.01	-0.01	-0.01	-0.01
Vanadium (V2O5)		-0.1	-0.1	-0.1	-0.1	-0.1	-0.1
Zinc (ZN)		-0.01	-0.01	-0.01	-0.01	-0.01	-0.01
RADIOMETRIC pCi/l:							
Uranium, natural	GPS (36)	778	1270	1300	1040	1310	1340
Radium 226		5.6	2.1	2.8	4.6	2.8	2.2
Radium Precision +/-		0.8	0.5	0.6	0.7	0.5	0.5
Radium 228		13.2	22.6	19.3	11	8.1	11
Radium Precision +/-		1.1	1.2	1.5	1.1	1	1.3
Comb. Ra226/228	GPS (5.8)	18.8	24.7	22.1	15.7	10.9	13.2
Thorium 230	GPS (7.0)	-0.2	-0.2	-0.2	-0.2	-0.2	-0.2
Thorium Precision +/-							
Lead (Pb210)	GPS (8.9)	-1	-1	-1	-1	-1	-1
Lead Precision +/-							
Gross Alpha	GPS (15)	12.6	6.9	5.7	16.9	6.9	6
Gross Alpha Precision +/-		1.5	0.9	0.7	1.7	0.9	0.7
QUALITY ASSURANCE DATA:							
TDS A/C Balance (dec. %)		1.09	0.99	1.1	1.08	1.01	1.11
ORGANICS mg/L:							
Diesel Range Organics (DRO)	GPS 10 (3)	ND	ND	ND	ND	ND	ND
Gasoline Range Organics (GRO)	GPS 10 (3)	ND	ND	ND	ND	ND	ND
VOLATILE ORGANIC COMPOUNDS mg/L:							
Chloromethane	0.12	ND	ND	ND	ND	ND	ND
Chloroform		ND	ND	ND	ND	ND	ND
1,1-Dichloroethane	GPS 3 (2)	ND	ND	0.001	ND	0.001	0.0011
1,1-Dichloroethene	GPS 0.007 (1)	ND	ND	ND	ND	ND	ND
Methylene chloride		ND	0.0014	0.0016	0.0012	0.0015	0.0018
Naphthalene	GPS 1.3 (2)	ND	ND	ND	ND	ND	ND
Toluene	GPS 1 (1)	ND	ND	ND	ND	ND	ND
1,1,1-Trichloroethane	GPS 0.20 (1)	ND	ND	ND	ND	ND	ND
1,2,4-Trimethylbenzene	GPS 0.012 (4)	ND	ND	ND	ND	ND	ND
1,3,5-Trimethylbenzene	GPS 0.012 (4)	ND	ND	ND	ND	ND	ND
m+p Xylenes	GPS 10 (1)	ND	ND	ND	ND	ND	ND
(1) - EPA MCL							
(2) - WY Drinking Water Equivalent Level							
(3) - WY VRP, Fact Sheet 12							
(4) - EPA RBC - Tap Water							
(LAB: Energy Labs Inc. unless noted.)							

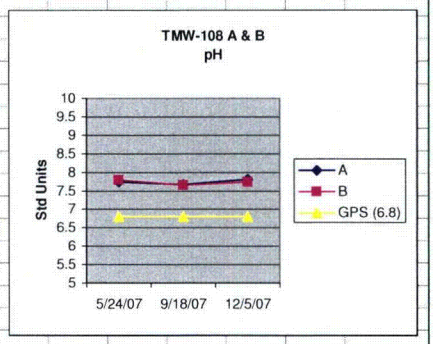

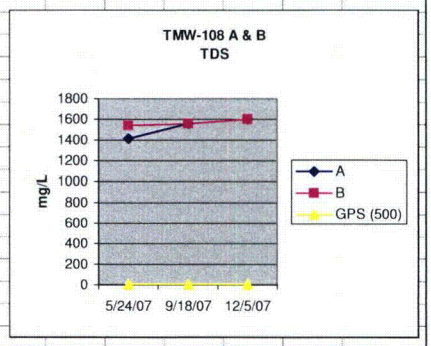

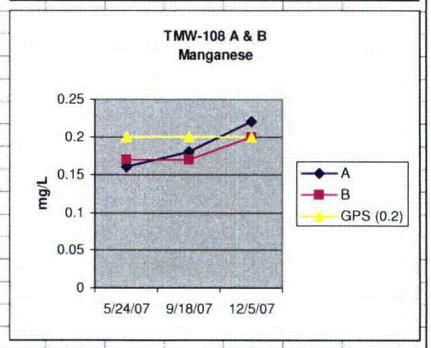

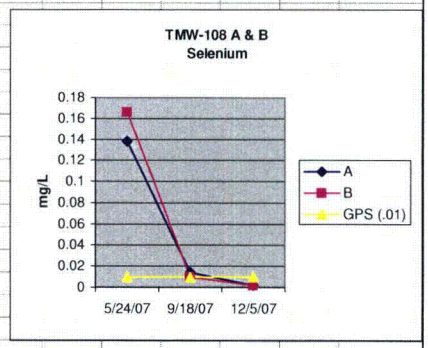

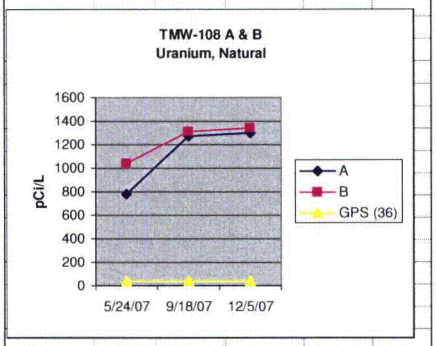
TMW-108 A & B
Uranium, Natural
pCi/L
1600
1400
1200
1000
800
600
400
200
0
5/24/07
9/18/07
12/5/07
A
B
GPS (36)

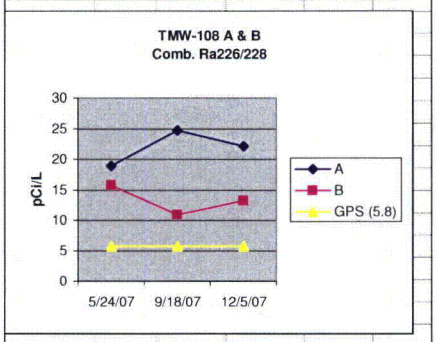
TMW-108 A & B
Comb. Ra226/228
pCi/L
30
25
20
15
10
5
0
5/24/07
9/18/07
12/5/07
A
B
GPS (5.8)

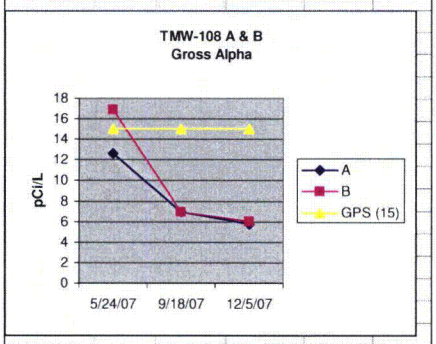
TMW-108 A & B
Gross Alpha
pCi/L
18
16
14
12
10
8
6
4
2
0
5/24/07
9/18/07
12/5/07
A
B
GPS (15)

KENNECOTT URANIUM COMPANY

TMW-109

NORTHING: 148,563.38 EASTING: 323,851.83 ND = Non-detectable	Groundwater Protection Standard (GPS)	2007 6/13/07	9/18/07	12/5/07
FIELD DATA mg/l:				
Temperature (C)		16.5	12.2	8
pH (Std. Units)		7.65	7.4	7.4
Cond. (umho/cm)		1008	1982	2420
TDS				
MAJOR IONS mg/l:				
Alk-CaCO3		86	125	118
Bicarbonate (HCO3)		105	152	143
Calcium (Ca)		109	345	370
Carbonate (CO3)		-1	-1	-1
Chloride (Cl)		20	76	93
Fluoride (F)		0.2	0.1	-0.1
Magnesium (Mg)		15.2	57.8	53.9
Nitrate-N (NO3)		0.4	-0.1	-0.1
Potassium (K)		5.4	6.2	6.6
Silica (SiO2)		5	6	7
Sodium (Na)		64.2	110	98.2
Sulfate (SO4)		380	1040	1110
NON-METALS:				
Cyanide (CN)		-0.005	-0.005	-0.005
PHYSICAL PROPERTIES:				
Cond (umho/cm)		1010	2330	2350
pH	GPS (6.8)	8.1	7.73	7.76
TDS @ 180° C.	GPS (500)	694	1850	2000
METALS-DISSOLVED mg/l:				
Aluminum (Al)	GPS (1.8)	-0.1	-0.1	-0.1
Arsenic (As)	GPS (.05)	0.003	0.019	0.024
Barium (Ba)		-0.1	-0.1	-0.1
Beryllium (Be)	GPS (.01)	-0.01	-0.01	-0.01
Boron (B)		-0.1	-0.1	-0.1
Cadmium (Cd)	GPS (.01)	-0.005	-0.005	-0.005
Chromium (Cr)	GPS (.05)	-0.01	-0.01	-0.01
Cobalt (Co)		0.001	0.005	0.006
Copper (Cu)		-0.01	-0.01	-0.01
Iron (Fe)	GPS (0.6)	-0.05	-0.05	0.29
Lead (Pb)		-0.01	-0.01	-0.01
Manganese (Mn)	GPS (0.2)	0.07	0.22	0.27
Mercury (Hg)		-0.0002	-0.0002	-0.0002
Molybdenum (Mo)		0.01	-0.01	-0.01
Nickel (Ni)	GPS (.01)	-0.01	0.01	0.01
Selenium (Se)	GPS (.01)	0.056	0.002	0.002
Silver (Ag)		-0.01	-0.01	-0.01
Thallium (Tl)		-0.01	-0.01	-0.01
Vanadium (V2O5)		-0.1	-0.1	-0.1
Zinc (ZN)		-0.01	-0.01	-0.01
RADIOMETRIC pCi/l:				
Uranium, natural	GPS (36)	452	1840	1640
Radium 226		2	3.5	4.3
Radium Precision +/-		0.5	0.6	0.8
Radium 228		2.2	12.6	11.7
Radium Precision +/-		0.9	1.1	1.4
Comb. Ra226/228	GPS (5.8)	4.2	16.1	16
Thorium 230	GPS (7.0)	-0.2	-0.2	-0.2
Thorium Precision +/-				
Lead (Pb210)	GPS (8.9)	-1	-1	-1
Lead Precision +/-				
Gross Alpha	GPS (15)	3.9	9.3	9.4
Gross Alpha Precision +/-		0.7	1	0.9
QUALITY ASSURANCE DATA:				
TDS A/C Balance (dec. %)		1.06	1.08	1.1
ORGANICS mg/L:				
Diesel Range Organics (DRO)	GPS 10 (3)	ND	ND	ND
Gasoline Range Organics (GRC	GPS 10 (3)	ND	ND	ND
VOLATILE ORGANIC COMPOUNDS mg/L:				
1,1-Dichloroethane	GPS 3 (2)	ND	0.0015	2.3
1,1-Dichloroethene	GPS 0.007 (1)	ND	ND	ND
Methylene chloride		ND	0.0024	3.3
Naphthalene	GPS 1.3 (2)	ND	ND	ND
Toluene	GPS 1 (1)	ND	ND	ND
1,1,1-Trichloroethane	GPS 0.20 (1)	ND	ND	ND
1,2,4-Trimethylbenzene	GPS 0.012 (4)	ND	ND	ND
1,3,5-Trimethylbenzene	GPS 0.012 (4)	ND	ND	ND
m+p Xylenes	GPS 10 (1)	ND	ND	ND
Methyl ethyl ketone		ND	ND	ND

(1) - EPA MCL
(2) - WY Drinking Water Equivalent Level
(3) - WY VRP, Fact Sheet 12
(4) - EPA RBC - Tap Water
(LAB: Energy Labs Inc. unless noted.)

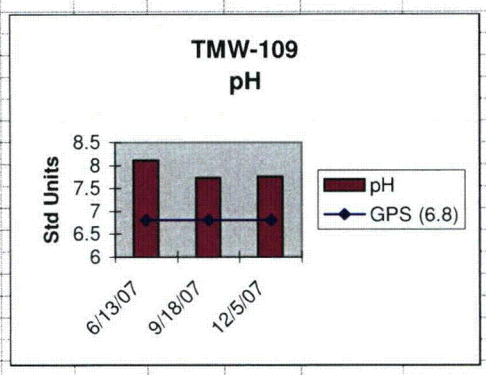

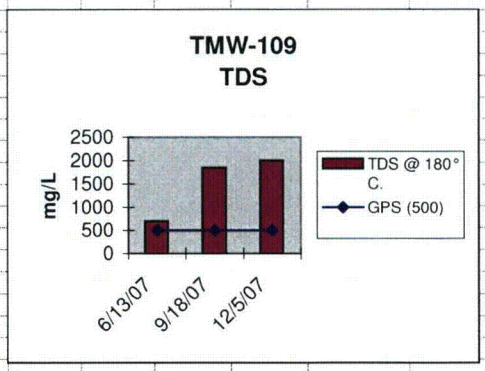

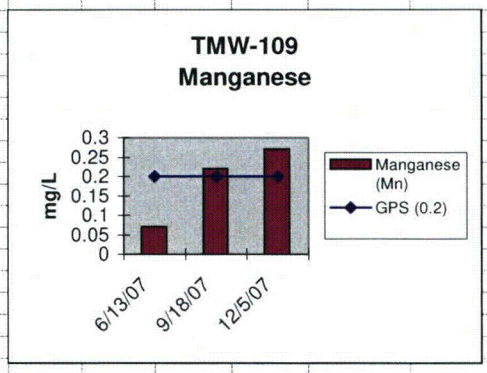

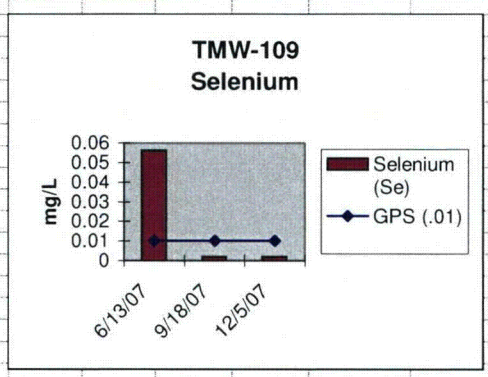

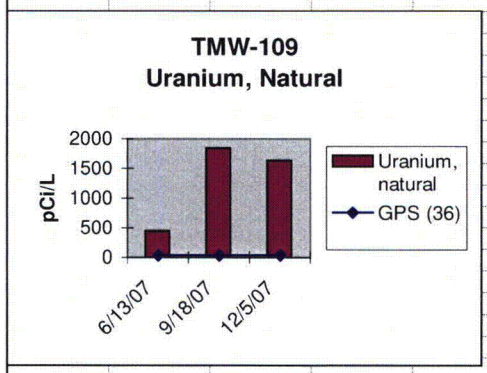
TMW-109
Uranium, Natural
pCi/L
2000
1500
1000
500
0
6/13/07
9/18/07
12/5/07
Uranium, natural
GPS (36)

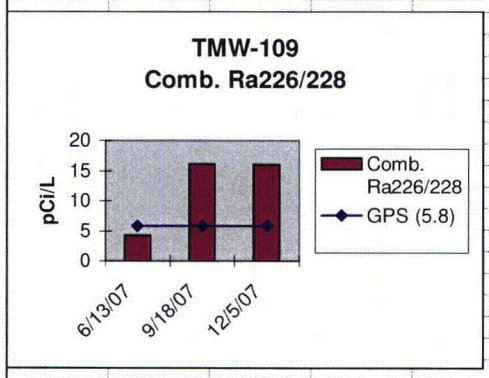
TMW-109
Comb. Ra226/228
pCi/L
20
15
10
5
0
6/13/07
9/18/07
12/5/07
Comb. Ra226/228
GPS (5.8)

KENNECOTT URANIUM COMPANY				
TMW-110				
NORTHING: 148,088.65	Groundwater			
EASTING: 323,625.57	Protection	2007		
ND = Non-detectable	Standard	5/21/07	9/17/07	12/4/07
FIELD DATA mg/l:	**(GPS)**			
Temperature (C)		10.7	10.5	11.1
pH (Std. Units)		7.84	7.6	7.6
Cond. (umho/cm)		640	669	679
TDS				
MAJOR IONS mg/l:				
Alk-CaCO3		106	114	116
Bicarbonate (HCO3)		129	140	141
Calcium (Ca)		89.3	104	103
Carbonate (CO3)		-1	-1	-1
Chloride (Cl)		8	9	17
Fluoride (F)		0.2	0.2	0.2
Magnesium (Mg)		6.7	7.6	7
Nitrate-N (NO3)		-0.1	-0.1	-0.1
Potassium (K)		3.5	3.2	3.1
Silica (SiO2)		10	13	14
Sodium (Na)		44	42.4	38.2
Sulfate (SO4)		212	270	247
NON-METALS:				
Cyanide (CN)		-0.005	-0.005	-0.005
PHYSICAL PROPERTIES:				
Cond (umho/cm)		675	728	751
pH	GPS (6.8)	7.63	7.83	7.89
TDS @ 180° C.	GPS (500)	426	494	501
METALS-DISSOLVED mg/l:				
Aluminum (Al)	GPS (1.8)	-0.1	-0.1	-0.1
Arsenic (As)	GPS (.05)	0.007	0.004	0.005
Barium (Ba)		-0.1	-0.1	-0.1
Beryllium (Be)	GPS (.01)	-0.01	-0.01	-0.01
Boron (B)		-0.1	-0.1	-0.1
Cadmium (Cd)	GPS (.01)	-0.005	-0.005	-0.005
Chromium (Cr)	GPS (.05)	-0.01	-0.01	-0.01
Cobalt (Co)		0.001	-0.001	-0.001
Copper (Cu)		-0.01	-0.01	-0.01
Iron (Fe)	GPS (0.6)	-0.05	-0.05	0.07
Lead (Pb)		-0.01	-0.01	-0.01
Manganese (Mn)	GPS (0.2)	0.04	0.08	0.08
Mercury (Hg)		-0.0002	-0.0002	-0.0002
Molybdenum (Mo)		-0.01	-0.01	-0.01
Nickel (Ni)	GPS (.01)	-0.01	-0.01	-0.01
Selenium (Se)	GPS (.01)	0.002	-0.001	-0.001
Silver (Ag)		-0.01	-0.01	-0.01
Thallium (Tl)		-0.01	-0.01	-0.01
Vanadium (V2O5)		-0.1	-0.1	-0.1
Zinc (ZN)		-0.01	-0.01	-0.01
RADIOMETRIC pCi/l:				
Uranium, natural	GPS (36)	23.2	6.7	9.2
Radium 226		1.3	1.9	1.5
Radium Precision +/-		0.4	0.4	0.4
Radium 228		1.6	2.6	2.7
Radium Precision +/-		0.9	0.9	1.2
Comb. Ra226/228	GPS (5.8)	2.9	4.5	4.2
Thorium 230	GPS (7.0)	-0.2	-0.2	-0.2
Thorium Precision +/-				
Lead (Pb210)	GPS (8.9)	-1	-1	-1
Lead Precision +/-				
Gross Alpha	GPS (15)	3.6	3.6	3.6
Gross Alpha Precision +/-		0.9	0.7	0.6
QUALITY ASSURANCE DATA:				
TDS A/C Balance (dec. %)		0.97	0.95	1
ORGANICS mg/L:				
Diesel Range Organics (DRO)	GPS 10 (3)	ND		
Gasoline Range Organics (GRO)	GPS 10 (3)	ND		
VOLATILE ORGANIC COMPOUNDS mg/L:				
All ND		ND		
(1) - EPA MCL				
(2) - WY Drinking Water Equivalent Level				
(3) - WY VRP, Fact Sheet 12				
(4) - EPA RBC - Tap Water				
(LAB: Energy Labs Inc. unless noted.)				

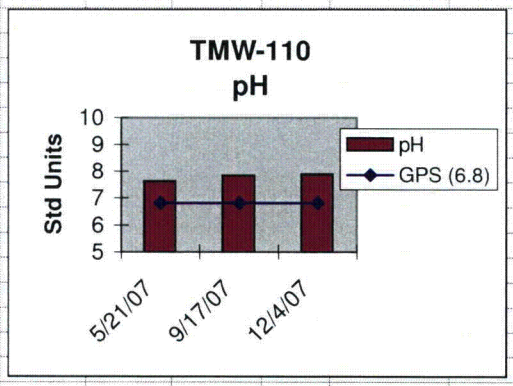

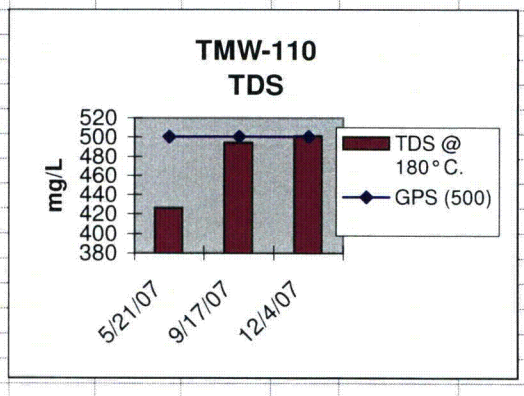

KENNECOTT URANIUM COMPANY																								
TMW-90																								
NORTHING: 148,611.42 EASTING: 323,958.91	2003				2004										Pump was down; re-started			2005						
ND = Non-detectable	08/26/03	09/08/03	09/15/03	10/14/03	01/19/04	02/11/04	03/17/04	04/06/04	05/01/04	06/10/04	07/13/04	08/05/04	09/20/04	10/12/04	11/04/04	12/07/04	12/08/04	01/19/05	02/09/05	03/16/05	04/11/05	05/10/05	07/18/05	10/05/05
FIELD DATA mg/l:																								
Temperature (C)	8	8	8	8	18	12	10	21		23	33	27	26	27	14	12		11	14	12	18	21	32	12.7
pH (Std. Units)	5.6	5.8	5.8	4.8	6.1	5.8	4.3	5.4		5	5.1	4.9	4.6	4.8	5.9	4.9		3.7	3.7	5.5	5.2	5	3.9	4.69
Cond. (umho/cm)	940	1080	1080	1000	880	1220	780	840		1000	580	700	700	680	840	N/A		1080	100	360	1080	1100	760	780
TDS									Pump down; pipe in hole.															
MAJOR IONS mg/l:																								
Alk-CaCO3	40			2	3			6.2			3			3				4			4		1	2
Bicarbonate (HCO3)	48.8			2.4	3.7			7.6			4			4				5			4		2	3
Calcium (Ca)	196			207	195			179			118			150				144			191		183	257
Carbonate (CO3)	-1			-1	-1			-1			-1			-1				-1			-1		-1	-1
Chloride (Cl)	33.14			47.5	45.1			36.3			26			30				28			35		29	43
Fluoride (F)	0.2			0.4	0.3			0.2			0.2			0.2				0.2			0.2		0.2	0.2
Magnesium (Mg)	28			33.9	32.4			29			20			25.2				23			32.7		30	37.9
Nitrate-N (NO3)	6.8			-0.1	-0.1			-0.1			-0.1			-0.1				-0.1			-0.1		-0.1	-0.1
Potassium (K)	49.8			5.1	5.7			5.5			4			5.9				4.9			5.8		4.8	5.5
Silica (SiO2)	55.6			54.8	45.6			44.9			43			44				50			34		50	38
Sodium (Na)	733			52.2	52.3			48.4			40			43				42.7			54.1		55.1	67.9
Sulfate (SO4)	-0.1			861	767			662			476			522				529			756		671	904
NON-METALS:																								
Cyanide (CN)	-0.005			-0.005	-0.005			-0.005			-0.005			-0.005				-0.005			-0.005		-0.005	-0.005
PHYSICAL PROPERTIES:																								
Cond (umho/cm)	1400			1670	1510			1320			950			1180				1140			1540		1350	1730
pH	6.04			4.69	4.96			6.22			4.82			5.14				4.73			5.43		4.68	5
TDS @ 180° C.	1140			1350	1190			996			809			887				918			1180		1080	1410
METALS-DISSOLVED mg/l:																								
Aluminum (Al)	0.2			2.2	0.1			-0.1			-0.1			0.1				1.1			0.1		0.4	0.3
Arsenic (As)	-0.001	-0.5		-0.002	-0.001			0.001			-0.001			-0.001				-0.001			0.002		-0.001	-0.001
Barium (Ba)	-0.1	-10		-0.1	-0.1			-0.1			-0.1			-0.1				-0.1			-0.1		-0.1	-0.1
Beryllium (Be)	-0.01			-0.01	-0.01			-0.01			-0.01			-0.01				-0.01			-0.01		-0.01	-0.01
Boron (B)	0.16			0.15	0.12			0.11			0.1			0.1				0.1			-0.1		-0.1	-0.1
Cadmium (Cd)	-0.005	-0.1		0.006	-0.005			-0.005			-0.005			-0.005				-0.005			-0.005		-0.005	-0.005
Chromium (Cr)	-0.01	-0.5		-0.01	-0.01			-0.01			-0.01			-0.01				-0.01			-0.01		-0.01	-0.01
Cobalt (Co)	0.06			0.087	0.071			0.059			0.04			0.005				0.036			0.071		0.067	0.091
Copper (Cu)	-0.01			0.03	0.03			-0.01			-0.01			-0.01				-0.01			-0.01		0.04	0.03
Iron (Fe)	28.4			49	29.1			25.1			15.1			17.4				36.5			16.7		19.3	13.6
Lead (Pb)	-0.01	-0.5		0.02	-0.01			-0.01			-0.03			-0.01				0.01			-0.01		-0.01	-0.01
Manganese (Mn)	1.33			1.49	1.2			1.17			0.83			1				0.65			1.52		1.3	1.62
Mercury (Hg)	-0.0002	-0.02		-0.0004	-0.0002			-0.0002			-0.0002			-0.0002				-0.0002			-0.0002		-0.0002	-0.0002
Molybdenum (Mo)	-0.01			-0.01	-0.01			-0.01			-0.08			-0.01				-0.01			-0.01		-0.01	-0.01
Nickel (Ni)	0.07			0.12	0.09			0.09			0.05			0.07				0.05			0.09		0.09	0.11
Selenium (Se)	0.013	-0.1		0.01	0.009			0.007			0.006			0.006				0.005			0.007		0.006	0.005
Silver (Ag)	-0.01	-0.5		-0.01	-0.01			-0.01			-0.01			-0.01				-0.01			-0.01		-0.01	-0.01
Thallium (Tl)	-0.01			-0.01	-0.01			-0.01			-0.01			-0.01				-0.01			-0.01		-0.01	-0.01
Vanadium (V2O5)	-0.1			-0.1	-0.1			-0.1			-0.1			-0.1				-0.1			-0.1		-0.1	-0.1
Zinc (ZN)	0.65			0.67	0.66			0.26			0.27			0.34				0.77			0.43		0.036	0.46
RADIOMETRIC pCi/l:																								
Uranium, natural	162			240	126			27.8			40.4			42.2				157			52.4		364	138
Radium 226	23			10.8	15.2			13.7			11.5			9.4				14.8			11.4		10	11.8
Radium Precision +/-	1.6			0.7	1.3			1.2			0.6			1				1.3			1.2		1.7	1.4
Radium 228	5.6			11.3	3.4			15.6			7.5			8.9				2.5			14.8		10.3	16.7
Radium Precision +/-	1.7			2.1	1.5			1.8			1.1			1.5				1.4			1.2		1.5	1.7
Comb. Ra226/228	28.6			22.1	18.6			29.3			19			18.3				17.3			26.2		20.3	28.5
Thorium 230	-0.2			-0.2	-0.2			-0.2			-0.2			-0.2				3.7			-0.2		-0.2	-0.2
Thorium Precision +/-																		1						
Lead (Pb210)	-2.7			-2.7	-2.7			-1			-1			-1				-1			-1		-1	-1
Lead Precision +/-																								
Gross Alpha	22.1			12.1	22.2			14.8			10.4			10.8				15.7			12.5		17	13.1
Gross Alpha Precision +/-	2.2			1.1	1.5			1.1			1			1				1.5			1.2		2.8	2.5
QUALITY ASSURANCE DATA:																								
TDS A/C Balance (dec. %)	0.98			1.12	1.08			1.03			1.11			1.08				1			1.06		1.06	1.04
ORGANICS mg/L:																								
Diesel Range Organics (DRO)		11	13	45	1500	13	11	94		320	43	13	9	12	12	*		41000	737000	17	14	9.3	11	13
Gasoline Range Organics (GRO)		0.132	0.117	0.105	0.093	105	0.058	0.129		0.056	0.08	0.036	0.05	ND	ND	ND		0.131	ND	0.923	0.087	0.045	ND	0.044
VOLATILE ORGANIC COMPOUNDS mg/L:																								
1,1-Dichloroethane		ND	ND	ND	ND	ND	ND	ND		ND	ND	ND	ND	ND	ND	ND		ND	ND	ND	ND	ND	ND	ND
1,1-Dichloroethene		ND	ND	ND	ND	ND	ND	ND		ND	ND	ND	ND	ND	ND	ND		0.001	ND	ND	ND	ND	ND	ND
Methyl ethyl ketone		ND	ND	ND	ND	ND	ND	ND		ND	ND	ND	ND	ND	ND	ND		0.03	ND	ND	ND	ND	ND	ND
Naphthalene		0.021	0.025	0.035	0.067	0.028	0.0026	0.034		0.0019	0.0028	ND	ND	ND	ND	ND		ND	0.034	0.0031	ND	ND	ND	ND
Toluene		ND	ND	ND	ND	ND	ND	ND		ND	ND	ND	ND	ND	ND	ND		ND	ND	ND	ND	ND	ND	ND
1,1,1-Trichloroethane		ND	ND	0.0028	ND	ND	0.0025	0.0055		0.0011	0.0016	ND	ND	ND	0.0018	ND		0.023	0.025	ND	ND	ND	ND	ND
1,2,4-Trimethylbenzene		ND	ND	ND	ND	ND	ND	0.0037		ND	ND	ND	ND	ND	ND	ND		0.0011	ND	ND	ND	ND	ND	ND
1,3,5-Trimethylbenzene		ND	ND	ND	ND	ND	ND	0.0011		ND	ND	ND	ND	ND	ND	ND		ND	ND	ND	ND	ND	ND	ND
m+p Xylenes		ND	ND	ND	ND	ND	ND	ND		ND	ND	ND	ND	ND	ND	ND		ND	ND	ND	ND	ND	ND	ND
(1) - EPA MCL																								
(2) - WY Drinking Water Equivalent Level															* Total Extractable Hydrocarbons = 87.1%									
(3) - WY VRP, Fact Sheet 12																								
(4) - EPA RBC - Tap Water									\															
(LAB: Energy Labs Inc. unless noted.)																								

KENNECOTT URANIUM COMPANY

TMW-91

NORTHING: 148,518.38 EASTING: 323,956.86

ND = Non-detectable

	Groundwater Protection Standard (GPS)	2005								2006				2007			
		01/18/05	02/07/05	03/03/05	04/12/05	05/11/05	07/14/05	10/05/05	12/22/05	01/19/06	04/05/06	08/08/06	11/15/06	02/06/07	04/03/07	07/25/07	10/22/07
FIELD DATA mg/l:																	
Temperature (C)	as of 5/26/05	12	10	8	11		20	12.7	7.8	8.4	10.8	24.9	6.7	9.6	9	12.1	8.8
pH (Std. Units)		7.3	8.1	6.9	6.8		7.1	7.55	7.33	7.49	7.61	8.4	7.26	7.6	7.42	7.6	7.4
Cond. (umho/cm)		1180	1650	1180	1240		1040	820	1300	1160	1060	2340	2280	1963	1946	233	1862
TDS																	
MAJOR IONS mg/l:																	
Alk-CaCO3				109			120	110	110	108	106	36	110	98	110	117	119
Bicarbonate (HCO3)				133			146	134	134	131	129	44	134	119	134	142	145
Calcium (Ca)				379			461	250	386	395	451	360	412	428	367	412	427
Carbonate (CO3)				-1			-1	-1	-1	-1	-1	-1	-1	-1	-1	-1	-1
Chloride (Cl)				54			73	40	75	67	72	64	62	69	60	67	60
Fluoride (F)				0.1			0.1	0.2	0.1	-0.1	0.1	0.1	0.1	0.1	0.2	-0.1	-0.1
Magnesium (Mg)				28.8			36.4	19.2	30	32.5	37.5	33.1	32	32.8	28.7	30.8	30.8
Nitrate-N (NO3)				-0.1			-0.1	-0.1	-0.1	-0.1	-0.1	-0.1	-0.1	-0.1	-0.1	-0.1	-0.1
Potassium (K)				5.6			5.3	4.2	5.7	5.5	5.4	6.2	5.6	6	5.6	6	5.6
Silica (SiO2)				13			12.6	13	11	9	10	7	9	9	9	11	10
Sodium (Na)				74.5			86.3	57.7	74.2	74.6	76.6	70.1	76.7	79.9	68.5	75.9	75.7
Sulfate (SO4)				932			1220	619	999	1040	1130	976	1040	1130	925	1020	1060
NON-METALS:																	
Cyanide (CN)				-0.005			-0.005	-0.005	-0.005	-0.005	-0.005	-0.005	-0.005	-0.005	-0.005	-0.005	-0.005
PHYSICAL PROPERTIES:																	
Cond (umho/cm)				1840			2290	1430	2180	2200	2200	2190	2240	2120	2210	2200	2130
pH	GPS (6.8)			7.82			7.8	8.05	8.29	8.01	8.03	8.33	7.8	7.85	7.72	7.03	7.73
TDS @ 180°C.	GPS (500)			1530			2040	1120	1850	1900	1920	1780	1910	1820	1830	1860	1820
METALS-DISSOLVED mg/l:																	
Aluminum (Al)	GPS (1.8)			-0.1			-0.1	-0.1	-0.1	-0.1	-0.1	-0.1	-0.1	-0.1	-0.1	-0.1	-0.1
Arsenic (As)	GPS (.05)			-0.001			-0.001	-0.001	-0.001	-0.001	-0.001	-0.001	-0.001	-0.001	-0.001	-0.001	-0.001
Barium (Ba)				-0.1			-0.1	-0.1	-0.1	-0.1	-0.1	-0.1	-0.1	-0.1	-0.1	-0.1	-0.1
Beryllium (Be)	GPS (.01)			-0.01			-0.01	-0.01	-0.01	-0.01	-0.01	-0.01	-0.01	-0.01	-0.01	-0.01	-0.01
Boron (B)				-0.1			-0.1	-0.1	-0.1	-0.1	-0.1	-0.1	-0.1	-0.1	-0.1	-0.1	-0.1
Cadmium (Cd)	GPS (.01)			-0.0005			-0.0005	-0.0005	-0.0005	-0.0005	-0.0005	-0.0005	-0.005	-0.0005	-0.0005	-0.0005	-0.0005
Chromium (Cr)	GPS (.05)			-0.01			-0.01	-0.01	-0.01	-0.01	-0.01	-0.01	-0.01	-0.01	-0.01	-0.01	-0.01
Cobalt (Co)				0.001			0.001	-0.001	0.002	0.001	0.001	-0.001	-0.001	-0.001	0.001	-0.001	0.001
Copper (Cu)				-0.01			-0.01	-0.01	-0.01	-0.01	-0.01	-0.01	-0.01	-0.01	-0.01	-0.01	-0.01
Iron (Fe)	GPS (0.6)			-0.01			0.36	-0.05	0.08	-0.05	-0.05	-0.05	-0.05	-0.05	-0.05	-0.05	-0.05
Lead (Pb)				-0.01			-0.01	-0.01	-0.01	-0.01	-0.01	-0.01	-0.01	-0.01	-0.01	-0.01	-0.01
Manganese (Mn)	GPS (0.2)			0.28			0.33	0.14	0.34	0.35	0.32	0.04	0.26	0.3	0.25	0.24	0.23
Mercury (Hg)				-0.0002			-0.0002	-0.0002	-0.0002	-0.0002	-0.0002	-0.0002	-0.0002	-0.0002	-0.0002	-0.0002	-0.0002
Molybdenum (Mo)				-0.01			-0.01	-0.01	-0.01	-0.01	-0.01	-0.01	-0.01	-0.01	-0.01	-0.01	-0.01
Nickel (Ni)	GPS (.01)			-0.01			-0.01	0.01	0.02	0.02	0.01	-0.01	-0.01	-0.01	-0.01	-0.01	-0.01
Selenium (Se)	GPS (.01)			0.002			0.001	-0.001	-0.001	0.002	0.002	-0.002	0.002	0.001	0.0002	0.0002	0.002
Silver (Ag)				-0.01			-0.01	-0.01	-0.01	-0.01	-0.01	-0.01	-0.01	-0.01	-0.01	-0.01	-0.01
Thallium (Tl)				-0.01			-0.01	-0.01	-0.01	-0.01	-0.01	-0.01	-0.01	-0.01	-0.01	-0.01	-0.01
Vanadium (V2O5)				-0.1			-0.1	-0.1	-0.1	-0.1	-0.1	-0.1	-0.1	-0.1	-0.1	-0.1	-0.1
Zinc (ZN)				0.05			-0.01	-0.01	0.02	0.02	0.01	-0.01	0.07	0.03	0.23	0.12	0.17
RADIOMETRIC pCi/l:																	
Uranium, natural	GPS (36)			19.9			32.5	13.7	33.9	39.6	42.2	73.5	63.4	41.3	41.6	45.4	42
Radium 226				2.7			4.4	6.6	3.8	2.7	3.1	3.7	7.9	4.3	3.8	4	2.4
Radium Precision +/-				0.6			0.9	1.1	0.7	0.8	0.6	0.7	1	0.7	0.7	0.6	0.5
Radium 228				2.4			2.5	8.5	7	7.4	-1	7.7	8.4	6.9	5.8	7.3	8.4
Radium Precision +/-				1.3			1.2	1.5	1.2	1.7		0.9	1.2	1.3	0.9	0.9	1.3
Combined Ra226/228	GPS (5.8)			5.1			6.9	15.1	10.8	10.1	3.1	11.4	16.3	11.2	9.6	11.3	10.8
Thorium 230	GPS (7.0)			-0.2			-0.2	-0.2	-0.2	-0.2	-0.2	-0.2	-0.2	-0.2	-0.2	-0.2	-0.2
Thorium Precision +/-																	
Lead (Pb210)	GPS (8.9)			-1			-1	-1	-1	-1	-1	-1	-1	-1	-1	-1	-1
Lead Precision +/-																	
Gross Alpha	GPS (15)			4.7			5.8	7.8	5.7	3.6	4.3	4.6	7.1	4.3	4.5	4.4	6.2
Gross Alpha Precision +/-				1.6			1.7	1.9	1.4	1.1	1.1	1.3	0.7	0.8	0.8	0.7	1.3
QUALITY ASSURANCE DATA:																	
TDS A/C Balance (dec. %)				0.99			1.04	1.05	1.12	1.12	1.04	1.16	1.12	1.02	1.2	1.1	1.04
ORGANICS mg/L:																	
Diesel Range Organics (DRO)	GPS 10 (3)	1.9	2	2.6	1.4	2.3	ND	ND	ND	ND	ND	ND	ND	ND	1.7	ND	ND
Gasoline Range Organics (GRO)	GPS 10 (3)	ND	ND	ND	ND	ND	ND	ND	ND	ND	ND	ND	ND	ND	ND	ND	ND
VOLATILE ORGANIC COMPOUNDS mg/L:																	
Chloromethane	0.12	ND	ND	0.0024	ND	ND	0.018	0.018	0.018	0.0047	ND	ND	ND	ND	ND	ND	ND
1,1-Dichloroethane	GPS 3 (2)	ND	ND	ND	ND	ND	ND	ND	ND	ND	ND	ND	ND	ND	ND	ND	ND
1,1-Dichloroethene	GPS 0.007 (1)	ND	ND	ND	ND	ND	ND	ND	ND	ND	ND	ND	ND	ND	ND	ND	ND
Naphthalene	GPS 1.3 (2)	ND	ND	ND	ND	ND	ND	ND	ND	ND	ND	ND	ND	ND	ND	ND	ND
Toluene	GPS 1 (1)	ND	ND	ND	ND	ND	ND	ND	ND	ND	ND	ND	ND	ND	ND	ND	ND
1,1,1-Trichloroethane	GPS 0.20 (1)	ND	ND	ND	ND	ND	ND	ND	ND	ND	ND	ND	ND	ND	ND	ND	ND
1,2,4-Trimethylbenzene	GPS 0.012 (4)	ND	ND	ND	ND	ND	ND	ND	ND	ND	ND	ND	ND	ND	ND	ND	ND
1,3,5-Trimethylbenzene	GPS 0.012 (4)	ND	ND	ND	ND	ND	ND	ND	ND	ND	ND	ND	ND	ND	ND	ND	ND
m+p Xylenes	GPS 10 (1)	ND	ND	ND	ND	ND	ND	ND	ND	ND	ND	ND	ND	ND	ND	ND	ND

(1) - EPA MCL
(2) - WY Drinking Water Equivalent Level
(3) - WY VRP, Fact Sheet 12
(4) - EPA RBC - Tap Water
(LAB: Energy Labs Inc. unless noted.)

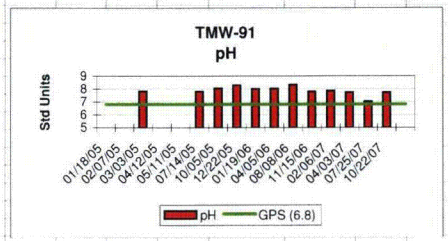

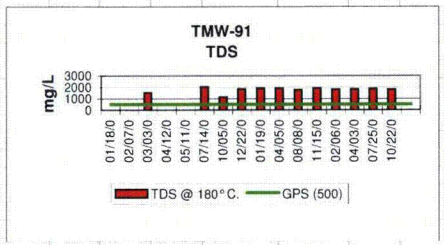

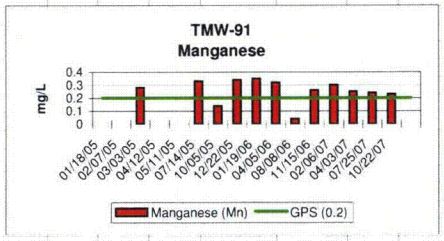

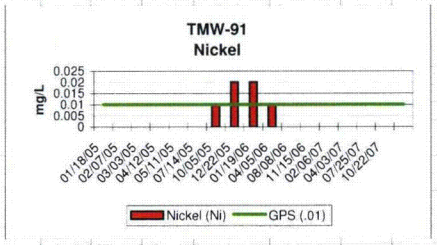

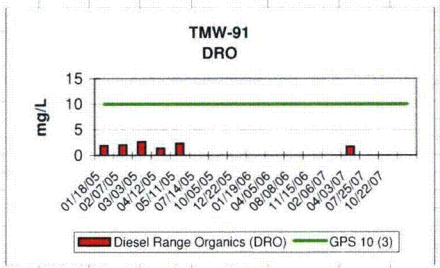

KENNECOTT URANIUM COMPANY

TMW-91

NORTHING: 148,518.38 EASTING: 323,956.86

ND = Non-detectable

	Groundwater Protection Standard (GPS) as of 5/26/05
FIELD DATA mg/l:	
Temperature (C)	
pH (Std. Units)	
Cond. (umho/cm)	
TDS	
MAJOR IONS mg/l:	
Alk-CaCO3	
Bicarbonate (HCO3)	
Calcium (Ca)	
Carbonate (CO3)	
Chloride (Cl)	
Fluoride (F)	
Magnesium (Mg)	
Nitrate-N (NO3)	
Potassium (K)	
Silica (SiO2)	
Sodium (Na)	
Sulfate (SO4)	
NON-METALS:	
Cyanide (CN)	
PHYSICAL PROPERTIES:	
Cond (umho/cm)	
pH	GPS (6.8)
TDS @ 180° C.	GPS (500)
METALS-DISSOLVED mg/l:	
Aluminum (Al)	GPS (1.8)
Arsenic (As)	GPS (.05)
Barium (Ba)	
Beryllium (Be)	GPS (.01)
Boron (B)	
Cadmium (Cd)	GPS (.01)
Chromium (Cr)	GPS (.05)
Cobalt (Co)	
Copper (Cu)	
Iron (Fe)	GPS (0.6)
Lead (Pb)	
Manganese (Mn)	GPS (0.2)
Mercury (Hg)	
Molybdenum (Mo)	
Nickel (Ni)	GPS (.01)
Selenium (Se)	GPS (.01)
Silver (Ag)	
Thallium (Tl)	
Vanadium (V2O5)	
Zinc (ZN)	
RADIOMETRIC pCi/l:	
Uranium, natural	GPS (36)
Radium 226	
Radium Precision +/-	
Radium 228	
Radium Precision +/-	
Combined Ra226/228	GPS (5.8)
Thorium 230	GPS (7.0)
Thorium Precision +/-	
Lead (Pb210)	GPS (8.9)
Lead Precision +/-	
Gross Alpha	GPS (15)
Gross Alpha Precision +/-	
QUALITY ASSURANCE DATA:	
TDS A/C Balance (dec. %)	
ORGANICS mg/L:	
Diesel Range Organics (DRO)	GPS 10 (3)
Gasoline Range Organics (GRO)	GPS 10 (3)
VOLATILE ORGANIC COMPOUNDS mg/L:	
Chloromethane	0.12
1,1-Dichloroethane	GPS 3 (2)
1,1-Dichloroethene	GPS 0.007 (1)
Naphthalene	GPS 1.3 (2)
Toluene	GPS 1 (1)
1,1,1-Trichloroethane	GPS 0.20 (1)
1,2,4-Trimethylbenzene	GPS 0.012 (4)
1,3,5-Trimethylbenzene	GPS 0.012 (4)
m+p Xylenes	GPS 10 (1)

(1) - EPA MCL
(2) - WY Drinking Water Equivalent Level
(3) - WY VRP, Fact Sheet 12
(4) - EPA RBC - Tap Water
(LAB: Energy Labs Inc. unless noted.)

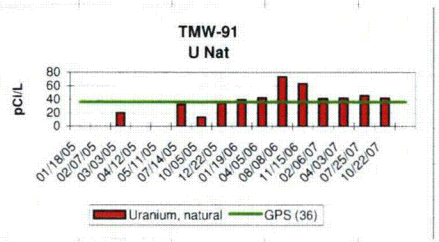

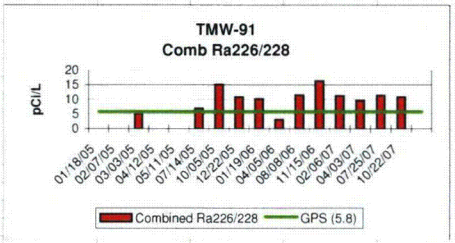

KENNECOTT URANIUM COMPANY

TMW-92

NORTHING: 148,504.47 EASTING: 323,951.33

ND = Non-detectable

	Groundwater Protection Standard (GPS)	2003		2004							2005			2006				2007			
		12/3/03	12/10/03	12/16/03	1/13/04	2/16/04	3/17/04	4/12/04	5/11/04	6/10/04	9/15/04	3/2/05	9/21/05	12/20/05	3/28/06	4/5/06	8/8/06	11/9/06	2/6/07	4/3/07	9/10/07	11/13/07
FIELD DATA mg/l:																						
Temperature (C)	as of 5/26/05		8		8	8	8	9	10	10	10	12	8.4	8.6	10.4	11.3	15.4	8.5	9.9	9	10.9	9.5
pH (Std. Units)			7.5		8.6	7.8	7.3	7.4	7.8	7.1	7.1	6.9	7.49	7.39	7.58	7.71	7.54	7.23	7.18	7.54	7.5	7.5
Cond. (umho/cm)			640		640	640	600	660	900	860	720	700	440	940	820	730	1050	1129	1262	1203	1365	1303
TDS																						
MAJOR IONS mg/l:																						
Alk-CaCO3			87		68						103	101	108	100	106	106	98	98	88	100	100	103
Bicarbonate (HCO3)			106		83						126	123	132	122	130	129	120	120	107	122	122	125
Calcium (Ca)			99.3		65.3						176	170	105	216	192	194	168	189	238	227	266	240
Carbonate (CO3)			-1		-1						-1	-1	-1	-1	-1	-1	-1	-1	-1	-1	-1	-1
Chloride (Cl)			9.3		15						22	21	11	26	31	23	24	24	31	29	33	36
Fluoride (F)			0.2		0.2						0.2	0.2	0.1	0.1	0.1	0.1	0.1	0.1	0.1	0.2	0.2	0.1
Magnesium (Mg)			8		6.9						12.4	11.7	7.3	15.3	14.1	13.6	11.7	13.4	16.9	14.8	19.1	15.9
Nitrate-N (NO3)			-0.1		0.14						-0.1	-0.1	-0.1	-0.1	-0.1	-0.1	-0.1	-0.1	-0.1	-0.1	-0.1	-0.1
Potassium (K)			13.7		15.4						4	4.6	3	4.3	15.6	5.7	4.9	3.9	4.4	4.7	4.4	4.8
Silica (SiO2)			13.1		10.8						12	12	13	13	14	14	12	12	13	14	13	13
Sodium (Na)			49.1		65.5						49.1	47	38.7	54.6	49.4	49.2	49.6	49.6	56	51.8	59.3	55.3
Sulfate (SO4)			275		252						434	403	256	536	482	470	426	483	641	563	699	642
NON-METALS:																						
Cyanide (CN)			-0.005		-0.005						-0.005	-0.005	-0.005	-0.005	-0.005	-0.005	-0.005	-0.005	-0.005	-0.005	-0.005	-0.005
PHYSICAL PROPERTIES:																						
Cond (umho/cm)			736		738						1020	1050	758	1270	1190	1130	1120	1240	1360	1340	1520	1580
pH	GPS (6.8)		8.06		8.16						7.53	7.82	7.98	7.94	8.16	8.22	7.87	7.8	7.9	7.76	7.66	7.95
TDS @ 180°C.	GPS (500)		493		491						805	7.46	496	974	876	858	808	886	1030	1010	1150	1100
METALS-DISSOLVED mg/l:																						
Aluminum (Al)	GPS (1.8)		-0.1		-0.1						-0.1	-0.1	-0.1	-0.1	-0.1	-0.1	-0.1	-0.1	-0.1	-0.1	-0.1	-0.1
Arsenic (As)	GPS (.05)		-0.001		0.001						-0.001	-0.001	-0.001	-0.001	-0.001	-0.001	-0.001	-0.001	-0.001	-0.001	-0.001	-0.001
Barium (Ba)			-0.1		-0.1						-0.1	-0.1	-0.1	-0.1	-0.1	-0.1	-0.1	-0.1	-0.1	-0.1	-0.1	-0.1
Beryllium (Be)	GPS (.01)		-0.01		-0.01						-0.01	-0.01	-0.01	-0.01	-0.01	-0.01	-0.01	-0.01	-0.01	-0.01	-0.01	-0.01
Boron (B)			-0.1		-0.1						-0.1	-0.1	-0.1	-0.1	-0.1	-0.1	-0.1	1.1	-0.1	-0.1	-0.1	-0.1
Cadmium (Cd)	GPS (.01)		-0.005		-0.005						-0.005	-0.005	-0.005	-0.005	-0.005	-0.005	-0.005	-0.005	-0.005	-0.005	-0.005	-0.005
Chromium (Cr)	GPS (.05)		0.01		0.02						-0.01	-0.01	-0.01	-0.01	-0.01	-0.01	-0.01	-0.01	-0.01	-0.01	-0.01	-0.01
Cobalt (Co)			-0.001		-0.001						-0.001	-0.001	-0.001	-0.001	-0.001	-0.001	-0.001	-0.001	-0.001	-0.001	-0.001	-0.001
Copper (Cu)			-0.01		-0.01						-0.01	-0.01	-0.01	-0.01	-0.01	-0.01	-0.01	-0.01	-0.01	-0.01	-0.01	-0.01
Iron (Fe)	GPS (0.6)		-0.05		-0.05						0.13	0.15	-0.05	0.08	0.13	-0.05	-0.05	1.05	-0.05	-0.05	-0.05	-0.05
Lead (Pb)			-0.01		-0.01						-0.01	-0.01	-0.01	-0.01	-0.01	-0.01	-0.01	-0.01	-0.01	-0.01	-0.01	-0.01
Manganese (Mn)	GPS (0.2)		0.03		0.01						0.11	0.11	0.07	0.14	0.12	0.11	0.1	0.12	0.13	0.13	0.16	0.13
Mercury (Hg)			-0.0002		0.001						0.0003	-0.0002	-0.0002	-0.0002	-0.0002	-0.0002	-0.0002	-0.0002	-0.0002	-0.0002	-0.0002	-0.0002
Molybdenum (Mo)			-0.01		-0.01						-0.01	-0.01	-0.01	-0.01	-0.01	-0.01	-0.01	-0.01	-0.01	-0.01	-0.01	-0.01
Nickel (Ni)	GPS (.01)		-0.01		-0.01						-0.01	-0.01	-0.01	-0.01	-0.01	-0.01	-0.01	-0.01	-0.01	-0.01	-0.01	-0.01
Selenium (Se)	GPS (.01)		0.002		-0.001						-0.001	-0.001	-0.001	-0.001	-0.001	-0.001	0.001	-0.001	-0.001	-0.001	-0.001	-0.001
Silver (Ag)			-0.01		-0.01						-0.01	-0.01	-0.01	-0.01	-0.01	-0.01	-0.01	-0.01	-0.01	-0.01	-0.01	-0.01
Thallium (Tl)			-0.01		-0.01						-0.01	-0.01	-0.01	-0.01	-0.01	-0.01	-0.01	-0.01	-0.01	-0.01	-0.01	-0.01
Vanadium (V2O5)			-0.1		-0.1						-0.1	-0.1	-0.1	-0.1	-0.1	-0.1	-0.1	-0.1	-0.1	-0.1	-0.1	-0.1
Zinc (ZN)			-0.01		0.01						0.01	-0.01	-0.01	-0.01	0.02	0.01	-0.01	-0.01	-0.01	-0.01	-0.01	-0.01
RADIOMETRIC pCi/l:																						
Uranium, natural	GPS (36)		9.9		32.5						7.1	5.1	3.5	5.6	5.2	4.9	3.2	5.2	5.9	5.6	5.4	5.1
Radium 226			0.9		1.6						2	2.6	2.4	2.6	3.8	2.1	2.8	3.6	3.2	2.2	4.4	3.9
Radium Precision +/-			0.3		0.5						0.7	0.6	0.6	0.6	0.6	0.5	0.6	0.8	0.6	0.5	0.6	0.8
Radium 228			-1		-1						-1	4.7	2.9	9.3	7.9	15.2	6.6	8.1	8.4	7.8	8.3	21.4
Radium Precision +/-												1	0.9	1.3	0.9	1.2	0.8	1.2	1.3	0.9	0.9	1.7
Combined Ra226/228	GPS (5.8)		0.9		1.6						2	7.3	5.4	11.9	11.7	17.3	9.4	11.7	11.6	10	12.7	25.3
Thorium 230	GPS (7.0)		-0.2		-0.2						-0.2	-0.2	-0.2	-0.2	-0.2	-0.2	-0.2	-0.2	-0.2	-0.2	-0.2	-0.2
Thorium Precision +/-																						
Lead (Pb210)	GPS (8.9)		-2.7		-2.7						-1	-1	-1	-1	-1	-1	-1	-1	0.95	-1	-1	2.3
Lead Precision +/-																						1
Gross Alpha	GPS (15)		1.5		-1						3.8	5.6	3.4	5.4	2.7	2.3	3.3	3.4	3.4	4.7	7.3	3.9
Gross Alpha Precision +/-			1								1.2	1.1	1.4	1.2	1.1	0.9	1.1	0.6	1.4	0.8	1	1.1
QUALITY ASSURANCE DATA:																						
TDS A/C Balance (dec. %)			0.98		1.06						1.04	1.02	1	1.05	1.02	1.03	1.07	1.06	1	1.05	1	1.03
ORGANICS mg/L:																						
Diesel Range Organics (DRO)	GPS 10 (3)	3.8	ND	ND	ND	1.3	ND	ND	ND	ND				ND	ND	ND	ND	ND	ND	ND	ND	ND
Gasoline Range Organics (GRO)	GPS 10 (3)	ND	ND	ND	ND		ND		ND	ND				ND	ND	ND	ND	ND	ND	ND	ND	ND
VOLATILE ORGANIC COMPOUNDS mg/L:																						
Chloromethane	0.12	ND	ND	ND	ND	ND	ND	ND	ND	ND				0.014	ND	ND	ND	ND	ND	ND	ND	ND
1,1-Dichloroethane	GPS 3 (2)	ND	ND	ND	ND	ND	ND	ND	ND	ND				ND	ND	ND	ND	ND	ND	ND	ND	ND
1,1-Dichloroethene	GPS 0.007 (1)	ND	ND	ND	ND	ND	ND	ND	ND	ND				ND	ND	ND	ND	ND	ND	ND	ND	ND
Naphthalene	GPS 1.3 (2)	0.0035	ND	ND	ND	ND	ND	ND	ND	ND				ND	ND	ND	ND	ND	ND	ND	ND	ND
Toluene	GPS 1 (1)	ND	0.0014	ND	ND	ND	ND	ND	ND	ND				ND	ND	ND	ND	ND	ND	ND	ND	ND
1,1,1-Trichloroethane	GPS 0.20 (1)	ND	ND	ND	ND	ND	ND	ND	ND	ND				ND	ND	ND	ND	ND	ND	ND	ND	ND
1,2,4-Trimethylbenzene	GPS 0.012 (4)	ND	ND	ND	ND	ND	ND	ND	ND	ND				ND	ND	ND	ND	ND	ND	ND	ND	ND
1,3,5-Trimethylbenzene	GPS 0.012 (4)	ND	ND	ND	ND	ND	ND	ND	ND	ND				ND	ND	ND	ND	ND	ND	ND	ND	ND
m+p-Xylenes	GPS 10 (1)	ND	0.0012	ND	ND	ND	ND	ND	ND	ND				ND	ND	ND	ND	ND	ND	ND	ND	ND

(1) - EPA MCL
(2) - WY Drinking Water Equivalent Level
(3) - WY VRP, Fact Sheet 12
(4) - EPA RBC - Tap Water
(LAB: Energy Labs Inc. unless noted.)

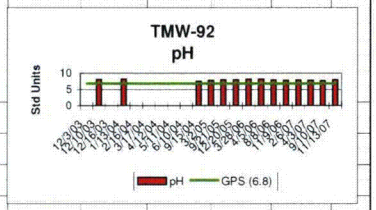

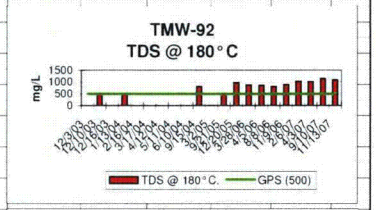

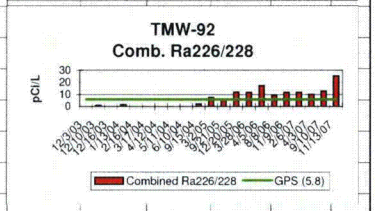

KENNECOTT URANIUM COMPANY

TMW-93

NORTHING: 148,399.92 EASTING: 324,099.96

ND = Non-detectable

	Groundwater Protection Standard (GPS) as of 5/26/05	2004 1/19/2004	02/16/04	09/23/04	2005 03/07/05	09/21/05	12/15/05	2006 03/15/06	06/06/06	09/12/06	11/09/06	2007 03/05/07	04/24/07	09/10/07	11/19/07
FIELD DATA mg/l:															
Temperature (C)		8	8	9	11	9.4	11.9	9.2	12.7	10.9	7.1	10.8	9.1	10	10.3
pH (Std. Units)		9.3	8.4	7.3	7.4	7.51	7.54	7.54	7.54	7.3	7.49	7.78	7.49	7.4	7.6
Cond. (umho/cm)		700	400	440	440	580	690	630	843	868	842	876	858	840	812
TDS															
MAJOR IONS mg/l:															
Alk-CaCO3		69		97	115	130	128	132	132	132	129	123	124	143	142
Bicarbonate (HCO3)		84.2		119	140	158	156	161	161	160	157	150	151	175	174
Calcium (Ca)		73.6		52.1	67.8	183	172	163	150	145	136	142	138	148	140
Carbonate (CO3)		-1		-1	-1	-1	-1	-1	-1	-1	-1	-1	-1	-1	-1
Chloride (Cl)		23.2		6	5	18	14	16	15	13	12	14	13	13	13
Fluoride (F)		0.3		0.2	0.2	0.1	0.2	0.2	0.2	0.1	0.1	0.2	0.2	0.2	0.1
Magnesium (Mg)		7.6		5.1	5.9	14.6	14.5	13.3	12.6	10.9	10.3	11.1	10.9	11.4	10.5
Nitrate-N (NO3)		-0.1		-0.1	-0.1	-0.1	-0.1	-0.1	-0.1	-0.1	-0.1	-0.1	-0.1	-0.1	-0.1
Potassium (K)		7.7		3.5	2.5	3.6	3.6	3.5	4	3.3	3.4	3.8	3.5	3.6	3.6
Silica (SiO2)		11		10	10	13	14	13	14	13	13	13	13	14	13
Sodium (Na)		84.1		49.3	42.4	48.3	48.8	50.1	47	46.7	45.1	47.2	45.2	47.6	46.4
Sulfate (SO4)		325		137	162	462	418	372	359	342	313	347	328	338	327
NON-METALS:															
Cyanide (CN)		-0.005		-0.005	-0.005	-0.005	-0.005	-0.005	-0.005	-0.005	-0.005	-0.005	-0.005	-0.005	-0.005
PHYSICAL PROPERTIES:															
Cond (umho/cm)		798		498	562	1140	1060	981	946	974	931	914	905	912	1150
pH	GPS (6.8)	8.27		7.4	8.08	7.96	8.06	8.15	7.91	7.91	7.43	7.99	7.85	7.68	7.61
TDS @ 180°C.	GPS (500)	537		321	368	816	753	708	656	634	620	626	634	626	611
METALS-DISSOLVED mg/l:															
Aluminum (Al)	GPS (1.8)	-0.1		-0.1	-0.1	-0.1	-0.1	-0.1	-0.1	-0.1	-0.1	-0.1	-0.1	-0.1	-0.1
Arsenic (As)	GPS (.05)	0.006		0.005	0.003	-0.001	-0.001	-0.001	-0.001	-0.001	-0.001	-0.001	-0.001	-0.001	-0.001
Barium (Ba)		-0.1		-0.1	-0.1	-0.1	-0.1	-0.1	-0.1	-0.1	-0.1	-0.1	-0.1	-0.1	-0.1
Beryllium (Be)	GPS (.01)	-0.01		-0.01	-0.01	-0.01	-0.01	-0.01	-0.01	-0.01	-0.01	-0.01	-0.01	-0.01	-0.01
Boron (B)		-0.1		-0.1	-0.1	-0.1	-0.1	-0.1	-0.1	-0.1	-0.1	-0.1	-0.1	-0.1	-0.1
Cadmium (Cd)	GPS (.01)	-0.005		-0.005	-0.005	-0.005	-0.005	-0.005	-0.005	-0.005	-0.005	-0.005	-0.005	-0.005	-0.005
Chromium (Cr)	GPS (.05)	-0.01		-0.01	-0.01	-0.01	-0.01	-0.01	-0.01	-0.01	-0.01	-0.01	-0.01	-0.01	-0.01
Cobalt (Co)		-0.001		-0.001	-0.001	-0.001	-0.001	-0.001	-0.001	-0.001	-0.001	-0.001	-0.001	-0.001	-0.001
Copper (Cu)		-0.01		-0.01	-0.01	-0.01	-0.01	-0.01	-0.01	-0.01	-0.01	-0.01	-0.01	-0.01	-0.01
Iron (Fe)	GPS (0.6)	-0.05		-0.05	-0.05	-0.05	-0.05	-0.05	-0.05	-0.05	-0.05	-0.05	-0.05	-0.05	-0.05
Lead (Pb)		-0.01		-0.01	-0.01	-0.01	-0.01	-0.01	-0.01	-0.01	-0.01	-0.01	-0.01	-0.01	-0.01
Manganese (Mn)	GPS (0.2)	0.02		0.01	-0.01	0.11	0.11	0.1	0.09	0.1	0.08	0.09	0.08	0.08	0.07
Mercury (Hg)		0.0015		0.0009	0.0003	-0.0002	-0.0002	-0.0002	-0.0002	-0.0002	-0.0002	-0.0002	-0.0002	-0.0002	-0.0002
Molybdenum (Mo)		0.01		-0.01	-0.01	-0.01	-0.01	-0.01	-0.01	-0.01	-0.01	-0.01	-0.01	-0.01	-0.01
Nickel (Ni)	GPS (.01)	-0.01		-0.01	-0.01	-0.01	-0.01	-0.01	-0.01	-0.01	-0.01	-0.01	-0.01	-0.01	-0.01
Selenium (Se)	GPS (.01)	0.004		-0.001	-0.001	-0.001	-0.001	0.002	-0.001	-0.001	-0.001	-0.001	-0.001	-0.001	-0.001
Silver (Ag)		-0.01		-0.01	-0.01	-0.01	-0.01	-0.01	-0.01	-0.01	-0.01	-0.01	-0.01	-0.01	-0.01
Thallium (Tl)		-0.01		-0.01	-0.01	-0.01	-0.01	-0.01	-0.01	-0.01	-0.01	-0.01	-0.01	-0.01	-0.01
Vanadium (V2O5)		-0.1		-0.1	-0.1	-0.1	-0.1	-0.1	-0.1	-0.1	-0.1	-0.1	-0.1	-0.1	-0.1
Zinc (ZN)		-0.01		0.03	-0.01	-0.01	-0.01	-0.01	-0.01	-0.01	-0.01	-0.01	-0.01	-0.01	-0.01
RADIOMETRIC pCi/l:															
Uranium, natural	GPS (36)	38.8		34.4	23.2	11	8	8.3	7.1	6.8	6.3	7.1	7.5	6.8	6.5
Radium 226		1.6		-0.2	0.7	3.5	2.3	-0.2	2.2	1.8	2.7	2.1	2.4	1.8	2.2
Radium Precision +/-		0.5			0.3	0.7	0.7		0.5	0.5	0.7	0.5	0.6	0.4	0.5
Radium 228		-1		-1	-1	6	3.6	-1	5	4.5	3.5	5.2	4.7	4.7	7.3
Radium Precision +/-						1	1.1		1.1	0.9	1.1	1.1	1	0.9	1.1
Comb. Ra226/228	GPS (5.8)	1.6		0	0.7	9.5	5.9	0	7.2	6.3	6.2	7.3	7.1	6.5	9.5
Thorium 230	GPS (7.0)	-0.2		-0.2	-0.2	-0.2	-0.2	-0.2	-0.2	-0.2	-0.2	-0.2	-0.2	-0.2	-0.2
Thorium Precision +/-															
Lead (Pb210)	GPS (8.9)	-1		-1	-1	-1	-1	-1	-1	-1	-1	-1	-1	-1	1.5
Lead Precision +/-															1.3
Gross Alpha	GPS (15)	2.5		-1	-1	4.8	1.5	2.6	2.9	2.2	1.9	2.3	2.8	3.1	1.8
Gross Alpha Precision +/-		1				1.6	1.3	1.2	1	0.5	0.5	0.5	0.6	0.7	0.6
QUALITY ASSURANCE DATA:															
TDS A/C Balance (dec. %)		0.95		1	1.01	1	0.99	1	0.96	0.97	1.01	1	1.01	1	0.96
ORGANICS mg/L:															
Diesel Range Organics (DRO)	GPS 10 (3)	ND	ND				ND	ND	ND	ND	ND	ND	ND	ND	ND
Gasoline Range Organics (GRO)	GPS 10 (3)	ND					ND	ND	ND	ND	ND	ND	ND	ND	ND
VOLATILE ORGANIC COMPOUNDS mg/L:															
Chloromethane	0.12	ND	ND				0.0057	ND	ND	ND	ND	ND	ND	ND	ND
1,1-Dichloroethane	GPS 3 (2)	ND	ND				ND	ND	ND	ND	ND	ND	ND	ND	ND
1,1-Dichloroethene	GPS 0.007 (1)	ND	ND				ND	ND	ND	ND	ND	ND	ND	ND	ND
Naphthalene	GPS 1.3 (2)	ND	ND				ND	ND	ND	ND	ND	ND	ND	ND	ND
Toluene	GPS 1 (1)	ND	ND				ND	ND	ND	ND	ND	ND	ND	ND	ND
1,1,1-Trichloroethane	GPS 0.20 (1)	ND	ND				ND	ND	ND	ND	ND	ND	ND	ND	ND
1,2,4-Trimethylbenzene	GPS 0.012 (4)	ND	ND				ND	ND	ND	ND	ND	ND	ND	ND	ND
1,3,5-Trimethylbenzene	GPS 0.012 (4)	ND	ND				ND	ND	ND	ND	ND	ND	ND	ND	ND
m+p Xylenes	GPS 10 (1)	ND	ND				ND	ND	ND	ND	ND	ND	ND	ND	ND

(1) - EPA MCL

(2) - WY Drinking Water Equivalent Level

(3) - WY VRP, Fact Sheet 12

(4) - EPA RBC - Tap Water

(LAB: Energy Labs Inc. unless noted.)

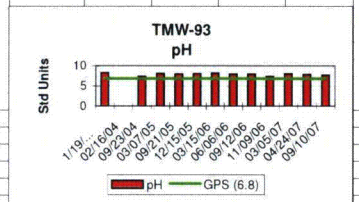

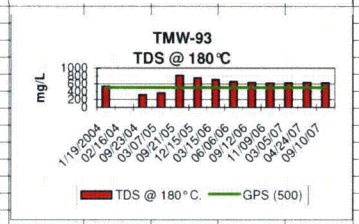

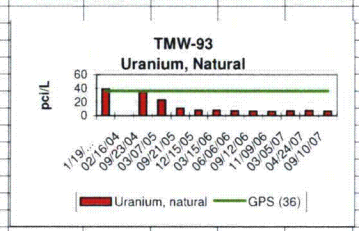

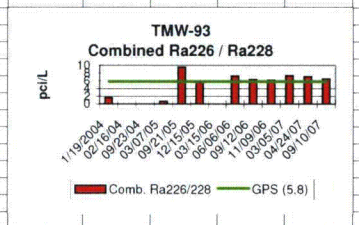

KENNECOTT URANIUM COMPANY

TMW-94

NORTHING: 148,400.13 EASTING: 324,000.02	Groundwater Protection Standard (GPS)	2004			2005			2006				2007			
ND = Non-detectable		1/14/2004	02/16/04	09/22/04	03/07/05	09/21/05	12/15/05	03/15/06	06/06/06	09/12/06	11/09/06	03/05/07	04/24/07	09/10/07	11/19/07
FIELD DATA mg/l:															
Temperature (C)	as of 5/26/05	8	8	10	8	9.6	10.7	10.8	11.8	11.7	8	10.6	10	11	9.9
pH (Std. Units)		8.5	8	7.3	7.1	7.56	7.61	7.49	7.41	7.32	7.39	7.74	7.51	7.6	7.6
Cond. (umho/cm)		960	520	460	520	680	680	660	1050	1022	1028	1087	1080	1025	1001
TDS															
MAJOR IONS mg/l:															
Alk-CaCO3		98		113	110	115	130	138	136	130	128	130	126	142	141
Bicarbonate (HCO3)		120		138	135	140	159	168	165	158	157	159	154	174	172
Calcium (Ca)		132		48	72.7	212	172	175	174	179	170	187	185	189	184
Carbonate (CO3)		-1		-1	-1	-1	-1	-1	-1	-1	-1	-1	-1	-1	-1
Chloride (Cl)		17.6		10	11	21	16	16	18	21	16	19	18	17	18
Fluoride (F)		0.2		0.3	0.2	0.1	0.2	0.1	0.2	0.1	0.1	0.1	0.2	0.2	0.1
Magnesium (Mg)		10.2		5.9	7.6	15.1	12.5	12.2	12.7	11.9	11.6	13.5	13.1	13	12.6
Nitrate-N (NO3)		-0.1		-0.1	-0.1	-0.1	19	-0.1	-0.1	-0.1	-0.1	0.2	-0.1	-0.1	-0.1
Potassium (K)		5.8		4.2	4.1	3.9	3.8	3.6	4.3	4.3	3.8	4.2	4	4.1	4
Silica (SiO2)		10.2		11	13	14	15	15	15	14.3	14	15	14	16	15
Sodium (Na)		85.9		93.9	69.1	56.5	49.2	52.8	51.3	49.8	49.8	52.8	50.9	53.8	52.9
Sulfate (SO4)		444		202	215	565	400	395	429	439	407	474	454	461	455
NON-METALS:															
Cyanide (CN)		-0.005		-0.005	-0.005	-0.005	-0.005	-0.005	-0.005	-0.005	-0.005	-0.005	-0.005	-0.005	-0.005
PHYSICAL PROPERTIES:															
Cond (umho/cm)		789		668	668	1310	1020	1030	1060	1140	1120	1130	1150	1120	921
pH	GPS (6.8)	8.09		7.34	8.01	8	8.15	8.16	7.89	7.92	7.77	7.93	7.82	7.71	7.55
TDS @ 180°C.	GPS (500)	774		459	443	986	726	750	760	752	774	810	854	786	801
METALS-DISSOLVED mg/l:															
Aluminum (Al)	GPS (1.8)	-0.1		-0.1	-0.1	-0.1	-0.1	-0.1	-0.1	-0.1	-0.1	-0.1	-0.1	-0.1	-0.1
Arsenic (As)	GPS (.05)	0.006		0.002	0.002	0.001	-0.001	-0.001	-0.001	-0.001	-0.001	-0.001	-0.001	-0.001	-0.001
Barium (Ba)		-0.1		-0.1	-0.1	-0.1	-0.1	-0.1	-0.1	-0.1	-0.1	-0.1	-0.1	-0.1	-0.1
Beryllium (Be)	GPS (.01)	-0.01		-0.01	-0.01	-0.01	-0.01	-0.01	-0.01	-0.01	-0.01	-0.01	-0.01	-0.01	-0.01
Boron (B)		-0.1		-0.1	-0.1	-0.1	-0.1	-0.1	-0.1	-0.1	-0.1	-0.1	-0.1	-0.1	-0.1
Cadmium (Cd)	GPS (.01)	-0.005		-0.005	-0.005	-0.005	-0.005	-0.005	-0.005	-0.005	-0.005	-0.005	-0.005	-0.005	-0.005
Chromium (Cr)	GPS (.05)	-0.01		-0.01	-0.01	-0.01	-0.01	-0.01	-0.01	-0.01	-0.01	-0.01	-0.01	-0.01	-0.01
Cobalt (Co)		0.003		-0.001	-0.001	-0.001	-0.001	-0.001	-0.001	-0.001	-0.001	-0.001	-0.001	-0.001	-0.001
Copper (Cu)		-0.01		-0.01	-0.01	-0.01	-0.01	-0.01	-0.01	-0.01	-0.01	-0.01	-0.01	-0.01	-0.01
Iron (Fe)	GPS (0.6)	0.052		-0.05	-0.05	-0.05	-0.05	-0.05	0.09	-0.03	-0.05	-0.05	-0.05	-0.05	-0.05
Lead (Pb)		-0.01		-0.01	-0.01	-0.01	-0.01	-0.01	-0.01	-0.01	-0.01	-0.01	-0.01	-0.01	-0.01
Manganese (Mn)	GPS (0.2)	0.07		-0.01	-0.01	0.14	0.11	0.1	0.11	0.12	0.12	0.13	0.12	0.12	0.11
Mercury (Hg)		0.0019		0.0014	0.0003	-0.0002	-0.0002	-0.0002	-0.0002	-0.0002	-0.0002	-0.0002	-0.0002	-0.0002	-0.0002
Molybdenum (Mo)		0.02		0.03	0.01	-0.01	-0.01	-0.01	-0.01	-0.01	-0.01	-0.01	-0.01	-0.01	-0.01
Nickel (Ni)	GPS (.01)	-0.01		-0.01	-0.01	-0.01	-0.01	-0.01	-0.01	-0.01	-0.01	-0.01	-0.01	-0.01	-0.01
Selenium (Se)	GPS (.01)	-0.001		-0.001	-0.001	-0.001	-0.001	0.001	-0.001	-0.001	-0.001	-0.001	-0.001	-0.001	-0.001
Silver (Ag)		-0.01		-0.01	-0.01	-0.01	-0.01	-0.01	-0.01	-0.01	-0.01	-0.01	-0.01	-0.01	-0.01
Thallium (Tl)		-0.01		-0.01	-0.01	-0.01	-0.01	-0.01	-0.01	-0.01	-0.01	-0.01	-0.01	-0.01	-0.01
Vanadium (V2O5)		-0.1		-0.1	-0.1	-0.1	-0.1	-0.1	-0.1	-0.1	-0.1	-0.1	-0.1	-0.1	-0.1
Zinc (ZN)		-0.01		0.04	-0.01	-0.01	-0.01	-0.01	-0.01	-0.01	0.08	-0.01	-0.01	-0.01	-0.01
RADIOMETRIC pCi/l:															
Uranium, natural	GPS (36)	27.8		18.2	15.8	8.1	7	6.1	6.6	4.8	4.7	5.2	5.8	4.3	4.4
Radium 226		1		0.6	0.5	3.9	1.9	3.3	2.7	2.3	3.8	3.8	2.4	3	2.7
Radium Precision +/-		0.7		0.3	0.3	0.7	0.6	1.3	0.5	0.5	0.8	0.7	0.6	0.5	0.5
Radium 228		-1		-1	-1	5.2	1.7	2.6	7.4	8.7	6.2	7.9	8.9	8.1	16.4
Radium Precision +/-						1	1.1	0.9	1.1	1	1.1	1.2	1.1	1	1.3
Comb. Ra226/228	GPS (5.8)	1		0.6	0.5	9.1	3.6	5.9	10.1	11	10	11.7	11.3	11.1	19.1
Thorium 230	GPS (7.0)	-0.2		-0.2	-0.2	-0.2	-0.2	-0.2	-0.2	-0.2	-0.2	-0.2	-0.2	-0.2	-0.2
Thorium Precision +/-															
Lead (Pb210)	GPS (8.9)	-2.7		-1	-1	-1	-1	-1	-1	-1	-1	-1	-1	-1	2.6
Lead Precision +/-															1.5
Gross Alpha	GPS (15)	7		-1	1.4	5.4	1.8	3.5	3.7	3	3.9	4.2	3.6	5.8	2.4
Gross Alpha Precision +/-		1			1.2	1.7	1.3	1.3	1.1	0.6	0.7	0.7	0.6	0.9	0.7
QUALITY ASSURANCE DATA:															
TDS A/C Balance (dec. %)		1.02		1.04	0.97	1.03	0.87	1	0.97	0.94	1.03	0.96	1.05	0.94	0.97
ORGANICS m/L:															
Diesel Range Organics (DRO)	GPS 10 (3)	ND	ND				ND	ND	ND	ND	ND	ND	ND	ND	ND
Gasoline Range Organics (GRO)	GPS 10 (3)	ND					ND	ND	ND	ND	ND	ND	ND	ND	ND
VOLATILE ORGANIC COMPOUNDS mg/L:															
Chloromethane	0.12	ND	ND				0.011	ND	ND	ND	ND	ND	ND	ND	ND
1,1-Dichloroethane	GPS 3 (2)	ND	ND				ND	ND	ND	ND	ND	ND	ND	ND	ND
1,1-Dichloroethene	GPS 0.007 (1)	ND	ND				ND	ND	ND	ND	ND	ND	ND	ND	ND
Naphthalene	GPS 1.3 (2)	ND	ND				ND	ND	ND	ND	ND	ND	ND	ND	ND
Toluene	GPS 1 (1)	ND	ND				ND	ND	ND	ND	ND	ND	ND	ND	ND
1,1,1-Trichloroethane	GPS 0.20 (1)	ND	ND				ND	ND	ND	ND	ND	ND	ND	ND	ND
1,2,4-Trimethylbenzene	GPS 0.012 (4)	ND	ND				ND	ND	ND	ND	ND	ND	ND	ND	ND
1,3,5-Trimethylbenzene	GPS 0.012 (4)	ND	ND				ND	ND	ND	ND	ND	ND	ND	ND	ND
m+p Xylenes	GPS 10 (1)	ND	ND				ND	ND	ND	ND	ND	ND	ND	ND	ND

(1) - EPA MCL
(2) - WY Drinking Water Equivalent Level
(3) - WY VRP, Fact Sheet 12
(4) - EPA RBC - Tap Water
(LAB: Energy Labs Inc. unless noted.)

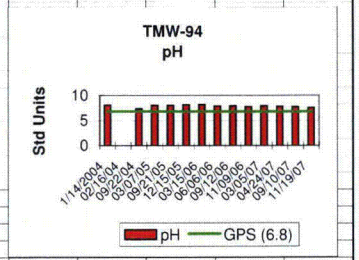

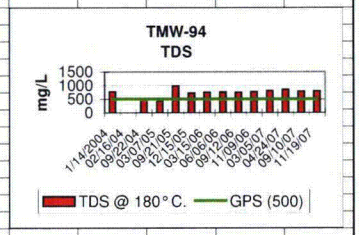

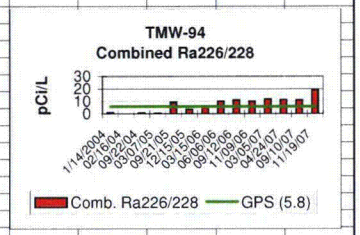

KENNECOTT URANIUM COMPANY

TMW-95

NORTHING: 148,399.94 EASTING: 323,900.08 ND = Non-detectable	Groundwater Protection Standard (GPS)	2004 1/14/2004	02/16/04	09/23/04	2005 03/07/05	09/22/05	12/15/05	2006 03/07/06	06/05/06	09/11/06	11/19/06	2007 03/07/07	04/24/07	09/12/07	11/13/07
FIELD DATA mg/l:															
Temperature (C)	as of 5/26/05	8	8	8	9	9	8.9	9.4	14.7	11.4	8.9	8.7	9.6	10.9	9.7
pH (Std. Units)		8.8	8	7.3	7.4	7.21	7.29	7.9	7.75	7.49	7.33	7.75	7.87	7.6	7.6
Cond. (umho/cm)		760	580	460	440	420	500	540	739	727	773	787	770	803	797
TDS															
MAJOR IONS mg/l:															
Alk-CaCO3		149		109	105	115	112	122		120	121	125	121	131	135
Bicarbonate (HCO3)		182		133	128	140	137	149		146	148	152	148	160	165
Calcium (Ca)		99.4		66.1	69.8	95.8	114	111		119	121	124	120	132	122
Carbonate (CO3)		-1		-1	-1	-1	-1	-1		-1	-1	-1	-1	-1	-1
Chloride (Cl)		10.1		11	7	11	9	10		11	10	12	11	12	13
Fluoride (F)		0.2		0.2	0.2	0.1	0.2	0.2		0.1	0.7	0.2	0.2	0.2	0.1
Magnesium (Mg)		7.1		6.6	6.6	5.8	7	6.4		6.9	7.1	7.4	7.1	8	6.6
Nitrate-N (NO3)		0.14		-0.1	-0.1	-0.1	-0.1	-0.1		-0.1	-0.1	-0.1	-0.1	-0.1	-0.1
Potassium (K)		5.3		3.6	3.3	2.8	3.2	3		3.2	3.2	3.5	3.3	3.5	3.8
Silica (SiO2)		15.2		14	14	14	15	14		14	14	14	14	14	15
Sodium (Na)		59.7		69.4	53.4	39.1	41	42.4		44	42.9	45.3	43.5	45.6	45
Sulfate (SO4)		278		200	184	221	252	243		275	271	290	274	307	289
NON-METALS:															
Cyanide (CN)		-0.005		-0.005	-0.005	-0.005	-0.005	-0.005		-0.005	-0.005	-0.005	-0.005	-0.005	-0.005
PHYSICAL PROPERTIES:															
Cond (umho/cm)		1080		635	598	706	731	731		826	822	798	821	860	913
pH	GPS (6.8)	8.09		7.36	8.03	8	8.2	8.06		7.99	7.96	8.01	7.95	7.85	7.94
TDS @ 180°C.	GPS (500)	552		428	390	458	493	475		508	534	542	566	584	572
METALS-DISSOLVED mg/l:															
Aluminum (Al)	GPS (1.8)	-0.1		0.2	-0.1	-0.1	-0.1	-0.1		-0.1	-0.1	-0.1	-0.1	-0.1	-0.1
Arsenic (As)	GPS (.05)	0.001		0.002	0.001	-0.001	-0.001	-0.001		-0.001	-0.001	-0.001	-0.001	-0.001	-0.001
Barium (Ba)		-0.1		-0.1	-0.1	-0.1	-0.1	-0.1		-0.1	-0.1	-0.1	-0.1	-0.1	-0.1
Beryllium (Be)	GPS (.01)	-0.01		-0.01	-0.01	-0.01	-0.01	-0.01		-0.01	-0.01	-0.01	-0.01	-0.01	-0.01
Boron (B)		-0.1		-0.1	-0.1	-0.1	-0.1	-0.1		-0.1	-0.1	-0.1	-0.1	-0.1	-0.1
Cadmium (Cd)	GPS (.01)	-0.005		-0.005	-0.005	-0.005	-0.005	-0.005		-0.005	-0.005	-0.005	-0.005	-0.005	-0.005
Chromium (Cr)	GPS (.05)	-0.01		-0.01	-0.01	-0.01	-0.01	-0.01		-0.01	-0.01	-0.01	-0.01	-0.01	-0.01
Cobalt (Co)		-0.001		-0.001	-0.001	-0.001	-0.001	-0.001		-0.001	-0.001	-0.001	-0.001	-0.001	-0.001
Copper (Cu)		-0.01		-0.01	-0.01	-0.01	-0.01	-0.01		-0.01	-0.01	-0.01	-0.01	-0.01	-0.01
Iron (Fe)	GPS (0.6)	0.056		-0.05	-0.05	-0.05	-0.05	-0.05		-0.05	-0.05	-0.05	-0.05	-0.05	-0.05
Lead (Pb)		-0.01		-0.01	-0.01	-0.01	-0.01	-0.01		-0.01	-0.01	-0.01	-0.01	-0.01	-0.01
Manganese (Mn)	GPS (0.2)	0.04		-0.01	-0.01	0.06	0.06	0.06		0.07	0.07	0.07	0.07	0.07	0.07
Mercury (Hg)		0.0008		0.0005	-0.0002	-0.0002	-0.0002	-0.0002		-0.0002	-0.0002	-0.0002	-0.0002	-0.0002	-0.0002
Molybdenum (Mo)		-0.01		0.01	-0.01	-0.01	-0.01	-0.01		-0.01	-0.01	-0.01	-0.01	-0.01	-0.01
Nickel (Ni)	GPS (.01)	-0.01		-0.01	-0.01	-0.01	-0.01	-0.01		-0.01	-0.01	-0.01	-0.01	-0.01	-0.01
Selenium (Se)	GPS (.01)	-0.001		-0.001	-0.001	-0.001	-0.001	-0.001		-0.001	-0.001	-0.001	-0.001	-0.001	-0.001
Silver (Ag)		-0.01		-0.01	-0.01	-0.01	-0.01	-0.01		-0.01	-0.01	-0.01	-0.01	0.01	0.01
Thallium (Tl)		-0.01		-0.01	-0.01	-0.01	-0.01	-0.01		-0.01	-0.01	-0.01	-0.01	-0.01	-0.01
Vanadium (V2O5)		-0.1		-0.1	-0.1	-0.1	-0.1	-0.1		-0.1	-0.1	-0.1	-0.1	-0.1	-0.1
Zinc (ZN)		-0.01		0.01	-0.01	-0.01	-0.01	-0.01		-0.01	-0.01	0.02	-0.01	-0.01	-0.01
RADIOMETRIC pCi/l:															
Uranium, natural	GPS (36)	6		10.8	9	2.2	1.7	1.9		1.9	2.1	2.1	2.3	1.9	1.9
Radium 226		1.4		-0.2	0.5	2.8	2.2	3.6		2.4	7	3.3	2.6	3.3	3.7
Radium Precision +/-		0.5			0.3	0.6	0.6	0.7		0.6	0.9	0.6	0.6	0.6	0.7
Radium 228		3.9		-1	-1	4.2	3.8	6.4		4.6	11.2	3.9	3.9	3.7	14.2
Radium Precision +/-		1.2				0.9	1.1	1		0.9	1.1	1.1	1	0.8	1.6
Comb. Ra226/228	GPS (5.8)	5.3		0	0.5	7	6	10		7	18.2	7.2	6.5	7	17.9
Thorium 230	GPS (7.0)	-0.2		-0.2	-0.2	-0.2	-0.2	-0.2		-0.2	-0.2	-0.2	-0.2	-0.2	-0.02
Thorium Precision +/-															
Lead (Pb210)	GPS (8.9)	-2.7		-1	-1	-1	-1	-1		-1	-1	-1	-1	-1	-1
Lead Precision +/-															
Gross Alpha	GPS (15)	1.5		1	1.6	4.3	2.1	5		2	3	3.7	3.6	6.3	3.4
Gross Alpha Precision +/-		1		1	1.2	1.5	1.3	1.4		0.5	0.7	0.6	0.6	0.9	1.1
QUALITY ASSURANCE DATA:															
TDS A/C Balance (dec. %)		1.01		0.98	0.97	1	0.97	0.94		0.93	0.99	0.95	1.04	0.97	0.99
ORGANICS mg/L:															
Diesel Range Organics (DRO)	GPS 10 (3)	ND	ND				ND	ND		ND	ND	ND	ND	ND	ND
Gasoline Range Organics (GRO)	GPS 10 (3)	ND					ND	ND		ND	ND	ND	ND	ND	ND
VOLATILE ORGANIC COMPOUNDS mg/L:															
Chloromethane	0.12	ND	ND				ND	ND		ND	ND	ND	ND	ND	ND
1,1-Dichloroethane	GPS 3 (2)	ND	ND				ND	ND		ND	ND	ND	ND	ND	ND
1,1-Dichloroethene	GPS 0.007 (1)	ND	ND				ND	ND		ND	ND	ND	ND	ND	ND
Naphthalene	GPS 1.3 (2)	ND	ND				ND	ND		ND	ND	ND	ND	ND	ND
Toluene	GPS 1 (1)	ND	ND				ND	ND		ND	ND	ND	ND	ND	ND
1,1,1-Trichloroethane	GPS 0.20 (1)	ND	ND				ND	ND		ND	ND	ND	ND	ND	ND
1,2,4-Trimethylbenzene	GPS 0.012 (4)	ND	ND				ND	ND		ND	ND	ND	ND	ND	ND
1,3,5-Trimethylbenzene	GPS 0.012 (4)	ND	ND				ND	ND		ND	ND	ND	ND	ND	ND
m+p Xylenes	GPS 10 (1)	ND	ND				ND	ND		ND	ND	ND	ND	ND	ND

(1) - EPA MCL
(2) - WY Drinking Water Equivalent Level
(3) - WY VRP, Fact Sheet 12
(4) - EPA RBC - Tap Water
(LAB: Energy Labs Inc. unless noted.)

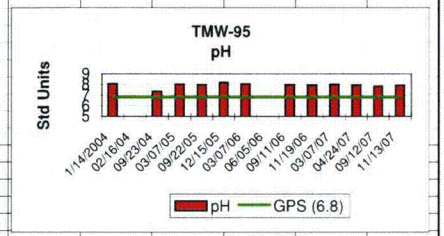



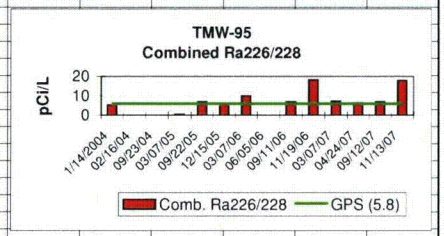

KENNECOTT URANIUM COMPANY																								
TMW-96																								
NORTHING: 148,500.01 EASTING: 323,807.75	Groundwater Protection	2004										2005							2006				2007	
ND = Non-detectable	Standard	3/3/2004	04/13/04	05/11/04	06/10/04	07/13/04	08/05/04	09/20/04	10/20/04	11/08/04	12/07/04	01/18/05	02/07/05	03/03/05	04/12/05	05/10/05	07/18/05	10/31/05	01/23/06	04/10/06	07/03/06	10/07/06	03/28/07	04/24/07
FIELD DATA mg/l:	(GPS)																							
Temperature (C)	as of 5/26/05	8	10	12	10	14	12	10	10	11	10	11	13	11	12	11	11		8.7	9.1	14.3	10.6		8.8
pH (Std. Units)		7.6	6.6	7.5	6.8	7.3	6.8	7.1	6.7	7.4	6.8	6.9	7.8	6.6	6.7	6.9	7.7		7.35	7.96	7.69	7.69		7.46
Cond. (umho/cm)		1360	1440	1800	1400	1020	1280	1140	1180	980	1100	2200	2400	1460	1580	1560	560		760	720	1051	1049		1062
TDS																								
MAJOR IONS mg/l:																								
Alk-CaCO3		144						151						148			117	113	112	112	110	113	118	118
Bicarbonate (HCO3)		176						184						180			142	138	137	137	134	137	143	144
Calcium (Ca)		374						485						516			186	175	168	183	183	187	274	182
Carbonate (CO3)		-1						ND						-1			-1	-1	-1	-1	-1		-1	-1
Chloride (Cl)		95						167						145			28	26	24	27	33	25	52	26
Fluoride (F)		0.1						0.1						0.1			0.1	0.1	0.1	0.1	0.1	0.1	0.2	0.2
Magnesium (Mg)		65.4						72.5						71.6			14.5	12.4	11.9	12.6	11.7	12.8	25.9	13.4
Nitrate-N (NO3)		1.77						1.27						1.2			-0.1	-0.1	-0.1	-0.1	-0.1	-0.1	0.5	-0.1
Potassium (K)		5.4						7.5						6.2			3.7	3.7	3.5	3.5	3.8	3.6	6.8	4
Silica (SiO2)		8.2						11						11			14	14	14	15	15	14	12	14
Sodium (Na)		103						118						129			50.1	46.6	47	48.2	50.6	51.4	66.9	51.4
Sulfate (SO4)		1060						1340						1360			429	417	417	446	460	443	718	445
NON-METALS:																								
Cyanide (CN)		-0.005						ND						-0.005			-0.005	-0.005	-0.005	-0.005	-0.005	-0.005	-0.005	-0.005
PHYSICAL PROPERTIES:																								
Cond (umho/cm)		2330						2850						2770			1100	1100	1060	1090	1130	1110	1640	1130
pH	GPS (6.8)	7.68						7.17						7.68			7.93	8.1	8.16	8.14	7.92	7.9	7.91	7.82
TDS @ 180° C.	GPS (500)	1910						2430						2430			818	754	757	814	828	806	1230	820
METALS-DISSOLVED mg/l:																								
Aluminum (Al)	GPS (1.8)	-0.1						ND						ND			-0.1	-0.1	-0.1	-0.1	-0.1	-0.1	-0.1	-0.1
Arsenic (As)	GPS (.05)	0.002						0.002						0.001			0.002	-0.001	-0.001	-0.001	-0.001	-0.001	-0.001	-0.001
Barium (Ba)		-0.1						ND						ND			-0.1	-0.1	-0.1	-0.1	-0.1	-0.1	-0.1	-0.1
Beryllium (Be)	GPS (.01)	-0.01						ND						ND			-0.01	-0.01	-0.01	-0.01	-0.01	-0.01	-0.01	-0.01
Boron (B)		-0.1						ND						ND			-0.1	-0.1	-0.1	-0.1	-0.1	-0.1	-0.1	-0.1
Cadmium (Cd)	GPS (.01)	-0.005						ND						ND			-0.005	-0.005	-0.005	-0.005	-0.005	-0.005	-0.005	-0.005
Chromium (Cr)	GPS (.05)	-0.01						ND						ND			-0.01	-0.01	-0.01	-0.1	-0.1	-0.1	-0.1	-0.1
Cobalt (Co)		0.007						0.002						0.002			-0.001	-0.001	-0.001	-0.001	-0.001	-0.001	-0.001	-0.001
Copper (Cu)		-0.01						ND						ND			-0.01	-0.01	-0.01	-0.01	-0.01	-0.01	-0.01	-0.01
Iron (Fe)	GPS (0.6)	-0.05						0.12						ND			0.07	-0.05	ND	-0.05	0.14	ND	0.08	ND
Lead (Pb)		-0.01						ND						ND			-0.01	-0.01	-0.01	-0.01	-0.01	-0.01	-0.01	-0.01
Manganese (Mn)	GPS (0.2)	0.14						0.23						0.12			0.08	0.11	0.11	0.1	0.11	0.11	0.11	0.1
Mercury (Hg)		-0.0002						ND						ND			-0.0002	-0.0002	-0.0002	-0.0002	-0.0002	-0.0002	-0.0002	-0.0002
Molybdenum (Mo)		-0.01						ND						ND			-0.01	-0.01	-0.01	-0.01	-0.01	-0.01	-0.01	-0.01
Nickel (Ni)	GPS (.01)	0.01						ND						0.01			-0.01	-0.01	-0.01	-0.01	-0.01	-0.01	-0.01	-0.01
Selenium (Se)	GPS (.01)	0.034						0.066						0.054			-0.001	0.001	-0.001	0.001	0.001	0.001	0.052	0.002
Silver (Ag)		-0.01						ND						ND			-0.01	-0.01	-0.01	-0.0002	-0.01	-0.01	-0.01	-0.01
Thallium (Tl)		-0.01						ND						ND			-0.01	-0.01	-0.01	-0.01	-0.01	-0.01	-0.01	-0.01
Vanadium (V2O5)		-0.1						ND						ND			-0.1	-0.1	-0.1	-0.1	-0.1	-0.1	-0.1	-0.1
Zinc (ZN)		0.01						0.01						ND			-0.01	-0.01	-0.01	-0.01	-0.01	0.01	-0.01	-0.01
RADIOMETRIC pCi/l:																								
Uranium, natural	GPS (36)	572						760						683			45.6	20.4	15.3	20.5	15.6	16.6	187	34.5
Radium 226		5.5						6.6						4.4			3.8	3.5	2.3	2.4	1.7	3	4.7	2.4
Radium Precision +/-		0.8						0.8						0.7			0.8	0.7	0.9	0.6	0.4	0.6	0.7	0.6
Radium 228		-1						9.4						8			5.1	4.3	5.4	6	4.9	9.7	11.1	8.3
Radium Precision +/-								1.6						1.5			1.3	1.3	1.3	1	0.8	1.2	1.1	1.1
Combined Ra226/228	GPS (5.8)	5.5						16						12.4			8.9	7.8	7.7	8.4	6.6	12.7	15.8	10.5
Thorium 230	GPS (7.0)	-0.2						ND						ND			-0.2	-0.2	-0.2	-0.2	-0.2	-0.2	-0.2	-0.2
Thorium Precision +/-																								
Lead (Pb210)	GPS (8.9)	-1						ND						ND			-1	-1	-1	-1	-1	-1	-1	-1
Lead Precision +/-																								
Gross Alpha	GPS (15)	8.1						4.9						7.9			3.2	4.7	4	5.4	2.5	4.6	8.1	4.5
Gross Alpha Precision +/-		1.3						1.3						1			1.4	1.5	1.2	1.2	1.1	0.8	1.2	0.7
QUALITY ASSURANCE DATA:																								
TDS A/C Balance (dec. %)		1.07						1.06						1.04			1.03	0.99	1.01	1.01	1.01	1	1	1.02
ORGANICS mg/L:																								
Diesel Range Organics (DRO)	GPS 10 (3)	ND	ND	ND	ND	ND	ND	ND	ND	ND	ND	ND	ND	ND	ND	ND	ND	ND	ND	ND	ND	ND	ND	ND
Gasoline Range Organics (GRO)	GPS 10 (3)	ND	--	ND	ND	ND	ND	ND	ND	ND	ND	ND	ND	ND	ND	ND	ND	ND	ND	ND	ND	ND	ND	ND
VOLATILE ORGANIC COMPOUNDS mg/L:																								
Bromomethane		ND	ND	ND	ND	ND	ND	ND	ND	ND	ND	ND	ND	ND	ND	ND	ND	ND	0.0025	ND	-	ND	ND	ND
Chloromethane	0.12	ND	ND	ND	ND	ND	ND	ND	ND	ND	ND	ND	ND	0.0018	ND	ND	ND	ND	ND	ND	-	ND	ND	ND
1,1-Dichloroethane	GPS 3 (2)	ND	0.0022	0.0021	0.0011	0.0016	0.0016	0.0019	0.0015	0.0015	0.0016	0.0016	0.0019	0.0018	0.0014	0.0015	ND	ND	0.015	ND	-	ND	ND	ND
1,1-Dichloroethene	GPS 0.007 (1)	ND	0.001	0.0011	ND	ND	ND	ND	ND	ND	ND	ND	ND	ND	ND	ND	ND	ND	ND	ND	-	ND	ND	ND
Naphthalene	GPS 1.3 (2)	ND	ND	ND	ND	ND	ND	ND	ND	ND	ND	ND	ND	ND	ND	ND	ND	ND	ND	ND	-	ND	ND	ND
Toluene	GPS 1 (1)	ND	ND	ND	ND	ND	ND	ND	ND	ND	ND	ND	ND	ND	ND	ND	ND	ND	ND	ND	-	ND	ND	ND
1,1,1-Trichloroethane	GPS 0.20 (1)	0.006	0.014	0.015	0.0046	0.0063	0.0072	0.0058	0.0063	0.0066	0.0077	0.0062	0.0064	0.005	0.0057	0.0063	ND	ND	ND	ND	-	ND	ND	ND
1,2,4-Trimethylbenzene	GPS 0.012 (4)	ND	ND	ND	ND	ND	ND	ND	ND	ND	ND	ND	ND	ND	ND	ND	ND	ND	ND	ND	-	ND	ND	ND
1,3,5-Trimethylbenzene	GPS 0.012 (4)	ND	ND	ND	ND	ND	ND	ND	ND	ND	ND	ND	ND	ND	ND	ND	ND	ND	ND	ND	-	ND	ND	ND
m+p Xylenes	GPS 10 (1)	ND	ND	ND	ND	ND	ND	ND	ND	ND	ND	ND	ND	ND	ND	ND	ND	ND	ND	ND	-	ND	ND	ND
(1) - EPA MCL																								
(2) - WY Drinking Water Equivalent Level																								
(3) - WY VRP, Fact Sheet 12																								
(4) - EPA RBC - Tap Water																								
(LAB: Energy Labs Inc. unless noted.)																								

KENNECOTT URANIUM COMPANY

TMW-96

NORTHING: 148,500.01 EASTING: 323,807.75

ND = Non-detectable

	Groundwater Protection Standard (GPS) as of 5/26/05	07/25/07	10/02/07
FIELD DATA mg/l:			
Temperature (C)		13.3	9.5
pH (Std. Units)		7.6	7.7
Cond. (umho/cm)		1084	999
TDS			
MAJOR IONS mg/l:			
Alk-CaCO3		122	121
Bicarbonate (HCO3)		149	147
Calcium (Ca)		143	167
Carbonate (CO3)		-1	-1
Chloride (Cl)		27	30
Fluoride (F)		0.1	0.1
Magnesium (Mg)		9.5	11.5
Nitrate-N (NO3)		-0.1	-0.1
Potassium (K)		3	4.2
Silica (SiO2)		12	15
Sodium (Na)		38.8	49.6
Sulfate (SO4)		343	430
NON-METALS:			
Cyanide (CN)		-0.005	-0.005
PHYSICAL PROPERTIES:			
Cond (umho/cm)		1140	1170
pH	GPS (6.8)	7.69	7.84
TDS @ 180°C.	GPS (500)	782	832
METALS-DISSOLVED mg/l:			
Aluminum (Al)	GPS (1.8)	-0.1	-0.1
Arsenic (As)	GPS (.05)	-0.001	-0.001
Barium (Ba)		-0.1	-0.1
Beryllium (Be)	GPS (.01)	-0.01	-0.01
Boron (B)		-0.1	-0.1
Cadmium (Cd)	GPS (.01)	-0.005	-0.005
Chromium (Cr)	GPS (.05)	-0.1	-0.1
Cobalt (Co)		-0.001	-0.001
Copper (Cu)		-0.01	-0.01
Iron (Fe)	GPS (0.6)	0.09	
Lead (Pb)		-0.01	-0.01
Manganese (Mn)	GPS (0.2)	0.09	0.12
Mercury (Hg)		-0.0002	-0.0002
Molybdenum (Mo)		-0.01	-0.01
Nickel (Ni)	GPS (.01)	-0.01	-0.01
Selenium (Se)	GPS (.01)	0.001	0.002
Silver (Ag)		-0.01	-0.01
Thallium (Tl)		-0.01	-0.01
Vanadium (V2O5)		-0.1	-0.1
Zinc (ZN)		-0.01	-0.01
RADIOMETRIC pCi/l:			
Uranium, natural	GPS (36)	15.8	26
Radium 226		1.6	2.4
Radium Precision +/-		0.3	0.5
Radium 228		3.8	7.9
Radium Precision +/-		0.9	0.9
Combined Ra226/228	GPS (5.8)	5.4	10.3
Thorium 230	GPS (7.0)	-0.2	-0.2
Thorium Precision +/-			
Lead (Pb210)	GPS (8.9)	-1	-1
Lead Precision +/-			
Gross Alpha	GPS (15)	4	6.7
Gross Alpha Precision +/-		0.6	1.1
QUALITY ASSURANCE DATA:			
TDS A/C Balance (dec. %)		1.2	1.07
ORGANICS mg/L:			
Diesel Range Organics (DRO)	GPS 10 (3)	ND	ND
Gasoline Range Organics (GRO)	GPS 10 (3)	ND	ND
VOLATILE ORGANIC COMPOUNDS mg/L:			
Bromomethane		ND	ND
Chloromethane	0.12	ND	ND
1,1-Dichloroethane	GPS 3 (2)	ND	ND
1,1-Dichloroethene	GPS 0.007 (1)	ND	ND
Naphthalene	GPS 1.3 (2)	ND	ND
Toluene	GPS 1 (1)	ND	ND
1,1,1-Trichloroethane	GPS 0.20 (1)	ND	ND
1,2,4-Trimethylbenzene	GPS 0.012 (4)	ND	ND
1,3,5-Trimethylbenzene	GPS 0.012 (4)	ND	ND
m+p Xylenes	GPS 10 (1)	ND	ND

(1) - EPA MCL
(2) - WY Drinking Water Equivalent Level
(3) - WY VRP, Fact Sheet 12
(4) - EPA RBC - Tap Water
(LAB: Energy Labs Inc. unless noted.)

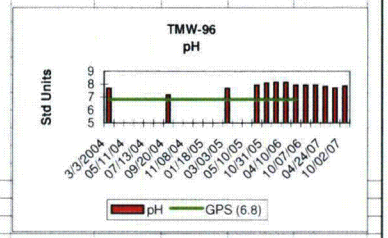

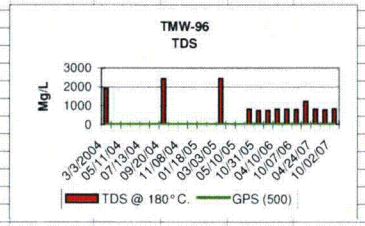

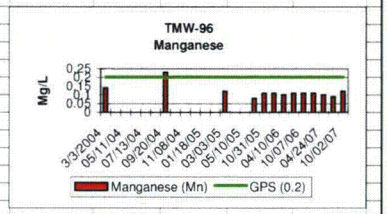

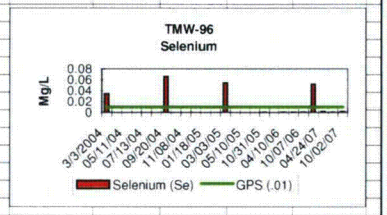

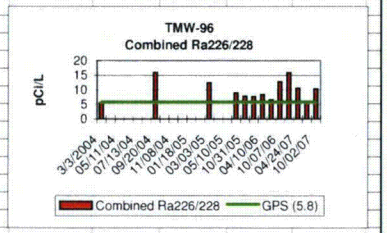

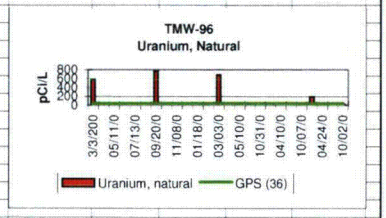

KENNECOTT URANIUM COMPANY

TMW-97

NORTHING: 148,599.86 EASTING: 323,799.93

ND = Non-detectable

	Groundwater Protection Standard (GPS) as of 5/26/05	2004 3/3/04	9/22/04	2005 3/7/05	6/14/05	9/21/05	10/31/05	2006 3/15/06	6/6/06	9/11/06	11/9/06	3/28/07	4/24/07	9/12/07	11/7/07
FIELD DATA mg/l:															
Temperature (C)		8	9	10	11	8.9	N/A	9.7	15.4	11.8	7.2		8.4	13.3	10.6
pH (Std. Units)		11.7	6.9	6.7	6.9	7.42		7.58	7.62	7.48	7.62		7.82	7.6	7.7
Cond. (umho/cm)		660	1000	1500	1600	620		600	882	797	816		871	865	852
TDS															
MAJOR IONS mg/l:															
Alk-CaCO3		50.7	141	144		113	107	101	100	94	98	120	100	103	102
Bicarbonate (HCO3)		3.3	172	175		138	131	123	121	115	119	146	122	125	124
Calcium (Ca)		65.6	386	459		194	180	140	148	140	141	257	145	151	150
Carbonate (CO3)		35.1	-1	-1		-1	-1	-1	-1	-1	-1	-1	-1	-1	-1
Chloride (Cl)		10.2	63	56		29	25	20	21	19	19	37	20	21	20
Fluoride (F)		0.2	0.1	-0.1		0.1	0.1	0.2	0.2	0.1	0.1	0.2	0.3	0.2	0.1
Magnesium (Mg)		7.4	59.3	74.3		14.9	13	9.8	11.9	9.6	10.4	27.4	11.6	11.2	11.2
Nitrate-N (NO3)		2.42	0.76	0.1		-0.1	-0.1	-0.1	-0.1	-0.1	-0.1	-0.1	-0.1	-0.1	-0.1
Potassium (K)		27	6.8	6.1		3.6	3.7	3	3.7	3.1	3.2	7.8	3.4	3.4	3.5
Silica (SiO2)		7.4	11	9		14	14	14	14	14	14	13	14	14	14
Sodium (Na)		62.4	95.9	99.3		49.3	46.3	45.2	44.5	43.7	43.2	60.4	45	45.5	47.1
Sulfate (SO4)		246	1100	1250		193	439	359	368	347	339	705	361	375	372
NON-METALS:															
Cyanide (CN)		-0.005	-0.005	-0.005		-0.005	-0.005	-0.005	-0.005	-0.005	-0.005	-0.005	-0.005	-0.005	-0.005
PHYSICAL PROPERTIES:															
Cond (umho/cm)		848	1640	2460		1220	1110	885	935	941	956	1640	947	936	948
pH	GPS (6.8)	11.3	7	7.69		7.96	8.06	8.18	7.95	7.78	7.85	7.71	7.84	7.78	7.93
TDS @ 180°C.	GPS (500)	470	1880	2210		886	756	624	650	598	648	1210	670	654	644
METALS-DISSOLVED mg/l:															
Aluminum (Al)	GPS (1.8)	-0.1	-0.1	-0.1		-0.1	-0.1	-0.1	-0.1	-0.1	-0.1	-0.1	-0.1	-0.1	-0.1
Arsenic (As)	GPS (.05)	0.002	0.001	0.002		-0.001	-0.001	-0.001	-0.001	-0.001	-0.001	-0.001	-0.001	-0.001	-0.001
Barium (Ba)		-0.1	-0.1	-0.1		-0.1	-0.1	-0.1	-0.1	-0.1	-0.1	-0.1	-0.1	-0.1	-0.1
Beryllium (Be)	GPS (.01)	-0.01	-0.01	-0.01		-0.01	-0.01	-0.01	-0.01	-0.01	-0.01	-0.01	-0.01	-0.01	-0.01
Boron (B)		-0.1	-0.1	-0.1		-0.1	-0.1	-0.1	-0.1	-0.1	-0.1	-0.1	-0.1	-0.1	-0.1
Cadmium (Cd)	GPS (.01)	-0.005	-0.005	-0.005		-0.005	-0.005	-0.005	-0.005	-0.005	-0.005	-0.005	-0.005	-0.005	-0.005
Chromium (Cr)	GPS (.05)	0.06	-0.01	-0.01		-0.01	-0.01	-0.01	-0.01	-0.01	-0.01	-0.01	-0.01	-0.01	-0.01
Cobalt (Co)		-0.001	0.001	0.002		-0.001	-0.001	-0.001	-0.001	-0.001	-0.001	-0.001	-0.001	-0.001	-0.001
Copper (Cu)		-0.01	-0.01	-0.01		-0.01	-0.01	-0.01	-0.01	-0.01	-0.01	-0.01	-0.01	-0.01	-0.01
Iron (Fe)	GPS (0.6)	-0.05	-0.05	0.05		-0.05	0.18	-0.05	-0.05	-0.05	-0.05	1.07	-0.05	0.06	0.05
Lead (Pb)		-0.01	-0.01	-0.01		-0.01	-0.01	-0.01	-0.01	-0.01	-0.01	-0.01	-0.01	-0.01	-0.01
Manganese (Mn)	GPS (0.2)	-0.01	0.2	0.27		0.12	0.11	0.08	0.1	0.09	0.1	0.45	0.1	0.1	0.09
Mercury (Hg)		0.0006	-0.0002	-0.0002		-0.0002	-0.0002	-0.0002	-0.0002	-0.0002	-0.0002	-0.0002	-0.0002	-0.0002	-0.0002
Molybdenum (Mo)		0.01	-0.01	-0.01		-0.01	-0.01	-0.01	-0.01	-0.01	-0.01	-0.01	-0.01	-0.01	-0.01
Nickel (Ni)	GPS (.01)	-0.01	-0.01	-0.01		-0.01	-0.01	-0.01	-0.01	-0.01	-0.01	-0.01	-0.01	-0.01	-0.01
Selenium (Se)	GPS (.01)	0.055	0.03	0.004		-0.001	-0.001	0..1	-0.001	-0.001	-0.001	-0.001	-0.001	-0.001	-0.001
Silver (Ag)		-0.01	-0.01	-0.01		-0.01	-0.01	-0.01	-0.01	-0.01	-0.01	-0.01	-0.01	-0.01	-0.01
Thallium (Tl)		-0.01	-0.01	-0.01		-0.01	-0.01	-0.01	-0.01	-0.01	-0.01	-0.01	-0.01	-0.01	-0.01
Vanadium (V2O5)		-0.1	-0.1	-0.1		-0.1	-0.1	-0.1		-0.1	-0.1	-0.1	-0.1	-0.1	-0.1
Zinc (ZN)		-0.01	-0.01	-0.01		-0.01	-0.01	-0.01	-0.01	-0.01	-0.01	-0.01	-0.01	-0.01	-0.01
RADIOMETRIC pCi/l:															
Uranium, natural	GPS (36)	66.3	398	548		28.7	15.9	11.7	24.6	13.1	19.2	216	37.5	21.2	29
Radium 226		0.9	5.7	5.5		3.6	4	1.1	2.2	4.1	2.1	5.7	2.1	2.3	2.4
Radium Precision +/-		0.4	0.8	0.8		0.7	0.8	0.9	0.5	0.7	0.6	0.8	0.5	0.5	0.6
Radium 228		-1	8.4	12.7		5.9	7.5	3.6	12.4	5.1	8.4	15.4	5	5.1	7
Radium Precision +/-			1.5	1.6		1	1.4	0.9	1.2	0.9	1.2	1.2	1	0.9	1.2
Comb. Ra226/228	GPS (5.8)	0.9	14.1	18.2		9.5	11.5	4.7	14.6	9.2	10.5	21.1	7.1	7.4	9.4
Thorium 230	GPS (7.0)	-0.2	-0.2	-0.2		-0.2	-0.2	-0.2	-0.2	-0.2	-0.2	-0.2	-0.2	-0.2	-0.2
Thorium Precision +/-															
Lead (Pb210)	GPS (8.9)	37	-1	-1		-1	-1	-1	-1	-1	-1	-1	-1	-1	-1
Lead Precision +/-		5.7													
Gross Alpha	GPS (15)	1.1	4.3	9.8		7.9	3.7	2.7	2.1	2.1	2.3	11.8	3	5.7	2.8
Gross Alpha Precision +/-		1	1.2	1.1		1.9	1.3	1.2	0.9	0.5	0.5	1.4	0.6	0.9	0.7
QUALITY ASSURANCE DATA:															
TDS A/C Balance (dec. %)		1.02	1.04	1.08		1.02	0.96	1	0.97	0.94	1.03	1.03	1.02	0.96	0.95
ORGANICS mg/L:															
Diesel Range Organics (DRO)	GPS 10 (3)	ND			ND	ND	ND	ND	ND	ND	ND	ND	ND	ND	ND
Gasoline Range Organics (GRO)	GPS 10 (3)	ND			ND	ND	ND	ND	ND	ND	ND	ND	ND	ND	ND
VOLATILE ORGANIC COMPOUNDS mg/L:															
Chloromethane	0.12	ND			ND	ND	ND	ND	ND	ND	ND	ND	ND	ND	ND
1,1-Dichloroethane	GPS 3 (2)	ND			0.0021	ND	ND	ND	ND	ND	ND	ND	ND	ND	ND
1,1-Dichloroethene	GPS 0.007 (1)	ND			ND	ND	ND	ND	ND	ND	ND	ND	ND	ND	ND
Naphthalene	GPS 1.3 (2)	ND			ND	ND	ND	ND	ND	ND	ND	ND	ND	ND	ND
Toluene	GPS 1 (1)	ND			ND	ND	ND	ND	ND	ND	ND	ND	ND	ND	ND
1,1,1-Trichloroethane	GPS 0.20 (1)	ND			0.0034	ND	ND	ND	ND	ND	ND	ND	ND	ND	ND
1,2,4-Trimethylbenzene	GPS 0.012 (4)	ND			ND	ND	ND	ND	ND	ND	ND	ND	ND	ND	ND
1,3,5-Trimethylbenzene	GPS 0.012 (4)	ND			ND	ND	ND	ND	ND	ND	ND	ND	ND	ND	ND
m+p Xylenes	GPS 10 (1)	ND			ND	ND	ND	ND	ND	ND	ND	ND	ND	ND	ND

(1) - EPA MCL
(2) - WY Drinking Water Equivalent Level
(3) - WY VRP, Fact Sheet 12
(4) - EPA RBC - Tap Water

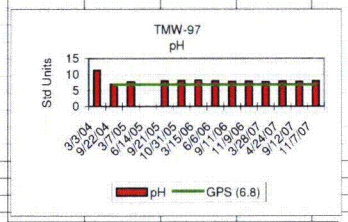

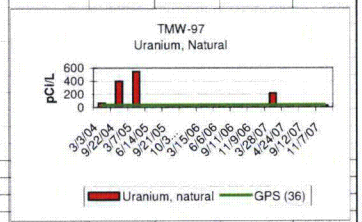

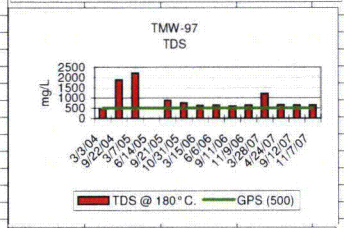

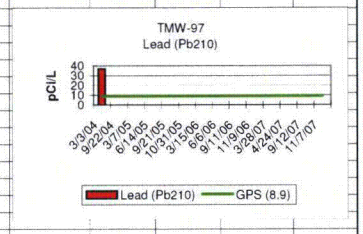

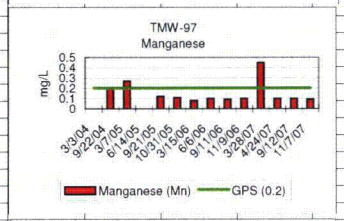

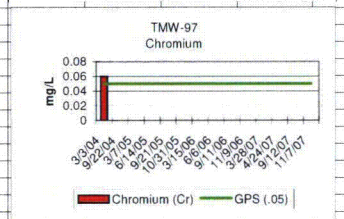

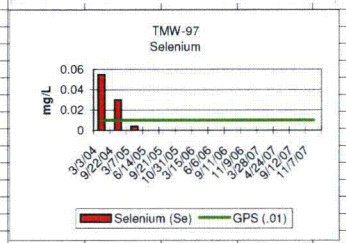

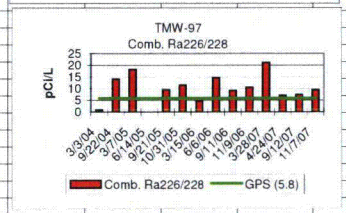

KENNECOTT URANIUM COMPANY

TMW-98

NORTHING: 148699.84 EASTING: 323810.19 ND = Non-detectable	Groundwater Protection Standard (GPS)	2004 2/23/04	9/20/04	2005 3/7/05	6/9/05	9/21/05	12/20/05	2006 3/7/06	6/6/06	9/12/06	11/19/06	2007 03/07/07	04/24/07	09/12/07	11/19/07
FIELD DATA mg/l:	as of 5/26/05														
Temperature (C)		8	10	10	11	8.9	7.4	10.1	13.7	15.7	8	9.2	9	10.8	10.8
pH (Std. Units)		7.9	6.7	6.8	6.9	7.1	7.26	7.37	7.31	7.36	7.28	7.76	7.43	7.4	7.1
Cond. (umho/cm)		560	1160	1580	1680	850	1110	1250	1533	1531	1387	1072	1593	1623	1649
TDS															
MAJOR IONS mg/l:															
Alk-CaCO3		108	141	135		141	122	128	116	110	107	107	118	121	122
Bicarbonate (HCO3)		132	172	165		173	149	156	142	134	131	131	145	147	148
Calcium (Ca)		189	546	552		486	344	397	282	297	247	184	311	325	349
Carbonate (CO3)		-1	-1	-1		-1	-1	-1	-1	-1	-1	-1	-1	-1	-1
Chloride (Cl)		36	107	86		78	49	51	48	47	44	29	45	44	49
Fluoride (F)		0.2	-0.1	-0.1		-0.1	0.1	0.1	0.2	-0.1	0.1	0.1	0.2	0.1	-0.1
Magnesium (Mg)		16.2	45.1	47.4		42.1	31.9	36	26.2	24.7	20	14.5	25	30.2	32.5
Nitrate-N (NO3)		-0.1	-0.1	-0.1		-0.1	-0.1	-0.1	-0.1	-0.1	-0.1	-0.1	-0.1	-0.1	-0.1
Potassium (K)		4.9	8.3	7		6	5.1	5.5	5.2	5.1	4.5	4.1	4.9	5.1	5.8
Silica (SiO2)		10.7	14	15		14	14	13	14	12.7	13	13	13	13	12
Sodium (Na)		56.3	89.6	100		88.6	76.4	81.2	65	63	59.5	53.2	62.7	64.2	67.5
Sulfate (SO4)		508	1410	1460		1320	907	1030	760	619	638	473	790	870	944
NON-METALS:															
Cyanide (CN)		-0.005	-0.005	-0.005		-0.005	-0.005	-0.005	-0.005	-0.005	-0.005	-0.005	-0.005	-0.005	-0.005
PHYSICAL PROPERTIES:															
Cond (umho/cm)		1220	2520	2680		2540	1920	2070	1620	1770	1520	1140	1740	1870	1910
pH	GPS (6.8)	7.8	7.17	7.64		7.68	7.77	7.71	7.79	7.77	7.82	7.85	7.66	7.57	7.33
TDS @ 180°C.	GPS (500)	905	2400	2430		2260	1580	1550	1280	1300	1110	798	1420	1450	1520
METALS-DISSOLVED mg/l:															
Aluminum (Al)	GPS (1.8)	-0.1	-0.1	-0.1		-0.1	-0.1	-0.1	-0.1	-0.1	-0.1	-0.1	-0.1	-0.1	-0.1
Arsenic (As)	GPS (.05)	0.002	0.002	0.002		-0.001	-0.001	-0.001	-0.001	-0.001	-0.001	-0.001	-0.001	0.001	0.001
Barium (Ba)		-0.1	-0.1	-0.1		-0.1	-0.1	-0.1	-0.1	-0.1	-0.1	-0.1	-0.1	-0.1	-0.1
Beryllium (Be)	GPS (.01)	-0.01	-0.01	-0.01		-0.01	-0.01	-0.01	-0.01	-0.01	-0.01	-0.01	-0.01	-0.01	-0.01
Boron (B)		-0.1	-0.1	-0.1		-0.1	-0.1	-0.1	-0.1	-0.1	-0.1	-0.1	-0.1	-0.1	-0.1
Cadmium (Cd)	GPS (.01)	-0.005	-0.005	-0.005		-0.005	-0.005	-0.005	-0.005	-0.005	-0.005	-0.005	-0.005	-0.005	-0.005
Chromium (Cr)	GPS (.05)	-0.01	-0.01	-0.01		-0.01	-0.01	-0.01	-0.01	-0.01	-0.01	-0.01	-0.01	-0.01	-0.01
Cobalt (Co)		0.002	0.001	0.001		-0.001	-0.001	0.001	-0.001	-0.001	-0.001	-0.001	-0.001	-0.001	-0.001
Copper (Cu)		-0.01	-0.01	-0.01		-0.01	-0.01	-0.01	-0.01	-0.01	-0.01	-0.01	-0.01	-0.01	-0.01
Iron (Fe)	GPS (0.6)	-0.05	0.75	0.82		-0.05	0.26	0.23	-0.05	-0.05	-0.05	0.15	0.08	0.08	0.08
Lead (Pb)		-0.01	-0.01	-0.01		-0.01	-0.01	-0.01	-0.01	-0.01	-0.01	-0.01	-0.01	-0.01	-0.01
Manganese (Mn)	GPS (0.2)	0.11	0.38	0.36		0.32	0.24	0.29	0.2	0.21	0.16	0.1	0.2	0.24	0.28
Mercury (Hg)		-0.0002	-0.0002	-0.0002		-0.0002	-0.0002	-0.0002	-0.0002	-0.0002	-0.0002	-0.0002	-0.0002	-0.0002	-0.0002
Molybdenum (Mo)		-0.01	-0.01	-0.01		-0.01	-0.01	-0.01	-0.01	-0.01	-0.01	-0.01	-0.01	-0.01	-0.01
Nickel (Ni)	GPS (.01)	-0.01	-0.01	0.01		-0.01	-0.01	-0.01	-0.01	-0.01	-0.01	-0.01	-0.01	-0.01	-0.01
Selenium (Se)	GPS (.01)	0.003	0.003	0.002		0.002	-0.001	0.003	-0.001	-0.001	-0.001	-0.001	-0.001	-0.001	0.002
Silver (Ag)		-0.01	-0.01	-0.01		-0.01	-0.01	-0.01	-0.01	-0.01	-0.01	-0.01	-0.01	-0.01	-0.01
Thallium (Tl)		-0.01	-0.01	-0.01		-0.01	-0.01	-0.01	-0.01	-0.01	-0.01	-0.01	-0.01	-0.01	-0.01
Vanadium (V2O5)		-0.1	-0.1	-0.1		-0.1	-0.1	-0.1	-0.1	-0.1	-0.1	-0.1	-0.1	-0.1	-0.1
Zinc (ZN)		-0.01	0.01	-0.01		-0.01	-0.01	-0.01	-0.01	-0.01	-0.01	-0.01	-0.01	0.01	0.01
RADIOMETRIC pCi/l:															
Uranium, natural	GPS (36)	118	35.4	40		31.9	24.9	37.9	20.1	22.5	15	10.9	31	37.4	38.3
Radium 226		2.6	8.1	6.1		5.7	2.6	3.1	1.7	2.3	2.2	2.1	2.7	3.2	3.1
Radium Precision +/-		0.5	0.9	0.8		0.9	0.6	0.7	0.5	0.5	0.7	0.5	0.6	0.6	0.6
Radium 228		-1	11.7	12.7		10.8	8.2	7.9	6.1	5.3	5.3	5.3	5.6	5.9	8
Radium Precision +/-			1.7	1.6		1.1	1.2	1	1.1	0.9	1	1.1	1	0.9	1.1
Comb. Ra226/228	GPS (5.8)	2.6	19.8	18.8		16.5	10.8	11	7.8	7.6	7.5	7.4	8.3	9.1	11.1
Thorium 230	GPS (7.0)	-0.2	-0.2	-0.2		0.9	-0.2	-0.2	-0.2	-0.2	-0.2	-0.2	-0.2	-0.2	-0.2
Thorium Precision +/-						0.6									
Lead (Pb210)	GPS (8.9)	-1	-1	-1		-1	-1	-1	-1	-1	-1	-1	-1	-1	5.6
Lead Precision +/-															1.8
Gross Alpha	GPS (15)	2.9	5.3	11.2		8.7	6.5	6.4	3.6	2.1	2.6	3.2	4.2	5.9	3.1
Gross Alpha Precision +/-		1.2	1.3	1.2		2	1.3	1.6	1.1	0.5	0.7	0.6	0.7	0.9	0.7
QUALITY ASSURANCE DATA:															
TDS A/C Balance (dec. %)		1.03	1.04	1.04		1.07	1.05	0.92	1.01	1.03	1.02	0.96	1.08	1.02	0.99
ORGANICS mg/L:															
Diesel Range Organics (DRO)	GPS 10 (3)	ND			ND	ND	ND	ND	ND	ND	ND	ND	ND	ND	ND
Gasoline Range Organics (GRO)	GPS 10 (3)	ND			ND	ND	ND	ND	ND	ND	ND	ND	ND	ND	ND
VOLATILE ORGANIC COMPOUNDS mg/L:															
Chloromethane	0.12	ND			ND	ND	0.01	ND	ND	ND	ND	ND	ND	ND	ND
1,1-Dichloroethane	GPS 3 (2)	ND			ND	ND	ND	ND	ND	ND	ND	ND	ND	ND	ND
1,1-Dichloroethene	GPS 0.007 (1)	ND			ND	ND	ND	ND	ND	ND	ND	ND	ND	ND	ND
Naphthalene	GPS 1.3 (2)	ND			ND	ND	ND	ND	ND	ND	ND	ND	ND	ND	ND
Toluene	GPS 1 (1)	ND			ND	ND	ND	ND	ND	ND	ND	ND	ND	ND	ND
1,1,1-Trichloroethane	GPS 0.20 (1)	ND			ND	ND	ND	ND	ND	ND	ND	ND	ND	ND	ND
1,2,4-Trimethylbenzene	GPS 0.012 (4)	ND			ND	ND	ND	ND	ND	ND	ND	ND	ND	ND	ND
1,3,5-Trimethylbenzene	GPS 0.012 (4)	ND			ND	ND	ND	ND	ND	ND	ND	ND	ND	ND	ND
m+p Xylenes	GPS 10 (1)	ND			ND	ND	ND	ND	ND	ND	ND	ND	ND	ND	ND

(1) - EPA MCL
(2) - WY Drinking Water Equivalent Level
(3) - WY VRP, Fact Sheet 12
(4) - EPA RBC - Tap Water
(LAB: Energy Labs Inc. unless noted.)

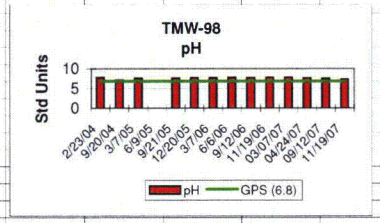

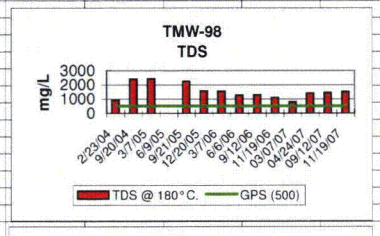

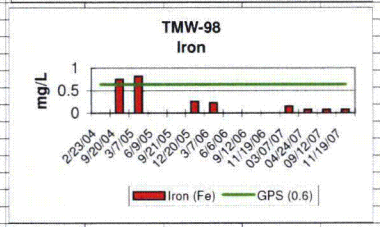

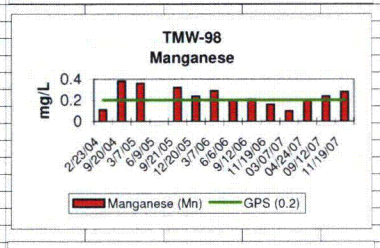

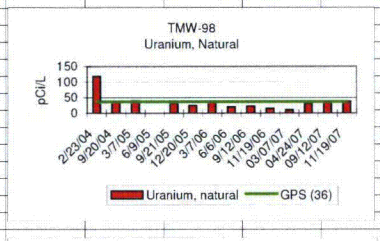

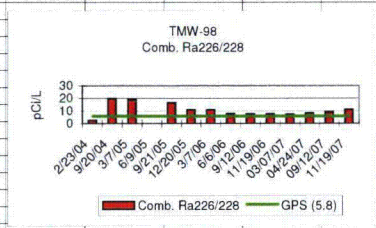

KENNECOTT URANIUM COMPANY

TMW-99

NORTHING: 148707.32 EASTING: 323898.85 ND = Non-detectable	Groundwater Protection Standard (GPS)	2004 02/23/04	09/20/04	2005 3/7/2005	6/9/2005	9/21/2005	12/21/05	2006 03/07/06	06/05/06	09/11/06	11/19/06	2007 03/07/07	04/24/07	09/12/07	11/19/07
FIELD DATA mg/l:															
Temperature (C)	as of 5/26/05	8	13	10	10	8.6	9.3	9.3	16	11.9	8.4	9.2	9.1	11.8	10.7
pH (Std. Units)		7.5	6.8	6.6	6.5	6.91	7.06	7.24	7.3	6.97	6.97	7.49	7.33	7.1	7.1
Cond. (umho/cm)		960	1100	1420	1820	1140	1260	1280	2570	1947	1916	1127	1807	253	1963
TDS															
MAJOR IONS mg/l:															
Alk-CaCO3		111	139	132		146	132	135	130	122	120	104	120	137	129
Bicarbonate (HCO3)		135	169	161		178	162	165	159	149	146	127	146	167	157
Calcium (Ca)		230	486	513		469	367	400	451	392	358	192	344	427	414
Carbonate (CO3)		-1	-1	-1		-1	-1	-1	-1	-1	-1	-1	-1	-1	-1
Chloride (Cl)		17.6	60	60		73	51	45	53	41	36	20	35	40	42
Fluoride (F)		0.2	0.1	-0.1		-0.1	0.1	0.1	0.1	-0.1	0.1	0.2	0.2	0.1	0.1
Magnesium (Mg)		27.7	43.7	53.2		61.2	42.6	47.3	54	45.3	42.1	23.4	41.5	51.7	50.3
Nitrate-N (NO3)		0.1	-0.1	-0.1		-0.1	-0.1	-0.1	-0.1	-0.1	-0.1	-0.1	-0.1	-0.1	-0.1
Potassium (K)		10.2	6.9	6.6		6.6	5.7	5.3	6.3	5.2	5.2	3.9	5.1	5.3	6
Silica (SiO2)		9.9	15	15		13	13	13	13	13	12	12	12	12	13
Sodium (Na)		78.6	85.8	98.8		101	81.5	84.4	89.8	82.4	76.8	51.8	73.4	82.4	86.4
Sulfate (SO4)		732	1240	1390		1320	1100	1100	1240	1100	1010	543	937	1210	1210
NON-METALS:															
Cyanide (CN)		-0.005	-0.005	-0.005		-0.005	-0.005	-0.005	-0.005	-0.005	-0.005	-0.005	-0.005	-0.005	-0.005
PHYSICAL PROPERTIES:															
Cond (umho/cm)		1580	2390	2570		2820	2250	2150	2380	2270	2090	1210	1970	2540	2290
pH	GPS (6.8)	7.55	6.92	7.22		7.21	7.84	7.29	7.43	7.22	7.27	7.64	7.23	7.18	7.1
TDS @ 180°C.	GPS (500)	1190	2180	2350		2600	1950	1830	2080	1780	1680	876	1660	2160	1850
METALS-DISSOLVED mg/l:															
Aluminum (Al)	GPS (1.8)	-0.1	-0.1	-0.1		-0.1	-0.1	-0.1	-0.1	-0.1	-0.1	-0.1	-0.1	-0.1	-0.1
Arsenic (As)	GPS (.05)	-0.001	0.004	0.003		-0.001	0.001	0.001	-0.001	-0.001	0.001	0.002	0.0002	0.002	0.002
Barium (Ba)		-0.1	-0.1	-0.1		-0.1	-0.1	-0.1	-0.1	-0.1	-0.1	-0.1	-0.1	-0.1	-0.1
Beryllium (Be)	GPS (.01)	-0.01	-0.01	-0.01		-0.01	-0.01	-0.01	-0.01	-0.01	-0.01	-0.01	-0.01	-0.01	-0.01
Boron (B)		-0.1	-0.1	-0.1		-0.1	-0.1	-0.1	-0.1	-0.1	-0.1	-0.1	-0.1	-0.1	-0.1
Cadmium (Cd)	GPS (.01)	-0.005	-0.005	-0.005		-0.005	-0.005	-0.005	-0.005	-0.005	-0.005	-0.005	-0.005	-0.005	-0.005
Chromium (Cr)	GPS (.05)	-0.01	-0.01	-0.01		-0.01	-0.01	-0.01	-0.01	-0.01	-0.01	-0.01	-0.01	-0.01	-0.01
Cobalt (Co)		0.024	0.028	0.041		0.045	0.034	0.043	0.04	0.04	0.035	0.013	0.039	0.044	0.042
Copper (Cu)		-0.01	-0.01	-0.01		-0.01	-0.01	-0.01	-0.01	-0.01	-0.01	-0.01	-0.01	-0.01	-0.01
Iron (Fe)	GPS (0.6)	1.43	6.56	11.2		2.43	8.78	7.34	3.05	5.74	3.38	1.5	4.97	6.48	5.99
Lead (Pb)		-0.01	-0.01	-0.01		-0.01	-0.01	-0.01	-0.01	-0.01	-0.01	-0.01	-0.01	-0.01	-0.01
Manganese (Mn)	GPS (0.2)	0.38	0.54	0.65		0.84	0.64	0.63	0.7	0.63	0.56	0.28	0.53	0.64	0.59
Mercury (Hg)		-0.0002	-0.0002	-0.0002		-0.0002	-0.0002	-0.0002	-0.0002	-0.0002	-0.0002	-0.0002	-0.0002	-0.0002	-0.0002
Molybdenum (Mo)		-0.01	-0.01	-0.01		-0.01	-0.01	-0.01	-0.01	-0.01	-0.01	-0.01	-0.01	-0.01	-0.01
Nickel (Ni)	GPS (.01)	0.04	0.03	0.05		0.06	0.04	0.05	0.06	0.05	0.05	0.02	0.05	0.06	0.06
Selenium (Se)	GPS (.01)	0.001	0.002	0.003		0.002	-0.001	0.003	-0.001	-0.001	0.002	-0.001	-0.001	0.001	0.001
Silver (Ag)		-0.01	-0.01	-0.01		-0.01	-0.01	-0.01	-0.01	-0.01	-0.01	-0.01	-0.01	-0.01	-0.01
Thallium (Tl)		-0.01	-0.01	-0.01		-0.01	-0.01	-0.01	-0.01	-0.01	-0.01	-0.01	-0.01	-0.01	-0.01
Vanadium (V2O5)		-0.1	-0.1	-0.1		-0.1	-0.1	-0.1	-0.1	-0.1	-0.1	-0.1	-0.1	-0.1	-0.1
Zinc (ZN)		0.01	0.02	-0.01		-0.01	-0.01	-0.01	-0.01	-0.01	-0.01	-0.01	-0.01	-0.01	-0.01
RADIOMETRIC pCi/l:															
Uranium, natural	GPS (36)	138	28.6	38.5		53.8	56.4	62	73.7	82.1	85.7	87.7	133	78	85.4
Radium 226		3.8	7.3	6.8		5.6	3.3	2.8	2.1	2.7	3.3	2.5	3.9	4.2	3.5
Radium Precision +/-		0.6	0.8	0.9		0.9	0.7	0.7	0.5	0.5	0.8	0.6	0.7	0.6	0.6
Radium 228		-1	11.1	12		9.8	10	10.2	9.9	6.6	8.2	6.9	6	5.8	15.8
Radium Precision +/-			1.7	1.6		1.1	1.3	1.1	1.2	1	1.1	1.2	1	0.9	1.3
Comb. Ra226/228	GPS (5.8)	3.8	18.4	18.8		15.4	13.3	13	12	9.3	11.5	9.4	9.9	10	19.3
Thorium 230	GPS (7.0)	-0.2	-0.2	-0.2		-0.2	-0.2	-0.2	-0.2	-0.2	-0.2	-0.2	-0.2	-0.2	-0.2
Thorium Precision +/-															
Lead (Pb210)	GPS (8.9)	-1	-1	-1		-1	-1	-1	-1	-1	-1	-1	-1	-1	-1
Lead Precision +/-															
Gross Alpha	GPS (15)	6.1	5.4	10.3		11.8	4.5	4.9	2.8	3.4	2.6	2.7	5.3	16.7	3.5
Gross Alpha Precision +/-		1.4	1.3	1.2		2.2	1.3	1.4	1	0.6	0.7	0.6	0.7	1.4	0.8
QUALITY ASSURANCE DATA:															
TDS A/C Balance (dec. %)		1.03	1.07	1.06		1.2	1.12	1.03	1.05	1.02	1.04	0.96	1.09	1.13	0.97
ORGANICS mg/L:															
Diesel Range Organics (DRO)	GPS 10 (3)	ND			ND	ND	ND	ND	ND	ND	ND	ND	ND	ND	ND
Gasoline Range Organics (GRO)	GPS 10 (3)	ND			ND	ND	ND	ND	ND	ND	ND	ND	ND	ND	ND
VOLATILE ORGANIC COMPOUNDS mg/L:															
Chloromethane	0.12	ND			ND	ND	0.0088	ND	ND	ND	ND	ND	ND	ND	ND
1,1-Dichloroethane	GPS 3 (2)	ND			0.0031	0.003	0.0022	0.0025	0.0022	0.0021	0.0022	ND	0.003	0.0025	0.0022
1,1-Dichloroethene	GPS 0.007 (1)	ND			ND	ND	ND	ND	ND	ND	ND	ND	ND	ND	ND
Naphthalene	GPS 1.3 (2)	ND			ND	ND	ND	ND	ND	ND	ND	ND	ND	ND	ND
Toluene	GPS 1 (1)	ND			ND	ND	ND	ND	ND	ND	ND	ND	ND	ND	ND
1,1,1-Trichloroethane	GPS 0.20 (1)	ND			ND	ND	ND	ND	ND	ND	ND	ND	ND	ND	ND
1,2,4-Trimethylbenzene	GPS 0.012 (4)	ND			ND	ND	ND	ND	ND	ND	ND	ND	ND	ND	ND
1,3,5-Trimethylbenzene	GPS 0.012 (4)	ND			ND	ND	ND	ND	ND	ND	ND	ND	ND	ND	ND
m+p Xylenes	GPS 10 (1)	ND			ND	ND	ND	ND	ND	ND	ND	ND	ND	ND	ND

(1) - EPA MCL
(2) - WY Drinking Water Equivalent Level
(3) - WY VRP, Fact Sheet 12
(4) - EPA RBC - Tap Water
(LAB: Energy Labs Inc. unless noted.)

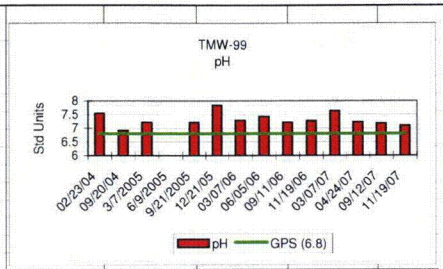

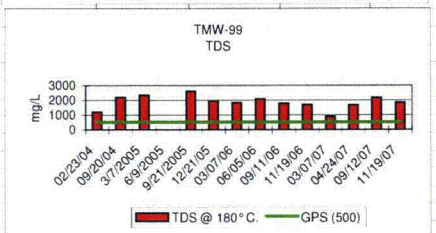

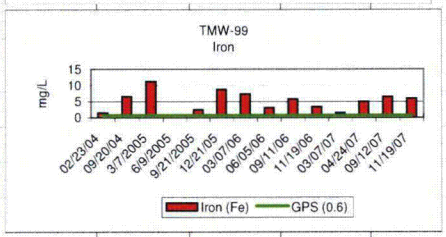

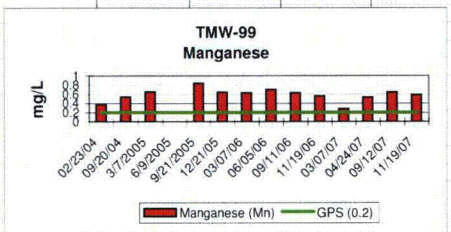

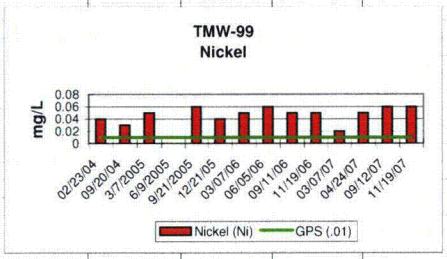

KENNECOTT URANIUM COMPANY
TMW-99
NORTHING: 148707.32 EASTING: 323898.85
ND = Non-detectable

FIELD DATA mg/l:
Temperature (C)
pH (Std. Units)
Cond. (umho/cm)
TDS

MAJOR IONS mg/l:
Alk-CaCO3
Bicarbonate (HCO3)
Calcium (Ca)
Carbonate (CO3)
Chloride (Cl)
Fluoride (F)
Magnesium (Mg)
Nitrate-N (NO3)
Potassium (K)
Silica (SiO2)
Sodium (Na)
Sulfate (SO4)

NON-METALS:
Cyanide (CN)

PHYSICAL PROPERTIES:
Cond (umho/cm)
pH
TDS @ 180° C.

METALS-DISSOLVED mg/l:
Aluminum (Al)
Arsenic (As)
Barium (Ba)
Beryllium (Be)
Boron (B)
Cadmium (Cd)
Chromium (Cr)
Cobalt (Co)
Copper (Cu)
Iron (Fe)
Lead (Pb)
Manganese (Mn)
Mercury (Hg)
Molybdenum (Mo)
Nickel (Ni)
Selenium (Se)
Silver (Ag)
Thallium (Tl)
Vanadium (V2O5)
Zinc (ZN)

RADIOMETRIC pCi/l:
Uranium, natural
Radium 226
Radium Precision +/-
Radium 228
Radium Precision +/-
Comb. Ra226/228
Thorium 230
Thorium Precision +/-
Lead (Pb210)
Lead Precision +/-
Gross Alpha
Gross Alpha Precision +/-

QUALITY ASSURANCE DATA:
TDS A/C Balance (dec. %)

ORGANICS mg/L:
Diesel Range Organics (DRO)
Gasoline Range Organics (GRO)

VOLATILE ORGANIC COMPOUNDS
Chloromethane
1,1-Dichloroethane
1,1-Dichloroethene
Naphthalene
Toluene
1,1,1-Trichloroethane
1,2,4-Trimethylbenzene
1,3,5-Trimethylbenzene
m+p Xylenes
(1) - EPA MCL
(2) - WY Drinking Water Equivalent
(3) - WY VRP, Fact Sheet 12
(4) - EPA RBC - Tap Water
(LAB: Energy Labs Inc. unless noted.)

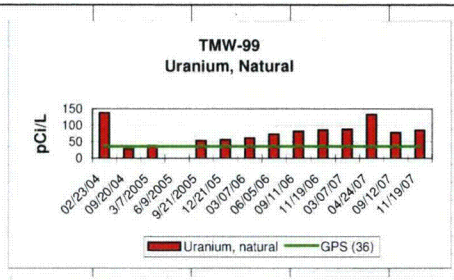

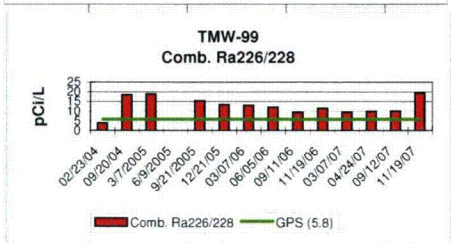

KENNECOTT URANIUM COMPANY

TMW-100

NORTHING: 148799.77 EASTING: 324004.42

ND = Non-detectable

	Groundwater Protection Standard (GPS)	02/17/04	08/03/04	02/03/05	06/14/05	08/08/05	12/13/05	2006 02/13/06	04/06/06	08/01/06	2007 02/07/07	05/09/07	09/10/07	11/13/07
FIELD DATA mg/l:														
Temperature (C)	as of 5/26/05	8	13	9	12	12	9.8	9.5	9.5	11.3	10	10.6	11	10.3
pH (Std. Units)		7.8	8.8	6.9	7.2	8.2	7.48	7.31	7.81	7.42	7.66	7.51	7.6	7.6
Cond. (umho/cm)		400	800	1760	1120	850	850	970	930	1356	1316	1692	1516	1616
TDS														
MAJOR IONS mg/l:														
Alk-CaCO3		19.8	45	69		71	95	95	100	91	92	92	98	99
Bicarbonate (HCO3)		21.5	55	84		87	116	116	122	111	112	112	120	120
Calcium (Ca)		45.1	274	351		383	235	232	243	234	249	370	294	306
Carbonate (CO3)		1.6	ND	ND		ND	ND	-1	-1	-1	ND	ND	ND	-1
Chloride (Cl)		6.4	32	36		41	21	20	24	26	25	33	26	29
Fluoride (F)		0.2	0.1	0.1		0.2	0.2	0.2	0.2	0.1	0.2	0.2	0.2	0.1
Magnesium (Mg)		4.9	24.8	32.8		37.7	23	21.9	22.9	23.9	23.4	33.4	30.5	28.3
Nitrate-N (NO3)		-0.1	ND	ND		ND	ND	-0.1	-0.1	-0.1	ND	ND	ND	-0.1
Potassium (K)		4.2	5.5	5.4		5.7	3.8	3.7	4	4.4	4.5	4.9	4.8	5.2
Silica (SiO2)		10.9	8	10		10	11	11	11	12	11	10	11	11
Sodium (Na)		47.2	64.9	68.3		68.8	57	56.8	55.6	60.6	57.5	66.2	62.1	60.2
Sulfate (SO4)		197	745	930		1030	656	621	676	643	708	964	873	865
NON-METALS:														
Cyanide (CN)		-0.005	-0.005	-0.005		-0.005	-0.005	-0.005	-0.005	-0.005	-0.005	-0.005	-0.005	-0.005
PHYSICAL PROPERTIES:														
Cond (umho/cm)		520	1520	1870		2010	1370	1400	1410	1410	1420	1950	1720	1930
pH	GPS (6.8)	9.12	7.67	7.78		7.86	8.11	8.16	8.14	7.96	7.87	6.98	7.72	7.81
TDS @ 180°C.	GPS (500)	313	1380	1540		1700	1080	1100	1100	1060	1100	1610	1330	1470
METALS-DISSOLVED mg/l:														
Aluminum (Al)	GPS (1.8)	-0.1	ND	ND		ND	ND	ND	ND	ND	ND	ND	ND	ND
Arsenic (As)	GPS (.05)	0.002	0.003	0.003		0.002	0.002	0.002	0.002	0.002	0.003	0.003	0.003	0.003
Barium (Ba)		-0.1	-0.1	-0.1		-0.1	-0.1	-0.1	-0.1	-0.1	-0.1	-0.1	-0.1	-0.1
Beryllium (Be)	GPS (.01)	-0.01	-0.01	-0.01		-0.01	-0.01	-0.01	-0.01	-0.01	-0.01	-0.01	-0.01	-0.01
Boron (B)		-0.1	-0.1	-0.1		-0.1	-0.1	-0.1	-0.1	-0.1	-0.1	-0.1	-0.1	-0.1
Cadmium (Cd)	GPS (.01)	-0.005	-0.005	-0.005		-0.005	-0.005	-0.005	-0.005	-0.005	-0.005	-0.005	-0.005	-0.005
Chromium (Cr)	GPS (.05)	-0.01	-0.01	-0.01		-0.01	-0.01	-0.01	-0.01	-0.01	-0.01	-0.01	-0.01	-0.01
Cobalt (Co)		-0.001	-0.001	-0.001		-0.001	-0.001	-0.001	-0.001	-0.001	-0.001	-0.001	-0.001	-0.001
Copper (Cu)		-0.01	-0.01	-0.01		-0.01	-0.01	-0.01	-0.01	-0.01	-0.01	-0.01	-0.01	-0.01
Iron (Fe)	GPS (0.6)	-0.05	-0.05	-0.05		0.05	-0.05	-0.05	-0.05	-0.05	-0.05	0.07	-0.05	-0.05
Lead (Pb)		-0.01	-0.01	-0.01		-0.01	-0.01	-0.01	-0.01	-0.01	-0.01	-0.01	-0.01	-0.01
Manganese (Mn)	GPS (0.2)	-0.01	0.06	0.15		0.18	0.12	0.13	0.12	0.14	0.13	0.18	0.16	0.15
Mercury (Hg)		0.0015	0.0016	-0.0002		-0.0002	-0.0002	-0.0002	-0.0002	-0.0002	-0.0002	-0.0002	-0.0002	-0.0002
Molybdenum (Mo)		0.01	-0.01	-0.01		-0.01	-0.01	-0.01	-0.01	-0.01	-0.01	-0.01	-0.01	-0.01
Nickel (Ni)	GPS (.01)	-0.01	-0.001	-0.001		-0.001	-0.001	-0.001	-0.001	-0.001	-0.001	-0.001	-0.001	-0.001
Selenium (Se)	GPS (.01)	0.002	0.002	0.002		0.001	-0.001	-0.001	-0.001	-0.001	-0.001	-0.001	-0.001	-0.001
Silver (Ag)		-0.01	-0.01	-0.01		-0.01	-0.01	-0.01	-0.01	-0.01	-0.01	-0.01	-0.01	-0.01
Thallium (Tl)		-0.01	-0.01	-0.01		-0.01	-0.01	-0.01	-0.01	-0.01	-0.01	-0.01	-0.01	-0.01
Vanadium (V2O5)		-0.1	-0.1	-0.1		-0.1	-0.1	-0.1	-0.1	-0.1	-0.1	-0.1	-0.1	-0.1
Zinc (ZN)		-0.01	0.31	-0.01		0.01	-0.01	-0.01	-0.01	-0.01	-0.01	-0.01	-0.01	-0.01
RADIOMETRIC pCi/l:														
Uranium, natural	GPS (36)	19.2	35	43.7		63.2	31.4	29.1	29.3	25.5	20.8	32.7	32.9	36.1
Radium 226		-0.2	4.2	5		5.4	4.2	4.8	2.5	3.5	3.5	5.2	4.1	4.5
Radium Precision +/-			0.7	0.9		0.8	0.8	0.8	0.6	0.7	0.6	0.8	0.6	0.9
Radium 228		-1	2.7	7.1		10	5.3	6	7.7	10.3	5.1	5.7	5.3	22.7
Radium Precision +/-			1	1		1.2	1.3	1.1	0.9	0.9	1.2	1	0.9	1.7
Comb. Ra226/228	GPS (5.8)	0	6.9	12.1		15.4	9.5	10.8	10.2	13.8	8.6	10.9	9.4	27.4
Thorium 230	GPS (7.0)	-0.2	-0.2	-0.2		-0.2	-0.2	-0.2	-0.2	-0.2	-0.2	-0.2	-0.2	-0.2
Thorium Precision +/-														
Lead (Pb210)	GPS (8.9)	-1	-1	-1		-1	-1	-1	-1	-1	-1	-1	-1	-1
Lead Precision +/-														
Gross Alpha	GPS (15)	-1	5.7	7.8		10.3	5.3	2.8	3.6	5.1	3.5	5.8	7	6
Gross Alpha Precision +/-			1.5	1		1.9	1.1	1.3	1	1.3	0.7	0.7	1	1.3
QUALITY ASSURANCE DATA:														
TDS A/C Balance (dec. %)		0.99		1.05		1.08	1.02	1.08	1	1	0.97	1.05	0.98	1.08
ORGANICS mg/L:														
Diesel Range Organics (DRO)	GPS 10 (3)	ND			ND	ND	ND	ND	ND	ND	ND	ND	ND	ND
Gasoline Range Organics (GRO)	GPS 10 (3)	ND			ND	ND	ND	ND	ND	ND	ND	ND	ND	ND
VOLATILE ORGANIC COMPOUNDS mg/L:														
Chloromethane	0.12	ND			ND	ND	0.01		ND	ND	ND	ND	ND	ND
1,1-Dichloroethane	GPS 3 (2)	ND			ND	ND	ND		ND	ND	ND	ND	ND	ND
1,1-Dichloroethene	GPS 0.007 (1)	ND			ND	ND	ND		ND	ND	ND	ND	ND	ND
Naphthalene	GPS 1.3 (2)	ND			ND	ND	ND		ND	ND	ND	ND	ND	ND
Toluene	GPS 1 (1)	ND			ND	ND	ND		ND	ND	ND	ND	ND	ND
1,1,1-Trichloroethane	GPS 0.20 (1)	ND			ND	ND	ND		ND	ND	ND	ND	ND	ND
1,2,4-Trimethylbenzene	GPS 0.012 (4)	ND			ND	ND	ND		ND	ND	ND	ND	ND	ND
1,3,5-Trimethylbenzene	GPS 0.012 (4)	ND			ND	ND	ND		ND	ND	ND	ND	ND	ND
m+p Xylenes	GPS 10 (1)	ND			ND	ND	ND		ND	ND	ND	ND	ND	ND

(1) - EPA MCL

(2) - WY Drinking Water Equivalent Level

(3) - WY VRP, Fact Sheet 12

(4) - EPA RBC - Tap Water

(LAB: Energy Labs Inc. unless noted.)

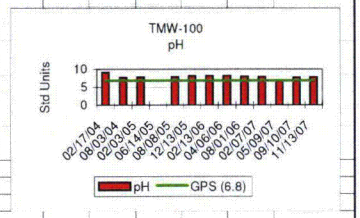

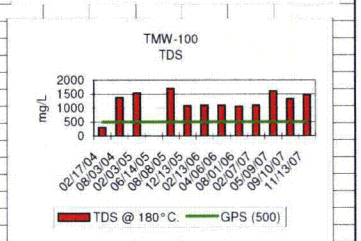

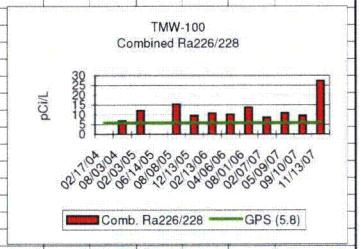

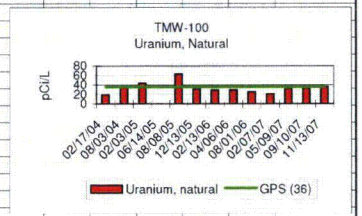

KENNECOTT URANIUM COMPANY

TMW-101

NORTHING: 148,800.10 EASTING: 324,100.06

ND = Non-detectable

	Groundwater Protection Standard (GPS) as of 5/26/05	2004 02/17/04	08/03/04	2005 02/03/05	06/14/05	08/08/05	12/13/05	2006 02/13/06	04/06/06	08/01/06	11/07/06	2007 02/21/07	05/09/07	09/10/07	11/13/07
FIELD DATA mg/l:															
Temperature (C)		8	13	9	10	14	8.9	10.8	9.2	12	11.4	11.7	10.9	11.4	10.4
pH (Std. Units)		9.8	7.4	7.2	7.1	7.8	7.48	7.64	7.54	7.44	7.25	7.41	7.69	7.8	7.7
Cond. (umho/cm)		640	840	1340	1020	800	510	520	530	700	532	335	578	557	553
TDS															
MAJOR IONS mg/l:															
Alk-CaCO3		20.2	81	94		90	95	95	100	92	86	86	90	93	95
Bicarbonate (HCO3)		17.1	99	114		110	116	116	122	112	105	105	110	113	116
Calcium (Ca)		73.9	232	259		283	107	99.8	110	108	72.3	40.1	90.2	84.9	78.1
Carbonate (CO3)		4.5	ND	ND		ND	-1	-1	-1	-1	-1	-1	-1	-1	-1
Chloride (Cl)		9.4	27	30		36	10	11	16	14	8	4	9	9	10
Fluoride (F)		0.5	0.2	0.2		0.2	0.2	0.2	0.2	0.2	0.2	0.4	0.3	0.3	0.2
Magnesium (Mg)		2.5	20.5	23.7		26.4	9.3	8.3	9.3	9.3	6.3	3.4	7.9	7.4	6.3
Nitrate-N (NO3)		-0.1	ND	ND		ND	ND	-0.1	-0.1	ND	-0.1	ND	ND	ND	-0.1
Potassium (K)		7	4.4	4.2		4.4	2.5	6.4	2.7	2.8	2.1	1.4	2.2	2.3	2.5
Silica (SiO2)		20.3	13	13		13	12	12	12	12	11	13	12	12	12
Sodium (Na)		93.7	57.2	60.1		62.2	42.2	39.9	40.3	38.9	33.6	33.6	36.9	36.7	34.3
Sulfate (SO4)		355	602	664		735	277	244	280	245	171	90	206	207	194
NON-METALS:															
Cyanide (CN)		-0.005	ND	ND		ND	-0.005	-0.005	-0.005	-0.005	-0.005	-0.005	-0.005	-0.005	-0.005
PHYSICAL PROPERTIES:															
Cond (umho/cm)		820	1310	1480		1600	750	707	752	718	565	351	651	587	657
pH	GPS (6.8)	9.67	7.54	7.82		7.94	8.24	8.28	8.27	8.08	8.06	8.16	7.92	7.87	8.1
TDS @ 180°C.	GPS (500)	533	1170	1140		1300	518	470	496	458	344	204	422	384	393
METALS-DISSOLVED mg/l:															
Aluminum (Al)	GPS (1.8)	-0.1	ND	ND		ND	-0.1	-0.1	-0.1	-0.1	-0.1	-0.1	-0.1	-0.1	-0.1
Arsenic (As)	GPS (.05)	0.007	ND	ND		ND	-0.001	-0.001	-0.001	-0.001	-0.001	-0.001	-0.001	-0.001	-0.001
Barium (Ba)		-0.1	ND	ND		ND	-0.1	-0.1	-0.1	-0.1	-0.1	-0.1	-0.1	-0.1	-0.1
Beryllium (Be)	GPS (.01)	-0.01	ND	ND		ND	-0.01	-0.01	-0.01	-0.01	-0.01	-0.01	-0.01	-0.01	-0.01
Boron (B)		-0.1	ND	ND		ND	-0.1	-0.1	-0.1	-0.1	-0.1	-0.1	-0.1	-0.1	-0.1
Cadmium (Cd)	GPS (.01)	-0.005	ND	ND		ND	-0.005	-0.005	-0.005	-0.005	-0.005	-0.005	-0.005	-0.005	-0.005
Chromium (Cr)	GPS (.05)	-0.01	ND	ND		ND	-0.01	-0.01	-0.01	-0.01	-0.01	-0.01	-0.01	-0.01	-0.01
Cobalt (Co)		-0.001	ND	ND		ND	-0.001	-0.001	-0.001	-0.001	-0.001	-0.001	-0.001	-0.001	-0.001
Copper (Cu)		-0.01	ND	ND		ND	-0.01	-0.01	-0.01	-0.01	-0.01	-0.01	-0.01	-0.01	-0.01
Iron (Fe)	GPS (0.6)	-0.05	ND	0.11		ND	-0.5	-0.5	-0.5	-0.5	-0.5	-0.5	0.05	-0.5	-0.5
Lead (Pb)		-0.01	ND	ND		ND	-0.01	-0.01	-0.01	-0.01	-0.01	-0.01	-0.01	-0.01	-0.01
Manganese (Mn)	GPS (0.2)	-0.01	0.11	0.14		0.16	0.06	0.06	0.06	0.05	0.04	0.01	0.04	0.03	0.04
Mercury (Hg)		0.004	0.001	ND		ND	-0.0002	-0.0002	-0.0002	-0.0002	-0.0002	-0.0002	-0.0002	-0.0002	-0.0002
Molybdenum (Mo)		0.01	ND	ND		ND	-0.01	-0.01	-0.01	-0.01	-0.01	-0.01	-0.01	-0.01	-0.01
Nickel (Ni)	GPS (.01)	-0.01	ND	ND		ND	-0.01	-0.01	-0.01	-0.01	-0.01	-0.01	-0.01	-0.01	-0.01
Selenium (Se)	GPS (.01)	0.006	0.002	0.001		ND	-0.001	-0.001	-0.001	-0.001	-0.001	-0.001	-0.001	-0.001	-0.001
Silver (Ag)		-0.01	ND	ND		ND	-0.1	-0.1	-0.1	-0.1	-0.1	-0.1	-0.1	-0.1	-0.1
Thallium (Tl)		-0.01	ND	ND		ND	-0.1	-0.1	-0.1	-0.1	-0.1	-0.1	-0.1	-0.1	-0.1
Vanadium (V2O5)		-0.1	ND	ND		ND	-0.1	-0.1	-0.1	-0.1	-0.1	-0.1	-0.1	-0.1	-0.1
Zinc (ZN)		-0.01	0.01	-0.01		0.01	-0.01	-0.01	-0.01	-0.01	-0.01	-0.01	-0.01	-0.01	-0.01
RADIOMETRIC pCi/l:															
Uranium, natural	GPS (36)	27.1	18.4	21.8		22.4	6.1	5.6	7	6.6	4.6	4.2	5.7	5.1	5.2
Radium 226		0.8	2.6	2.4		2.6	1.6	1.7	1.2	1.5	1.8	-0.2	1.5	1.7	1.3
Radium Precision +/-		0.5	0.6	0.6		0.6	0.5	0.5	0.5	0.4	0.8		0.5	0.4	0.5
Radium 228		-1	3	4.3		2.7	3.5	2.6	-1	2.2	2	-1	1.7	-1	8.1
Radium Precision +/-			1	0.9		1	1.3	1		0.7	1.2		0.9		1.5
Comb. Ra226/228	GPS (5.8)	0.8	5.6	6.7		5.3	5.1	4.3	1.2	3.7	3	0	3.2	1.7	9.4
Thorium 230	GPS (7.0)	-0.2	ND	ND		ND	-0.02	-0.02	-0.02	-0.02	-0.02	-0.02	-0.02	-0.02	-0.02
Thorium Precision +/-															
Lead (Pb210)	GPS (8.9)	-1	ND	ND		ND	-1	-1	-1	-1	-1	-1	-1	-1	-1
Lead Precision +/-															
Gross Alpha	GPS (15)	-1	2.7	5.2		4.4	2.5	1.4	1.7	1.8	2.4	1.4	1.6	2.1	1.4
Gross Alpha Precision +/-			1.1	1.6		1.4	0.8	1.1	0.8	0.9	0.7	0.5	0.4	0.7	0.9
QUALITY ASSURANCE DATA:															
TDS A/C Balance (dec. %)		0.96	1.17	1.03		1.08	1	0.98	0.93	0.94	0.97	0.86	1.01	0.93	0.99
ORGANICS mg/L:															
Diesel Range Organics (DRO)	GPS 10 (3)	ND			ND	ND	ND	ND	ND	ND	ND	ND	ND	ND	ND
Gasoline Range Organics (GRO)	GPS 10 (3)	ND			ND	ND	ND	ND	ND	ND	ND	ND	ND	ND	ND
VOLATILE ORGANIC COMPOUNDS mg/L:															
Chloromethane	0.12	ND			ND	ND	0.01	ND	ND	ND	ND	ND	ND	ND	ND
1,1-Dichloroethane	GPS 3 (2)	ND			ND	ND	ND	ND	ND	ND	ND	ND	ND	ND	ND
1,1-Dichloroethene	GPS 0.007 (1)	ND			ND	ND	ND	ND	ND	ND	ND	ND	ND	ND	ND
Naphthalene	GPS 1.3 (2)	ND			ND	ND	ND	ND	ND	ND	ND	ND	ND	ND	ND
Toluene	GPS 1 (1)	ND			ND	ND	ND	ND	ND	ND	ND	ND	ND	ND	ND
1,1,1-Trichloroethane	GPS 0.20 (1)	ND			ND	ND	ND	ND	ND	ND	ND	ND	ND	ND	ND
1,2,4-Trimethylbenzene	GPS 0.012 (4)	ND			ND	ND	ND	ND	ND	ND	ND	ND	ND	ND	ND
1,3,5-Trimethylbenzene	GPS 0.012 (4)	ND			ND	ND	ND	ND	ND	ND	ND	ND	ND	ND	ND
m+p Xylenes	GPS 10 (1)	ND			ND	ND	ND	ND	ND	ND	ND	ND	ND	ND	ND

(1) - EPA MCL

(2) - WY Drinking Water Equivalent Level

(3) - WY VRP, Fact Sheet 12

(4) - EPA RBC - Tap Water

(LAB: Energy Labs Inc. unless noted.)

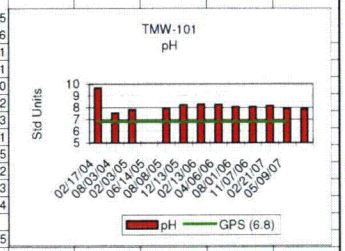

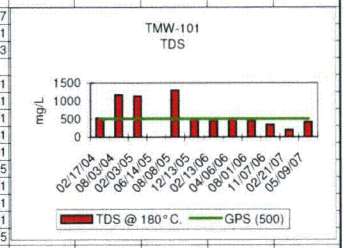

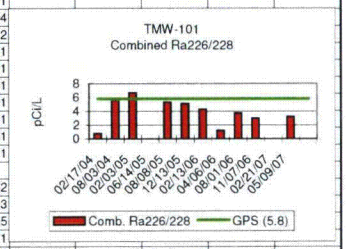

KENNECOTT URANIUM COMPANY

TMW-102

NORTHING: 148,600.02 EASTING: 323,968.63 ND = Non-detectable	Groundwater Protection Standard (GPS)	2005 01/18/05	02/07/05	03/08/05	04/12/05	07/19/05	09/22/05	12/22/05	2006 01/17/06	02/14/06	04/05/06	07/25/06	11/13/06	2007 02/06/07	04/03/07	07/25/07	10/22/07
FIELD DATA mg/l:																	
Temperature (C)	as of 5/26/05	11	10	8	11	13	13.4	8.2	7.1	8.7	11.4	17.7	7.2	9	10.2	15.7	9.8
pH (Std. Units)		12.6	12.5	12.2	12	12.5	5.9	6.45	6.83	7.1	8.33	6.81	8.52	9.85	11.33	10.7	10.6
Cond. (umho/cm)		4000	360	2600	2800	2200	1180	800	520	330	240	2380	833	734	719	606	415
TDS																	
MAJOR IONS mg/l:																	
Alk-CaCO3				794		791	1240	592	235	142	42	274	16	28	82	58	48
Bicarbonate (HCO3)				8		5	1510	723	287	174	50	334	19	28	17	11	18
Calcium (Ca)				297		347	494	220	94.4	56.6	19.6	398	97.3	93.6	98.9	66.5	46.7
Carbonate (CO3)				577		576	-1	-1	-1	-1	-1	-1	-1	4	30	19	15
Chloride (Cl)				5		4	6	5	5	4	6	19	9	10	10	9	6
Fluoride (F)				0.2		0.1	0.1	0.2	-0.1	0.2	0.2	0.3	0.2	0.2	0.2	0.1	0.1
Magnesium (Mg)				-0.5		-0.5	8	1.2	0.9	1	0.6	47.3	10.8	8.4	1.3	ND	0.6
Nitrate-N (NO3)				-0.1		-0.1	-0.1	-0.1	-0.1	-0.1	-0.1	-1	-0.1	N	ND	ND	-0.1
Potassium (K)				42.8		36.2	53.8	22.8	11.1	11.2	12.7	16.5	8.5	9	10.1	7.8	6.1
Silica (SiO2)				2		2	21	33	19	18	26	39	27	29	40	36	28
Sodium (Na)				74.5		65.3	69.3	45.9	38.8	41.2	41.6	73.9	52.8	54.7	51.1	44.5	42
Sulfate (SO4)				1332		211	189	94	94	97	102	1060	353	365	278	188	135
NON-METALS:																	
Cyanide (CN)				-0.005		-0.005	-0.005	-0.005	-0.005	-0.005	-0.005	-0.005	-0.0005	-0.0005	-0.0005	-0.0005	-0.005
PHYSICAL PROPERTIES:																	
Cond (umho/cm)				3820		4040	2360	1230	640	499	348	2180	870	771	756	603	472
pH	GPS (6.8)			12.1		12.3	6.8	7.97	7.48	7.8	8.38	7.11	8.34	9.29	10.6	10.4	10.3
TDS @ 180° C.	GPS (500)			1010		1090	1590	768	412	348	220	1780	602	538	502	424	294
METALS-DISSOLVED mg/l:																	
Aluminum (Al)	GPS (1.8)			-0.1		-0.1	-0.1	-0.1	-0.1	-0.1	-0.1	-0.1	-0.1	ND	ND	0.2	0.2
Arsenic (As)	GPS (.05)			-0.001		-0.001	-0.001	-0.001	-0.001	-0.001	-0.001	-0.001	-0.001	ND	0.001	0.002	-0.001
Barium (Ba)				0.3		0.3	0.2	-0.1	-0.1	-0.1	-0.1	-0.1	-0.1	-0.1	-0.1	-0.1	-0.1
Beryllium (Be)	GPS (.01)			-0.01		-0.01	-0.01	-0.01	-0.01	-0.01	-0.01	-0.01	-0.01	-0.01	-0.01	-0.01	-0.01
Boron (B)				-0.1		-0.1	-0.1	0.1	-0.1	-0.1	-0.1	-0.1	-0.1	-0.1	-0.1	-0.1	-0.1
Cadmium (Cd)	GPS (.01)			-0.005		-0.005	-0.005	-0.005	-0.005	-0.005	-0.005	-0.005	-0.005	-0.005	-0.005	-0.005	-0.005
Chromium (Cr)	GPS (.05)			-0.01		-0.01	-0.01	-0.01	-0.01	-0.01	-0.01	-0.01	-0.01	-0.01	-0.01	-0.01	-0.01
Cobalt (Co)				-0.001		-0.001	0.004	0.001	0.001	-0.001	-0.001	0.084	-0.001	-0.001	-0.001	-0.001	-0.001
Copper (Cu)				-0.01		-0.01	-0.01	-0.01	-0.01	-0.01	-0.01	-0.01	-0.01	-0.01	-0.01	-0.01	-0.01
Iron (Fe)	GPS (0.6)			-0.05		-0.05	1.25	0.61	0.1	-0.05	-0.05	7.8	-0.05	-0.05	-0.05	-0.05	-0.05
Lead (Pb)				0.02		-0.01	-0.01	-0.01	-0.01	-0.01	-0.01	-0.01	-0.01	-0.01	-0.01	-0.01	-0.01
Manganese (Mn)	GPS (0.2)			-0.01		-0.01	0.16	0.11	0.02	-0.01	-0.01	1.85	0.02	0.02	0.02	0.02	-0.01
Mercury (Hg)				-0.0002		-0.0002	-0.0002	-0.0002	-0.0002	-0.0002	-0.0002	-0.0002	-0.0002	-0.0002	-0.0002	-0.0002	-0.0002
Molybdenum (Mo)				-0.01		-0.01	-0.01	-0.01	-0.01	-0.01	-0.01	-0.01	-0.01	-0.01	-0.01	-0.01	-0.01
Nickel (Ni)	GPS (.01)			-0.01		-0.01	0.02	-0.01	-0.01	-0.01	-0.01	0.09	-0.01	-0.01	-0.01	-0.01	-0.01
Selenium (Se)	GPS (.01)			0.002		0.002	0.002	-0.001	-0.001	-0.0001	-0.0001	0.003	0.008	0.005	0.004	0.002	-0.001
Silver (Ag)				-0.01		-0.01	-0.01	-0.01	-0.01	-0.01	-0.01	-0.01	-0.01	-0.01	-0.01	-0.01	-0.01
Thallium (Tl)				-0.01		-0.01	-0.01	-0.01	-0.01	-0.01	-0.01	-0.01	-0.01	-0.01	-0.01	-0.01	-0.01
Vanadium (V2O5)				-0.1		-0.1	-0.1	-0.1	-0.1	-0.1	-0.1	-0.1	-0.1	-0.1	-0.1	-0.1	-0.1
Zinc (ZN)				-0.01		-0.01	2.24	0.11	0.02	-0.01	0.01	0.04	-0.01	-0.01	-0.01	-0.01	-0.01
RADIOMETRIC pCi/l:																	
Uranium, natural	GPS (36)			-0.2		3.1	72.7	10.6	3.2	3.3	2.3	553	281	52.1	2.1	1.9	1.9
Radium 226				1.9		1.5	0.8	0.8	0.8	-0.2	0.5	3.1	11.5	2	1.4	1.2	1.2
Radium Precision +/-				0.5		0.4	0.4	0.4	0.6		0.4	0.8	1.2	0.5	0.4	0.4	0.4
Radium 228				-1		-1	-1	-1	-1	-1	4.3	5.4	-1	-1	-1	7.2	1.9
Radium Precision +/-											1.1	0.9				0.9	1.1
Comb. Ra226/228	GPS (5.8)			1.9		1.5	0.8	0.8	0.8	0	4.8	8.5	11.5	2	1.4	8.4	3.1
Thorium 230	GPS (7.0)			-0.2		-0.2	-0.2	-0.2	-0.2	-0.2	-0.2	-0.2	-0.2	-0.2	-0.2	-0.2	-0.2
Thorium Precision +/-				0.3													
Lead (Pb210)	GPS (8.9)			-0.1		-1	-1	-1	-1	-1	19	-1	7.3	-1	-1	-1	-1
Lead Precision +/-											2.1		1.6				
Gross Alpha	GPS (15)			2.2		2.1	1.5	-1	-1	-1	-1	4.5	10.3	2.8	2.2	1.3	1.5
Gross Alpha Precision +/-				1.2		1.1	1.1					1.1	1	0.6	0.8	0.4	0.8
QUALITY ASSURANCE DATA:																	
TDS A/C Balance (dec. %)				0.98		0.96	1	0.99	1.02	1.1	0.94	0.98	1.06	0.92	0.93	1.09	1
ORGANICS mg/L:																	
Diesel Range Organics (DRO)	GPS 10 (3)	1.8	8.6	3.6	2.7	ND	1.8	ND	ND	ND	ND	30	5.2	0.055	2.9	1.2	ND
Gasoline Range Organics (GRO)	GPS 10 (3)	ND	ND	ND	ND	ND	ND	ND	ND	ND	ND	0.312	0.091	ND	0.101	0.049	ND
VOLATILE ORGANIC COMPOUNDS mg/L:																	
Chloromethane	0.12	ND	ND	0.0017	ND	ND	ND	0.012	0.025	ND	ND	0.0049	ND	ND	ND	ND	ND
1,1-Dichloroethane	GPS 3 (2)	ND	ND	ND	ND	ND	ND	ND	ND	ND	ND	ND	ND	ND	ND	ND	ND
1,1-Dichloroethene	GPS 0.007 (1)	ND	ND	ND	ND	ND	ND	ND	ND	ND	ND	ND	ND	ND	ND	ND	ND
Naphthalene	GPS 1.3 (2)	ND	0.0017	0.0012	ND	ND	ND	ND	ND	ND	ND	0.0074	ND	ND	ND	ND	ND
Toluene	GPS 1 (1)	ND	ND	ND	ND	ND	0.0068	ND	ND	ND	ND	ND	ND	ND	ND	ND	ND
1,1,1-Trichloroethane	GPS 0.20 (1)	ND	ND	ND	ND	ND	ND	ND	ND	ND	ND	0.016	0.003	0.0014	0.0019	ND	ND
1,2,4-Trimethylbenzene	GPS 0.012 (4)	ND	ND	ND	ND	ND	ND	ND	ND	ND	ND	ND	ND	ND	ND	ND	ND
1,3,5-Trimethylbenzene	GPS 0.012 (4)	ND	ND	ND	ND	ND	ND	ND	ND	ND	ND	ND	ND	ND	ND	ND	ND
m+p Xylenes	GPS 10 (1)	ND	ND	ND	ND	ND	ND	ND	ND	ND	ND	ND	ND	ND	ND	ND	ND

(1) - EPA MCL
(2) - WY Drinking Water Equivalent Level
(3) - WY VRP, Fact Sheet 12
(4) - EPA RBC - Tap Water
(LAB: Energy Labs Inc. unless noted.)

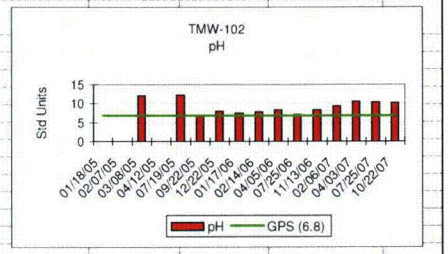

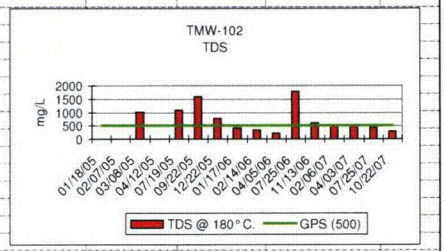

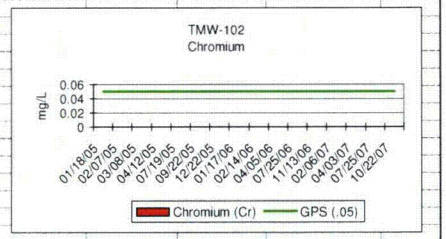

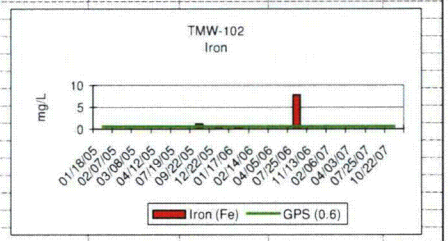

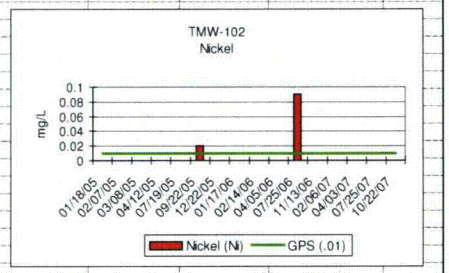

KENNECOTT URANIUM COMPANY	
TMW-102	
NORTHING: 148,600.02 EASTING: 323,968.63	Groundwater Protection Standard (GPS)
ND = Non-detectable	
FIELD DATA mg/l:	as of 5/26/05
Temperature (C)	
pH (Std. Units)	
Cond. (umho/cm)	
TDS	
MAJOR IONS mg/l:	
Alk-CaCO3	
Bicarbonate (HCO3)	
Calcium (Ca)	
Carbonate (CO3)	
Chloride (Cl)	
Fluoride (F)	
Magnesium (Mg)	
Nitrate-N (NO3)	
Potassium (K)	
Silica (SiO2)	
Sodium (Na)	
Sulfate (SO4)	
NON-METALS:	
Cyanide (CN)	
PHYSICAL PROPERTIES:	
Cond (umho/cm)	
pH	GPS (6.8)
TDS @ 180° C.	GPS (500)
METALS-DISSOLVED mg/l:	
Aluminum (Al)	GPS (1.8)
Arsenic (As)	GPS (.05)
Barium (Ba)	
Beryllium (Be)	GPS (.01)
Boron (B)	
Cadmium (Cd)	GPS (.01)
Chromium (Cr)	GPS (.05)
Cobalt (Co)	
Copper (Cu)	
Iron (Fe)	GPS (0.6)
Lead (Pb)	
Manganese (Mn)	GPS (0.2)
Mercury (Hg)	
Molybdenum (Mo)	
Nickel (Ni)	GPS (.01)
Selenium (Se)	GPS (.01)
Silver (Ag)	
Thallium (Tl)	
Vanadium (V2O5)	
Zinc (ZN)	
RADIOMETRIC pCi/l:	
Uranium, natural	GPS (36)
Radium 226	
Radium Precision +/-	
Radium 228	
Radium Precision +/-	
Comb. Ra226/228	GPS (5.8)
Thorium 230	GPS (7.0)
Thorium Precision +/-	
Lead (Pb210)	GPS (8.9)
Lead Precision +/-	
Gross Alpha	GPS (15)
Gross Alpha Precision +/-	
QUALITY ASSURANCE DATA:	
TDS A/C Balance (dec. %)	
ORGANICS mg/L:	
Diesel Range Organics (DRO)	GPS 10 (3)
Gasoline Range Organics (GRO)	GPS 10 (3)
VOLATILE ORGANIC COMPOUNDS mg/L:	
Chloromethane	0.12
1,1-Dichloroethane	GPS 3 (2)
1,1-Dichloroethene	GPS 0.007 (1)
Naphthalene	GPS 1.3 (2)
Toluene	GPS 1 (1)
1,1,1-Trichloroethane	GPS 0.20 (1)
1,2,4-Trimethylbenzene	GPS 0.012 (4)
1,3,5-Trimethylbenzene	GPS 0.012 (4)
m+p Xylenes	GPS 10 (1)
(1) - EPA MCL	
(2) - WY Drinking Water Equivalent Level	
(3) - WY VRP, Fact Sheet 12	
(4) - EPA RBC - Tap Water	
(LAB: Energy Labs Inc. unless noted.)	

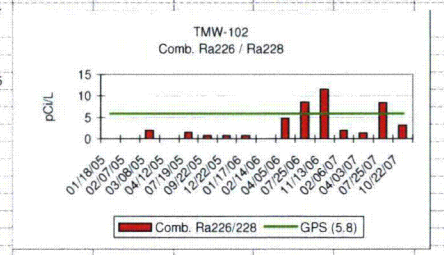

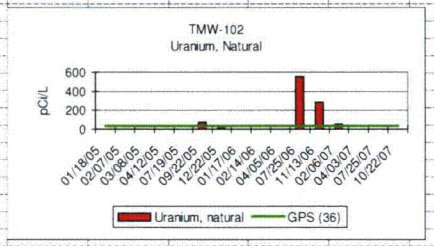

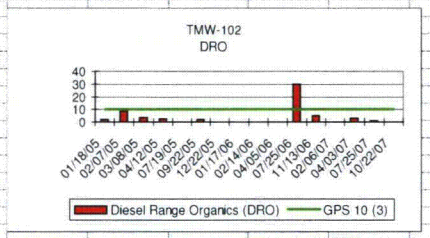

KENNECOTT URANIUM COMPANY

TMW-104

NORTHING: 148,508.55 EASTING: 324,122.60

ND = Non-detectable

	Groundwater Protection Standard (GPS) as of 5/26/05	2004 3/3/04	8/4/04	2005 2/3/05	6/14/05	8/9/05	12/13/05	2006 2/13/06	4/4/06	8/9/06	11/15/06	2007 2/7/07	5/9/07	8/17/07	11/13/07
FIELD DATA mg/l:															
Temperature (C)		8	15	10	11	15	8	9.4	11.2	12.4	7	9	10.9	10	10.1
pH (Std. Units)		8.9	7.2	7.1	7.1	7.8	7.47	7.51	7.56	7.2	7.24	7.46	7.34	7.4	7.4
Cond. (umho/cm)		380	580	880	700	680	890	1040	870	1350	1168	1446	1496	1547	1510
TDS															
MAJOR IONS mg/l:															
Alk-CaCO3		90.2	119	119		104	110	115	110	110	111	112	114	120	123
Bicarbonate (HCO3)		107	145	145		127	134	140	134	134	135	137	139	147	151
Calcium (Ca)		39.9	123	147		208	256	258	275	246	224	286	301	336	282
Carbonate (CO3)		1.9	ND	ND		ND	ND	ND	ND	ND	ND	ND	ND	ND	-1
Chloride (Cl)		4.2	12	14		22	28	25	28	25	22	31	29	29	32
Fluoride (F)		0.2	0.2	0.1		ND	0.1	0.1	0.1	0.1	0.1	0.2	0.2	0.2	1
Magnesium (Mg)		4.3	11.7	13.4		18.1	20.8	19.9	21	19.8	17.9	20.8	22.5	24.5	20.2
Nitrate-N (NO3)		0.27	ND	ND		ND	ND	ND	ND	ND	ND	ND	ND	ND	-0.1
Potassium (K)		3.5	2.8	3.3		4.2	4.3	4.1	4.5	4.8	4.2	4.6	4.7	4.8	5.3
Silica (SiO2)		9.4	11	12		11	13	13	13	10	11	13	12	13	13
Sodium (Na)		54	49.5	48.7		51.4	60.1	60.3	64.6	56.4	56.8	64.7	65.3	68.3	61.9
Sulfate (SO4)		131	286	346		511	680	660	700	654	586	764	748	859	770
NON-METALS:															
Cyanide (CN)		-0.005	ND	ND		ND	ND	ND	ND	ND	ND	ND	ND	ND	-0.005
PHYSICAL PROPERTIES:															
Cond (umho/cm)		490	838	944		1220	1450	1480	1490	1560	1400	1550	1710	1740	1790
pH	GPS (6.8)	8.49	7.69	8		7.98	8.13	8.09	8.04	7.84	7.93	7.78	7	7.72	8.08
TDS @ 180°C.	GPS (500)	306	636	644		912	1160	1160	1200	1180	1080	1220	1340	1400	1320
METALS-DISSOLVED mg/l:															
Aluminum (Al)	GPS (1.8)	0.1	0.1	0.1		0.1	0.1	0.1	0.1	0.1	0.1	0.1	0.1	0.1	0.1
Arsenic (As)	GPS (.05)	0.005	0.001	0.001		0.001	0.001	0.001	0.001	0.001	0.001	0.001	0.001	0.001	0.001
Barium (Ba)		-0.1	-0.1	-0.1		-0.1	-0.1	-0.1	-0.1	-0.1	-0.1	-0.1	-0.1	-0.1	-0.1
Beryllium (Be)	GPS (.01)	-0.01	-0.01	-0.01		-0.01	-0.01	-0.01	-0.01	-0.01	-0.01	-0.01	-0.01	-0.01	-0.01
Boron (B)		-0.1	-0.1	-0.1		-0.1	-0.1	-0.1	-0.1	-0.1	-0.1	-0.1	-0.1	-0.1	-0.1
Cadmium (Cd)	GPS (.01)	-0.005	-0.005	-0.005		-0.005	-0.005	-0.005	-0.005	-0.005	-0.005	-0.005	-0.005	-0.005	-0.005
Chromium (Cr)	GPS (.05)	-0.01	-0.01	-0.01		-0.01	-0.01	-0.01	-0.01	-0.01	-0.01	-0.01	-0.01	-0.01	-0.01
Cobalt (Co)		-0.001	-0.001	-0.001		-0.001	-0.001	-0.001	-0.001	-0.001	-0.001	-0.001	-0.001	-0.001	-0.001
Copper (Cu)		-0.01	-0.01	-0.01		-0.01	-0.01	-0.01	-0.01	-0.01	-0.01	-0.01	-0.01	-0.01	-0.01
Iron (Fe)	GPS (0.6)	0.135	-0.05	-0.05		-0.05	-0.05	-0.05	-0.05	-0.05	0.07	-0.05	-0.05	0.09	0.05
Lead (Pb)		-0.01	-0.01	-0.01		-0.01	-0.01	-0.01	-0.01	-0.01	-0.01	-0.01	-0.01	-0.01	-0.01
Manganese (Mn)	GPS (0.2)	0.01	0.04	0.05		0.08	0.14	0.14	0.15	0.12	0.11	0.17	0.17	0.17	0.17
Mercury (Hg)		0.0004	-0.01	-0.01		-0.01	-0.01	-0.01	-0.01	-0.01	-0.01	-0.01	-0.01	-0.01	0.0002
Molybdenum (Mo)		-0.01	-0.01	-0.01		-0.01	-0.01	-0.01	-0.01	-0.01	-0.01	-0.01	ND	-0.01	-0.01
Nickel (Ni)	GPS (.01)	-0.01	-0.01	-0.01		-0.01	-0.01	-0.01	-0.01	-0.01	-0.01	-0.01	ND	-0.01	-0.01
Selenium (Se)	GPS (.01)	-0.001	-0.001	-0.001		-0.001	-0.001	-0.001	0.001	0.001	-0.001	-0.001	0.001	-0.001	-0.001
Silver (Ag)		-0.01	-0.01	-0.01		-0.01	-0.01	-0.01	-0.01	-0.01	-0.01	-0.01	-0.01	-0.01	-0.01
Thallium (Tl)		-0.01	-0.01	-0.01		-0.01	-0.01	-0.01	-0.01	-0.01	-0.01	-0.01	-0.01	-0.01	-0.01
Vanadium (V2O5)		-0.1	-0.1	-0.1		-0.1	-0.1	-0.1	-0.1	-0.1	-0.1	-0.1	-0.1	-0.1	-0.1
Zinc (ZN)		-0.01	-0.01	-0.01		-0.01	-0.01	-0.01	-0.01	-0.01	-0.01	-0.01	-0.01	-0.01	-0.01
RADIOMETRIC pCi/l:															
Uranium, natural	GPS (36)	57.1	9.2	7.8		8	10.9	11.3	12.7	13	12.2	10.3	12.1	12.7	12.2
Radium 226		-0.2	1.5	2		3.5	2.9	3.8	2.5	3.2	4	2.7	3.7	4.7	4.1
Radium Precision +/-			0.5	0.6		0.7	0.7	0.7	0.6	0.6	0.7	0.6	0.7	0.7	0.8
Radium 228		-1	3.3	3.4		7.6	9.1	8.7	-1	9.6	6.5	7.9	8.9	10.1	14.4
Radium Precision +/-			1.4	0.9		1.5		1.1		0.9	1.1	1.3	1.1	1.1	1.7
Comb. Ra226/228	GPS (5.8)	0	4.8	5.4		11.3	12	12.5	2.5	12.8	10.5	10.6	12.6	14.8	18.5
Thorium 230	GPS (7.0)	0.2	-0.2	-0.2		-0.2	-0.2	-0.2	-0.2	-0.2	-0.2	-0.2	-0.2	-0.2	-0.2
Thorium Precision +/-		0.2													
Lead (Pb210)	GPS (8.9)	-1	-1	-1		-1	-1	-1	5	-1	-1	-1	-1	-1	-1
Lead Precision +/-									1.2						
Gross Alpha	GPS (15)	-1	1.7	4.3		7.7	3.9	1.9	6	4.8	4	3.8	4.1	7.7	3.9
Gross Alpha Precision +/-			1.1	1.5		2.4	1	1.1	1.5	1.3	0.7	0.7	0.6	1.1	1.1
QUALITY ASSURANCE DATA:															
TDS A/C Balance (dec. %)		1.04	1.12	0.98		1.03	1.03	1.05	1.04	1.09	1.09	0.98	1.07	0.99	1.05
ORGANICS mg/L:															
Diesel Range Organics (DRO)	GPS 10 (3)	ND			ND	ND	ND	ND	ND	ND	ND	ND	ND	ND	ND
Gasoline Range Organics (GRO)	GPS 10 (3)	ND			ND	ND	ND	ND	ND	ND	ND	ND	ND	ND	ND
VOLATILE ORGANIC COMPOUNDS mg/L:															
Chloromethane	0.12	ND			ND	ND	0.012	0.012	ND	ND	ND	ND	ND	ND	ND
1,1-Dichloroethane	GPS 3 (2)	ND			ND	ND	ND	ND	ND	ND	ND	ND	ND	ND	ND
1,1-Dichloroethene	GPS 0.007 (1)	ND			ND	ND	ND	ND	ND	ND	ND	ND	ND	ND	ND
Naphthalene	GPS 1.3 (2)	ND			ND	ND	ND	ND	ND	ND	ND	ND	ND	ND	ND
Toluene	GPS 1 (1)	ND			ND	ND	ND	ND	ND	ND	ND	ND	ND	ND	ND
1,1,1-Trichloroethane	GPS 0.20 (1)	ND			ND	ND	ND	ND	ND	ND	ND	ND	ND	ND	ND
1,2,4-Trimethylbenzene	GPS 0.012 (4)	ND			ND	ND	ND	ND	ND	ND	ND	ND	ND	ND	ND
1,3,5-Trimethylbenzene	GPS 0.012 (4)	ND			ND	ND	ND	ND	ND	ND	ND	ND	ND	ND	ND
m+p Xylenes	GPS 10 (1)	ND			ND	ND	ND	ND	ND	ND	ND	ND	ND	ND	ND

(1) - EPA MCL
(2) - WY Drinking Water Equivalent Level
(3) - WY VRP, Fact Sheet 12
(4) - EPA RBC - Tap Water
(LAB: Energy Labs Inc. unless noted.)

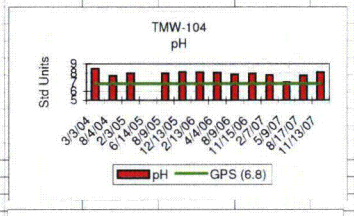

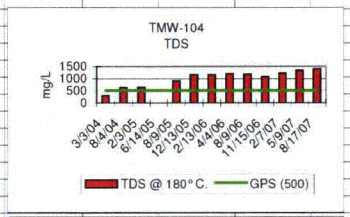

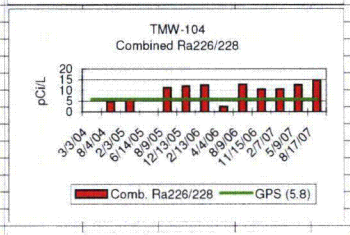

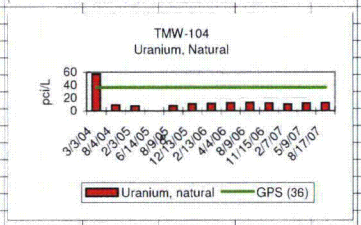

KENNECOTT URANIUM COMPANY																													
TMW-105																													
NORTHING: 148,581.02 EASTING: 323,943.82	2003	2004													2005								2006						
ND = Non-detectable	12/30/03	1/19/04	2/11/04	3/23/04	4/12/04	5/11/04	6/15/04	7/13/04	8/5/04	9/20/04	10/12/04	11/4/04	12/7/04		1/12/05	2/9/05	3/16/05	4/11/05	5/10/05	7/18/05	10/5/05	10/31/05	1/19/06						
FIELD DATA mg/l:																													
Temperature (C)		8	8	6	19	21	28	40	24	21	27	11	11		10	13	12	18	20	32	11.3	N/A	9.5						
pH (Std. Units)		6.8	5	5.11	3.6	3.9	3.5	51	3.8	4	3.7	4	4.3		4.4	5	4.4	3.9	3.9	3.5	4.38		5.15						
Cond. (umho/cm)		800	1420	1100	1120	1380	1400	580	1100	1080	1140	920	960		980	160	340	1400	1440	1240	980		860						
TDS																													
MAJOR IONS mg/l:																													
Alk-CaCO3		39.5			1.6			-1			-1				20			-1		-1	2	-1	5						
Bicarbonate (HCO3)		48.2			1.9			-1			-1				25			-1		-1	3	-1	6						
Calcium (Ca)		168			303			334			328				322			333		429	406	427	310						
Carbonate (CO3)		-1			-1			-1			-1				-1			-1		-1	-1	-1	-1						
Chloride (Cl)		23			67.3			56			66				54			84		113	118	128	89						
Fluoride (F)		0.2			0.4			0.4			0.4				0.3			0.4		0.4	0.5	-0.1	0.4						
Magnesium (Mg)		24.8			51.4			62.9			49.6				51.7			54		64.8	67.3	68.7	48.2						
Nitrate-N (NO3)		-0.1			-0.1			-0.1			-0.1				-0.1			-0.1		-0.1	-0.1	-0.1	-0.1						
Potassium (K)		5.8			6.5			6			6.9				6.8			7.2		6.4	7	7.2	7.4						
Silica (SiO2)		28			53.1			51			53				43			50		55	52	51	44						
Sodium (Na)		60.5			73			92			70				71.5			84		106	107	104	85.9						
Sulfate (SO4)		637			1160			1290			1060				1100			1210		1490	1440	1500	1160						
NON-METALS:																													
Cyanide (CN)		-0.005			-0.005			-0.005			-0.005				-0.005			-0.005		-0.005	-0.005	-0.005	-0.005						
PHYSICAL PROPERTIES:																													
Cond (umho/cm)		1300			2180			5840			2380				2040			2410		2700	2710	2890	2330						
pH		6.54			4.7			2.01			4.66				5.5			4.54		4.39	4.99	4.85	5.11						
TDS @ 180°C.		964			1880			2330			1850				1830			2080		2430	2420	2400	1980						
METALS-DISSOLVED mg/l:																													
Aluminum (Al)		-0.1			2.4			2.9			2.8				1.3			3.7		3.5	2.8	2.6	1.1						
Arsenic (As)		-0.001			-0.001			0.002			0.001				0.002			0.003		0.001	0.001	0.001	0.001						
Barium (Ba)		-0.1			-0.1			-0.1			-0.1				-0.1			-0.1		-0.1	-0.1	-0.1	-0.1						
Beryllium (Be)		-0.01			-0.01			-0.01			-0.01				-0.01			-0.01		-0.01	-0.01	-0.01	-0.01						
Boron (B)		-0.1			0.16			0.2			0.2				-0.1			-0.1		0.1	0.1	0.2	-0.1						
Cadmium (Cd)		-0.005			-0.005			-0.005			-0.005				-0.005			-0.005		-0.005	-0.005	-0.005	-0.005						
Chromium (Cr)		-0.01			-0.01			0.01			-0.01				-0.01			-0.01		-0.01	-0.01	-0.01	-0.01						
Cobalt (Co)		0.067			0.136			0.16			0.153				0.117			0.184		0.193	0.197	0.202	0.177						
Copper (Cu)		-0.01			0.01			0.03			0.02				-0.01			0.02		0.04	0.03	0.03	0.14						
Iron (Fe)		9.41			50.5			50			49.1				30.3			58.3		57.5	57.5	56.8	57.4						
Lead (Pb)		-0.01			0.04			-0.03			0.04				0.03			0.05		0.04	0.03	0.03	0.05						
Manganese (Mn)		1.09			2.26			2.54			2.58				2.19			3.07		3.21	3.22	3.42	2.45						
Mercury (Hg)		-0.0002			-0.0002			-0.0002			-0.0002				-0.0002			-0.0002		-0.0002	-0.0002	-0.0002	-0.0002						
Molybdenum (Mo)		-0.01			-0.01			-0.08			-0.01				-0.01			-0.01		-0.01	-0.01	-0.01	-0.01						
Nickel (Ni)		0.08			0.13			0.15			0.17				0.13			0.19		0.21	0.2	0.23	0.2						
Selenium (Se)		0.01			0.013			0.018			0.021				0.01			0.054		0.064	0.083	0.086	0.031						
Silver (Ag)		-0.01			-0.01			-0.01			-0.01				-0.01			-0.01		-0.01	-0.01	-0.01	-0.01						
Thallium (Tl)		-0.01			-0.01			-0.01			-0.01				-0.01			-0.01		-0.01	-0.01	-0.01	-0.01						
Vanadium (V2O5)		-0.1			-0.1			-0.1			-0.1				-0.1			-0.1		-0.1	-0.1	-0.1	-0.1						
Zinc (ZN)		0.17			0.43			0.77			0.74				0.5			0.7		0.72	0.67	0.67	0.69						
RADIOMETRIC pCi/l:																													
Uranium, natural		228			858			692			741				560			582		1100	569	687	183						
Radium 226		18.7			10.7			14.1			12				9.5			11.9		18.3	16.7	13.4	6.3						
Radium Precision +/-		1.5			1.1			1.3			1.1				1.1			1.2		1.6	1.6	1.3	1.2						
Radium 228		3.7			25.8			13.1			13				9.1			14.3		17	20.3	15.7	10.3						
Radium Precision +/-		1.5			2.4			1.2			1.6				1.1			1.2		1.7	1.8	1.6	1.4						
Comb. Ra226/228		22.4			36.5			27.2			25				18.6			26.2		35.3	37	29.1	16.6						
Thorium 230		-0.2			-0.2			-0.2			-0.2				1.1			-0.2		3.9	-0.2	0.6	-0.2						
Thorium Precision +/-															0.4					1.1		0.4							
Lead (Pb210)		-1			-1			-1			-1				-1			-1		-1	-1	-1	-1						
Lead Precision +/-																													
Gross Alpha		19.1			22.4			23.6			14.9				12.8			14.7		27.7	15.9	18.2	8.8						
Gross Alpha Precision +/-		1.4			1.3			1.5			1.1				1.1			1.3		3.4	2.7	2.5	1.7						
QUALITY ASSURANCE DATA:																													
TDS A/C Balance (dec. %)		1.02			1.13			1.23			1.13				1.1			1.14		1.08	1.1	1.05	1.13						
ORGANICS mg/L:																													
Diesel Range Organics (DRO)	22	25	290	20	15	220	14	5.2	15	40	57	32	630		40000	24000	420	190	130	50	110	52	800000						
Gasoline Range Organics (GRO)	ND	0.073		0.134	0.125	0.083	0.092	0.06	0.063	0.102	ND	ND	0.137		ND	ND	0.159	0.176	0.147	0.064	0.173	0.132	ND						
VOLATILE ORGANIC COMPOUNDS mg/L:																													
1,1-Dichloroethane	ND	ND	ND	ND	ND	ND	ND	ND	ND	ND	ND	ND	ND		ND	ND	ND	ND	ND	ND	ND	ND	ND						
1,1-Dichloroethene	ND	ND	0.0026	ND	ND	ND	ND	ND	ND	ND	ND	ND	ND		ND	ND	ND	ND	ND	ND	ND	ND	ND						
Naphthalene	ND	ND	0.12	0.048	0.041	0.054	0.023	0.0094	ND	ND	0.036	0.036	0.07		0.17	0.033	0.042	0.072	0.061	0.058	0.062	0.066	0.088						
Toluene	ND	ND	ND	ND	ND	ND	ND	ND	ND	ND	ND	ND	ND		ND	ND	ND	ND	ND	ND	ND	ND	ND						
1,1,1-Trichloroethane	ND	0.013	0.02	ND	ND	ND	ND	ND	ND	ND	ND	0.0013	0.027		ND	0.034	ND	ND	0.0029	ND	0.0041	0.0019	ND						
1,2,4-Trimethylbenzene	ND	ND	0.0062	ND	ND	ND	ND	ND	ND	0.0013	0.001	0.0015	ND		ND	0.0079	ND	ND	0.0031	0.0029	0.003	0.0027	ND						
1,3,5-Trimethylbenzene	ND	ND	ND	ND	ND	ND	ND	ND	ND	ND	ND	ND	ND		ND	ND	ND	ND	ND	ND	ND	ND	ND						
m+p Xylenes	ND	ND	ND	ND	ND	ND	ND	ND	ND	ND	ND	ND	ND		ND	ND	ND	ND	ND	ND	ND	ND	ND						
Methyl ethyl ketone	ND	ND	ND	ND	ND	ND	ND	ND	ND	ND	ND	ND	ND	ND	ND	0.11	ND	ND	ND	ND	ND	ND	ND						
(1) - EPA MCL																													
(2) - WY Drinking Water Equivalent Level																													
(3) - WY VRP, Fact Sheet 12																													
(4) - EPA RBC - Tap Water																													
(LAB: Energy Labs Inc. unless noted.)																													

KENNECOTT URANIUM COMPANY

TMW-111

NORTHING: 148,800.06 EASTING: 324,200.03

ND = Non-detectable

	Groundwater Protection Standard (GPS) as of 5/26/05	2004 2/2/2004	02/11/04	08/04/04	2005 02/03/05	06/14/05	08/08/05	12/13/05	2006 02/13/06	04/04/06	08/08/06	11/13/06	2007 03/14/07	04/03/07	09/10/07	11/13/07
FIELD DATA mg/l:																
Temperature (C)		8	8	13	10	11	12	9.1	9.2	11.8	13.3	8.6	10.3	9.9	11.3	10.8
pH (Std. Units)		12.2	11.3	8.6	8.2	7.4	8.1	8.24	8.13	8.05	7.44	7.78	7.96	7.87	7.9	7.8
Cond. (umho/cm)		1400	820	240	320	560	400	270	320	280	736	243	263	284	255	329
TDS																
MAJOR IONS mg/l:																
Alk-CaCO3		164		56	64		88	85	90	88	95	95	82	82	87	93
Bicarbonate (HCO3)		18.5		69	76		107	104	106	104	116	113	98	98	106	113
Calcium (Ca)		69.1		14.1	28.1		89.9	36.7	40.2	42.4	80.6	19.3	18.8	23.9	22.2	32.4
Carbonate (CO3)		109		-1	-1		-1	-1	2	2	-1	2	1	-1	-1	-1
Chloride (Cl)		7.1		3	4		7	-1	2	3	7	2	2	3	3	5
Fluoride (F)		0.3		0.2	0.2		1	0.3	0.3	0.2	0.2	0.3	0.3	0.3	0.3	0.2
Magnesium (Mg)		-1		1.3	2.3		8.3	3.2	3.4	3.9	7.6	1.4	1.3	1.5	1.7	2.5
Nitrate-N (NO3)		-0.1		-0.1	-0.1		-0.1	-0.1	-0.1	-0.1	-0.1	-0.1	-0.1	-0.1	-0.1	-0.1
Potassium (K)		24.5		2.6	2.6		3.3	2.1	1.9	1.7	2.6	1.6	1.4	1.8	1.5	1.8
Silica (SiO2)		15.1		11	12		13	12	12	12	10	11	10	13	11	12
Sodium (Na)		55.5		41.7	42.2		42.7	38	37.3	37.2	36.8	36.8	39.1	41.4	37.7	37.4
Sulfate (SO4)		95.1		63	94		235	93	100	100	207	45	52	64	54	84
NON-METALS:																
Cyanide (CN)		-0.005		-0.005	-0.005		-0.0005	-0.005	-0.005	-0.0005	-0.005	-0.005	-0.005	-0.005	-0.005	0.005
PHYSICAL PROPERTIES:																
Cond (umho/cm)		1100		285	355		689	376	399	395	666	273	272	315	250	38.2
pH	GPS (6.8)	11		7.92	8.36		8.03	7.58	8.53	8.46	8.03	8.41	8.33	8.3	8.11	8.2
TDS @ 180°C.	GPS (500)	364		199	201		460	244	236	270	430	176	164	194	166	182
METALS-DISSOLVED mg/l:																
Aluminum (Al)	GPS (1.8)	0.1		-0.1	-0.1		-0.1	-0.1	-0.1	-0.1	-0.1	-0.1	-0.1	-0.1	-0.1	-0.1
Arsenic (As)	GPS (.05)	0.004		0.002	0.001		0.003	0.001	0.001	0.001	0.001	-0.001	0.001	0.001	0.001	0.001
Barium (Ba)		-0.1		-0.1	-0.1		-0.1	-0.1	-0.1	-0.1	-0.1	-0.1	-0.1	-0.1	-0.1	-0.1
Beryllium (Be)	GPS (.01)	-0.01		-0.01	-0.01		-0.01	-0.01	-0.01	-0.01	-0.01	-0.01	-0.01	-0.01	-0.01	-0.01
Boron (B)		-0.1		-0.1	-0.1		-0.1	-0.1	-0.1	-0.1	-0.1	-0.1	-0.1	-0.1	-0.1	-0.1
Cadmium (Cd)	GPS (.01)	-0.005		-0.005	-0.005		-0.005	-0.005	-0.005	-0.005	-0.005	-0.005	-0.005	-0.005	-0.005	-0.005
Chromium (Cr)	GPS (.05)	0.01		-0.01	-0.01		-0.01	-0.01	-0.01	-0.01	-0.01	-0.01	-0.01	-0.01	-0.01	-0.01
Cobalt (Co)		-0.001		-0.001	-0.001		-0.001	-0.001	-0.001	-0.001	-0.001	-0.001	-0.001	-0.001	-0.001	-0.001
Copper (Cu)		-0.01		-0.01	-0.01		-0.01	-0.01	-0.01	-0.01	-0.01	-0.01	-0.01	-0.01	-0.01	-0.01
Iron (Fe)	GPS (0.6)	-0.05		-0.05	-0.05		-0.05	-0.05	-0.05	-0.05	-0.05	-0.05	-0.05	-0.05	-0.05	-0.05
Lead (Pb)		-0.01		-0.01	-0.01		-0.01	-0.01	-0.01	-0.01	-0.01	-0.01	-0.01	-0.01	-0.01	-0.01
Manganese (Mn)	GPS (0.2)	-0.01		-0.01	-0.01		0.03	0.03	-0.01	0.01	0.03	-0.01	-0.01	-0.01	-0.01	-0.01
Mercury (Hg)		0.0018		0.0006	-0.0002		-0.0002	-0.0002	-0.0002	-0.0002	-0.0002	-0.0002	-0.0002	-0.0002	-0.0002	-0.0002
Molybdenum (Mo)		0.01		-0.01	-0.01		-0.01	-0.01	-0.01	-0.01	-0.01	-0.01	-0.01	-0.01	-0.01	-0.01
Nickel (Ni)	GPS (.01)	-0.01		-0.01	-0.01		-0.01	-0.01	-0.01	-0.01	-0.01	-0.01	-0.01	-0.01	-0.01	-0.01
Selenium (Se)	GPS (.01)	-0.001		-0.001	-0.001		-0.001	-0.001	-0.001	-0.001	-0.001	-0.001	-0.001	-0.001	-0.001	-0.001
Silver (Ag)		-0.01		-0.01	-0.01		-0.01	-0.01	-0.01	-0.01	-0.01	-0.01	-0.01	-0.01	-0.01	-0.01
Thallium (Tl)		-0.01		-0.01	-0.01		-0.01	-0.01	-0.01	-0.01	-0.01	-0.01	-0.01	-0.01	-0.01	-0.01
Vanadium (V2O5)		-0.1		-0.1	-0.1		-0.1	-0.1	-0.1	-0.1	-0.1	-0.1	-0.1	-0.1	-0.1	-0.1
Zinc (ZN)		-0.01		0.17	-0.01		-0.01	-0.01	-0.01	-0.01	-0.01	-0.01	-0.01	-0.01	-0.01	-0.01
RADIOMETRIC pCi/l:																
Uranium, natural	GPS (36)	-0.2		3.9	5.7		11.5	4.8	4.2	3.9	5.7	2.6	2.6	2.9	2.3	2.8
Radium 226		0.6		0.4	0.6		0.7	0.7	0.9	1.1	0.7	0.6	0.5	-0.2	-0.2	-0.2
Radium Precision +/-		0.3		0.4	0.4		0.4	0.4	0.4	0.4	0.4	0.4	0.3			
Radium 228		-1		-1	1.1		-1	-1	-1	-1	2.5	-1	-1	-1	-1	-1
Radium Precision +/-					0.8						0.7					
Comb. Ra226/228	GPS (5.8)	0.6		0.4	1.7		0.7	0.7	0.9	1.1	3.2	0.6	0.5	0	0	0
Thorium 230	GPS (7.0)	-0.2		-0.2	-0.2		-0.2	-0.2	-0.2	-0.2	-0.2	-0.2	-0.2	-0.2	-0.2	-0.2
Thorium Precision +/-																
Lead (Pb210)	GPS (8.9)	-1		-1	-1		-1	-1	-1	-1	-1	6.2	-1	-1	-1	-1
Lead Precision +/-												1.5				
Gross Alpha	GPS (15)	1.6		-1	1.6		2.1	-1	-1	-1	-1	-1	-1	-1	-1	-1
Gross Alpha Precision +/-		1			1.1		1.1									
QUALITY ASSURANCE DATA:																
TDS A/C Balance (dec. %)		1.04		1.17	0.9		1.03	1.03	0.94	1.06	1.05	1.01	0.94	0.98	0.91	0.79
ORGANICS:																
Diesel Range Organics (DRO)	GPS 10 (3)	ND	ND			ND	ND	ND	ND	ND	ND	ND	ND	ND	ND	ND
Gasoline Range Organics (GRO)	GPS 10 (3)					ND	ND	ND	ND	ND	ND	ND	ND	ND	ND	ND
VOLATILE ORGANIC COMPOUNDS mg/L:																
Chloromethane	0.12	ND	ND			ND	ND	0.014	ND	ND	ND	ND	ND	ND	ND	ND
1,1-Dichloroethane	GPS 3 (2)	ND	ND			ND	ND	ND	ND	ND	ND	ND	ND	ND	ND	ND
1,1-Dichloroethene	GPS 0.007 (1)	ND	ND			ND	ND	ND	ND	ND	ND	ND	ND	ND	ND	ND
Naphthalene	GPS 1.3 (2)	ND	ND			ND	ND	ND	ND	ND	ND	ND	ND	ND	ND	ND
Toluene	GPS 1 (1)	ND	ND			ND	ND	ND	ND	ND	ND	ND	ND	ND	ND	ND
1,1,1-Trichloroethane	GPS 0.20 (1)	ND	ND			ND	ND	ND	ND	ND	ND	ND	ND	ND	ND	ND
1,2,4-Trimethylbenzene	GPS 0.012 (4)	ND	ND			ND	ND	ND	ND	ND	ND	ND	ND	ND	ND	ND
1,3,5-Trimethylbenzene	GPS 0.012 (4)	ND	ND			ND	ND	ND	ND	ND	ND	ND	ND	ND	ND	ND
m+p Xylenes	GPS 10 (1)	ND	ND			ND	ND	ND	ND	ND	ND	ND	ND	ND	ND	ND

(1) - EPA MCL
(2) - WY Drinking Water Equivalent Level
(3) - WY VRP, Fact Sheet 12
(4) - EPA RBC - Tap Water
(LAB: Energy Labs Inc. unless noted.)

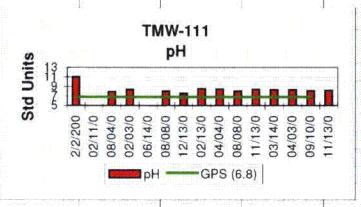

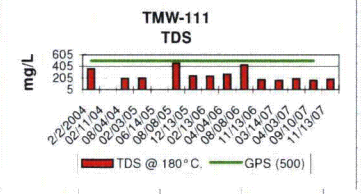

KENNECOTT URANIUM COMPANY																								
TMW-112																								
NORTHING: 148,700.09 EASTING: 324,199.95	Groundwater Protection	2004												2005							2006			
ND = Non-detectable	Standard	2/2/2004	02/17/04	03/17/04	04/12/04	05/11/04	06/10/04	07/13/04	08/05/04	09/21/04	10/12/04	11/08/04	12/07/04	01/18/05	02/07/05	03/08/05	04/11/05	05/10/05	07/18/05	12/22/05	02/07/06	04/03/06	05/01/06	08/08/06
FIELD DATA mg/l:	(GPS)																							
Temperature (C)	as of 5/26/05	8	8	8	10	10	12	15	15	13	13	12.8	11	11	13	10	11	12	11	9	8.8	12.1	11.7	13.2
pH (Std. Units)		8.4	6.1	5.8	5.8	6.8	6.7	7.6	6.7	7.1	6.8	7.1	6.9	6.5	6.8	6.5	6.5	6.8	6.7	6.71	6.86	6.71	6.58	6.64
Cond. (umho/cm)		1000	1400	1800	1200	1200	1020	760	920	780	760	800	640	1600	1340	1000	1140	1100	820	1290	1260	1260	1860	1740
TDS																								
MAJOR IONS mg/l:																								
Alk-CaCO3		88.8			37.5						92						83		84	78	75	75		70
Bicarbonate (HCO3)		108			45.8						112						101		103	95	92	92		86
Calcium (Ca)		153			396						227						269		347	357	314	399		305
Carbonate (CO3)		-1			-1						-1						-1		-1	-1	-1	-1		-1
Chloride (Cl)		11.4			37.5						19						25		29	35	27	28		24
Fluoride (F)		0.2			0.2						0.2						0.2		0.2	0.2	0.2	0.2		0.2
Magnesium (Mg)		20.2			47.5						24.6						32.1		44.1	47.8	44.1	55.6		40.4
Nitrate-N (NO3)		-0.1			0.24						-0.1						-0.1		-0.1	-0.1	-0.1	-0.1		-0.1
Potassium (K)		6.1			7.9						5						5.5		5.7	6.6	6	6.1		5.2
Silica (SiO2)		10.3			14.1						13						13		14	11	11	12		10
Sodium (Na)		67.4			81.7						57.5						61.6		75.4	82.3	72.7	90.7		71.8
Sulfate (SO4)		474			1160						592						880		1020	1170	926	1180		933
NON-METALS:																								
Cyanide (CN)		-0.005			-0.005						-0.005						-0.005		-0.005	-0.005	-0.005	-0.005		-0.005
PHYSICAL PROPERTIES:																								
Cond (umho/cm)		1090			2280						1420						1740		1910	2230	1910	2210		1900
pH	GPS (6.8)	8.09			6.33						7.44						7.24		7.08	7.8	7.29	7.21		7.13
TDS @ 180°C.	GPS (500)	771			2040						1100						1400		1640	1920	1680	2000		1510
METALS-DISSOLVED mg/l:																								
Aluminum (Al)	GPS (1.8)	-0.1			-0.1						-0.1						-0.1		-0.1	-0.1	-0.1	-0.1		-0.1
Arsenic (As)	GPS (.05)	-0.001			0.002						0.002						-0.002		-0.001	-0.001	-0.001	-0.001		-0.001
Barium (Ba)		-0.1			-0.1						-0.1						-0.1		-0.1	-0.1	-0.1	-0.1		-0.1
Beryllium (Be)	GPS (.01)	-0.01			-0.01						-0.01						-0.01		-0.01	-0.01	-0.01	-0.01		-0.01
Boron (B)		-0.1			-0.1						-0.1						-0.1		-0.1	-0.1	-0.1	-0.1		-0.1
Cadmium (Cd)	GPS (.01)	-0.005			-0.005						-0.005						-0.005		-0.005	-0.005	-0.005	-0.005		-0.005
Chromium (Cr)	GPS (.05)	-0.01			-0.01						-0.01						-0.01		-0.01	-0.01	-0.01	-0.01		0.01
Cobalt (Co)		0.027			0.112						0.028						0.055		0.075	0.086	0.07	0.082		0.052
Copper (Cu)		-0.01			-0.01						-0.01						-0.01		-0.01	-0.01	-0.01	-0.01		-0.01
Iron (Fe)	GPS (0.6)	0.164			10.2						2.62						5.75		8.47	7.97	5.14	7.12		2.76
Lead (Pb)		-0.01			-0.01						-0.01						-0.01		-0.01	-0.01	-0.01	-0.01		-0.01
Manganese (Mn)	GPS (0.2)	0.33			0.71						0.38						0.5		0.56	0.7	0.58	0.68		0.52
Mercury (Hg)		0.0004			-0.0002						-0.0002						-0.0002		-0.0002	-0.0002	-0.0002	-0.0002		-0.0002
Molybdenum (Mo)		-0.01			-0.01						-0.01						-0.01		-0.01	-0.01	-0.01	-0.01		-0.01
Nickel (Ni)	GPS (.01)	0.05			0.15						0.04						0.08		0.12	0.11	0.09	0.1		0.07
Selenium (Se)	GPS (.01)	0.003			0.003						0.002						-0.004		-0.001	-0.001	0.002	0.001		0.002
Silver (Ag)		-0.01			-0.01						-0.01						-0.01		-0.01	-0.01	-0.01	-0.01		-0.01
Thallium (Tl)		-0.01			-0.01						-0.01						-0.01		-0.01	-0.01	-0.01	-0.01		-0.01
Vanadium (V2O5)		-0.1			-0.1						-0.1						-0.1		-0.1	-0.1	-0.1	-0.1		-0.1
Zinc (ZN)		0.02			0.08						0.02						0.04		0.04	0.03	0.03	0.04		0.04
RADIOMETRIC pCi/l:																								
Uranium, natural	GPS (36)	82.6			25.1						9.4						9.9		20.1	35.9	36.6	49.1		48.1
Radium 226		1.9			5.7						3.5						3.1		6.9	3.9	3.3	3.4		3.3
Radium Precision +/-		0.5			0.8						0.6						0.7		1	0.7	0.8	0.7		0.6
Radium 228		-1			19.8						4.4						8.4		12.4	15.5	13.1	8		12
Radium Precision +/-					1.5						1.4						1.1		1.6	1.4	1.2	1.3		0.9
Comb. Ra226/228	GPS (5.8)	1.9			25.5						7.9						11.5		19.3	19.4	16.4	11.4		15.3
Thorium 230	GPS (7.0)	-0.2			-0.2						-0.2						-0.2		-0.2	-0.2	-0.2	-0.2		-0.2
Thorium Precision +/-																								
Lead (Pb210)	GPS (8.9)	-1			-1						-1						-1		-1	-1	-1	2.8		-1
Lead Precision +/-																						1		
Gross Alpha	GPS (15)	2.6			2.5						3.8						4.2		8.5	6	7.6	8.3		4.8
Gross Alpha Precision +/-		1			1						1.2						1.5		2	1.4	1.8	1.7		1.3
QUALITY ASSURANCE DATA:																								
TDS A/C Balance (dec. %)		0.98			1.16						1.11						1.04		1.04	1.09	1.16	1.07		1.06
ORGANICS mg/L:																								
Diesel Range Organics (DRO)	GPS 10 (3)	ND	ND	ND	ND	ND	ND	ND	ND	ND	ND	ND	ND	ND	ND	ND	ND	ND	ND	ND	ND	ND		ND
Gasoline Range Organics (GRO)	GPS 10 (3)		ND	ND	ND	ND	ND	ND	ND	ND	ND	ND	ND	ND	ND	ND	ND	ND	ND	ND	ND	ND		ND
VOLATILE ORGANIC COMPOUNDS mg/L:																								
Chloromethane	0.12	ND	ND	ND	ND	ND	ND	ND	ND	ND	ND	ND	ND	ND	ND	ND	ND	ND	ND	0.012	0.0011	ND		ND
1,1-Dichloroethane	GPS 3 (2)	ND	ND	ND	ND	ND	ND	ND	ND	ND	ND	ND	ND	ND	ND	ND	ND	ND	ND	ND	ND	ND		ND
1,1-Dichloroethene	GPS 0.007 (1)	ND	ND	ND	ND	ND	ND	ND	ND	ND	ND	ND	ND	ND	ND	ND	ND	ND	ND	ND	ND	ND		ND
Naphthalene	GPS 1.3 (2)	ND	ND	ND	ND	ND	ND	ND	ND	ND	ND	ND	ND	ND	ND	ND	ND	ND	ND	ND	ND	ND		ND
Toluene	GPS 1 (1)	ND	ND	ND	ND	ND	ND	ND	ND	ND	ND	ND	ND	ND	ND	ND	ND	ND	ND	ND	ND	ND		ND
1,1,1-Trichloroethane	GPS 0.20 (1)	ND	0.0023	0.0019	0.0023	ND	ND	ND	ND	ND	ND	ND	ND	ND	ND	ND	ND	ND	ND	ND	ND	ND		ND
1,2,4-Trimethylbenzene	GPS 0.012 (4)	ND	ND	ND	ND	ND	ND	ND	ND	ND	ND	ND	ND	ND	ND	ND	ND	ND	ND	ND	ND	ND		ND
1,3,5-Trimethylbenzene	GPS 0.012 (4)	ND	ND	ND	ND	ND	ND	ND	ND	ND	ND	ND	ND	ND	ND	ND	ND	ND	ND	ND	ND	ND		ND
m+p Xylenes	GPS 10 (1)	ND	ND	ND	ND	ND	ND	ND	ND	ND	ND	ND	ND	ND	ND	ND	ND	ND	ND	ND	ND	ND		ND
(1) - EPA MCL																								
(2) - WY Drinking Water Equivalent Level																								
(3) - WY VRP, Fact Sheet 12																								
(4) - EPA RBC - Tap Water																								
(LAB: Energy Labs Inc. unless noted.)																								

KENNECOTT URANIUM COMPANY

TMW-112

NORTHING: 148,700.09 EASTING: 324,199.95

ND = Non-detectable

	Groundwater Protection Standard (GPS)	11/07/06	2007 02/07/07	05/09/07	07/25/07	10/02/07
FIELD DATA mg/l:						
Temperature (C)	as of 5/26/05	12	10.6	10.3	11.2	10
pH (Std. Units)		6.72	7.1	6.51	6.8	7.1
Cond. (umho/cm)		1042	966	1897	1810	1248
TDS						
MAJOR IONS mg/l:						
Alk-CaCO3		99	86	68	72	85
Bicarbonate (HCO3)		121	105	83	88	103
Calcium (Ca)		161	157	370	313	188
Carbonate (CO3)		-1	-1	-1	-1	-1
Chloride (Cl)		12	13	22	24	19
Fluoride (F)		0.2	0.2	0.3	0.2	0.2
Magnesium (Mg)		21.1	21	47.8	39.7	22.8
Nitrate-N (NO3)		-0.1	-0.1	-0.1	-0.1	-0.1
Potassium (K)		3.9	3.9	6.1	5.8	5
Silica (SiO2)		10	11	14	12	11
Sodium (Na)		49.5	49.9	75.5	72.5	52.7
Sulfate (SO4)		469	476	1090	949	598
NON-METALS:						
Cyanide (CN)		-0.005	-0.005	-0.005	-0.005	-0.005
PHYSICAL PROPERTIES:						
Cond (umho/cm)		1120	1020	2140	1960	1420
pH	GPS (6.8)	7.33	7.5	6.92	7	7.38
TDS @ 180° C.	GPS (500)	788	744	1790	1660	1030
METALS-DISSOLVED mg/l:						
Aluminum (Al)	GPS (1.8)	-0.1	-0.1	-0.1	-0.1	-0.1
Arsenic (As)	GPS (.05)	-0.002	-0.002	-0.001	-0.001	-0.001
Barium (Ba)		-0.1	-0.1	-0.1	-0.1	-0.1
Beryllium (Be)	GPS (.01)	-0.01	-0.01	-0.01	-0.01	-0.01
Boron (B)		-0.1	-0.1	-0.1	-0.1	-0.1
Cadmium (Cd)	GPS (.01)	-0.005	-0.005	-0.005	-0.005	-0.005
Chromium (Cr)	GPS (.05)	-0.01	-0.01	-0.01	-0.01	-0.01
Cobalt (Co)		0.022	0.018	0.074	0.058	0.028
Copper (Cu)		-0.01	-0.01	-0.01	-0.01	-0.01
Iron (Fe)	GPS (0.6)	1.78	1.01	7.23	6.17	2.09
Lead (Pb)		-0.01	-0.01	-0.01	-0.01	-0.01
Manganese (Mn)	GPS (0.2)	0.26	0.26	0.63	0.57	0.35
Mercury (Hg)		-0.0002	-0.0002	-0.0002	-0.0002	-0.0002
Molybdenum (Mo)		-0.01	-0.01	-0.01	-0.01	-0.01
Nickel (Ni)	GPS (.01)	0.02	0.02	0.1	0.07	0.03
Selenium (Se)	GPS (.01)	-0.004	-0.004	0.002	-0.001	-0.001
Silver (Ag)		-0.01	-0.01	-0.01	-0.01	-0.01
Thallium (Tl)		-0.01	-0.01	-0.01	-0.01	-0.01
Vanadium (V2O5)		-0.1	-0.1	-0.1	-0.1	-0.1
Zinc (ZN)		0.01	-0.01	0.05	0.03	0.01
RADIOMETRIC pCi/l:						
Uranium, natural	GPS (36)	34	43.3	46.1	46.4	37.6
Radium 226		2.3	2.4	5.7	4.8	3
Radium Precision +/-		0.9	0.5	0.8	0.7	0.6
Radium 228		3.4	4	12.3	16.2	7.7
Radium Precision +/-		1.3	1.2	1	1.3	0.9
Comb. Ra226/228	GPS (5.8)	5.7	3.6	18	21	10.7
Thorium 230	GPS (7.0)	-0.2	-0.2	-0.2	-0.2	-0.2
Thorium Precision +/-						
Lead (Pb210)	GPS (8.9)	-1	-1	-1	-1	-1
Lead Precision +/-						
Gross Alpha	GPS (15)	10	2.8	7.3	5.8	7.1
Gross Alpha Precision +/-		1.2	0.6	0.8	0.8	1.1
QUALITY ASSURANCE DATA:						
TDS A/C Balance (dec. %)		1	0.95	1.08	1.14	1.09
ORGANICS mg/L:						
Diesel Range Organics (DRO)	GPS 10 (3)	ND	ND	ND	ND	ND
Gasoline Range Organics (GRO)	GPS 10 (3)	ND	ND	ND	ND	ND
VOLATILE ORGANIC COMPOUNDS mg/L:						
Chloromethane	0.12	ND	ND	ND	ND	ND
1,1-Dichloroethane	GPS 3 (2)	ND	ND	ND	ND	ND
1,1-Dichloroethene	GPS 0.007 (1)	ND	ND	ND	ND	ND
Naphthalene	GPS 1.3 (2)	ND	ND	ND	ND	ND
Toluene	GPS 1 (1)	ND	ND	ND	ND	ND
1,1,1-Trichloroethane	GPS 0.20 (1)	ND	ND	ND	ND	ND
1,2,4-Trimethylbenzene	GPS 0.012 (4)	ND	ND	ND	ND	ND
1,3,5-Trimethylbenzene	GPS 0.012 (4)	ND	ND	ND	ND	ND
m+p Xylenes	GPS 10 (1)	ND	ND	ND	ND	ND

(1) - EPA MCL
(2) - WY Drinking Water Equivalent Level
(3) - WY VRP, Fact Sheet 12
(4) - EPA RBC - Tap Water
(LAB: Energy Labs Inc. unless noted.)

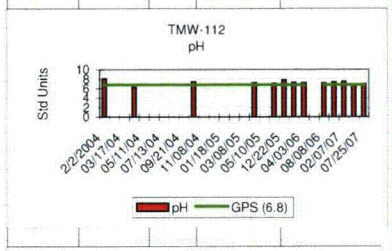

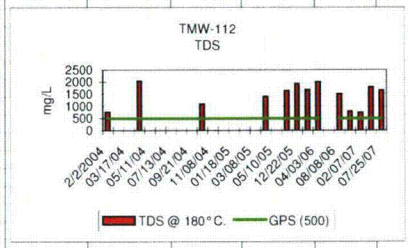

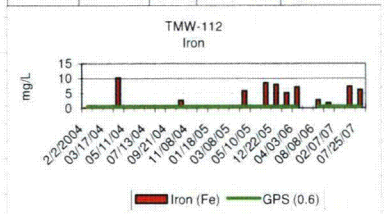

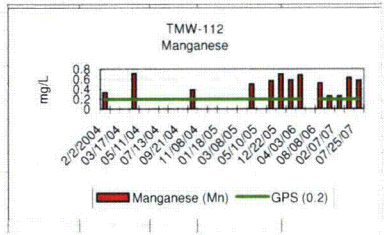

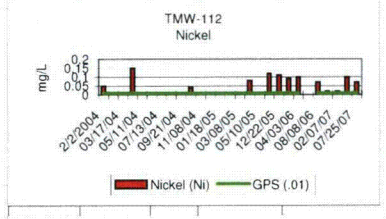

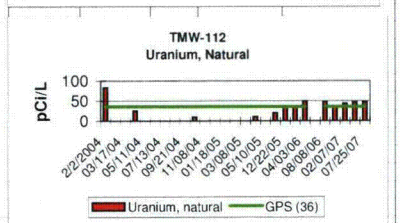

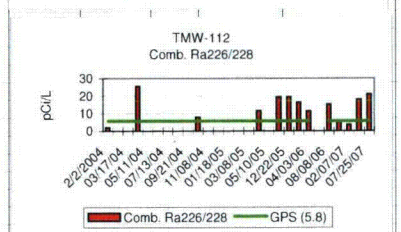

KENNECOTT URANIUM COMPANY
TMW-113
NORTHING: 148,600.06 EASTING: 324,199.95
ND = Non-detectable

	Groundwater Protection Standard (GPS)	2004							2005			2006				2007			
		1/26/04	2/17/04	3/17/04	4/12/04	5/11/04	6/10/04	10/12/04	4/11/05	7/18/05	12/21/05	2/7/06	4/4/06	8/8/06	11/13/06	2/7/07	5/9/07	7/25/07	10/2/07
FIELD DATA mg/l:																			
Temperature (C)	as of 5/26/05	8	8	8	10	10	14	12	11	12	8.2	6.3	11.3	13	9.8	8.9	10.8	11	10.3
pH (Std. Units)		12.3	11.4	10.8	10.9	8.9	7.2	7.6	7.2	7.4	7.43	7.4	7.58	7.58	7.24	7.44	7.41	7.5	7.6
Cond. (umho/cm)		2400	1140	1800	780	1000	1200	900	1260	880	1010	1070	1050	1510	1211	1298	1696	1519	1202
TDS																			
MAJOR IONS mg/l:																			
Alk-CaCO3		260			22.8			98	106	110	105	110	111	106	104	106	114	109	110
Bicarbonate (HCO3)		8			26.8			120	129	134	125	134	136	129	127	129	140	133	135
Calcium (Ca)		178			236			335	344	388	226	245	369	253	206	232	327	277	200
Carbonate (CO3)		104			-1			-1	-1	-1	2	-1	-1	-1	-1	-1	-1	-1	-1
Chloride (Cl)		14.3			36.3			34	44	41	29	27	34	26	19	23	28	26	25
Fluoride (F)		0.4			0.2			0.1	0.1	0.1	0.1	0.1	0.1	0.2	0.2	0.2	0.2	0.1	0.1
Magnesium (Mg)		-1			21.6			28.5	32.5	36.2	20	23.1	37.5	24.2	18.7	21.7	31.7	25.3	17.4
Nitrate-N (NO3)		-0.1			-0.1			-0.1	-0.1	-0.1	-0.1	-0.1	-0.1	-0.1	-0.1	-0.1	-0.1	-0.1	-0.1
Potassium (K)		14.8			9.1			5.4	5.8	5.3	4.4	4.5	5	4.9	3.8	4.3	4.9	4.6	4.5
Silica (SiO2)		8.1			7.6			12	12	13	13	12	13	11	12	12	11	13	12
Sodium (Na)		83.7			90.7			73.4	76.3	81.3	55.2	61.7	84.5	62	55.1	61.2	76.2	67.8	54.4
Sulfate (SO4)		391			752			838	1050	1030	675	642	992	700	546	684	859	699	568
NON-METALS:																			
Cyanide (CN)		-0.005			-0.005			-0.005	-0.005	-0.005	-0.005	-0.005	-0.005	-0.005	-0.005	-0.005	-0.005	-0.005	-0.005
PHYSICAL PROPERTIES:																			
Cond (umho/cm)		1730			1560			1960	2050	2010	1470	1480	1940	1610	1310	1380	1900	1640	1420
pH	GPS (6.8)	11.4			8.56			7.76	7.69	7.73	8.35	8.07	8.1	7.86	7.91	7.35	6.98	7.78	7.77
TDS @ 180°C.	GPS (500)	804			1230			1530	1710	1740	1150	1200	1700	1220	1010	1040	1530	1320	1050
METALS-DISSOLVED mg/l:																			
Aluminum (Al)	GPS (1.8)	-0.1			-0.1			-0.1	-0.1	-0.1	-0.1	-0.1	0.2	-0.1	-0.1	-0.1	-0.1	-0.1	-0.1
Arsenic (As)	GPS (.05)	0.001			0.006			0.005	0.007	0.006	0.004	0.002	0.004	0.003	0.003	0.003	0.003	0.003	0.003
Barium (Ba)		-0.1			-0.1			-0.1	-0.1	-0.1	-0.1	-0.1	-0.1	-0.1	-0.1	-0.1	-0.1	-0.1	-0.1
Beryllium (Be)	GPS (.01)	-0.01			-0.01			-0.01	-0.01	-0.01	-0.01	-0.01	-0.01	-0.01	-0.01	-0.01	-0.01	-0.01	-0.01
Boron (B)		-0.1			-0.1			-0.1	-0.1	-0.1	-0.1	-0.1	-0.1	-0.1	-0.1	-0.1	-0.1	-0.1	-0.1
Cadmium (Cd)	GPS (.01)	-0.005			-0.005			-0.005	-0.005	-0.005	-0.005	-0.005	-0.005	-0.005	-0.005	-0.005	-0.005	-0.005	-0.005
Chromium (Cr)	GPS (.05)	-0.01			-0.01			-0.01	-0.01	-0.01	-0.01	-0.01	-0.01	-0.01	-0.01	-0.01	-0.01	-0.01	-0.01
Cobalt (Co)		-0.001			-0.001			0.001	-0.001	-0.001	-0.001	-0.001	0.002	-0.001	-0.001	-0.001	0.001	-0.001	-0.001
Copper (Cu)		-0.01			-0.01			-0.01	-0.01	-0.01	-0.01	-0.01	-0.01	-0.01	-0.01	-0.01	-0.01	-0.01	-0.01
Iron (Fe)	GPS (0.6)	-0.05			-0.05			0.27	0.45	0.53	0.35	0.17	0.52	-0.05	-0.05	-0.05	-0.05	0.06	-0.05
Lead (Pb)		-0.01			-0.01			-0.01	-0.01	-0.01	-0.01	-0.01	-0.01	-0.01	-0.01	-0.01	-0.01	-0.01	-0.01
Manganese (Mn)	GPS (0.2)	-0.01			0.03			0.18	0.23	0.2	0.14	0.14	0.17	0.13	0.11	0.12	0.16	0.15	0.12
Mercury (Hg)		0.0007			0.0013			-0.0002	-0.0002	-0.0002	-0.0002	-0.0002	-0.0002	-0.0002	-0.0002	-0.0002	-0.0002	-0.0002	-0.0002
Molybdenum (Mo)		0.01			-0.01			-0.01	-0.01	-0.01	-0.01	-0.01	-0.01	-0.01	-0.01	-0.01	-0.01	-0.01	-0.01
Nickel (Ni)	GPS (.01)	-0.01			-0.01			-0.01	-0.01	-0.01	-0.01	-0.01	-0.01	-0.01	-0.01	-0.01	-0.01	-0.01	-0.01
Selenium (Se)	GPS (.01)	0.009			0.003			0.002	-0.004	-0.001	-0.001	-0.001	0.002	0.001	-0.001	-0.001	0.001	-0.001	-0.001
Silver (Ag)		-0.01			-0.01			-0.01	-0.01	-0.01	-0.01	-0.01	-0.01	-0.01	-0.01	-0.01	-0.01	-0.01	-0.01
Thallium (Tl)		-0.01			-0.01			-0.01	-0.01	-0.01	-0.01	-0.01	-0.01	-0.01	-0.01	-0.01	-0.01	-0.01	-0.01
Vanadium (V2O5)		-0.1			-0.1			-0.1	-0.1	-0.1	-0.1	-0.1	-0.1	-0.1	-0.1	-0.1	-0.1	-0.1	-0.1
Zinc (ZN)		-0.01			-0.01			0.02	0.01	-0.01	-0.01	-0.01	-0.01	-0.01	-0.01	-0.01	-0.01	-0.01	-0.01
RADIOMETRIC pCi/l:																			
Uranium, natural	GPS (36)	6.2			160			100	158	150	65.7	69.4	138	97.9	66	57.1	115	80.8	55.2
Radium 226		1.1			1.6			2.8	3.3	3.9	2.1	2.2	2	2.3	4	2.2	2.8	1.8	1.8
Radium Precision +/-		0.4			0.6			0.6	0.7	0.8	0.6	0.7	0.5	0.5	0.7	0.5	0.6	0.4	0.4
Radium 228		-1			3.8			8.2	7.7	7.2	6.3	9.7	-1	4.7	8.2	3.6	6.1	6.1	5.3
Radium Precision +/-					1.1			1.5	1	1.4	1.2	1.1		0.8	1.1	1.2	0.9	0.9	0.9
Comb. Ra226/228	GPS (5.8)	1.1			5.4			11	11	11.1	8.4	11.9	2	7	12.2	5.8	8.9	7.9	7.1
Thorium 230	GPS (7.0)	-0.2			-0.2			-0.2	-0.2	-0.2	-0.2	-0.2	-0.2	-0.2	-0.2	-0.2	-0.2	-0.2	-0.2
Thorium Precision +/-																			
Lead (Pb210)	GPS (8.9)	-1			-1			-1	-1	-1	-1	-1	-1	-1	-1	-1	-1	-1	-1
Lead Precision +/-																			
Gross Alpha	GPS (15)	1.6			9.6			2.9	4.4	5.3	3	3.4	4.4	2.5	3.9	1.5	3.5	3	3.6
Gross Alpha Precision +/-		1			1.6			1.1	1.5	1.7	1.1	1.4	1.3	1	0.5	0.8	0.6	0.6	0.9
QUALITY ASSURANCE DATA:																			
TDS A/C Balance (dec. %)		0.96			1.06			1.1	1.05	1.05	1.06	1.11	1.04	1.07	1.09	0.95	1.09	1.12	1.11
ORGANICS mg/L:																			
Diesel Range Organics (DRO)	GPS 10 (3)	ND	ND	ND	ND	ND	ND			ND	ND	ND	ND	ND	ND	ND	ND	ND	ND
Gasoline Range Organics (GRO)	GPS 10 (3)	ND	ND	ND	ND	ND	ND			ND	ND	ND	ND	ND	ND	ND	ND	ND	0.058
VOLATILE ORGANIC COMPOUNDS mg/L:																			
Chloromethane	0.12	ND	ND	ND	ND	ND	ND			ND	0.012	0.0013	ND	ND	ND	ND	ND	ND	ND
1,1-Dichloroethane	GPS 3 (2)	ND	ND	ND	ND	ND	ND			ND	ND	ND	ND	ND	ND	ND	ND	ND	ND
1,1-Dichloroethene	GPS 0.007 (1)	ND	ND	ND	ND	ND	ND			ND	ND	ND	ND	ND	ND	ND	ND	ND	ND
Naphthalene	GPS 1.3 (2)	0.0022	0.0018	0.0014	ND	ND	ND			ND	ND	ND	ND	ND	ND	ND	ND	ND	ND
Toluene	GPS 1 (1)	ND	ND	ND	ND	ND	ND			ND	ND	ND	ND	ND	ND	ND	ND	ND	ND
1,1,1-Trichloroethane	GPS 0.20 (1)	ND	ND	ND	ND	ND	ND			ND	ND	ND	ND	ND	ND	ND	ND	ND	ND
1,2,4-Trimethylbenzene	GPS 0.012 (4)	ND	ND	ND	ND	ND	ND			ND	ND	ND	ND	ND	ND	ND	ND	ND	ND
1,3,5-Trimethylbenzene	GPS 0.012 (4)	ND	ND	ND	ND	ND	ND			ND	ND	ND	ND	ND	ND	ND	ND	ND	ND
m+p Xylenes	GPS 10 (1)	ND	ND	ND	ND	ND	ND			ND	ND	ND	ND	ND	ND	ND	ND	ND	ND

(1) - EPA MCL
(2) - WY Drinking Water Equivalent Level
(3) - WY VRP, Fact Sheet 12
(4) - EPA RBC - Tap Water
(LAB: Energy Labs Inc. unless noted.)

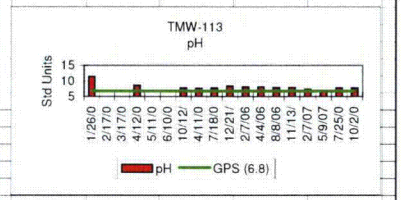

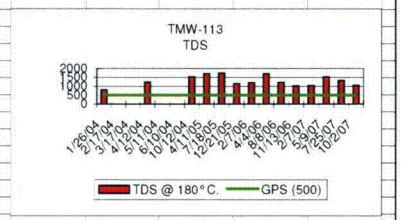

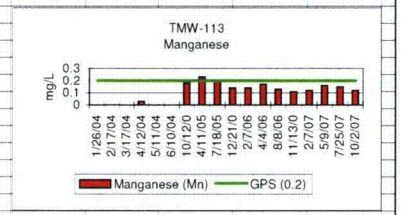

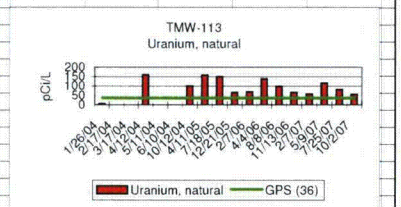

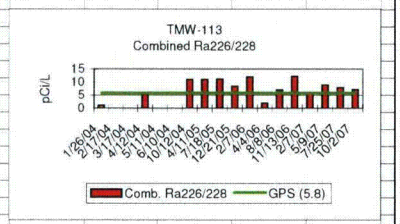

KENNECOTT URANIUM COMPANY

TMW-115

NORTHING: 148,499.96 EASTING: 324,199.79

ND = Non-detectable

	Groundwater Protection Standard (GPS)	2004				2005			2006			2007			
		1/21/2004	02/17/04	04/12/04	10/12/04	04/11/05	07/19/05	12/14/05	01/17/06	04/05/06	08/09/06	10/07/06	01/10/07	04/11/07	07/22/07	10/01/07
FIELD DATA mg/l:																
Temperature (C)	as of 5/26/05	8	8	11	11	9	12	5.9	6.4	12.3	12.9	10.1	8.9	9.7	12	11.5
pH (Std. Units)		12.5	12.3	12.1	11.2	8.2	7.4	7.46	7.67	7.65	7.25	7.52	7.64	7.47	7.7	7.6
Cond. (umho/cm)		1100	1360	1280	780	860	640	800	870	620	960	1013	915	1130	1138	1076
TDS																
MAJOR IONS mg/l:																
Alk-CaCO3		113		266	29	23	87	115	118	117	112	115	115	110	120	128
Bicarbonate (HCO3)		13.5		6	7	28	106	140	143	142	137	141	140	134	150	156
Calcium (Ca)		129		187	192	174	269	188	180	170	151	177	151	204	198	182
Carbonate (CO3)		74.5		191	17	-1	-1	-1	-1	-1	-1	-1	-1	-1	-1	-1
Chloride (Cl)		9.7		8.9	16	12	18	16	16	13	14	13	14	18	14	16
Fluoride (F)		0.3		0.3	0.1	0.1	0.1	0.2	-0.1	0.2	0.2	0.1	0.2	0.2	0.1	0.1
Hydroxide as OH		16.6		-1												
Magnesium (Mg)		1.2		-0.1	3.7	13.4	20.2	16.6	15.8	14.8	13	15.2	13.4	17.9	17.1	14.8
Nitrate-N (NO3)		-0.1		14.6	-0.1	-0.1	-0.1	-0.1	-0.1	-0.1	-0.1	-0.1	-0.1	-0.1	-0.1	-0.1
Potassium (K)		13.5		14.6	10	8.1	5.8	4.1	4.1	3.2	4	3.7	3.7	4.2	3.9	4.5
Silica (SiO2)		15.1		8.8	4	11	12	14	13	14	11	13	14	13	12	14
Sodium (Na)		70.9		79.3	66.5	62.5	59	50.5	49.6	50.5	46.2	52.1	48	55.5	55.3	54.1
Sulfate (SO4)		308		353	557	573	714	485	474	427	389	445	384	548	542	478
NON-METALS:																
Cyanide (CN)		-0.005		-0.005	-0.005	-0.005	-0.005	-0.005	-0.005	-0.005	-0.005	-0.005	-0.005	-0.005	-0.005	-0.005
PHYSICAL PROPERTIES:																
Cond (umho/cm)		1290		1860	1250	1250	1410	1110	1160	1050	1070	1070	976	1240	1190	1230
pH	GPS (6.8)	11		11.8	10.6	7.92	7.92	8.08	8.13	8.19	7.96	7.86	7.94	6.94	7.86	7.88
TDS @ 180°C.	GPS (500)	641		814	875	925	1150	830	890	778	744	784	696	904	874	886
METALS-DISSOLVED mg/l:																
Aluminum (Al)	GPS (1.8)	-0.1		-0.1	-0.1	-0.1	-0.1	-0.1	-0.1	-0.1	-0.1	-0.1	-0.1	-0.1	-0.1	-0.1
Arsenic (As)	GPS (.05)	0.002		0.003	-0.001	0.001	0.001	-0.001	-0.001	-0.001	-0.001	-0.001	-0.001	-0.001	-0.001	-0.001
Barium (Ba)		-0.1		-0.1	-0.1	-0.1	-0.1	-0.1	-0.1	-0.1	-0.1	-0.1	-0.1	-0.1	-0.1	-0.1
Beryllium (Be)	GPS (.01)	-0.01		-0.01	-0.01	-0.01	-0.01	-0.01	-0.01	-0.01	-0.01	-0.01	-0.01	-0.01	-0.01	-0.01
Boron (B)		-0.1		-0.1	-0.1	-0.1	-0.1	-0.1	-0.1	-0.1	-0.1	-0.1	-0.1	-0.1	-0.1	-0.1
Cadmium (Cd)	GPS (.01)	-0.005		-0.005	-0.005	-0.005	-0.005	-0.005	-0.005	-0.005	-0.005	-0.005	-0.005	-0.005	-0.005	-0.005
Chromium (Cr)	GPS (.05)	-0.01		-0.01	-0.01	-0.01	-0.01	-0.01	-0.01	-0.01	-0.01	-0.01	-0.01	-0.01	-0.01	-0.01
Cobalt (Co)		-0.001		-0.001	-0.001	-0.001	-0.001	-0.001	-0.001	-0.001	-0.001	-0.001	-0.001	-0.001	-0.001	-0.001
Copper (Cu)		-0.01		-0.01	-0.01	-0.01	-0.01	-0.01	-0.01	-0.01	-0.01	-0.01	-0.01	-0.01	-0.01	-0.01
Iron (Fe)	GPS (0.6)	-0.05		-0.05	-0.05	0.07	-0.05	-0.05	-0.05	-0.05	0.06	0.06	0.05	0.13	-0.05	-0.05
Lead (Pb)		-0.01		-0.01	-0.01	-0.01	-0.01	-0.01	-0.01	-0.01	-0.01	-0.01	-0.01	-0.01	-0.01	-0.01
Manganese (Mn)	GPS (0.2)	-0.01		-0.01	-0.01	0.02	0.11	0.09	0.1	0.08	0.07	0.08	0.08	0.12	0.11	0.11
Mercury (Hg)		0.0011		0.006	-0.0002	-0.0002	-0.0002	-0.0002	-0.0002	-0.0002	-0.0002	-0.0002	-0.0002	-0.0002	-0.0002	-0.0002
Molybdenum (Mo)		0.02		0.02	-0.01	-0.01	-0.01	-0.01	-0.01	-0.01	-0.01	-0.01	-0.01	-0.01	-0.01	-0.01
Nickel (Ni)	GPS (.01)	-0.01		-0.01	-0.01	-0.01	-0.01	-0.01	-0.01	-0.01	-0.01	-0.01	-0.01	-0.01	-0.01	-0.01
Selenium (Se)	GPS (.01)	0.007		0.002	0.002	0.001	0.001	-0.001	-0.001	-0.001	-0.001	-0.001	-0.001	-0.001	-0.001	-0.001
Silver (Ag)		-0.01		-0.01	-0.01	-0.01	-0.01	-0.01	-0.01	-0.01	-0.01	-0.01	-0.01	-0.01	-0.01	-0.01
Thallium (Tl)		-0.01		-0.01	-0.01	-0.01	-0.01	-0.01	-0.01	-0.01	-0.01	-0.01	-0.01	-0.01	-0.01	-0.01
Vanadium (V2O5)		-0.1		-0.1	-0.1	-0.1	-0.1	-0.1	-0.1	-0.1	-0.1	-0.1	-0.1	-0.1	-0.1	-0.1
Zinc (ZN)		-0.01		-0.01	-0.01	-0.01	-0.01	-0.01	-0.01	-0.01	-0.01	0.01	-0.01	-0.01	-0.01	-0.01
RADIOMETRIC pCi/l:																
Uranium, natural	GPS (36)	-0.2		0.4	0.4	12.9	15.6	11.4	12.3	10.8	9.4	9.8	8.6	8.9	10.7	11.5
Radium 226		1		1	1.2	1.3	1.9	2.4	2.2	1.4	1.4	1.4	3.4	2.6	4.3	1.6
Radium Precision +/-		0.4		0.5	0.4	0.5	0.5	0.6	0.9	0.4	0.5	0.4	0.7	0.6	0.7	0.4
Radium 228		-1		-1	-1	2.1	4.1	2.9	4.2	-1	5.9	3.2	3	4	5.1	5
Radium Precision +/-						0.9	1.3	1.2	1.2		0.8	1.1	0.9	1	1	0.9
Comb. Ra226/228	GPS (5.8)	1		1	1.2	3.4	6	5.3	6.4	1.4	7.3	4.6	6.4	6.6	9.4	6.6
Thorium 230	GPS (7.0)	-0.2		-0.2	-0.2	-0.2	-0.2	-0.2	-0.2	-0.2	-0.2	-0.2	-0.2	-0.2	-0.2	-0.2
Thorium Precision +/-																
Lead (Pb210)	GPS (8.9)	-1		-1	-1	-1	-1	-1	-1	-1	-1	4.4	-1	-1	-1	-1
Lead Precision +/-												1.5				
Gross Alpha	GPS (15)	3.1		-1	1.1	-1	2.6	3.1	2.8	1.4	2.3	2	1.7	4.7	4.8	4.8
Gross Alpha Precision +/-		1.1			1		1.2	0.9	1.3	0.7	1	0.6	0.5	0.9	0.5	1
QUALITY ASSURANCE DATA:																
TDS A/C Balance (dec. %)		1.07		1.01	1.01	1.07	1	0.98	1.08	1.02	1.07	0.99	1	0.98	0.95	1.05
ORGANICS mg/L:																
Diesel Range Organics (DRO)	GPS 10 (3)	ND	ND	ND			ND	ND	ND	ND	ND	ND	ND	ND	5.8	ND
Gasoline Range Organics (GRO)	GPS 10 (3)	ND	ND	ND			ND	ND	ND	ND	ND	ND	ND	ND	ND	ND
VOLATILE ORGANIC COMPOUNDS mg/L:																
Chloromethane	0.12	ND	ND	ND			ND	0.012	0.017	ND	ND	ND	ND	ND	ND	ND
1,1-Dichloroethane	GPS 3 (2)	ND	ND	ND			ND	ND	ND	ND	ND	ND	ND	ND	ND	ND
1,1-Dichloroethene	GPS 0.007 (1)	ND	ND	ND			ND	ND	ND	ND	ND	ND	ND	ND	ND	ND
Naphthalene	GPS 1.3 (2)	ND	ND	ND			ND	ND	ND	ND	ND	ND	ND	ND	ND	ND
Toluene	GPS 1 (1)	ND	ND	ND			ND	ND	ND	ND	ND	ND	ND	ND	ND	ND
1,1,1-Trichloroethane	GPS 0.20 (1)	ND	ND	ND			ND	ND	ND	ND	ND	ND	ND	ND	ND	ND
1,2,4-Trimethylbenzene	GPS 0.012 (4)	ND	ND	ND			ND	ND	ND	ND	ND	ND	ND	ND	ND	ND
1,3,5-Trimethylbenzene	GPS 0.012 (4)	ND	ND	ND			ND	ND	ND	ND	ND	ND	ND	ND	ND	ND
m+p Xylenes	GPS 10 (1)	ND	ND	ND			ND	ND	ND	ND	ND	ND	ND	ND	ND	ND

(1) - EPA MCL
(2) - WY Drinking Water Equivalent Level
(3) - WY VRP, Fact Sheet 12
(4) - EPA RBC - Tap Water
(LAB: Energy Labs Inc. unless noted.)

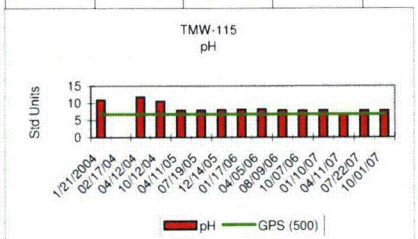

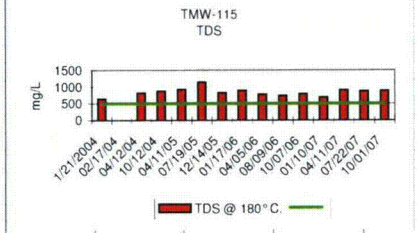

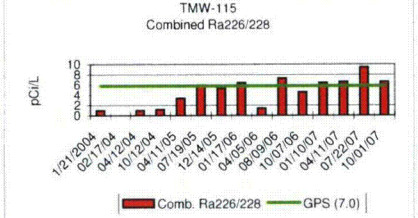

Diesel Excavation
Monitor Wells

Background Radionuclide Sample Locations – West End Diesel Contaminated Soil Excavation



LABORATORY ANALYTICAL REPORT

Client: Kennecott Uranium Company
Project: Sweetwater Uranium
Lab ID: C06110788-002
Client Sample ID: S.W. Corner Diesel Excavation at Bench 1

Report Date: 12/12/06
Collection Date: 11/16/06 10:25
DateReceived: 11/17/06
Matrix: Soil

Analyses	Result	Units	Qualifier	RL	MCL/ QCL	Method	Analysis Date / By
PHYSICAL PROPERTIES							
Moisture	4.5	%		0.1		USDA26	11/22/06 08:45 / dj
RADIONUCLIDES - GAMMA, FINAL							
Radium 226	18.3	pCi/g-dry		1.0		E901.1	12/04/06 08:50 / db
Radium 226 precision (±)	1.4	pCi/g-dry				E901.1	12/04/06 08:50 / db
RADIONUCLIDES - GAMMA, INITIAL							
Radium 226	12.7	pCi/g-dry		1.0		E901.1	11/20/06 09:30 / db
Radium 226 precision (±)	1.4	pCi/g-dry				E901.1	11/20/06 09:30 / db

Report Definitions:
RL - Analyte reporting limit.
QCL - Quality control limit.
MCL - Maximum contaminant level.
ND - Not detected at the reporting limit.

ENERGY LABORATORIES, INC. * 2393 Salt Creek Highway (82601) * PO Box 3258 * Casper, WY 82602

LABORATORY ANALYTICAL REPORT

Client: Kennecott Uranium Company
Project: Sweetwater Uranium
Lab ID: C06110792-002
Client Sample ID: S.W. Corner Diesel Excavation at Bench 1

Report Date: 12/12/06
Collection Date: 11/16/06 10:25
DateReceived: 11/17/06
Matrix: Soil

Analyses	Result	Units	Qualifier	RL	MCL/ QCL	Method	Analysis Date / By
AGRONOMIC PROPERTIES							
Sulfate	63	mg/kg-dry		10		SW6010B	11/21/06 11:25 / trs
PHYSICAL PROPERTIES							
Moisture	4.5	%		0.1		USDA26	11/22/06 08:45 / dj
pH, 1:10	8.93	s.u.		0.01		ASA10-3	11/20/06 12:33 / mb
METALS - TOTAL							
Uranium	43.3	mg/kg-dry	D	0.03		SW6020	11/21/06 13:11 / bws
RADIONUCLIDES - TOTAL							
Thorium 230	6.4	pCi/g-dry		0.1		E907.0	11/30/06 15:00 / df
Thorium 230 precision (±)	1.2	pCi/g-dry				E907.0	11/30/06 15:00 / df
ORGANIC CHARACTERISTICS							
Diesel Range Organics (DRO)	ND	mg/kg		10		SW8015M as	11/20/06 23:46 / bah
Oil Range Hydrocarbons (C28-C40+)	ND	mg/kg		10		SW8015M as	11/20/06 23:46 / bah
Total Extractable Hydrocarbons	ND	mg/kg		10		SW8015M as	11/20/06 23:46 / bah
Surr: o-Terphenyl	91.0	%REC			60-130	SW8015M as	11/20/06 23:46 / bah

Report Definitions:
RL - Analyte reporting limit.
QCL - Quality control limit.
D - RL increased due to sample matrix interference.
MCL - Maximum contaminant level.
ND - Not detected at the reporting limit.

ENERGY LABORATORIES, INC. * 2393 Salt Creek Highway (82601) * PO Box 3258 * Casper, WY 82602

LABORATORY ANALYTICAL REPORT

Client: Kennecott Uranium Company
Project: Sweetwater Uranium
Lab ID: C06110788-003
Client Sample ID: Diesel Excavtion North Wall West End Bottom Redox 2

Report Date: 12/12/06
Collection Date: 11/17/06 10:39
DateReceived: 11/17/06
Matrix: Soil

Analyses	Result	Units	Qualifier	RL	MCL/ QCL	Method	Analysis Date / By
PHYSICAL PROPERTIES							
Moisture	3.1	%		0.1		USDA26	11/22/06 08:45 / dj
RADIONUCLIDES - GAMMA, FINAL							
Radium 226	4.6	pCi/g-dry		1.0		E901.1	12/04/06 08:50 / db
Radium 226 precision (±)	1.1	pCi/g-dry				E901.1	12/04/06 08:50 / db
RADIONUCLIDES - GAMMA, INITIAL							
Radium 226	4.4	pCi/g-dry		1.0		E901.1	11/20/06 09:30 / db
Radium 226 precision (±)	1.1	pCi/g-dry				E901.1	11/20/06 09:30 / db

Report Definitions:
RL - Analyte reporting limit.
QCL - Quality control limit.
MCL - Maximum contaminant level.
ND - Not detected at the reporting limit.

ENERGY LABORATORIES, INC. * 2393 Salt Creek Highway (82601) * PO Box 3258 * Casper, WY 82602

LABORATORY ANALYTICAL REPORT

Client: Kennecott Uranium Company
Project: Sweetwater Uranium
Lab ID: C06110792-003
Client Sample ID: Diesel Excavation North Wall West End Bottom Redox 2

Report Date: 12/12/06
Collection Date: 11/16/06 10:39
DateReceived: 11/17/06
Matrix: Soil

Analyses	Result	Units	Qualifier	RL	MCL/ QCL	Method	Analysis Date / By
AGRONOMIC PROPERTIES							
Sulfate	94	mg/kg-dry		10		SW6010B	11/21/06 11:29 / trs
PHYSICAL PROPERTIES							
Moisture	3.1	%		0.1		USDA26	11/22/06 08:45 / dj
pH, 1:10	8.45	s.u.		0.01		ASA10-3	11/20/06 12:33 / mb
METALS - TOTAL							
Uranium	17.5	mg/kg-dry	D	0.03		SW6020	11/21/06 13:18 / bws
RADIONUCLIDES - TOTAL							
Thorium 230	5.9	pCi/g-dry		0.1		E907.0	11/30/06 15:00 / df
Thorium 230 precision (±)	1.3	pCi/g-dry				E907.0	11/30/06 15:00 / df
ORGANIC CHARACTERISTICS							
Diesel Range Organics (DRO)	ND	mg/kg		10		SW8015M as	11/21/06 00:32 / bah
Oil Range Hydrocarbons (C28-C40+)	ND	mg/kg		10		SW8015M as	11/21/06 00:32 / bah
Total Extractable Hydrocarbons	ND	mg/kg		10		SW8015M as	11/21/06 00:32 / bah
Surr: o-Terphenyl	88.0	%REC			60-130	SW8015M as	11/21/06 00:32 / bah

Report Definitions:
RL - Analyte reporting limit.
QCL - Quality control limit.
D - RL increased due to sample matrix interference.
MCL - Maximum contaminant level.
ND - Not detected at the reporting limit.

ENERGY LABORATORIES, INC. * 2393 Salt Creek Highway (82601) * PO Box 3258 * Casper, WY 82602

LABORATORY ANALYTICAL REPORT

Client: Kennecott Uranium Company
Project: Sweetwater Uranium
Lab ID: C06110788-004
Client Sample ID: Diesel Excavtion South Wall at Bottom 3

Report Date: 12/12/06
Collection Date: 11/16/06 11:00
DateReceived: 11/17/06
Matrix: Soil

Analyses	Result	Units	Qualifier	RL	MCL/ QCL	Method	Analysis Date / By
PHYSICAL PROPERTIES							
Moisture	11.8	%		0.1		USDA26	11/22/06 08:45 / dj
RADIONUCLIDES - GAMMA, FINAL							
Radium 226	20.2	pCi/g-dry		1.0		E901.1	12/04/06 08:50 / db
Radium 226 precision (±)	1.9	pCi/g-dry				E901.1	12/04/06 08:50 / db
RADIONUCLIDES - GAMMA, INITIAL							
Radium 226	16.5	pCi/g-dry		1.0		E901.1	11/20/06 09:30 / db
Radium 226 precision (±)	1.8	pCi/g-dry				E901.1	11/20/06 09:30 / db

Report Definitions:
RL - Analyte reporting limit.
QCL - Quality control limit.
MCL - Maximum contaminant level.
ND - Not detected at the reporting limit.

ENERGY LABORATORIES, INC. * 2393 Salt Creek Highway (82601) * PO Box 3258 * Casper, WY 82602

LABORATORY ANALYTICAL REPORT

Client: Kennecott Uranium Company
Project: Sweetwater Uranium
Lab ID: C06110792-004
Client Sample ID: Diesel Excavation South Wall at Bottom 3

Report Date: 12/12/06
Collection Date: 11/16/06 11:00
DateReceived: 11/17/06
Matrix: Soil

Analyses	Result	Units	Qualifier	RL	MCL/ QCL	Method	Analysis Date / By
AGRONOMIC PROPERTIES							
Sulfate	321	mg/kg-dry		10		SW6010B	11/21/06 11:32 / trs
PHYSICAL PROPERTIES							
Moisture	11.8	%		0.1		USDA26	11/22/06 08:45 / dj
pH, 1:10	8.10	s.u.		0.01		ASA10-3	11/20/06 12:33 / mb
METALS - TOTAL							
Uranium	9.85	mg/kg-dry	D	0.04		SW6020	11/21/06 13:55 / bws
RADIONUCLIDES - TOTAL							
Thorium 230	1.7	pCi/g-dry		0.1		E907.0	11/30/06 15:00 / df
Thorium 230 precision (±)	0.7	pCi/g-dry				E907.0	11/30/06 15:00 / df
ORGANIC CHARACTERISTICS							
Diesel Range Organics (DRO)	ND	mg/kg		10		SW8015M as	11/21/06 01:18 / bah
Oil Range Hydrocarbons (C28-C40+)	ND	mg/kg		10		SW8015M as	11/21/06 01:18 / bah
Total Extractable Hydrocarbons	ND	mg/kg		10		SW8015M as	11/21/06 01:18 / bah
Surr: o-Terphenyl	88.0	%REC			60-130	SW8015M as	11/21/06 01:18 / bah

Report Definitions:
RL - Analyte reporting limit.
QCL - Quality control limit.
D - RL increased due to sample matrix interference.
MCL - Maximum contaminant level.
ND - Not detected at the reporting limit.

ENERGY LABORATORIES, INC. * 2393 Salt Creek Highway (82601) * PO Box 3258 * Casper, WY 82602

LABORATORY ANALYTICAL REPORT

Client: Kennecott Uranium Company
Project: Sweetwater Uranium
Lab ID: C06110792-001
Client Sample ID: Diesel Excavation South Wall Center/Bottom 4

Report Date: 12/12/06
Collection Date: 11/16/06 10:43
DateReceived: 11/17/06
Matrix: Soil

Analyses	Result	Units	Qualifier	RL	MCL/ QCL	Method	Analysis Date / By
AGRONOMIC PROPERTIES							
Sulfate	81	mg/kg-dry		10		SW6010B	11/21/06 11:22 / trs
PHYSICAL PROPERTIES							
Moisture	7.4	%		0.1		USDA26	11/22/06 08:45 / dj
pH, 1:10	8.56	s.u.		0.01		ASA10-3	11/20/06 12:33 / mb
METALS - TOTAL							
Uranium	16.4	mg/kg-dry	D	0.03		SW6020	11/21/06 13:03 / bws
RADIONUCLIDES - TOTAL							
Thorium 230	0.7	pCi/g-dry		0.1		E907.0	11/30/06 15:00 / df
Thorium 230 precision (±)	0.5	pCi/g-dry				E907.0	11/30/06 15:00 / df
ORGANIC CHARACTERISTICS							
Diesel Range Organics (DRO)	ND	mg/kg		10		SW8015M as	11/20/06 23:00 / bah
Oil Range Hydrocarbons (C28-C40+)	ND	mg/kg		10		SW8015M as	11/20/06 23:00 / bah
Total Extractable Hydrocarbons	ND	mg/kg		10		SW8015M as	11/20/06 23:00 / bah
Surr: o-Terphenyl	96.0	%REC			60-130	SW8015M as	11/20/06 23:00 / bah

Report Definitions:
RL - Analyte reporting limit.
QCL - Quality control limit.
D - RL increased due to sample matrix interference.
MCL - Maximum contaminant level.
ND - Not detected at the reporting limit.

ENERGY LABORATORIES, INC. * 2393 Salt Creek Highway (82601) * PO Box 3258 * Casper, WY 82602

LABORATORY ANALYTICAL REPORT

Client: Kennecott Uranium Company
Project: Sweetwater Uranium
Lab ID: C06110788-001
Client Sample ID: Diesel Excavation South Wall Center/Bottom 4

Report Date: 12/12/06
Collection Date: 11/16/06 10:43
DateReceived: 11/17/06
Matrix: Soil

Analyses	Result	Units	Qualifier	RL	MCL/ QCL	Method	Analysis Date / By
PHYSICAL PROPERTIES							
Moisture	7.4	%		0.1		USDA26	11/22/06 08:45 / dj
RADIONUCLIDES - GAMMA, FINAL							
Radium 226	6.0	pCi/g-dry		1.0		E901.1	12/04/06 08:50 / db
Radium 226 precision (±)	1.3	pCi/g-dry				E901.1	12/04/06 08:50 / db
RADIONUCLIDES - GAMMA, INITIAL							
Radium 226	5.0	pCi/g-dry		1.0		E901.1	11/20/06 09:30 / db
Radium 226 precision (±)	1.3	pCi/g-dry				E901.1	11/20/06 09:30 / db

Report Definitions:
RL - Analyte reporting limit.
QCL - Quality control limit.
MCL - Maximum contaminant level.
ND - Not detected at the reporting limit.

Kennecott Uranium Company		Collected		
Sweetwater Uranium Project		in uncased		
TMW-10		hole		
Northing: 149145.59	Groundwater			
Easting: 323037.81	Protection	8/21/07	9/5/07	12/5/07
FIELD DATA mg/l:	**(GPS)**			
Temperature (C)		18.00	16.20	9
pH (Std. Units)		7.7	7.4	7.4
Cond. (umho/cm)		1985	236	235
TDS				
MAJOR IONS mg/l:				
Alk-CaCO3		88	86	99
Bicarbonate (HCO3)		108	105	120
Calcium (Ca)		382	425	380
Carbonate (CO3)		-1	-1	-1
Chloride (Cl)		86	117	132
Fluoride (F)		0.3	0.3	0.1
Magnesium (Mg)		40	42.9	39.4
Nitrate-N (NO3)		4.8	7.3	7.5
Potassium (K)		7.4	8	5.9
Silica (SiO2)		10	8	8
Sodium (Na)		79.6	88.6	86.8
Sulfate (SO4)		1040	1080	976
NON-METALS:				
Cyanide (CN)		-0.005	-0.005	-0.005
PHYSICAL PROPERTIES:				
Cond (umho/cm)		2210	2220	2280
pH	GPS (6.8)	7.88	7.54	7.79
TDS @ 180° C.	GPS (500)	1810	1800	1910
METALS-DISSOLVED mg/l:				
Aluminum (Al)	GPS (1.8)	-0.1	-0.1	-0.1
Arsenic (As)	GPS (.05)	-0.001	-0.001	-0.001
Barium (Ba)		-0.1	-0.1	-0.1
Beryllium (Be)	GPS (.01)	-0.01	-0.01	-0.01
Boron (B)		-0.1	-0.1	-0.1
Cadmium (Cd)	GPS (.01)	-0.005	-0.005	-0.005
Chromium (Cr)	GPS (.05)	-0.01	-0.01	-0.01
Cobalt (Co)		-0.001	-0.001	-0.001
Copper (Cu)		-0.01	-0.01	-0.01
Iron (Fe)	GPS (0.6)	-0.05	-0.05	0.17
Lead (Pb)		-0.01	-0.01	-0.01
Manganese (Mn)	GPS (0.2)	0.03	0.02	0.02
Mercury (Hg)		-0.0002	-0.0002	-0.0002
Molybdenum (Mo)		-0.01	-0.01	-0.01
Nickel (Ni)	GPS (.01)	-0.01	-0.01	-0.01
Selenium (Se)	GPS (.01)	0.338	0.467	0.495
Silver (Ag)		-0.01	-0.01	-0.01
Thallium (Tl)		-0.01	-0.01	-0.01
Vanadium (V2O5)		-0.1	-0.1	-0.1
Zinc (ZN)		-0.01	-0.01	-0.01
RADIOMETRIC pCi/l:				
Uranium, natural	GPS (36)	785	1460	1680
Radium 226		410	13	22.6
Radium Precision +/-		14.7	1.1	1.7
Radium 228		4.2	3.5	3.5
Radium Precision +/-		1	1	1.2
Comb. Ra226/228	GPS (5.8)	414.2	16.5	26.1
Thorium 230	GPS (7.0)	-0.2	-0.2	-0.2
Thorium Precision +/-				
Lead (Pb210)	GPS (8.9)	-1	-1	1.9
Lead Precision +/-				1.2
Gross Alpha	GPS (15)	429	15.4	30.1
Gross Alpha Precision +/-		6.2	1.7	1.6
QUALITY ASSURANCE DATA:				
TDS A/C Balance (dec. %)		1.05	0.97	1.11
ORGANICS mg/L:				
Diesel Range Organics (DRO)	GPS 10 (3)	ND	ND	
Gasoline Range Organics (GRO)	GPS 10 (3)	ND	ND	
VOLATILE ORGANIC COMPOUNDS mg/L:				
Chloromethane	0.12	ND	ND	
Chloroform		0.0011	0.011	
1,1-Dichloroethane	GPS 3 (2)	ND	ND	
1,1-Dichloroethene	GPS 0.007 (1)	ND	ND	
Naphthalene	GPS 1.3 (2)	ND	ND	
Toluene	GPS 1 (1)	ND	ND	
1,1,1-Trichloroethane	GPS 0.20 (1)	ND	0.0016	
1,2,4-Trimethylbenzene	GPS 0.012 (4)	ND	ND	
1,3,5-Trimethylbenzene	GPS 0.012 (4)	ND	ND	
m+p Xylenes	GPS 10 (1)	ND	ND	
(1) - EPA MCL				
(2) - WY Drinking Water Equivalent Level				
(3) - WY VRP, Fact Sheet 12				
(4) - EPA RBC - Tap Water				
(LAB: Energy Labs Inc. unless noted.)				

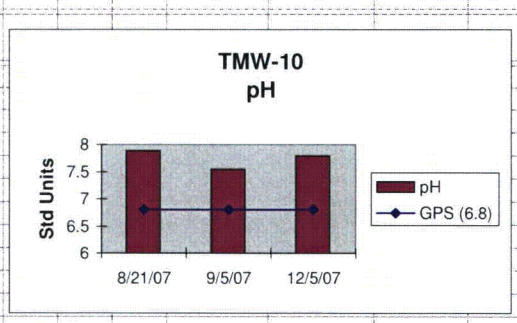

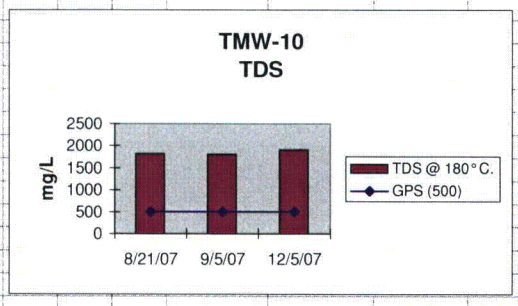

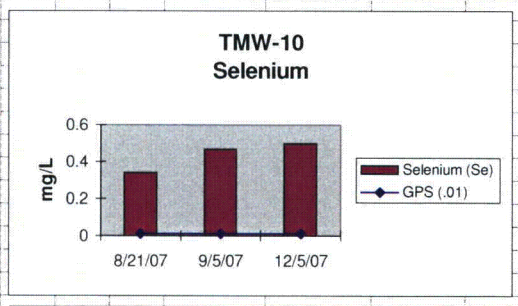

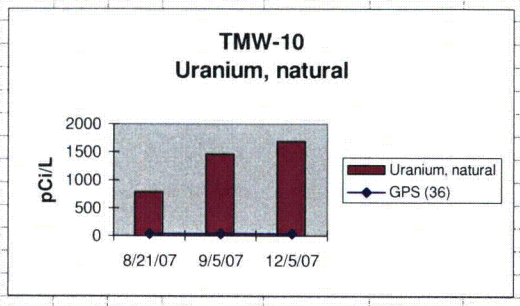

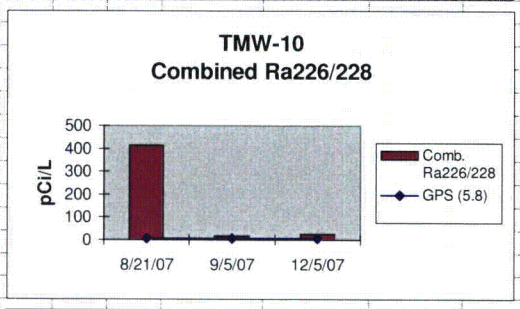

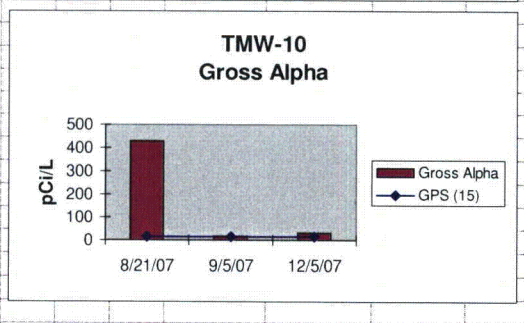

KENNECOTT URANIUM COMPANY																			
TMW-72																			
NORTHING: 149,020.47 EASTING: 322,997.15	Groundwater Protection	2002											2003						
ND = Non-detectable	Standard	02/05/02	03/12/02	05/08/02	05/16/02	06/26/02	07/31/02	08/20/02	09/11/02	10/10/02	11/18/02	12/10/02	01/07/03	02/10/03	03/12/03	04/23/03	05/14/03	06/04/03	07/14/03
FIELD DATA mg/l:	(GPS)																		
Temperature (C)	as of 5/26/05																		
pH (Std. Units)																			
Cond. (umho/cm)																			
TDS																			
MAJOR IONS mg/l:																			
Alk-CaCO3			33																
Bicarbonate (HCO3)			40.3																
Calcium (Ca)			310																
Carbonate (CO3)			-1																
Chloride (Cl)			64.6																
Fluoride (F)			0.2																
Magnesium (Mg)			16.4																
Nitrate-N (NO3)			-0.1																
Potassium (K)			10.6																
Silica (SiO2)			8.2																
Sodium (Na)			84.6																
Sulfate (SO4)			897																
NON-METALS:																			
Cyanide (CN)			-0.005																
PHYSICAL PROPERTIES:																			
Cond (umho/cm)			1760																
pH	GPS (6.8)		7.6																
TDS @ 180° C.	GPS (500)		1480																
METALS-DISSOLVED mg/l:																			
Aluminum (Al)	GPS (1.8)		-0.1																
Arsenic (As)	GPS (.05)		0.002																
Barium (Ba)			-0.1																
Beryllium (Be)	GPS (.01)		-0.01																
Boron (B)			-0.1																
Cadmium (Cd)	GPS (.01)		-0.005																
Chromium (Cr)	GPS (.05)		-0.01																
Cobalt (Co)			-0.001																
Copper (Cu)			-0.01																
Iron (Fe)	GPS (0.6)		-0.05																
Lead (Pb)			-0.01																
Manganese (Mn)	GPS (0.2)		0.02																
Mercury (Hg)			0.0003																
Molybdenum (Mo)			-0.01																
Nickel (Ni)	GPS (.01)		0.01																
Selenium (Se)	GPS (.01)		0.001																
Silver (Ag)			-0.01																
Thallium (Tl)			-0.01																
Vanadium (V2O5)			-0.1																
Zinc (ZN)			-0.01																
RADIOMETRIC pCi/l:																			
Uranium, natural	GPS (36)		684																
Radium 226			4																
Radium Precision +/-			0.3																
Radium 228			7.1																
Radium Precision +/-			1																
Combined Ra226/228	GPS (5.8)		11.1																
Thorium 230	GPS (7.0)		-0.2																
Thorium Precision +/-																			
Lead (Pb210)	GPS (8.9)		-2.7																
Lead Precision +/-																			
Gross Alpha	GPS (15)		3.4																
Gross Alpha Precision +/-			1.3																
QUALITY ASSURANCE DATA:																			
TDS A/C Balance (dec. %)			1.04																
(LAB: Energy Labs Inc. unless noted.)																			
ORGANICS:																			
Diesel Range Organics (DRO)	(mg/L)	ND		ND	ND	ND	ND	ND	ND	ND	ND	ND	ND	ND	ND	ND	ND	ND	ND
Gasoline Range Organics (GRO)	(mg/L)	ND	0.826	0.228	0.199	0.121	0.06	0.051	0.055	0.032	0.023	0.029	0.025	ND	ND	ND	ND	ND	ND
1,1-Dichloroethane	(ug/L)	ND	ND	ND	ND	1.8	1.7	1.5	1.7	2	1.9	1.4	1.3	1.8	1.8	1.4	1.5	1	1.5
Chloromethane	(ug/L)																		

KENNECOTT URANIUM COMPANY																			
TMW-72																			
NORTHING: 149,020.47 EASTING: 322,997.15	Groundwater Protection						2004												2005
ND = Non-detectable	Standard	08/05/03	09/17/03	10/22/03	11/11/03	12/09/03	01/13/04	02/11/04	03/16/04	04/12/04	05/11/04	06/10/04	07/14/04	08/04/04	09/16/04	10/13/04	11/08/04	12/08/04	01/19/05
FIELD DATA mg/l:	(GPS)																		
Temperature (C)	as of 5/26/05						8		8	12	13	15	15						
pH (Std. Units)							8.9		7.7	7.1	8.2	7.6	7.5						
Cond. (umho/cm)							1200		1100	980	980	900	880						
TDS																			
MAJOR IONS mg/l:																			
Alk-CaCO3							76												
Bicarbonate (HCO3)							92.7												
Calcium (Ca)							305												
Carbonate (CO3)							-1												
Chloride (Cl)							45.8												
Fluoride (F)							0.1												
Magnesium (Mg)							20.5												
Nitrate-N (NO3)							-0.1												
Potassium (K)							5.5												
Silica (SiO2)							10.9												
Sodium (Na)							69.6												
Sulfate (SO4)							820												
NON-METALS:																			
Cyanide (CN)							-0.005												
PHYSICAL PROPERTIES:																			
Cond (umho/cm)							1900												
pH	GPS (6.8)						7.89												
TDS @ 180°C.	GPS (500)						1550												
METALS-DISSOLVED mg/l:																			
Aluminum (Al)	GPS (1.8)						-0.1												
Arsenic (As)	GPS (.05)						-0.001												
Barium (Ba)							-0.1												
Beryllium (Be)	GPS (.01)						-0.01												
Boron (B)							-0.1												
Cadmium (Cd)	GPS (.01)						-0.005												
Chromium (Cr)	GPS (.05)						-0.01												
Cobalt (Co)							-0.001												
Copper (Cu)							-0.01												
Iron (Fe)	GPS (0.6)						0.076												
Lead (Pb)							-0.01												
Manganese (Mn)	GPS (0.2)						0.11												
Mercury (Hg)							-0.0002												
Molybdenum (Mo)							-0.01												
Nickel (Ni)	GPS (.01)						-0.01												
Selenium (Se)	GPS (.01)						-0.001												
Silver (Ag)							-0.01												
Thallium (Tl)							-0.01												
Vanadium (V2O5)							-0.1												
Zinc (ZN)							-0.01												
RADIOMETRIC pCi/l:																			
Uranium, natural	GPS (36)						1030												
Radium 226							6.5												
Radium Precision +/-							0.9												
Radium 228							4.6												
Radium Precision +/-							1												
Combined Ra226/228	GPS (5.8)						11.11												
Thorium 230	GPS (7.0)						-0.2												
Thorium Precision +/-																			
Lead (Pb210)	GPS (8.9)						-2.7												
Lead Precision +/-																			
Gross Alpha	GPS (15)						9.2												
Gross Alpha Precision +/-							1												
QUALITY ASSURANCE DATA:																			
TDS A/C Balance (dec. %)							1.18												
(LAB: Energy Labs Inc. unless noted.)																			
ORGANICS:																			
Diesel Range Organics (DRO)	(mg/L)	ND	ND	ND	ND		ND	ND	ND	ND	ND	ND	ND	ND	ND	ND	ND	ND	ND
Gasoline Range Organics (GRO)	(mg/L)	ND	ND	ND	ND	N	ND	ND	ND		ND	ND	ND	ND	ND	ND	ND	ND	ND
1,1-Dichloroethane	(ug/L)	1.1	1.2	1.6	1.3	1.6	1.7	ND	1.1	1.3	ND	1	1.2	ND	1.2	ND	ND	ND	ND
Chloromethane	(ug/L)																		ND

KENNECOTT URANIUM COMPANY																			
TMW-72																			
NORTHING: 149,020.47 EASTING: 322,997.15	Groundwater Protection												2006						
ND = Non-detectable	Standard	02/09/05	03/08/05	04/12/05	05/10/05	06/09/05	07/19/05	08/09/05	09/22/05	10/25/05	11/29/05	12/12/05	01/11/06	02/02/06	03/01/06	04/10/06	05/02/06	06/05/06	07/25/06
FIELD DATA mg/l:	(GPS)																		
Temperature (C)	as of 5/26/05												9.3	7.4	9.6	10.6	11.2	13.1	12.8
pH (Std. Units)													7.59	7.7	7.65	7.41	7.51	7.47	7.67
Cond. (umho/cm)													910	720	920	960	900	1503	1471
TDS																			
MAJOR IONS mg/l:																			
Alk-CaCO3													82						
Bicarbonate (HCO3)													101						
Calcium (Ca)													212						
Carbonate (CO3)													-1						
Chloride (Cl)													40						
Fluoride (F)													-0.1						
Magnesium (Mg)													15						
Nitrate-N (NO3)													-0.1						
Potassium (K)													3.6						
Silica (SiO2)													12						
Sodium (Na)													58.8						
Sulfate (SO4)													546						
NON-METALS:																			
Cyanide (CN)													-0.005						
PHYSICAL PROPERTIES:																			
Cond (umho/cm)													1250						
pH	GPS (6.8)												7.8						
TDS @ 180° C.	GPS (500)												1000						
METALS-DISSOLVED mg/l:																			
Aluminum (Al)	GPS (1.8)												-0.1						
Arsenic (As)	GPS (.05)												-0.001						
Barium (Ba)													-0.1						
Beryllium (Be)	GPS (.01)												-0.01						
Boron (B)													-0.1						
Cadmium (Cd)	GPS (.01)												-0.005						
Chromium (Cr)	GPS (.05)												-0.01						
Cobalt (Co)													-0.001						
Copper (Cu)													-0.01						
Iron (Fe)	GPS (0.6)												-0.05						
Lead (Pb)													-0.01						
Manganese (Mn)	GPS (0.2)												0.03						
Mercury (Hg)													-0.0002						
Molybdenum (Mo)													-0.01						
Nickel (Ni)	GPS (.01)												-0.01						
Selenium (Se)	GPS (.01)												-0.001						
Silver (Ag)													-0.01						
Thallium (Tl)													-0.01						
Vanadium (V2O5)													-0.1						
Zinc (ZN)													-0.01						
RADIOMETRIC pCi/l:																			
Uranium, natural	GPS (36)												267						
Radium 226													4.1						
Radium Precision +/-													0.7						
Radium 228													4.4						
Radium Precision +/-													1						
Combined Ra226/228	GPS (5.8)												8.5						
Thorium 230	GPS (7.0)												-0.2						
Thorium Precision +/-																			
Lead (Pb210)	GPS (8.9)												-0.1						
Lead Precision +/-																			
Gross Alpha	GPS (15)												3.5						
Gross Alpha Precision +/-													1						
QUALITY ASSURANCE DATA:																			
TDS A/C Balance (dec. %)													1.07						
(LAB: Energy Labs Inc. unless noted.)																			
ORGANICS:																			
Diesel Range Organics (DRO)	(mg/L)	ND	ND	ND	ND	ND	ND	ND	ND	ND	ND	ND	ND	ND	ND	ND	ND	ND	ND
Gasoline Range Organics (GRO)	(mg/L)	ND	ND	ND	ND	ND	ND	ND	ND	ND	ND	ND	ND	ND	ND	ND	ND	ND	ND
1,1-Dichloroethane	(ug/L)	ND	ND	ND	ND	ND	ND	ND	ND	ND	1.2	ND	ND	ND	1	ND	ND	1	1.3
Chloromethane	(ug/L)	ND	ND	ND	ND	ND	ND	ND	ND	ND	12	12	2.5	1.4	ND	ND	ND	ND	ND

KENNECOTT URANIUM COMPANY																			
TMW-72																			
NORTHING: 149,020.47 EASTING: 322,997.15	Groundwater Protection							2007											
ND = Non-detectable	Standard	08/15/06	09/05/06	10/02/06	10/26/06	11/08/06	12/13/06	01/10/07	02/14/07	03/05/07	04/03/07	05/01/07	06/03/07	07/17/07	08/01/07	09/05/07	10/01/07	11/07/07	12/05/07
FIELD DATA mg/l:	(GPS)																		
Temperature (C)	as of 5/26/05	13.7	13.3	12.6	9.5	10.9	8.8	7.8	7.3	10.2	9.7	10.9	10.5	10.9	9.9	10.4	10.1	9.8	6
pH (Std. Units)		7.29	7.44	7.51	7.38	7.4	7.48	7.61	7.74	7.65	7.31	7.24	7.75	6.73	7.4	7.6	7.4	7.6	7.5
Cond. (umho/cm)		1335	1350	952	114	977	1070	986	1318	1120	1173	1307	997	1466	1259	1287	1421	1499	1426
TDS																			
MAJOR IONS mg/l:																			
Alk-CaCO3					80			80			84								
Bicarbonate (HCO3)					98			97			102								
Calcium (Ca)					211			174			216								
Carbonate (CO3)					-1			-1			-1								
Chloride (Cl)					41			34			39								
Fluoride (F)					0.2			0.2			0.2								
Magnesium (Mg)					14.4			12.1			13.3								
Nitrate-N (NO3)					-0.1			-0.1			-0.1								
Potassium (K)					3.9			3.9			4.3								
Silica (SiO2)					13			14			13								
Sodium (Na)					55.6			51			54.2								
Sulfate (SO4)					536			448			536								
NON-METALS:																			
Cyanide (CN)					-0.005			-0.005			-0.005								
PHYSICAL PROPERTIES:																			
Cond (umho/cm)					1260			1080			1320								
pH	GPS (6.8)				7.51			7.28			7.85								
TDS @ 180°C.	GPS (500)				890			774			976								
METALS-DISSOLVED mg/l:																			
Aluminum (Al)	GPS (1.8)				-0.1			-0.1			-0.1								
Arsenic (As)	GPS (.05)				-0.001			0.001			-0.001								
Barium (Ba)					-0.1			-0.1			-0.1								
Beryllium (Be)	GPS (.01)				-0.01			-0.01			-0.01								
Boron (B)					-0.1			-0.1			-0.1								
Cadmium (Cd)	GPS (.01)				-0.005			-0.005			-0.005								
Chromium (Cr)	GPS (.05)				-0.01			-0.01			-0.01								
Cobalt (Co)					-0.001			-0.001			-0.001								
Copper (Cu)					-0.01			-0.01			-0.01								
Iron (Fe)	GPS (0.6)				-0.05			-0.05			-0.05								
Lead (Pb)					-0.01			-0.01			-0.01								
Manganese (Mn)	GPS (0.2)				0.02			0.02			0.02								
Mercury (Hg)					-0.0002			-0.0002			-0.0002								
Molybdenum (Mo)					-0.01			-0.01			-0.01								
Nickel (Ni)	GPS (.01)				-0.01			-0.01			-0.01								
Selenium (Se)	GPS (.01)				0.002			0.002			-0.001								
Silver (Ag)					-0.01			-0.01			-0.01								
Thallium (Tl)					-0.01			-0.01			-0.01								
Vanadium (V2O5)					-0.1			-0.1			-0.1								
Zinc (ZN)					-0.01			-0.01			0.02								
RADIOMETRIC pCi/l:																			
Uranium, natural	GPS (36)				194			158			255								
Radium 226					3.9			3.6			2.5								
Radium Precision +/-					0.7			0.7			0.5								
Radium 228					1.8			4.2			3.4								
Radium Precision +/-					0.8			0.9			0.8								
Combined Ra226/228	GPS (5.8)				5.7			7.8			5.9								
Thorium 230	GPS (7.0)				-0.2			-0.2			-0.2								
Thorium Precision +/-																			
Lead (Pb210)	GPS (8.9)				-0.1			-0.1			-0.1								
Lead Precision +/-																			
Gross Alpha	GPS (15)				3.8			2.7			3.2								
Gross Alpha Precision +/-					0.8			0.6			0.7								
QUALITY ASSURANCE DATA:																			
TDS A/C Balance (dec. %)					0.96			0.99			1.05								
(LAB: Energy Labs Inc. unless noted.)																			
ORGANICS:																			
Diesel Range Organics (DRO)	(mg/L)	ND	ND	ND	ND	ND	ND	ND	ND	ND	ND	ND	ND	ND	ND	ND	ND	ND	ND
Gasoline Range Organics (GRO)	(mg/L)	ND	ND	ND	ND	ND	ND	ND	ND	ND	ND	ND	ND	ND	ND	ND	ND	ND	ND
1,1-Dichloroethane	(ug/L)	ND	1	ND	ND	ND	ND	ND	ND	ND	ND	ND	ND	1.7	ND	ND	ND	1	1.3
Chloromethane	(ug/L)	ND	ND	ND	ND	ND	ND	ND	ND	ND	ND	ND	ND	3	ND	ND	ND	ND	ND

KENNECOTT URANIUM COMPANY

TMW-73

NORTHING: 149,055.70
EASTING: 322,896.82

ND = Non-detectable	12/08/04	01/19/05	02/09/05	03/08/05	04/12/05	05/10/05	06/09/05	07/19/05	08/09/05	09/22/05	10/25/05	11/29/05	12/12/05	01/11/06	02/02/06	03/01/06	04/10/06	05/02/06	06/05/06	07/25/06
		2005												2006						
FIELD DATA mg/l:																				
Temperature (C)														4.4	7	7		11.4	14.6	13.3
pH (Std. Units)														7.36	7.29	7.6		7.49	7.54	7.42
Cond. (umho/cm)														1270	1300	1350		1300	2300	1945
TDS																				
MAJOR IONS mg/l:																				
Alk-CaCO3														105						
Bicarbonate (HCO3)														128						
Calcium (Ca)														326						
Carbonate (CO3)														-1						
Chloride (Cl)														57						
Fluoride (F)														-0.1						
Magnesium (Mg)														35						
Nitrate-N (NO3)														2.1						
Potassium (K)														4.9						
Silica (SiO2)														6						
Sodium (Na)														99.9						
Sulfate (SO4)														931						
NON-METALS:																				
Cyanide (CN)														-0.005						
PHYSICAL PROPERTIES:																				
Cond (umho/cm)														2020						
pH														8.06						
TDS @ 180°C.														1730						
METALS-DISSOLVED mg/l:																				
Aluminum (Al)														-0.1						
Arsenic (As)														0.001						
Barium (Ba)														-0.1						
Beryllium (Be)														-0.01						
Boron (B)														-0.1						
Cadmium (Cd)														-0.005						
Chromium (Cr)														-0.01						
Cobalt (Co)														-0.001						
Copper (Cu)														-0.01						
Iron (Fe)														-0.05						
Lead (Pb)														-0.01						
Manganese (Mn)														0.03						
Mercury (Hg)														-0.0002						
Molybdenum (Mo)														-0.01						
Nickel (Ni)														-0.01						
Selenium (Se)														0.131						
Silver (Ag)														-0.01						
Thallium (Tl)														-0.01						
Vanadium (V2O5)														-0.1						
Zinc (ZN)														-0.01						
RADIOMETRIC pCi/l:																				
Uranium, natural														6080						
Radium 226														20.5						
Radium Precision +/-														1.7						
Radium 228														7						
Radium Precision +/-														1						
Combined Ra226/228														27.5						
Thorium 230														-2						
Thorium Precision +/-																				
Lead (Pb210)														-1						
Lead Precision +/-																				
Gross Alpha														19.6						
Gross Alpha Precision +/-														2.2						
QUALITY ASSURANCE DATA:																				
TDS A/C Balance (dec. %)														1.13						
(LAB: Energy Labs Inc. unless noted.)																				
ORGANICS																				
Diesel Range Organics (DRO) (mg/L	ND	ND	ND	ND	ND	ND	ND	ND	ND	ND	ND	ND	ND	ND	ND	ND	ND	ND	ND	ND
Gasoline Range Organics (GRO) (m	ND	ND	ND	ND	ND	ND		ND	ND	ND	ND	ND	ND	ND	ND	ND	ND	ND	ND	ND
1,1,1-Trichloroethane (ug/L)	3.7	3.4	3.6	3.6	3.4	3.5	3.8	3.6	4	3.7	3.2	3.7	3.6	3.6	3.5	3.7	3.5	3.3	3.3	3.6
1,1-Dichloroethane (ug/L)	2.1	2.1	2.6	2.2	1.8	2	2.1	2.1	1.9	2	2.1	2.1	1.9	1.9	1.8	2	2	2	1.9	2.1
1,1-Dichloroethene (ug/L)	1.6	1.5	1.8	1.7	1.5	1.5	1.5	1.4	1.3	1.6	1.4	1.4	1.3	1.6	1.5	1.5	1.4	1.5	1.5	1.6
Chloromethane (ug/L)	ND	ND	ND	ND	ND	ND	ND	ND	ND	ND	ND	11	11	3.4	1.4	ND	ND	ND	ND	ND
Tetrachloroethene (ug/L)	ND	ND	ND	ND	ND	ND	ND	ND	ND	ND	ND	ND	ND	ND	ND	ND	ND	ND	ND	ND
m+p-Xylenes (ug/L)	ND	ND	ND	ND	ND	ND	ND	ND	ND	ND	ND	ND	ND	ND	ND	ND	ND	ND	ND	ND
Toluene (ug/L)	ND	ND	ND	ND	ND	ND	ND	ND	ND	ND	ND	ND	ND	ND	ND	ND	ND	ND	ND	ND

KENNECOTT URANIUM COMPAN

TMW-73

NORTHING: 149,055.70
EASTING: 322,896.82

Pre-pump depth to water 101.22; A = 111.45 (59 gal); B = 111.44 (450 gal); C = 111.48 (932 gal)

ND = Non-detectable	08/15/06	09/05/06	10/02/06	10/26/06	11/08/06	11/08/06	11/08/06	12/13/06	2007 01/10/07	02/14/07	03/05/07	04/03/07	"Do over" Lab broke bottle 05/01/07	06/03/07	07/17/07	08/01/07	09/05/07	10/01/07	11/07/07	12/05/07
FIELD DATA mg/l:					A	B	C													
Temperature (C)	12.7	12.9	11.9	10.4	11.8	12.9	11.5	9.90	6.5	7.8	11.9	10	10.9	9.9	10.8	10.9	11.2	11.5	10.1	8.9
pH (Std. Units)	7.12	7.12	7.31	7.22	7.37	7.09	7.07	7.14	7.54	7.53	7.53	7.51	7.24	7.34	6.31	7.5	7.5	7.5	7.6	7.6
Cond. (umho/cm)	1885	210	1916	1897	1895	1870	1867	1917	1862	1968	1906	1869	1307	1887	1890	1919	2180	1858	1879	2150
TDS																				
MAJOR IONS mg/l:																				
Alk-CaCO3				108	104	103	104		106			106								
Bicarbonate (HCO3)				131	127	126	127		130			129								
Calcium (Ca)				355	345	319	341		349			338								
Carbonate (CO3)				-1	-1	-1	-1		-1			-1								
Chloride (Cl)				63	64	56	61		66			64								
Fluoride (F)				0.1	-0.1	-0.1	-0.1		0.1			0.1								
Magnesium (Mg)				37.2	35.6	33.2	35.4		37.3			34.4								
Nitrate-N (NO3)				2.4	2.2	2.1	1.7		2.8			2.8								
Potassium (K)				5.2	5	4.6	5		5.6			5.7								
Silica (SiO2)				6	6	6	6		7			7								
Sodium (Na)				100	105	95	99.2		103			100								
Sulfate (SO4)				987	971	893	923		985			929								
NON-METALS:																				
Cyanide (CN)				-0.005	-0.005	-0.005	0.005		-0.005			-0.005								
PHYSICAL PROPERTIES:																				
Cond (umho/cm)				2110	2080	2060	2050		2040			2190								
pH				7.56	7.84	7.85	7.86		7.86			7.82								
TDS @ 180°C.				1690	1640	1640	1620		1680			1780								
METALS-DISSOLVED mg/l:																				
Aluminum (Al)				-0.1	-0.1	-0.1	-0.1		-0.1			-0.1								
Arsenic (As)				0.003	0.002	0.003	0.002		-0.1			-0.1								
Barium (Ba)				-0.1	-0.1	-0.1	-0.1		-0.1			-0.1								
Beryllium (Be)				-0.01	-0.01	-0.01	-0.01		-0.01			-0.01								
Boron (B)				-0.1	-0.1	-0.1	-0.1		-0.1			-0.1								
Cadmium (Cd)				-0.005	-0.005	-0.005	-0.005		-0.005			-0.005								
Chromium (Cr)				-0.01	-0.01	-0.01	-0.01		-0.01			-0.01								
Cobalt (Co)				-0.001	-0.001	-0.001	-0.001		-0.001			-0.001								
Copper (Cu)				0.01	-0.01	-0.01	-0.01		-0.01			-0.01								
Iron (Fe)				-0.05	-0.05	-0.05	-0.05		-0.05			-0.05								
Lead (Pb)				-0.01	-0.01	-0.01	-0.01		-0.01			-0.01								
Manganese (Mn)				0.02	0.02	0.02	0.03		0.03			0.02								
Mercury (Hg)				-0.0002	-0.0002	-0.0002	-0.0002		-0.0002			-0.0002								
Molybdenum (Mo)				-0.01	-0.01	-0.01	-0.01		-0.01			-0.01								
Nickel (Ni)				-0.01	-0.01	-0.01	-0.01		-0.01			-0.01								
Selenium (Se)				0.138	0.134	0.12	0.127		0.154			0.14								
Silver (Ag)				-0.01	-0.01	-0.01	-0.01		-0.01			-0.01								
Thallium (Tl)				-0.01	-0.01	-0.01	-0.01		-0.01			-0.01								
Vanadium (V2O5)				-0.1	-0.1	-0.1	-0.1		-0.1			-0.1								
Zinc (ZN)				-0.01	-0.01	-0.01	0.02		-0.01			-0.01								
RADIOMETRIC pCi/l:																				
Uranium, natural				5990	5320	5110	5690		4840			5140								
Radium 226				19.7	16.8	24.1	26.6		32.9			18.6								
Radium Precision +/-				1.5	2	2.4	2.5		2.1			1.4								
Radium 228				2.6	4.1	4.9	4.2		4.9			5.4								
Radium Precision +/-				0.9	1.3	1.3	1.3		0.9			0.8								
Combined Ra226/228				22.3	20.9	29	30.8		37.8			24								
Thorium 230				-0.2	-0.2	-0.2	-0.2		-0.2			-0.2								
Thorium Precision +/-																				
Lead (Pb210)				-1	-1	-1	-1		-1			-1								
Lead Precision +/-																				
Gross Alpha				37.4	29.6	36	31.9		32.1			30.9								
Gross Alpha Precision +/-				2.1	1.9	2.1	2		1.5			2.2								
QUALITY ASSURANCE DATA:																				
TDS A/C Balance (dec. %)				1.04	1.03	1.11	1.05		1.04			1.15								
(LAB: Energy Labs Inc. unless noted.																				
ORGANICS																				
Diesel Range Organics (DRO) (mg/L	ND	ND	ND		ND			ND	ND	2.7	ND	ND	ND	ND	ND	ND	ND	ND	ND	ND
Gasoline Range Organics (GRO) (m	ND	ND	ND		ND			ND	ND	ND	ND	ND	ND	ND	ND	ND	ND	0.31	ND	ND
1,1,1-Trichloroethane (ug/L)	2.8	3.1	2.8		3			3.1	3.4	3.6	3	3.4	3	3.3	4	3	3.3	2.8	2.3	4.4
1,1-Dichloroethane (ug/L)	1.8	1.9	1.8		1.8			1.9	1.7	2.1	1.6	1.7	1.8	1.9	2.3	1.2	1.7	ND	1.7	2.3
1,1-Dichloroethene (ug/L)	1.5	1.6	1.4		1.3			1.5	1.6	1.7	1.7	1.7	1.4	1.6	2.1	1.4	1.4	2.3	1.1	1.9
Chloromethane (ug/L)	ND	ND	ND		ND			ND	ND	ND	ND	ND	ND	ND	2.6	ND	ND	ND	ND	ND
Tetrachloroethene (ug/L)	ND	ND	ND		ND			ND	1.1	ND	ND	ND	1	1.2	ND	ND	1.1	ND	ND	1
m+p-Xylenes (ug/L)	ND	ND	ND		ND			ND	ND	ND	ND	ND	ND	ND	ND	ND	ND	ND	ND	ND
Toluene (ug/L)	ND	ND	ND		ND			ND	ND	ND	ND	ND	ND	ND	ND	ND	ND	ND	ND	ND

Kennecott Uranium Company										
Sweetwater Uranium Project										
Hydrocarbon Analysis Data										
Monitor Well:	TMW-72									
Northing:	149020.470			Top		Bottom				
Easting:	322997.150			Below Surface	Elevation	Below Surface	Elevation			
Elevation:	6640.350		Screen:	90.000	6550.350	114.000	6526.350			
Constituent	Environmental Protection Agency (EPA) Maximum Contaminant Level (MCL) for Drinking Water	WDEQ Drinking Water Equivalent Level (DWEL)	2/5/02	3/12/02	5/8/02	5/16/02	6/26/02	7/31/02	8/20/02	9/11/02
	micrograms per liter	micrograms per liter	micrograms per liter	micrograms per liter	micrograms per liter	micrograms per liter	micrograms per liter	micrograms per liter	micrograms per liter	micrograms per liter
1,1-Dichloroethane		3000	ND	ND	ND	ND	1.8	1.7	1.5	1.7
Chloromethane			ND	ND	ND	ND	ND	ND	ND	ND
			milligrams per liter	milligrams per liter	milligrams per liter	milligrams per liter	milligrams per liter	milligrams per liter	milligrams per liter	milligrams per liter
Gasoline Range Organics			ND	0.826	0.228	0.199	0.121	0.060	0.051	0.055
Diesel Range Organics			ND		ND	ND	ND	ND	ND	ND

Kennecott Uranium Company										
Sweetwater Uranium Project										
Hydrocarbon Analysis Data										
Monitor Well:	TMW-72									
Northing:	149020.470									
Easting:	322997.150									
Elevation:	6640.350									
Constituent	Environmental Protection Agency (EPA) Maximum Contaminant Level (MCL) for Drinking Water	WDEQ Drinking Water Equivalent Level (DWEL)	10/10/02	11/18/02	12/10/02	1/7/03	2/10/03	3/12/03	4/23/03	5/14/03
	micrograms per liter	micrograms per liter	micrograms per liter	micrograms per liter	micrograms per liter	micrograms per liter	micrograms per liter	micrograms per liter	micrograms per liter	micrograms per liter
1,1-Dichloroethane		3000	2.0	1.9	1.4	1.3	1.8	1.8	1.4	1.5
Chloromethane			ND	ND	ND	ND	ND	ND	ND	ND
			milligrams per liter	milligrams per liter	milligrams per liter	milligrams per liter	milligrams per liter	milligrams per liter	milligrams per liter	milligrams per liter
Gasoline Range Organics			0.032	0.023	0.029	0.025	ND	ND	ND	ND
Diesel Range Organics			ND	ND	ND	ND	ND	ND	ND	ND

Kennecott Uranium Company										
Sweetwater Uranium Project										
Hydrocarbon Analysis Data										
Monitor Well:	TMW-72									
Northing:	149020.470									
Easting:	322997.150									
Elevation:	6640.350									
Constituent	Environmental Protection Agency (EPA) Maximum Contaminant Level (MCL) for Drinking Water	WDEQ Drinking Water Equivalent Level (DWEL)	6/4/03	7/14/03	8/5/03	9/17/03	10/22/03	11/11/03	12/9/03	1/13/04
	micrograms per liter	micrograms per liter	micrograms per liter	micrograms per liter	micrograms per liter	micrograms per liter	micrograms per liter	micrograms per liter	micrograms per liter	micrograms per liter
1,1-Dichloroethane		3000	1.0	1.5	1.1	1.2	1.6	1.3	1.6	1.7
Chloromethane			ND	ND	ND	ND	ND	ND	ND	ND
			milligrams per liter	milligrams per liter	milligrams per liter	milligrams per liter	milligrams per liter	milligrams per liter	milligrams per liter	milligrams per liter
Gasoline Range Organics			ND	ND	ND	ND	ND	ND	ND	ND
Diesel Range Organics			ND	ND	ND	ND	ND	ND		ND

Kennecott Uranium Company										
Sweetwater Uranium Project										
Hydrocarbon Analysis Data										
Monitor Well:	TMW-72									
Northing:	149020.470									
Easting:	322997.150									
Elevation:	6640.350									
Constituent	Environmental Protection Agency (EPA) Maximum Contaminant Level (MCL) for Drinking Water	WDEQ Drinking Water Equivalent Level (DWEL)	2/11/04	3/16/04	4/12/04	5/11/04	6/10/04	7/14/04	8/4/04	9/16/04
	micrograms per liter	micrograms per liter	micrograms per liter	micrograms per liter	micrograms per liter	micrograms per liter	micrograms per liter	micrograms per liter	micrograms per liter	micrograms per liter
1,1-Dichloroethane		3000	ND	1.1	1.3	ND	1.0	1.2	ND	1.2
Chloromethane			ND	ND	ND	ND	ND	ND	ND	ND
			milligrams per liter	milligrams per liter	milligrams per liter	milligrams per liter	milligrams per liter	milligrams per liter	milligrams per liter	milligrams per liter
Gasoline Range Organics			ND	ND		ND	ND	ND	ND	ND
Diesel Range Organics			ND	ND	ND	ND	ND	ND	ND	ND

Kennecott Uranium Company										
Sweetwater Uranium Project										
Hydrocarbon Analysis Data										
Monitor Well:	TMW-72									
Northing:	149020.470									
Easting:	322997.150									
Elevation:	6640.350									
Constituent	Environmental Protection Agency (EPA) Maximum Contaminant Level (MCL) for Drinking Water	WDEQ Drinking Water Equivalent Level (DWEL)	10/13/04	11/8/04	12/8/04	1/19/05	2/9/05	3/8/05	4/12/05	5/10/05
	micrograms per liter	micrograms per liter	micrograms per liter	micrograms per liter	micrograms per liter	micrograms per liter	micrograms per liter	micrograms per liter	micrograms per liter	micrograms per liter
1,1-Dichloroethane		3000	ND	ND	ND	ND	ND	ND	ND	ND
Chloromethane			ND	ND	ND	ND	ND	ND	ND	ND
			milligrams per liter	milligrams per liter	milligrams per liter	milligrams per liter	milligrams per liter	milligrams per liter	milligrams per liter	milligrams per liter
Gasoline Range Organics			ND	ND	ND	ND	ND	ND	ND	ND
Diesel Range Organics			ND	ND	ND	ND	ND	ND	ND	ND

Kennecott Uranium Company										
Sweetwater Uranium Project										
Hydrocarbon Analysis Data										
Monitor Well:	TMW-72									
Northing:	149020.470									
Easting:	322997.150									
Elevation:	6640.350									
Constituent	Environmental Protection Agency (EPA) Maximum Contaminant Level (MCL) for Drinking Water	WDEQ Drinking Water Equivalent Level (DWEL)	6/9/05	7/19/05	8/9/05	9/22/05	10/25/05	11/29/05	12/12/05	1/11/06
	micrograms per liter	micrograms per liter	micrograms per liter	micrograms per liter	micrograms per liter	micrograms per liter	micrograms per liter	micrograms per liter	micrograms per liter	micrograms per liter
1,1-Dichloroethane		3000	ND	ND	ND	ND	ND	1.2	ND	ND
Chloromethane			ND	ND	ND	ND	ND	12	12	2.5
			milligrams per liter	milligrams per liter	milligrams per liter	milligrams per liter	milligrams per liter	milligrams per liter	milligrams per liter	milligrams per liter
Gasoline Range Organics			ND	ND	ND	ND	ND	ND	ND	ND
Diesel Range Organics			ND	ND	ND	ND	ND	ND	ND	ND

Kennecott Uranium Company										
Sweetwater Uranium Project										
Hydrocarbon Analysis Data										
Monitor Well:	TMW-72									
Northing:	149020.470									
Easting:	322997.150									
Elevation:	6640.350									
Constituent	Environmental Protection Agency (EPA) Maximum Contaminant Level (MCL) for Drinking Water	WDEQ Drinking Water Equivalent Level (DWEL)	2/2/06	3/1/06	4/10/06	5/2/06	6/5/06	7/25/06	8/15/06	9/5/06
	micrograms per liter	micrograms per liter	micrograms per liter	micrograms per liter	micrograms per liter	micrograms per liter	micrograms per liter	micrograms per liter	micrograms per liter	micrograms per liter
1,1-Dichloroethane		3000	ND	1.0	ND	ND	1.0	1.3	ND	1.0
Chloromethane			1.4	ND	ND	ND	ND	ND	ND	ND
			milligrams per liter	milligrams per liter	milligrams per liter	milligrams per liter	milligrams per liter	milligrams per liter	milligrams per liter	milligrams per liter
Gasoline Range Organics			ND	ND	ND	ND	ND	ND	ND	ND
Diesel Range Organics			ND	ND	ND	ND	ND	ND	ND	ND

Kennecott Uranium Company										
Sweetwater Uranium Project										
Hydrocarbon Analysis Data										
Monitor Well:	TMW-72									
Northing:	149020.470									
Easting:	322997.150									
Elevation:	6640.350									
Constituent	Environmental Protection Agency (EPA) Maximum Contaminant Level (MCL) for Drinking Water	WDEQ Drinking Water Equivalent Level (DWEL)	10/2/06	11/8/06	12/13/06	1/10/07	2/14/07	3/5/07	4/3/07	5/1/07
	micrograms per liter	micrograms per liter	micrograms per liter	micrograms per liter	micrograms per liter	micrograms per liter	micrograms per liter	micrograms per liter	micrograms per liter	micrograms per liter
1,1-Dichloroethane		3000	ND	ND	ND	ND	ND	ND	ND	ND
Chloromethane			ND	ND	ND	ND	ND	ND	ND	ND
			milligrams per liter	milligrams per liter	milligrams per liter	milligrams per liter	milligrams per liter	milligrams per liter	milligrams per liter	milligrams per liter
Gasoline Range Organics			ND	ND	ND	ND	ND	ND	ND	ND
Diesel Range Organics			ND	ND	ND	ND	ND	ND	ND	ND

Kennecott Uranium Company									
Sweetwater Uranium Project									
Hydrocarbon Analysis Data									
Monitor Well:	TMW-72								
Northing:	149020.470								
Easting:	322997.150								
Elevation:	6640.350								
Constituent	Environmental Protection Agency (EPA) Maximum Contaminant Level (MCL) for Drinking Water	WDEQ Drinking Water Equivalent Level (DWEL)	6/3/07	7/17/07	8/1/07	9/5/07	10/1/07	11/7/07	12/5/07
	micrograms per liter	micrograms per liter	micrograms per liter	micrograms per liter	micrograms per liter	micrograms per liter	micrograms per liter	micrograms per liter	micrograms per liter
1,1-Dichloroethane		3000	ND	1.7	ND	ND	ND	1.0	1.3
Chloromethane			ND	3.0	ND	ND	ND	ND	ND
			milligrams per liter	milligrams per liter	milligrams per liter	milligrams per liter	milligrams per liter	milligrams per liter	milligrams per liter
Gasoline Range Organics			ND	ND	ND	ND	ND	ND	ND
Diesel Range Organics			ND	ND	ND	ND	ND	ND	ND

Kennecott Uranium Company											
Sweetwater Uranium Project											
Hydrocarbon Analysis Data											
Monitor Well:	**TMW-73**										
Northing:	149055.70					**Top**		**Bottom**			
Easting:	322896.82					**Below Surface**	**Elevation**	**Below Surface**	**Elevation**		
Elevation:	6643.31				**Screen:**	90.00	6553.31	114.00	6529.31		
Constituent	**Environmental Protection Agency (EPA) Maximum Contaminant Level (MCL) for Drinking Water**	**WDEQ Drinking Water Equivalent Level (DWEL)**	**Calculated Drinking Water Equivalent Level (DWEL)**	**4/16/02**	**4/30/02**	**5/14/02**	**6/26/02**	**7/31/02**	**8/20/02**	**9/11/02**	**10/10/02**
	micrograms per liter	**micrograms per liter**	**micrograms per liter**	**micrograms per liter**	**micrograms per liter**	**micrograms per liter**	**micrograms per liter**	**micrograms per liter**	**micrograms per liter**	**micrograms per liter**	**micrograms per liter**
1,1-Dichloroethane		3000		2.8	3.2	2.7	3.3	3.4	2.9	3.0	3.5
1,1-Dichloroethene	7			ND	1.0	1.0	1.4	2.0	1.6	1.2	1.7
1,1,1-Trichloroethane	200			3.2	4.0	5.2	4.3	5.0	4.7	4.5	5.4
Chloromethane			120	ND	ND	2.4	ND	ND	ND	ND	ND
Tetrachloroethene	5			ND	ND	ND	1.0	ND	ND	ND	ND
m+p-Xylenes	10000			ND	ND	ND	ND	ND	ND	ND	ND
Toluene	1000			ND	ND	ND	ND	ND	ND	ND	ND
				milligrams per liter	**milligrams per liter**	**milligrams per liter**	**milligrams per liter**	**milligrams per liter**	**milligrams per liter**	**milligrams per liter**	**milligrams per liter**
Gasoline Range Organics				0.032		ND	ND	ND	ND	ND	ND
Diesel Range Organics				ND		ND	ND	ND	ND	ND	ND

Kennecott Uranium Company											
Sweetwater Uranium Project											
Hydrocarbon Analysis Data											
Monitor Well:	**TMW-73**										
Northing:	149055.70										
Easting:	322896.82										
Elevation:	6643.31										
Constituent	**Environmental Protection Agency (EPA) Maximum Contaminant Level (MCL) for Drinking Water**	**WDEQ Drinking Water Equivalent Level (DWEL)**	**Calculated Drinking Water Equivalent Level (DWEL)**	**11/18/02**	**12/10/02**	**1/7/03**	**2/10/03**	**3/12/03**	**4/23/03**	**5/14/03**	**6/4/03**
	micrograms per liter	**micrograms per liter**	**micrograms per liter**	**micrograms per liter**	**micrograms per liter**	**micrograms per liter**	**micrograms per liter**	**micrograms per liter**	**micrograms per liter**	**micrograms per liter**	**micrograms per liter**
1,1-Dichloroethane		3000		3.1	2.5	2.8	2.5	3.1	2.6	2.6	2.5
1,1-Dichloroethene	7			1.4	1.7	1.6	1.8	2.1	1.8	1.6	1.7
1,1,1-Trichloroethane	200			4.1	3.3	4.0	4.1	5.2	4.2	3.8	4.0
Chloromethane			120	ND	ND	ND	ND	ND	ND	ND	ND
Tetrachloroethene	5			ND	ND	ND	ND	1.0	ND	ND	ND
m+p-Xylenes	10000			ND	ND	1.4	ND	ND	ND	ND	ND
Toluene	1000			ND	ND	1.8	ND	ND	ND	ND	ND
				milligrams per liter	**milligrams per liter**	**milligrams per liter**	**milligrams per liter**	**milligrams per liter**	**milligrams per liter**	**milligrams per liter**	**milligrams per liter**
Gasoline Range Organics				ND	ND	ND	ND	ND	ND	ND	ND
Diesel Range Organics				ND	ND	ND	ND	ND	ND	ND	ND

Kennecott Uranium Company											
Sweetwater Uranium Project											
Hydrocarbon Analysis Data											
Monitor Well:	**TMW-73**										
Northing:	149055.70										
Easting:	322896.82										
Elevation:	6643.31										
Constituent	**Environmental Protection Agency (EPA) Maximum Contaminant Level (MCL) for Drinking Water**	**WDEQ Drinking Water Equivalent Level (DWEL)**	**Calculated Drinking Water Equivalent Level (DWEL)**	**7/14/03**	**8/5/03**	**9/17/03**	**10/22/03**	**11/11/03**	**12/9/03**	**1/12/04**	**2/11/04**
	micrograms per liter	**micrograms per liter**	**micrograms per liter**	**micrograms per liter**	**micrograms per liter**	**micrograms per liter**	**micrograms per liter**	**micrograms per liter**	**micrograms per liter**	**micrograms per liter**	**micrograms per liter**
1,1-Dichloroethane		3000		2.4	2.9	2.4	2.2	2.0	2.3	2.4	1.5
1,1-Dichloroethene	7			1.5	1.7	1.9	1.4	1.5	1.7	1.4	1.8
1,1,1-Trichloroethane	200			3.2	3.8	3.8	2.5	2.9	3.5	3.2	2.7
Chloromethane			120	ND	ND	ND	ND	ND	ND	ND	ND
Tetrachloroethene	5			ND	ND	ND	ND	ND	ND	ND	ND
m+p-Xylenes	10000			ND	ND	ND	ND	ND	ND	ND	ND
Toluene	1000			ND	ND	ND	ND	ND	ND	ND	ND
				milligrams per liter	**milligrams per liter**	**milligrams per liter**	**milligrams per liter**	**milligrams per liter**	**milligrams per liter**	**milligrams per liter**	**milligrams per liter**
Gasoline Range Organics				ND	ND	ND	ND	ND	ND	ND	ND
Diesel Range Organics				ND	ND	ND	ND	ND		ND	ND

Kennecott Uranium Company											
Sweetwater Uranium Project											
Hydrocarbon Analysis Data											
Monitor Well:	**TMW-73**										
Northing:	149055.70										
Easting:	322896.82										
Elevation:	6643.31										
Constituent	**Environmental Protection Agency (EPA) Maximum Contaminant Level (MCL) for Drinking Water**	**WDEQ Drinking Water Equivalent Level (DWEL)**	**Calculated Drinking Water Equivalent Level (DWEL)**	**3/16/04**	**4/12/04**	**5/11/04**	**6/10/04**	**7/14/04**	**8/4/04**	**9/16/04**	**10/13/04**
	micrograms per liter	**micrograms per liter**	**micrograms per liter**	**micrograms per liter**	**micrograms per liter**	**micrograms per liter**	**micrograms per liter**	**micrograms per liter**	**micrograms per liter**	**micrograms per liter**	**micrograms per liter**
1,1-Dichloroethane		3000		2.2	2.5	2.2	2.5	2.0	2.2	2.4	1.8
1,1-Dichloroethene	7			1.6	1.7	1.5	1.9	1.3	1.5	1.5	1.8
1,1,1-Trichloroethane	200			3.7	3.3	3.5	4.2	2.9	3.7	3.7	3.7
Chloromethane			120	ND	ND	ND	ND	1.0	ND	ND	ND
Tetrachloroethene	5			ND	ND	ND	ND	ND	ND	ND	ND
m+p-Xylenes	10000			ND	ND	ND	ND	ND	ND	ND	ND
Toluene	1000			ND	ND	ND	ND	ND	ND	ND	ND
				milligrams per liter	**milligrams per liter**	**milligrams per liter**	**milligrams per liter**	**milligrams per liter**	**milligrams per liter**	**milligrams per liter**	**milligrams per liter**
Gasoline Range Organics				ND		ND	ND	ND	ND	ND	ND
Diesel Range Organics				ND	ND	ND	ND	ND	ND	ND	ND

Kennecott Uranium Company											
Sweetwater Uranium Project											
Hydrocarbon Analysis Data											
Monitor Well:	**TMW-73**										
Northing:	149055.70										
Easting:	322896.82										
Elevation:	6643.31										
Constituent	**Environmental Protection Agency (EPA) Maximum Contaminant Level (MCL) for Drinking Water**	**WDEQ Drinking Water Equivalent Level (DWEL)**	**Calculated Drinking Water Equivalent Level (DWEL)**	**11/8/04**	**12/8/04**	**1/19/05**	**2/9/05**	**3/8/05**	**4/12/05**	**5/10/05**	**6/9/05**
	micrograms per liter	**micrograms per liter**	**micrograms per liter**	**micrograms per liter**	**micrograms per liter**	**micrograms per liter**	**micrograms per liter**	**micrograms per liter**	**micrograms per liter**	**micrograms per liter**	**micrograms per liter**
1,1-Dichloroethane		3000		2.3	2.1	2.1	2.6	2.2	1.8	2.0	2.1
1,1-Dichloroethene	7			1.7	1.6	1.5	1.8	1.7	1.5	1.5	1.5
1,1,1-Trichloroethane	200			4.2	3.7	3.4	3.6	3.6	3.4	3.5	3.8
Chloromethane			120	ND	ND	ND	ND	ND	ND	ND	ND
Tetrachloroethene	5			ND	ND	ND	ND	ND	ND	ND	ND
m+p-Xylenes	10000			ND	ND	ND	ND	ND	ND	ND	ND
Toluene	1000			ND	ND	ND	ND	ND	ND	ND	ND
				milligrams per liter	**milligrams per liter**	**milligrams per liter**	**milligrams per liter**	**milligrams per liter**	**milligrams per liter**	**milligrams per liter**	**milligrams per liter**
Gasoline Range Organics				ND	ND	ND	ND	ND	ND	ND	
Diesel Range Organics				ND	ND	ND	ND	ND	ND	ND	ND

Kennecott Uranium Company											
Sweetwater Uranium Project											
Hydrocarbon Analysis Data											
Monitor Well:	**TMW-73**										
Northing:	149055.70										
Easting:	322896.82										
Elevation:	6643.31										
Constituent	**Environmental Protection Agency (EPA) Maximum Contaminant Level (MCL) for Drinking Water**	**WDEQ Drinking Water Equivalent Level (DWEL)**	**Calculated Drinking Water Equivalent Level (DWEL)**	**7/19/05**	**8/9/05**	**9/22/05**	**10/25/05**	**11/29/05**	**12/12/05**	**1/11/06**	**2/2/06**
	micrograms per liter	**micrograms per liter**	**micrograms per liter**	**micrograms per liter**	**micrograms per liter**	**micrograms per liter**	**micrograms per liter**	**micrograms per liter**	**micrograms per liter**	**micrograms per liter**	**micrograms per liter**
1,1-Dichloroethane		3000		2.1	1.9	2.0	2.1	2.1	1.9	1.9	1.8
1,1-Dichloroethene	7			1.4	1.3	1.6	1.4	1.4	1.3	1.6	1.5
1,1,1-Trichloroethane	200			3.6	4.0	3.7	3.2	3.7	3.6	3.6	3.5
Chloromethane			120	ND	ND	ND	ND	11	11	3.4	1.4
Tetrachloroethene	5			ND	ND	ND	ND	ND	ND	ND	ND
m+p-Xylenes	10000			ND	ND	ND	ND	ND	ND	ND	ND
Toluene	1000			ND	ND	ND	ND	ND	ND	ND	ND
				milligrams per liter	**milligrams per liter**	**milligrams per liter**	**milligrams per liter**	**milligrams per liter**	**milligrams per liter**	**milligrams per liter**	**milligrams per liter**
Gasoline Range Organics				ND	ND	ND	ND	ND	ND	ND	ND
Diesel Range Organics				ND	ND	ND	ND	ND	ND	ND	ND

Kennecott Uranium Company											
Sweetwater Uranium Project											
Hydrocarbon Analysis Data											
Monitor Well:	**TMW-73**										
Northing:	149055.70										
Easting:	322896.82										
Elevation:	6643.31										
Constituent	**Environmental Protection Agency (EPA) Maximum Contaminant Level (MCL) for Drinking Water**	**WDEQ Drinking Water Equivalent Level (DWEL)**	**Calculated Drinking Water Equivalent Level (DWEL)**	**3/1/06**	**4/6/06**	**5/2/06**	**6/5/06**	**7/25/06**	**8/15/06**	**9/5/06**	**10/2/06**
	micrograms per liter	**micrograms per liter**	**micrograms per liter**	**micrograms per liter**	**micrograms per liter**	**micrograms per liter**	**micrograms per liter**	**micrograms per liter**	**micrograms per liter**	**micrograms per liter**	**micrograms per liter**
1,1-Dichloroethane		3000		2.0	2.0	2.0	1.9	2.1	1.8	1.9	1.8
1,1-Dichloroethene	7			1.5	1.4	1.5	1.5	1.6	1.5	1.6	1.4
1,1,1-Trichloroethane	200			3.7	3.5	3.3	3.3	3.6	2.8	3.1	2.8
Chloromethane			120	ND	ND	ND	ND	ND	ND	ND	ND
Tetrachloroethene	5			ND	ND	ND	ND	ND	ND	ND	ND
m+p-Xylenes	10000			ND	ND	ND	ND	ND	ND	ND	ND
Toluene	1000			ND	ND	ND	ND	ND	ND	ND	ND
				milligrams per liter	**milligrams per liter**	**milligrams per liter**	**milligrams per liter**	**milligrams per liter**	**milligrams per liter**	**milligrams per liter**	**milligrams per liter**
Gasoline Range Organics				ND	ND	ND	ND	ND	ND	ND	ND
Diesel Range Organics				ND	ND	ND	ND	ND	ND	ND	ND

Kennecott Uranium Company											
Sweetwater Uranium Project											
Hydrocarbon Analysis Data											
Monitor Well:	**TMW-73**										
Northing:	149055.70										
Easting:	322896.82										
Elevation:	6643.31										
Constituent	**Environmental Protection Agency (EPA) Maximum Contaminant Level (MCL) for Drinking Water**	**WDEQ Drinking Water Equivalent Level (DWEL)**	**Calculated Drinking Water Equivalent Level (DWEL)**	**11/8/06**	**12/13/06**	**1/10/07**	**2/14/07**	**3/5/07**	**4/3/07**	**5/1/07**	**6/3/07**
	micrograms per liter	**micrograms per liter**	**micrograms per liter**	**micrograms per liter**	**micrograms per liter**	**micrograms per liter**	**micrograms per liter**	**micrograms per liter**	**micrograms per liter**	**micrograms per liter**	**micrograms per liter**
1,1-Dichloroethane		3000		1.8	1.9	1.7	2.1	1.6	1.7	1.8	1.9
1,1-Dichloroethene	7			1.3	1.5	1.6	1.7	1.7	1.7	1.4	1.6
1,1,1-Trichloroethane	200			3.0	3.1	3.4	3.6	3.0	3.4	3.0	3.3
Chloromethane			120	ND	ND	ND	ND	ND	ND	ND	ND
Tetrachloroethene	5			ND	ND	1.1	ND	ND	ND	1.0	1.2
m+p-Xylenes	10000			ND	ND	ND	ND	ND	ND	ND	ND
Toluene	1000			ND	ND	ND	ND	ND	ND	ND	ND
				milligrams per liter	**milligrams per liter**	**milligrams per liter**	**milligrams per liter**	**milligrams per liter**	**milligrams per liter**	**milligrams per liter**	**milligrams per liter**
Gasoline Range Organics				ND	ND	ND	ND	ND	ND	ND	ND
Diesel Range Organics				ND	ND	ND	2.700	ND	ND	ND	ND

Kennecott Uranium Company									
Sweetwater Uranium Project									
Hydrocarbon Analysis Data									
Monitor Well:	**TMW-73**								
Northing:	149055.70								
Easting:	322896.82								
Elevation:	6643.31								
Constituent	**Environmental Protection Agency (EPA) Maximum Contaminant Level (MCL) for Drinking Water**	**WDEQ Drinking Water Equivalent Level (DWEL)**	**Calculated Drinking Water Equivalent Level (DWEL)**	**7/17/07**	**8/1/07**	**9/5/07**	**10/1/07**	**11/7/07**	**12/5/07**
	micrograms per liter	**micrograms per liter**	**micrograms per liter**	**micrograms per liter**	**micrograms per liter**	**micrograms per liter**	**micrograms per liter**	**micrograms per liter**	**micrograms per liter**
1,1-Dichloroethane		3000		2.3	1.2	1.7	ND	1.7	2.3
1,1-Dichloroethene	7			2.1	1.4	1.4	2.3	1.1	1.9
1,1,1-Trichloroethane	200			4.0	3.0	3.3	2.8	2.3	4.4
Chloromethane			120	2.6	ND	ND	ND	ND	ND
Tetrachloroethene	5			ND	ND	1.1	ND	ND	1.0
m+p-Xylenes	10000			ND	ND	ND	ND	ND	ND
Toluene	1000			ND	ND	ND	ND	ND	ND
				milligrams per liter	**milligrams per liter**	**milligrams per liter**	**milligrams per liter**	**milligrams per liter**	**milligrams per liter**
Gasoline Range Organics				ND	ND	ND	0.310	ND	ND
Diesel Range Organics				ND	ND	ND	ND	ND	ND

RIO TINTO
ENERGY AMERICA

Rio Tinto Energy America
Kennecott Uranium Company
PO Box 1500, 42 Miles NW of Rawlins
Rawlins, Wyoming 82301-1500
Tel: (307) 324-4924 Fax: (307) 324-4925

25 February 2008

Mr. Keith McConnell, Deputy Director
Division of Waste Management and Environmental Protection
Office of Federal and State Materials and Environmental Management
U.S. Nuclear Regulatory Commission
11545 Rockville Pike, Mail Stop T7-E18
Rockville, MD 20852

Dear Mr. McConnell:

SUBJECT: Sweetwater Uranium Project – Docket Number 40-8584
Source Material License No. SUA-1350
Annual ALARA Audit

Enclosed is Kennecott Uranium Company's Annual ALARA Audit. This audit addresses conditions 9.3D and 12.3 of Source Material License number SUA-1350.

If you or your staff have any questions or require further information, please contact me at (307) 328-1476.

Sincerely,

Oscar A Paulson

Oscar A. Paulson
Facility Supervisor

cc: Stephen J. Cohen, Project Manager (NRC) (2)
Director, DNMS (NRC) - Arlington, TX (w/o attachments)
John Lucas – Rio Tinto Energy America

RIO TINTO
ENERGY AMERICA

Memorandum

Oscar Paulson
Facility Supervisor
Kennecott Uranium Company

18 February 2008

NRC File

Subject: Source Material License SUA-1350 - License Condition 12.3 – Annual ALARA Report

The following areas of the Sweetwater Uranium Project Radiation Safety Program were reviewed to determine if occupational radiation safety exposures were managed to be **A**s **L**ow **A**s **R**easonably **A**chievable (ALARA):

1. Employee Exposure Records:
Individual monitoring and reporting of employee exposures at the Sweetwater Uranium Project is not required as per 10 CFR 20.1502 since employees are unlikely to receive in excess of 10% of the limits for external or internal exposure. Gamma radiation levels and concentrations of airborne radionuclides are assessed to verify that employee doses are below the levels requiring individual monitoring and reporting.

2. Bioassay Results:
All bioassay results from site employees were below the first action level. In addition, pre-job bioassays were taken of any new contract employees. All results were below the first action level. All bioassay results for personnel were non-detect (ND).

3. Inspections and Reports:
Daily Mill Foreman inspections and weekly work area inspections by the Radiation Safety Officer have been suspended during the period of mill shutdown as per a letter from the licensee dated June 10, 1983 and a response from NRC dated September 23, 1983.

4. Training:
Annual Radiation Safety Refresher Training was conducted on January 9, 2007. Annual MSHA Refresher Training was conducted on January 4, 2007. In addition, driver training was conducted on January 3, 2007. Also, a CPR/AED class was provided on site on March 6, 2007. Radiation training of individual contract employees (contractor new hires) was conducted on an as-needed basis.

5. Safety Meetings:
Monthly radiation safety meetings were held with site and applicable contract personnel. These are enumerated in this document.

6. Radiation Surveys and Sampling:
Gamma, radon and airborne uranium levels in the mill are low. Internal and external dose levels are below 10% of the applicable limits so individual monitoring of personnel and reporting of individual doses are not required.

7. Reports of Overexposure of Workers:
No overexposures have occurred.

8. Standard Operating Procedures (SOPs):
Standard Operating Procedures (SOPs) were reviewed during 2007, as documented in the memorandum entitled "Annual Review of Standard Operating Procedures (SOPs)", dated 27 December 2007.

9. Radiation Work Permits:
A single Radiation Work Permit (RWP) was issued in 2007. This permit was issued because the work performed was not covered in any existing SOP; not necessarily because the work involved any above-normal exposure to radiation or radionuclides.

10. Nuclear Density Gauges:
All nuclear density gauges in the mill are stored in place with the shutters closed and locked. All nuclear density gauges are inventoried semiannually. The gauges were inventoried on May 23 and December 13, 2007. All nuclear density gauges in the mill were leak tested on May 24, 2007. All gauges passed the leak test. Leak testing of the gauges is only required every ten (10) years provided they are in storage and not being used, as is the case at the Sweetwater Uranium Project.

11. Safety and Environmental Review Panel (SERP):
No Safety and Environmental Evaluations (SEEs) were issued by the Safety and Environmental Review Panel in 2007.

12. Instrument Calibrations:
Instrument calibrations were reviewed. All instruments were within their calibration interval when used.

13. Respiratory Protection:
Members of the site's respirator program were qualified for respirator use by a physician on June 4 and June 26, 2007. Annual fit testing and respirator training was conducted on November 20, 2007.

The following is based on the review of the Radiation Safety Program:

Trends in Exposure

Operations were suspended in April 1983. The mill has been cleaned with the exception of the precipitation and drying areas, which are isolated. Exposures remain low since operations are suspended.

Some equipment stored on site, especially some steel pressure vessels stored in the grinding area of the mill, has created the potential for very slight increases in gamma doses. The gamma dose rates from this equipment are not sufficiently high to require posting under 10 CFR 20.1003; however, site employees have been instructed about the vessels and avoid them. The storage of this equipment has caused slight increases in exposure to individuals working near where the equipment is stored. In addition, the equipment has caused slightly elevated radon daughter concentrations in the Solvent Extraction (SX) Building. This situation was corrected by the installation of a vent fan. The vent fan in that building was adjusted to operate continuously beginning on December 11, 2001, to exhaust accumulated radon and radon daughters. Radon daughter concentrations in the Solvent Extraction (SX) Building averaged 0.028 WL in June 2007 and 0.020 WL in December 2007.

Current Use of Control Equipment

Since the mill is not operating use of control equipment is not required in the Mill Building. The mill and solvent extraction (SX) buildings are kept locked to control access. Sprays and lagoons are operated in the tailings impoundment when weather conditions permit to control dusting. A fan is operated continuously in the Solvent Extraction (SX) Building to vent any accumulated radon and radon daughters in the building.

The shutters on the nuclear density gauges in the mill are closed and locked.

Contaminated soils were excavated from the Catchment Basin area during 2007. These soils were spread on top of tailings in the tailings impoundment. These soils, since they were lower in radium-226 than the underlying tailings, reduced gamma exposures in the tailings impoundment by acting as shielding. Airborne radionuclide concentrations in the air samples related to the tailings impoundment have been low.

A discrete Shower/Change/Monitoring trailer was installed in the fence south of the Catchment Basin excavation in 2006 to provide a place for workers to shower, change and monitor, to make sure contamination was not being taken off site. This facility included a washing machine, showers and sinks that drained to a buried holding tank which could be pumped to the tailings impoundment. This facility is also being used by tailings impoundment workers.

Backfilling of the Catchment Basin excavation was completed in 2007. Work was performed in the tailings impoundment including liner repair and tailings regrading, which has reduced the risk of wind induced liner failure and will ultimately enhance control of blowing tailings.

Possible Reduction of Exposure under the ALARA Concept

Exposures are at minimal levels due to suspension of operations. Access to known contaminated areas and to stored equipment with slightly elevated gamma levels is limited and controlled. All nuclear density gauge shutters are closed and locked. An amendment to the sealed source license BML-49-19005-01 dated April 9, 1998 was obtained which freed the licensee from the requirement of testing the on-off mechanism on the gauges every six (6) months. This amendment has caused some reduction in exposures by reducing the time that personnel have to work around the gauges and by eliminating personnel having to work with the gauge in the yellowcake barreling area thus reducing exposure to airborne yellowcake particles.

Oscar A Paulson

Oscar Paulson
Facility Supervisor

RIO TINTO
ENERGY AMERICA

Memorandum

Oscar Paulson
Facility Supervisor
Kennecott Uranium Company

18 February 2008

NRC File

Subject: Sweetwater Uranium Project – Source Materials License SUA-1350: In-House Review of the Radiation Safety Program Including Audits, Inspections, Employee Exposures, Effluent Releases and Environmental Data as Required by License Condition 12.3

As required by License Condition 12.3 of SML #SUA-1350, the radiation safety, health physics and environmental monitoring programs are reviewed herein. In addition, trends in exposure, possible reductions in exposure or effluents under the ALARA concept and the use, maintenance and inspection of radiation monitoring equipment is discussed. The required (License Conditions 9.3 and 12.3) report on the activities of the Safety and Environmental Review Panel (SERP) is also attached.

Attached as part of this review process are the following:

- Summary of Monthly Radiation Safety Meetings
- Summary of Annual Radiation Refresher Training
- Occupational Exposure Assessment - Suspended Operations
- Bioassay Assessment
- Summary of Radiation Instrument Calibrations
- External Gamma Radiation Survey Assessment
- Total and Removable Alpha Radiation Survey Assessment
- Radon Daughter Monitoring Assessment
- Potable Water Quality Summary
- Safety and Environmental Review Panel (SERP) - 2007
- Respiratory Protection – 2007
- Releases for Unrestricted Use – 2007
- Review of Standard Operating Procedures – 2007
- Radiation Work Permits – 2007
- Dose Assessment/Determination of No Requirement for Individual Monitoring or Dose Calculation at the Sweetwater Uranium Project for 2007

Review of the Programs

A review of the program revealed the following item(s) which required additional attention or correction during the year:

1. Storage of Contaminated Equipment and Ion Exchange Resin on Site

Contaminated equipment now belonging to the Green Mountain Mining Venture (GMMV), but originally stored on site in 1997 by U.S. Energy Corp./Yellowstone Fuels, Inc., continues to be stored on site. The equipment is stored in the Mill Building, Solvent Extraction (SX) Building, in the tailings impoundment, in a designated restricted area within the Main Shop (the Welding Bay). Ownership of this equipment was transferred to the Green Mountain Mining Venture (GMMV) by U.S. Energy Corp./Yellowstone Fuels, Inc., on September 11, 2000.

In addition, approximately 174,740 pounds of an ion exchange resin/water mixture is stored on site in the Number 1 Counter Current Decantation (CCD) thickener tank in the Mill Building. This material now belongs to

the Green Mountain Mining Venture (GMMV), but was originally stored on site by U.S. Energy Corp./Yellowstone Fuels, Inc. This material was unloaded on site between April 22 and May 7, 1998. This material is stored submerged in the Number 1 CCD tank in the mill, which is heated to prevent freezing in the winter. Ownership of this ion exchange resin was transferred to the Green Mountain Mining Venture (GMMV) by U.S. Energy Corp./Yellowstone Fuels, Inc. on September 11, 2000.

Additional radon monitoring was performed using the modified Kusnetz method during unloading and RadTrak radon monitors are placed on top and below the CCD thickener (used to store the resin) and are changed quarterly. Air sample filters are collected semiannually near the Number 1 Counter Current Decantation (CCD) thickener tank and analyzed using the modified Kusnetz method. This is done to determine if handling or storing the resin creates elevated radon levels in the area. The results of the monitoring show that the radon levels in the storage area remain at background in spite of resin being stored there.

The stored equipment may have been responsible for previously elevated radon daughter concentrations measured in the Solvent Extraction (SX) Building. This situation has been corrected by operating an exhaust fan to remove accumulated radon and radon daughters. Radon daughter monitoring using the modified Kusnetz method has been performed semiannually in this area. The monitoring shows radon daughter concentrations ranging from 0.014 WL to 0.030 WL.

Changes in the Program

Additional Continuous Radon Monitoring

Continuous RadTrak radon monitors are placed on top and at the base of the Number 1 CCD Thickener and changed on a quarterly basis to monitor radon levels in the area to determine if the storage of resin in the thickener increased radon levels in the Mill Building. Radon levels in the Mill Building remain at background levels.

Trends in Exposure

Operations were suspended in April 1983. Operations have remained suspended since that time. Exposures are low. Individual monitoring of personnel is not required since all exposures are below 10% of the allowable limit. In-plant air samples are collected semiannually. Work performed in the mill and tailings impoundment has been under Standard Operating Procedures (SOPs). The only activities conducted in 2007 were property security, preservation, maintenance, operation of the tailings impoundment and Catchment Basin pumpback system and tailings impoundment spray system, environmental monitoring, storage of equipment and used ion exchange resin, backfilling of the Catchment Basin excavation, liner repair and regrading of tailings in the tailings impoundment and land farming of petroleum contaminated soils.

Storage of some of the equipment, notably some steel pressure vessels in the mill, has caused gamma radiation levels to increase slightly in the area within the mill in which they are stored. An exhaust fan is operated in the SX building continuously to vent any accumulated radon and radon progeny. Radon daughter concentrations in this area varied between 0.014 WL to 0.030 WL.

Gamma exposures in the tailings impoundment have been reduced by the addition of the material excavated from the Catchment Basin area. This material has a lower radium-226 concentration than the tailings and acts as shielding attenuation gamma radiation from the tailings.

Possible Reduction of Personnel Exposures or of Effluents under ALARA

With operations suspended since April 1983, there have been no releases of effluents or employee exposures. The mill, with the exception of the dryer, and yellowcake area has been decontaminated. The dryer is locked and entry is restricted. The yellowcake (precipitation) area has been externally cleaned and the tanks are covered. All thirteen (13) nuclear density gauges in the mill are shuttered and are inventoried semiannually. The gauges were inventoried on May 23 and December 13, 2007. The gauges were leak tested on May 24, 2007. No leakage was detected. An amendment dated April 9, 1998 was obtained to the nuclear density gauge license, which freed the licensee from testing the on-off mechanism on the thirteen (13) nuclear density gauges in the mill as long as operations remain suspended. This change has caused some reduction in personnel

exposure in that personnel now spend less time near the gauges and personnel are not exposed to yellowcake dust associated with testing the on-off mechanism of the gauge in the yellowcake barreling area. A Corrective Action Program (CAP) is in place to address the seepage from the tailings impoundment and Catchment Basin. The pumpback system continues to operate as designed. The fan in the Solvent Extraction (SX) Building is now operated continuously to exhaust any accumulated radon and radon daughters emanating from equipment stored there.

Current Use of Control Equipment

Concurrent with the suspension of mill operations in April 1983, all mill control systems have been shut down. The Mill and Solvent Extraction (SX) buildings are kept locked when personnel are not inside them. Security is maintained on site twenty-four (24) hours a day as required by Section 5.4 of the license application that is cited in License Condition 9.5 of SUA-1350, to prevent unauthorized access to the facility and unauthorized entry into the tailings impoundment. This prevents potential exposure to radioactive materials to unauthorized individuals, who may attempt to gain access to the facility buildings or the tailings impoundment. The tailings retention system continues as a passive control system incorporating a synthetic Hypalon liner to retain the tailings fluids. Seepage has occurred in the past due to a liner failure. Repairs to the liner along the northern and eastern embankments were completed in 2007 as per Safety and Environmental Evaluation (SEE) #14 and SEE-14 Amended. A seepage collection (pumpback) system is in operation. This system was extended to include two (2) wells west of the Catchment Basin in 2005. A system using sprays and lagoons constructed on the tailings and operated during non-freezing weather serves to minimize dusting, reduce radon emanation and evaporate fluids. The Low Volume air samples taken at Air 4A, (downwind of the tailings impoundment) show levels of natural uranium, thorium-230 and radium-226, which each remained below 0.5% of the allowable effluent concentrations during 2007, documenting the effectiveness of the lagoons and spray system in controlling dusting on the tailings impoundment. Evaporation will continue to decrease the potential of seepage from the impoundment. A fan is operated continuously in the Solvent Extraction (SX) Building to exhaust any accumulated radon and radon daughters emanating from equipment stored there.

Additional monitor wells were drilled in 2004 around the Catchment Basin. The nature and extent of the contamination of soils and ground water around the Catchment Basin has been described in submittals dated May 12, July 22 and December 15, 2004 and January 18, 2005. Fluid has been pumped out of one of the shallow monitor wells (TMW-90) beginning on September 4, 2003, under Safety and Environmental Evaluation (SEE) #6 and out of the second shallow monitor well (TMW-105) beginning on March 23, 2004 under an amendment to Safety and Environmental Evaluation (SEE) #6. Pumping of these wells was terminated in 2005 since they pumped dry. Additional information about these wells may be found in the Corrective Action Program (CAP) Review. These two wells were removed by the Catchment Basin Excavation in 2006. In addition, TMW-96 and TMW-97 were pumped during 2007.

A license amendment request to excavate the contaminated soils around the Catchment Basin and expand the pumpback system to include wells around the Catchment Basin was approved on May 26, 2005. During 2006 to 2007 a total of 233,268 cubic yards of contaminated soils were excavated around the Catchment Basin. The excavation area was gridded and sampled. It is now backfilled. A seepage collection system consisting of two lines of perforated pipe was installed along the west high wall at the excavation bottom to collect any seepage before it migrates to the Battle Spring formation. Plastic liner was placed on the west high wall to separate contaminated soils beneath the Mill Building and tank slabs from the clean backfill. Details concerning the excavation will be provided in a completion report that will be submitted shortly. Pump back of contaminated Battle Spring Aquifer water around the Catchment Basin began in the summer of 2005. Details about this expansion of the pumpback system are included in the Corrective Action Program Review.

Oscar A Paulson

Oscar Paulson

RIO TINTO
ENERGY AMERICA

Memorandum

Oscar Paulson
Facility Supervisor
Kennecott Uranium Company

4 February 2008

To: NRC File

Subject: Summary of Monthly Radiation Safety Meetings

The monthly radiation safety meetings included all contract personnel on site at the time of the meeting. The following is a summary of the monthly (plus thirteen (13) additional) Radiation Safety meetings held in 2007:

2007	TOPIC	ATTENDEES
1/18	Radon measurements	KUC
1/22	Bioassay results, external doses, mill alpha smear results, Kminus3 grid sampling results	ACI, KUC
2/19	Bioassay results, external doses, instrument calibrations, Lower Limits of Detection (LLDs)	ACI, KUC
2/22	Alpha monitoring	AEQ
2/28	Buck Basic 12 air sampler calibration demonstration	ACI, KUC
3/19	Bioassay results, Lo Volume air sampling with new F & J sampler	ACI, KUC
4/16	Bioassay results, external exposure results, Kminus3 grid	ACI, KUC
5/21	Bioassay results, external exposure results, high volume air sampling in the tailings impoundment	ACI, KUC
6/11	External exposure results personnel dosimetry, breathing sampler settings	ACI, KUC
6/18	Radioactive contamination versus Naturally Occurring Radioactive Material (NORM), review of report on material from the Kminus3 grid area, reviewed SOW HP-38 on consumption of water in restricted areas	ACI, KUC
7/9	Reviewed tailings impoundment breathing zone and high volume air sample results	ACI, KUC
7/16	Discussed Project Orion (nuclear powered rocket) and radiation safety related to geophysical logging units	ACI, KUC
8/20	Reviewed bioassay and breathing zone and high volume air sample results. Discussed Method 115 radon flux testing	ACI, KUC
9/17	Discussed bioassay and breathing zone sample results. Discussed scheduled mill inspection by Lyntek, Inc.	ACI, KUC
9/24	Discussed Colorado Medical Society resolution regarding uranium mining in Colorado; reviewed Radiation Work Permit for mill inspection with Lyntek, Inc personnel	ACI, KUC, LTI
9/25	Discussed Ludlum Model 2350-1 rate meter. Opened unit to show circuitry	ACI, KUC
10/18	Discussed Radiation Work Permits and Standard Operating Procedures; discussed impending work by Lyntek, Inc.; discussed bioassay, breathing zone and dosimetry results	ACI, KUC
10/29	Discussed high volume air sampling and radon testing results	ACI, KUC
11/1	Discussed counting procedures with SACR-5 and MS-2 Scaler of breathing zone sample filters	ACI, KUC
11/20	Discussed bioassay results, yellowcake drum reactions (TDRs), respiratory protection and demonstrated qualitative fit tests.	ACI, KUC
11/26	Discussed HP-38 regarding consumption of water in restricted areas	ACI, KUC
12/10	Reviewed procedures for inspection of Solvent Extraction (SX) tanks	LTI
12/17	Discussed breathing zone, bioassay and external exposure monitoring results; discussed Modified Kusnetz radon daughter monitoring	ACI, KUC
12/26	Discussed consumption of fluids in restricted areas	ACI, KUC

Initial key: **ACI** = Archer Construction, Inc., **AEQ** = American Equipment Company, **KUC** = Kennecott Uranium Company, **LTI** = Lyntek, Inc.

Oscar A Paulson

Oscar Paulson
Facility Supervisor

RIO TINTO
ENERGY AMERICA

Memorandum

Oscar Paulson
Facility Supervisor
Kennecott Uranium Company

4 February 2008

To: NRC File

Subject: Annual Radiation Refresher Training

Annual radiation safety training for uranium mill workers was conducted by Dr. Jan Johnson of MFG Inc. on January 15, 2007, as discussed in the attached letter. The attendees are listed in the letter. A description of the course content is maintained on file on site.

In addition, the following individuals received radiation worker training on site through videos and direct instruction by the Radiation Safety Officer:

Judi Boyce – Adecco	July 18, 2007
Alfred Knowles – Archer Construction, Inc.	May 2, 2007
Mark Cress – Archer Construction, Inc.	May 2, 2007
Thomas Duffy – Archer Construction, Inc.	May 2, 2007
Lance Smith – Archer Construction, Inc.	May 2, 2007
James Ashley – Archer Construction, Inc.	July 18, 2007
Jeremy LaVine – Archer Construction, Inc.	July 18, 2007
Lehman English – Archer Construction, Inc.	July 18, 2007
Eric Hall – Archer Construction, Inc.	July 18, 2007
Tony Jackson – Archer Construction, Inc.	July 18, 2007
Jed Goodman – Archer Construction, Inc.	October 9, 2007
Ryan Munks – Wyoming Machinery	October 9, 2007
Nick Lynn – Lyntek, Inc.	September 24, 2007
Michelle Umbaugh – Lyntek, Inc.	September 24, 2007
Fred Barbis – Lyntek, Inc.	September 24, 2007
Davis Tilton – Lyntek, Inc.	September 24, 2007
Galen Archer – Lyntek, Inc.	September 24, 2007
Don Tirone – Lyntek, Inc.	September 24, 2007

All individuals who worked within a restricted area during 2007 received radiation worker training.

Oscar A Paulson

Oscar Paulson
Facility Supervisor

consulting
scientists and
engineers

MFG PROJECT: 180903

January 15, 2007

Mr. Oscar Paulson
Kennecott Energy Company
Sweetwater Uranium Facility
P.O. Box 1500
Rawlins, Wyoming 82301

RE: Worker Radiation Protection Training

Dear Mr. Paulson:

The following individuals successfully completed a four-hour Worker Radiation Protection Training class presented in Rawlins on January 9, 2007:

Randy Archer	Phil Lavoie
Kenneth Aurell	Harry Lovato
Jacob Bolte	Mike Mariner
Richard Durazo	James McMacken
Sam Finley	Mike Mitchell
Tom Faust	Anita Morris
Roger Hannula	George Palochak
Kathryn Harrison	Mike Pattyn
Gary Hostetler	Oscar Paulson
Tony Johnston	Vaughn Pickett
Harold Kelley	Chad Powell
	Bert Taylor

The class included a review of basic radiation protection principles, specific radiation protection issues related to uranium recovery facilities in general and the Sweetwater Uranium Facility in particular, regulatory requirements, and worker rights and responsibilities. The test scores are summarized in the attached table. The enclosed original tests should be retained in your files.

As always, it was a pleasure working with your group.

Sincerely yours,

MFG/SHEPHERD MILLER

Janet A. Johnson

Janet A. Johnson, PhD, CHP
Senior Technical Advisor

cc Clint Strachan, MFG, Inc.

Attachment

Enclosure

Attachment 1

Kennecott Energy Company Sweetwater Uranium Facility
Annual Radiation Worker Refresher Training
January 9, 2007
Test Scores

Name	**Score (based on a total of 100 points)**
Randy Archer	92
Kenneth Aurell	91
Jacob Bolte	94
Richard Durazo	89
Sam Finley	79
Tom Faust	92
Roger Hannula	91
Kathryn Harrison	92
Gary Hostetler	96
Tony Johnston	87
Harold Kelley	98
Phil Lavoie	100
Harry Lovato	94
Mike Mariner	87
James McMacken	92
Mike Mitchell	87
Anita Morris	96
George Palochak	98
Mike Pattyn	95
Oscar Paulson	98
Vaughn Pickett	87
Chad Powell	94
Bert Taylor	81

RIO TINTO
ENERGY AMERICA

Memorandum

Oscar Paulson
Facility Supervisor
Kennecott Uranium Company

13 February 2008

To: Total and Removable Alpha Monitoring File

Subject: Total and Removable Alpha Monitoring Assessment

In 2007 removable alpha monitoring was performed in the Mill and Solvent Extraction Buildings and in the Ion Exchange area on June 19 and December 17, 2007. Total alpha monitoring was performed in the Mill and Solvent Extraction Buildings and in the Ion Exchange area on June 27 and December 17, 2007.

Total and removable alpha monitoring was performed at least four (4) locations related to the Ion Exchange plant and at least nineteen (19) locations related to the Mill and Administration Buildings.

Total alpha contamination levels in the Mill Building ranged between 37.3 and 69,413 dpm/100 cm^2. The single high reading was taken at a location on the centrifuge support frame in the Yellowcake Area of the Mill Building. This area is part of the restricted area. Removable alpha contamination in the Mill Building ranged from 0.9 to 1884 dpm/100 cm^2. The desk in the yellowcake operator's office had the high removable alpha reading of 227.4 dpm/100 cm^2 on June 19, 2007. This desk is in the restricted area. It was cleaned. A subsequent (December 17, 2007) removable alpha reading was 2.5 dpm/100 cm^2. Most of the alpha contamination on the centrifuge support frame is fixed in place and non-mobile. The removable contamination on the support frame varied from 219.2 to 247.1 dpm/100 cm^2. The contamination on the centrifuge frame appears to be fixed to the zinc coating on the galvanized steel support frame.

Total alpha contamination levels in the Ion Exchange area ranged from 48.7 to 540 dpm/100 cm^2. This single high reading was on the side of the precipitation tank. The Ion Exchange area is a restricted area. Removable alpha contamination levels in the Ion Exchange area ranged from 1.6 to 21.5 dpm/100 cm^2. Both the high total and removable alpha readings are below the limits (5000/1000 dpm/100 cm^2) for release for unrestricted use.

Total alpha monitoring of the stored equipment was performed on June 19 and December 17, 2007. Removable alpha monitoring of the stored equipment was performed on June 19 and December 17, 2007, as well. Total alpha readings for the exteriors of stored equipment ranged from 38.2 to 4,187 dpm/100 cm^2. Removable alpha readings for the stored equipment ranged from ND to 469.4 dpm/100 cm^2. The high removable reading was from a fiberglass tank stored in the tailings impoundment. The high total alpha reading was from the same fiberglass tank.

Oscar A Paulson
Oscar Paulson

RIO TINTO
ENERGY AMERICA

Memorandum

Oscar Paulson
Facility Supervisor
Kennecott Uranium Company

REVISED 25 March 2008
18 February 2008

To: NRC File

SUBJECT: Internal Occupational Exposure Assessment – Suspended Operations

The following occupational exposure assessment is based on air samples taken in the Sweetwater Mill and Tailings Impoundment during 2007. Annual intakes (based on airborne concentrations and exposure times) below 10% of the applicable Allowable Limits of Intake (ALI) in Table 1, Column 1 of Appendix B (5 E-2 µCi for Class Y natural uranium) do not require individual monitoring or dose assessment. This assessment is of the Mill Foreman, who is the individual on site who spends the greatest amount of time within the restricted areas and receives the largest dose.

Airborne Particulate Air Sampling Results

The results of this sampling are attached as the spreadsheet "Airborne Sampling Results". Quarterly breathing zone samples and semiannual high volume air samples in the Grinding and Precipitation Areas of the Mill Building and high volume air samples of the tailings impoundment were collected.

Time Spent in the Mill Building, Tailings Impoundment and Catchment Basin Excavation (Restricted Area)

The Mill Foreman spent a total of 230 hours (23 days) in the Sweetwater Mill and 1230 hours (123 days) in the tailings impoundment during calendar year 2007. This is a maximum estimate of time and is based upon the assumption that for each day the Mill Foreman was in the Restricted Area he spent the entire ten (10) hour day there, even though on many occasions a visit to the mill or tailings impoundment in a given day constituted only a few hours inside the building or inside the impoundment. The days he spent in each area are based on his comments in the Alpha Monitor Record, which he signed upon completion of monitoring after leaving a Restricted Area. A single high volume air sample was collected in the Catchment Basin excavation area from April 19 to May 3, 2007; however it was determined that licensed material was not being excavated, so the data is not being used. However the results are included for completeness.

Dose Calculation Method

10CFR20.1003 states, "Occupational dose does not include dose received from background radiation...". In the interest of simplicity and conservatism, however, background airborne radionuclide concentrations have not been deducted from the concentrations, derived air concentrations (DACs) or percentages of allowable limits of intake (ALIs) presented in the table on the spreadsheet or text that follows.

The following additional steps were followed to ensure that the calculated dose is conservative:

- The highest airborne concentration measured (from a single breathing zone sample) in the year (September 27, 2007 – 2.71 E-13 µCi/ml) was used for an airborne uranium concentration in the Mill Building.
- An assumption of ten (10) hours occupancy (a full working day) in either the Mill Building, tailings impoundment or Catchment Basin excavation was assumed if the Mill Foreman entered either area on a given day in spite of the fact that actual occupancy may have been far less.
- The maximum airborne concentrations for thorium-230 and radium-226, in breathing zone samples collected on the Mill Foreman, were used to calculate the doses to thorium-230 and radium-226 for the time spent in the Mill Building.

- The maximum airborne concentrations for natural uranium, thorium-230 and radium-226 based on breathing zone samples were used to calculate the doses for natural uranium, thorium-230 and radium-226 for time spent in the tailings impoundment.
- The highest breathing zone sample results for natural uranium, thorium-230 and radium-226 were used to calculate the internal dose since:
    - The breathing zone samples are believed to be more representative of worker exposure;
    - The highest breathing zone sample results for natural uranium, thorium-230 and radium-226 for the mill and tailings impoundment exceed the averages of the high volume air sample results for the above radionuclides in these areas. Thus, their use is inherently conservative.

Attached please find in addition to the spreadsheet entitled "Airborne Sampling Results", the following spreadsheets:

- Mill High Volume Air Samples
- Tailings Impoundment High Volume Air Samples
- Catchment Basin Excavation High Volume Air Samples (a single sample)
- Tailings Impoundment Breathing Zone Samples (with Non-Detect results shown as ND)
- Tailings Impoundment Breathing Zone Samples (with Non-detect results reported as the Lower Limit of Detection (LLD))
- Mill Breathing Zone Samples
- Mill Foreman Breathing Zone Samples

Dose Calculation Results

An internal dose of 7.15 E+01 millirems (71.5 millirems) was calculated for the maximally exposed individual (the Mill Foreman) on site for normal duties.

The calculated dose of 71.5 millirems is less than 15% of the limit of 500 millirems, above which individual monitoring is required as per 10 CFR 20.1502(b)(1). Thus, the maximally exposed individual received less than 5% of the ALI for natural uranium, radium-226 and thorium-230 when working in the Mill Building and Tailings Impoundment, meaning that no worker was "...likely to receive in 1 year an intake in excess of 10 percent of the applicable ALI(s) in table 1, Columns 1 and 2 of Appendix B to §20.1001-21.2401: ..." Thus, individual monitoring of occupational intake for airborne particulate radionuclides was not required.

Oscar A Paulson

Oscar A. Paulson

Kennecott Uranium Company
Sweetwater Uranium Project
Airborne Sampling Results

Breathing Zone Samples							
Date	Location	Concentration			Percent of DAC		
		(Natural Uranium Only)	Radium-226	Thorium-230	Natural Uranium	Radium-226	Thorium-230
		(microCuries/ml)	(microCuries/ml)	(microCuries/ml)			
27-Mar-07	Mill	3.41E-14	3.41E-14	3.41E-14	0.171	0.011	0.568
28-Jun-07	Mill	6.08E-14	3.04E-14	3.04E-14	0.304	0.010	0.507
27-Sep-07	Mill	2.71E-13	3.81E-14	2.10E-13	1.355	0.013	3.500
28-Dec-07	Mill	2.88E-14	1.92E-14	1.83E-13	0.144	0.006	3.050
	Average:	9.87E-14	3.05E-14	1.14E-13	4.93E-01	1.02E-02	1.91E+00
Average- Forty-six (46) samples	Tailings Impoundment	1.03E-14	1.01E-14	9.41E-15	0.052	0.003	0.157
Taken from March 14 to December 27, 2007							
Please see attached spreadsheets							
Lower Limit of Detection (LLD) value used in average if result was non-detect to produce conservative result.							

High Volume Air Sampling							
Date	Location	Concentration			Percent of DAC		
		Natural Uranium	Radium-226	Thorium-230	Natural Uranium	Radium-226	Thorium-230
		(microCuries/ml)	(microCuries/ml)	(microCuries/ml)			
29-May-07	Mill Grinding Area	1.10E-15	6.70E-16	5.62E-16	5.50E-03	2.23E-04	9.37E-03
31-May-07	Mill Precipitation Area	2.36E-15	7.25E-16	4.40E-16	1.18E-02	2.42E-04	7.33E-03
27-Sep-07	Mill Precipitation Area	9.05E-15	2.83E-16	3.95E-16	4.53E-02	9.43E-05	6.58E-03
27-Sep-07	Mill Grinding Area	6.58E-15	1.67E-15	1.29E-15	3.29E-02	5.57E-04	2.15E-02
	Average:	4.77E-15	8.37E-16	6.72E-16	2.39E-02	2.79E-04	1.12E-02
Average- twenty-seven (27) samples	Tailings Impoundment	9.15E-15	1.39E-14	1.93E-14	4.58E-02	4.63E-03	3.22E-01
Taken from May 27 to December 20, 2007							
Please see attached spreadsheets							

Maximum Measured Concentrations							
		Concentration			Percent of DAC		
		Natural Uranium	Radium-226	Thorium-230	Natural Uranium	Radium-226	Thorium-230
		(microCuries/ml)	(microCuries/ml)	(microCuries/ml)			
	Mill	2.71E-13	3.81E-14	2.10E-13	1.36E+00	1.27E-02	3.50E+00
	Tailings	8.14E-14	6.38E-14	5.92E-14	4.07E-01	2.13E-02	9.87E-01

Exposure Calculations							
Hours Worked During 2007							
	Mill	230					
	Tailings Impoundment	1230					
Exposure		**Natural Uranium**	**Radium-226**	**Thorium-230**	**Total**		
		(millirems)	(millirems)	(millirems)	(millirems)		
	Mill	7.79E+00	7.30E-02	2.01E+01	2.80E+01		
	Tailings	1.25E+01	6.54E-01	3.03E+01	4.35E+01		
	Total	2.03E+01	7.27E-01	5.05E+01	7.15E+01		

Notes:

Maximum airborne concentrations for uranium, radium-226 and thorium-230 were used in the calculation for each area (mill, and tailings impoundment)

In the case of the mill, the maximum uranium concentration on a breathing zone sample was used to calculate exposure for the entire year.

For this year the highest concentration value was on the first quarter breathing zone sample in which the value was 2.71E-13uCi/ml.

2.71E-13 uCi/ml was used as the highest airborne uranium concentration.

No air sample collected exceeded 10% of the Derived Air Concentration (DAC). The highest airborne natural uranium concentration detected was 1.36% of the DAC, the highest Radium-226 concentration detected was 7.00E-02 % of the DAC and the highest Thorium-230 concentration detected was .987 % of the DAC.

No worker could have received in excess of 10 percent of the applicable ALI)s) in Table 1, Column 1 and 2 of Appendix B to 10 CFR 20.1001 - 20.2401 requiring monitoring of occupational intake.

Kennecott Uranium Company
Sweetwater Uranium Project
Mill Building
High Volume Air Samples

Sample Number	Date			Volume	Sample Lower Limit of Detection (LLD)	Natural Uranium	Thorium-230	Radium-226	Natural Uranium % of DAC	Thorium-230 % of DAC	Radium-226 % of DAC
	Start	Stop		(milliliters)	(microCurie per milliliter)	(microCurie per milliliter)	(microCurie per milliliter)	(microCurie per milliliter)	(Percent)	(Percent)	(Percent)
1	27-May-07	29-May-07	Mill Grinding Area	4.63E+09	1.00E-16	1.10E-15	5.62E-16	6.70E-16	0.0055	0.0094	0.0002
2	30-May-07	31-May-07	Mill Precipitation Area	3.86E+09	1.00E-16	2.36E-15	4.40E-16	7.25E-16	0.0118	0.0073	0.0002
3	23-Sep-07	27-Sep-07	Mill Precipitation Area	9.88E+09	1.00E-16	9.05E-15	3.95E-16	2.83E-16	0.0453	0.0066	0.0001
4	23-Sep-07	27-Sep-07	Mill Grinding Area	1.05E+10	1.00E-16	6.58E-15	1.29E-15	1.67E-15	0.0329	0.0215	0.0006
Average:				7.22E+09	1.00E-16	4.77E-15	6.72E-16	8.37E-16	2.39E-02	1.12E-02	2.75E-04

Derived Air Concentrations Used			Environmental Air Concentrations Used		
	microCurie per milliliter			microCurie per milliliter	
Natural Uranium	2.00E-11	Year	Natural Uranium	9.00E-14	Year
Radium-226	3.00E-10	Week	Radium-226	9.00E-13	Week
Thorium-230	6.00E-12	Year	Thorium-230	3.00E-14	Year

Kennecott Uranium Company
Sweetwater Uranium Project
Tailings Impoundment
High Volume Air Samples

Sample Number	Date Start	Date Stop	Volume (milliliters)	Sample Lower Limit of Detection (LLD) (microCurie per milliliter)	Natural Uranium (microCurie per milliliter)	Thorium-230 (microCurie per milliliter)	Radium-226 (microCurie per milliliter)	Natural Uranium % of DAC (Percent)	Thorium-230 % of DAC (Percent)	Radium-226 % of DAC (Percent)
1	27-May-07	29-May-07	4.14E+09	1.00E-16	4.44E-15	1.26E-14	5.56E-15	0.0222	0.2100	0.0019
2	5-Jun-07	12-Jun-07	2.94E+09	3.40E-18	1.32E-15	4.86E-15	1.99E-15	0.0066	0.0810	0.0007
3	13-Jun-07	19-Jun-07	3.19E+09	1.00E-16	2.13E-15	1.13E-15	2.54E-15	0.0107	0.0188	0.0008
4	20-Jun-07	25-Jun-07	2.07E+09	1.00E-16	4.93E-15	3.00E-15	1.40E-15	0.0247	0.0500	0.0005
5	26-Jun-07	3-Jul-07	3.67E+09	1.00E-16	3.74E-15	1.77E-15	1.47E-15	0.0187	0.0295	0.0005
6	9-Jul-07	12-Jul-07	3.59E+09	1.00E-16	7.80E-16	4.29E-15	2.26E-15	0.0039	0.0715	0.0008
7	23-Jul-07	26-Jul-07	3.05E+09	1.00E-16	3.61E-15	1.03E-14	5.64E-15	0.0181	0.1717	0.0019
8	30-Jul-07	7-Aug-07	3.94E+09	1.00E-16	5.59E-16	1.83E-15	9.65E-16	0.0028	0.0305	0.0003
9	8-Aug-07	16-Aug-07	4.88E+09	1.00E-16	2.66E-15	3.75E-15	1.82E-15	0.0133	0.0625	0.0006
10	20-Aug-07	21-Aug-07	1.65E+09	1.00E-16	1.28E-14	6.61E-14	5.24E-14	0.0640	1.1017	0.0175
11	22-Aug-07	29-Aug-07	3.24E+09	1.00E-16	1.67E-15	3.83E-15	2.69E-15	0.0084	0.0638	0.0009
12	30-Aug-07	4-Sep-07	3.32E+09	1.00E-16	2.80E-15	1.13E-14	2.50E-15	0.0140	0.1883	0.0008
13	12-Sep-07	18-Sep-07	3.70E+09	1.00E-16	5.49E-15	7.11E-15	7.03E-15	0.0275	0.1185	0.0023
14	19-Sep-07	24-Sep-07	2.24E+09	1.00E-16	6.47E-15	1.74E-14	1.23E-14	0.0324	0.2900	0.0041
15	25-Sep-07	1-Oct-07	3.52E+09	1.00E-16	8.32E-14	7.95E-15	5.43E-15	0.4160	0.1325	0.0018
16	2-Oct-07	4-Oct-07	3.01E+09	1.00E-16	4.52E-15	1.60E-14	1.29E-14	0.0226	0.2667	0.0043
17	8-Oct-07	11-Oct-07	3.60E+09	1.00E-16	2.94E-15	7.36E-15	5.69E-15	0.0147	0.1227	0.0019
18	15-Oct-07	18-Oct-07	3.51E+09	1.00E-16	1.26E-14	1.64E-14	1.14E-14	0.0630	0.2733	0.0038
19	22-Oct-07	25-Oct-07	3.41E+09	1.00E-16	5.13E-15	2.05E-14	1.59E-14	0.0257	0.3417	0.0053
20	29-Oct-07	1-Nov-07	3.24E+09	1.00E-16	1.26E-14	3.09E-14	2.11E-14	0.0630	0.5150	0.0070
21	5-Nov-07	8-Nov-07	3.64E+09	1.00E-16	1.06E-14	2.21E-14	1.44E-14	0.0530	0.3683	0.0048
22	12-Nov-07	15-Nov-07	2.89E+09	1.00E-16	1.85E-14	9.69E-14	5.92E-14	0.0925	1.6150	0.0197
23	19-Nov-07	21-Nov-07	2.50E+09	1.00E-16	1.57E-14	5.60E-14	3.47E-14	0.0785	0.9333	0.0116
24	26-Nov-07	29-Nov-07	3.27E+09	1.00E-16	2.32E-14	7.74E-14	7.68E-14	0.1160	1.2900	0.0256
25	3-Dec-07	6-Dec-07	3.29E+09	1.00E-16	1.49E-15	4.59E-15	3.65E-15	0.0075	0.0765	0.0012
26	10-Dec-07	13-Dec-07	2.37E+09	1.00E-16	2.15E-15	1.23E-14	9.66E-15	0.0108	0.2050	0.0032
27	17-Dec-07	20-Dec-07	3.16E+09	1.00E-16	1.08E-15	4.05E-15	3.23E-15	0.0054	0.0675	0.0011
Average:			3.22E+09		9.15E-15	1.93E-14	1.39E-14	4.58E-02	3.22E-01	4.63E-03

Derived Air Concentrations Used	microCurie per milliliter		Environmental Air Concentrations Used	microCurie per milliliter	
Natural Uranium	2.00E-11	Year	Natural Uranium	9.00E-14	Year
Radium-226	3.00E-10	Week	Radium-226	9.00E-13	Week
Thorium-230	6.00E-12	Year	Thorium-230	3.00E-14	Year

Notes:
Air samples were only collected when equipment was actually operating in the impoundment except for the November 25 to 26, 2006 sample.
Air sampler was located near the northeast corner of the interior of the impoundment.
Air sampler was pointed southwest into the prevailing wind to maximize radionuclide concentrations.
No sample exceeded effluent limits for natural uranium, radium-226 or thorium-230 in spite of the fact that they were collected inside of the impoundment.

Kennecott Uranium Company
Sweetwater Uranium Project
Catchment Basin Excavation
High Volume Air Samples

Sample Number	Date		Volume	Sample Lower Limit of Detection (LLD)	Natural Uranium	Thorium-230	Radium-226	Natural Uranium % of DAC	Thorium-230 % of DAC	Radium-226 % of DAC
	Start	Stop	(milliliters)	(microCurie per milliliter)	(microCurie per milliliter)	(microCurie per milliliter)	(microCurie per milliliter)	(Percent)	(Percent)	(Percent)
1	19-Apr-07	3-May-07	6.18E+09	1.00E-16	5.81E-15	2.69E-15	4.21E-15	0.0291	0.0448	0.0014
Average:			6.18E+09		5.81E-15	2.69E-15	4.21E-15	2.91E-02	4.48E-02	1.40E-03

Derived Air Concentrations Used			Environmental Air Concentrations Used		
	microCurie per milliliter			microCurie per milliliter	
Natural Uranium	2.00E-11	Year	**Natural Uranium**	9.00E-14	Year
Radium-226	3.00E-10	Week	**Radium-226**	9.00E-13	Week
Thorium-230	6.00E-12	Year	**Thorium-230**	3.00E-14	Year

Notes:
Air samples were only collected when equipment was actually operating.
Air sampler was located near TMW-58 at the northern edge of the excavation restricted area.
Air sampler was pointed southwest into the prevailing wind to maximize radionuclide concentrations.
No sample exceeded effluent limits for natural uranium, radium-226 or thorium-230 during the entire course of the work.
If a concentration was listed as Non-Detect the Lower Limit of Detection (LLD) was used as a value to remain conservative.
These values are shown in red text.

Kennecott Uranium Company
Sweetwater Uranium Project
Tailings Impoundment
Breathing Zone Samples

Date	Task	Volume (milliliters)	Sample Lower Limit of Detection (LLD) (microCurie per milliliter)	Natural Uranium (microCurie per milliliter)	Thorium 230 (microCurie per milliliter)	Radium 226 (microCurie per milliliter)	Natural Uranium % of DAC (Percent)	Thorium 230 % of DAC (Percent)	Radium 226 % of DAC (Percent)
14-Mar-07	Operator	1.27E+06	7.87E-15	ND	ND	ND	ND	ND	ND
20-Mar-07	Dozer Operator	3.24E+06	3.09E-15	ND	ND	ND	ND	ND	ND
22-Mar-07	Dozer Operator	6.50E+05	1.54E-14	ND	ND	ND	ND	ND	ND
4/23/2007	Trackhoe Operator	6.77E+05	1.48E-14	ND	ND	ND	ND	ND	ND
25-Apr-07	Loader Operator	2.03E+05	4.93E-14	ND	ND	ND	ND	ND	ND
26-Apr-07	Trackhoe Operator	1.39E+06	7.19E-15	ND	ND	5.76E-14	ND	ND	0.019
30-Apr-07	Loader Operator	1.24E+06	8.06E-15	ND	ND	1.61E-14	ND	ND	0.005
10-May-07	Loader Operator	1.42E+06	7.04E-15	ND	ND	ND	ND	ND	ND
4-Jun-07	Truck Driver	4.02E+06	2.49E-15	ND	ND	ND	ND	ND	ND
5-Jun-07	Truck Driver	4.26E+06	2.35E-15	ND	ND	ND	ND	ND	ND
11-Jun-07	Truck Driver	4.08E+06	2.45E-15	ND	ND	ND	ND	ND	ND
12-Jun-08	Truck Driver	3.76E+06	2.66E-15	ND	1.06E-14	ND	ND	0.177	ND
14-Jun-07	Truck Driver	3.88E+06	2.58E-15	ND	ND	ND	ND	ND	ND
18-Jun-07	Loader Operator	1.64E+06	6.10E-15	ND	ND	ND	ND	ND	ND
21-Jun-07	Tailings Labor	3.00E+06	3.33E-15	ND	ND	ND	ND	ND	ND
26-Jun-07	Tailings Labor	3.16E+06	3.16E-15	6.33E-15	1.90E-14	ND	0.032	0.317	ND
28-Jun-07	Tailings Labor	2.09E+06	4.78E-15	1.20E-14	ND	ND	0.060	ND	ND
25-Jul-07	Trackhoe Operator	1.69E+06	5.92E-15	1.18E-14	5.92E-14	ND	0.059	0.987	ND
19-Sep-07	Trackhoe Operator	3.53E+06	2.83E-15	5.67E-15	ND	ND	0.028	ND	ND
20-Sep-07	Loader Operator	3.87E+06	2.58E-15	3.88E-15	ND	6.46E-15	0.019	ND	0.002
2-Oct-07	Truck Driver	1.41E+06	7.09E-15	1.06E-14	ND	6.38E-14	0.053	ND	0.021
3-Oct-07	Trackhoe Operator	1.01E+06	9.90E-15	2.48E-14	ND	3.47E-14	0.124	ND	0.012
4-Oct-07	Truck Driver	2.93E+06	3.41E-15	ND	ND	ND	ND	ND	ND
8-Oct-07	Truck Driver	3.63E+06	2.75E-15	1.79E-14	ND	ND	0.090	ND	ND
9-Oct-07	Trackhoe Operator	2.58E+06	3.88E-15	8.14E-14	ND	1.36E-14	0.407	ND	0.005
10-Oct-07	Truck Driver	3.03E+06	3.30E-15	3.63E-14	3.47E-14	4.95E-15	0.182	0.578	0.002
11-Oct-07	Truck Driver	2.35E+06	4.26E-15	ND	ND	ND	ND	ND	ND
22-Oct-07	Trackhoe Operator	2.92E+06	3.42E-15	ND	ND	ND	ND	ND	ND
23-Oct-07	Loader Operator	1.21E+06	8.26E-15	ND	ND	ND	ND	ND	ND
25-Oct-07	Truck Driver	3.23E+06	3.10E-15	ND	ND	1.55E-14	ND	ND	0.005
30-Oct-07	Haul Truck Operator	3.72E+06	2.69E-15	2.15E-14	2.28E-14	2.55E-14	0.108	0.380	0.009
31-Oct-07	Loader Operator	2.96E+06	3.38E-15	ND	ND	ND	ND	ND	ND
1-Nov-07	Trackhoe Operator	2.89E+06	3.46E-15	6.92E-15	ND	ND	0.035	ND	ND
5-Nov-07	Blade Operator	2.47E+06	4.05E-15	8.10E-15	ND	1.21E-14	0.041	ND	0.004
6-Nov-07	Trackhoe Operator	3.93E+06	2.54E-15	2.54E-15	ND	ND	0.013	ND	ND
8-Nov-07	Haul Truck Operator	3.19E+06	3.13E-15	ND	ND	9.40E-15	ND	ND	0.003
12-Nov-07	Trackhoe Operator	2.59E+06	3.86E-15	ND	ND	ND	ND	ND	ND
14-Nov-07	Blade Operator	3.24E+06	3.09E-15	1.54E-14	ND	ND	0.077	ND	ND
21-Nov-07	Truck Driver	9.35E+05	1.07E-14	ND	ND	ND	ND	ND	ND
3-Dec-07	Haul Truck Operator	2.85E+06	3.51E-15	ND	ND	1.40E-14	ND	ND	0.005
4-Dec-07	Trackhoe Operator	3.17E+06	3.15E-15	4.73E-15	ND	ND	0.024	ND	ND
4-Dec-07	Trackhoe Operator	3.66E+06	2.73E-15	1.09E-14	5.46E-14	ND	0.055	0.910	ND
5-Dec-07	Loader Operator	3.09E+06	3.24E-15	1.13E-14	ND	ND	0.057	ND	ND
6-Dec-07	Haul Truck Operator	2.76E+06	3.62E-15	5.43E-15	ND	ND	0.027	ND	ND
7-Dec-07	Haul Truck Operator	1.70E+06	5.88E-15	ND	ND	ND	ND	ND	ND
17-Dec-07	Trackhoe Operator	3.28E+06	3.05E-15	ND	ND	ND	ND	ND	ND
18-Dec-07	Blade Operator	3.57E+06	2.80-15	ND	ND	ND	ND	ND	ND
27-Dec-07	Haul Truck Operator	3.29E+06	3.04E-15	4.56E-15	ND	ND	0.023	ND	ND
Average:		2.64E+06	5.71E-15	1.51E-14	3.35E-14	2.28E-14	7.55E-02	5.58E-01	7.60E-03

Notes: All results listed on the laboratory reports as being less than the specific sample's Lower Limit of Detection (LLD) are entered at the LLD value
Air sample results to date show that the excavation workers are unlikely to receive in excess of 10% of the applicable ALI thus individual monit
of intakes is not required.

Derived Air Concentrations Used

	microCurie per milliliter
Natural Uranium	2.00E-11
Radium-226	3.00E-10
Thorium-230	6.00E-12

OAP:5/3/06
BZS_LLDs_2-1-07.xls

Kennecott Uranium Company
Sweetwater Uranium Project
Tailings Impoundment
Breathing Zone Samples

Date	Task	Volume (milliliters)	Sample Lower Limit of Detection (LLD) (microCurie per milliliter)	Natural Uranium (microCurie per milliliter)	Thorium-230 (microCurie per milliliter)	Radium-226 (microCurie per milliliter)	Natural Uranium - % of DAC (Percent)	Thorium-230 % of DAC (Percent)	Radium-226 % of DAC (Percent)
14-Mar-07	Operator	1.27E+06	7.87E-15	7.87E-15	7.87E-15	7.87E-15	0.039	0.131	0.003
20-Mar-07	Dozer Operator	3.24E+06	3.09E-15	3.09E-15	3.09E-15	3.09E-15	0.015	0.052	0.001
22-Mar-07	Dozer Operator	6.50E+05	1.54E-14	1.54E-14	1.54E-14	1.54E-14	0.077	0.257	0.005
23-Apr-07	Trackhoe Operator	6.77E+05	1.48E-14	1.48E-14	1.48E-14	1.48E-14	0.074	0.005	0.005
25-Apr-07	Loader Operator	2.03E+05	4.93E-14	4.93E-14	4.93E-14	4.93E-14	0.247	0.822	0.016
26-Apr-07	Trackhoe Operator	1.39E+06	7.19E-15	7.19E-15	7.19E-15	5.76E-14	0.036	0.120	0.019
30-Apr-07	Loader Operator	1.24E+06	8.06E-15	8.06E-15	8.06E-15	1.61E-14	0.040	0.134	0.005
10-May-07	Loader Operator	1.42E+06	7.04E-15	7.04E-15	7.04E-15	7.04E-15	0.035	0.117	0.002
4-Jun-07	Truck Driver	4.02E+06	2.49E-15	2.49E-15	2.49E-15	2.49E-15	0.012	0.042	0.001
5-Jun-07	Truck Driver	4.26E+06	2.35E-15	2.35E-15	2.35E-15	2.35E-15	0.012	0.039	0.001
11-Jun-07	Truck Driver	4.08E+06	2.45E-15	2.45E-15	2.45E-15	2.45E-15	0.012	0.041	0.001
12-Jun-08	Truck Driver	3.76E+06	2.66E-15	2.66E-15	1.06E-14	2.66E-15	0.013	0.177	0.001
14-Jun-07	Truck Driver	3.88E+06	2.58E-15	2.58E-15	2.58E-15	2.58E-15	0.013	0.043	0.001
18-Jun-07	Loader Operator	1.64E+06	6.10E-15	6.10E-15	6.10E-15	6.10E-15	0.031	0.102	0.002
21-Jun-07	Tailings Labor	3.00E+06	3.33E-15	3.33E-15	3.33E-15	3.33E-15	0.017	0.056	0.001
26-Jun-07	Tailings Labor	3.16E+06	3.16E-15	6.33E-15	1.90E-14	3.16E-15	0.032	0.317	0.001
28-Jun-07	Tailings Labor	2.09E+06	4.78E-15	1.20E-14	4.78E-15	4.78E-15	0.060	0.080	0.002
25-Jul-07	Trackhoe Operator	1.69E+06	5.92E-15	1.18E-14	5.92E-14	5.92E-15	0.059	0.987	0.002
19-Sep-07	Trackhoe Operator	3.53E+06	2.83E-15	5.67E-15	2.83E-15	2.83E-15	0.028	0.047	0.001
20-Sep-07	Loader Operator	3.87E+06	2.58E-15	3.88E-15	2.58E-15	6.46E-15	0.019	0.043	0.002
2-Oct-07	Truck Driver	1.41E+06	7.09E-15	1.06E-14	7.09E-15	6.38E-14	0.053	0.118	0.021
3-Oct-07	Trackhoe Operator	1.01E+06	9.90E-15	2.48E-14	9.90E-15	3.47E-14	0.124	0.165	0.012
4-Oct-07	Truck Driver	2.93E+06	3.41E-15	3.41E-15	3.41E-15	3.41E-15	0.017	0.057	0.001
8-Oct-07	Truck Driver	3.63E+06	2.75E-15	1.79E-14	2.75E-15	2.75E-15	0.090	0.046	0.001
9-Oct-07	Trackhoe Operator	2.58E+06	3.88E-15	8.14E-14	3.88E-15	1.36E-14	0.407	0.065	0.005
10-Oct-07	Truck Driver	3.03E+06	3.30E-15	3.63E-14	3.47E-14	4.95E-15	0.182	0.578	0.002
11-Oct-07	Truck Driver	2.35E+06	4.26E-15	4.26E-15	4.26E-15	4.26E-15	0.021	0.071	0.001
22-Oct-07	Trackhoe Operator	2.92E+06	3.42E-15	3.42E-15	3.42E-15	3.42E-15	0.017	0.057	0.001
23-Oct-07	Loader Operator	1.21E+06	8.26E-15	8.26E-15	8.26E-15	8.26E-15	0.041	0.138	0.003
25-Oct-07	Truck Driver	3.23E+06	3.10E-15	3.10E-15	3.10E-15	1.55E-14	0.016	0.052	0.005
30-Oct-07	Haul Truck Operator	3.72E+06	2.69E-15	2.15E-14	2.28E-14	2.55E-14	0.108	0.380	0.009
31-Oct-07	Loader Operator	2.96E+06	3.38E-15	3.38E-15	3.38E-15	3.38E-15	0.017	0.056	0.001
1-Nov-07	Trackhoe Operator	2.89E+06	3.46E-15	6.92E-15	3.46E-15	3.46E-15	0.035	0.058	0.001
5-Nov-07	Blade Operator	2.47E+06	4.05E-15	8.10E-15	4.05E-15	1.21E-14	0.041	0.068	0.004
6-Nov-07	Trackhoe Operator	3.93E+06	2.54E-15	2.54E-15	2.54E-15	2.54E-15	0.013	0.042	0.001
8-Nov-07	Haul Truck Operator	3.19E+06	3.13E-15	3.13E-15	3.13E-15	9.40E-15	0.016	0.052	0.003
12-Nov-07	Trackhoe Operator	2.59E+06	3.86E-15	3.86E-15	3.86E-15	3.86E-15	0.019	0.064	0.001
14-Nov-07	Blade Operator	3.24E+06	3.09E-15	1.54E-14	3.09E-15	3.09E-15	0.077	0.052	0.001
21-Nov-07	Truck Driver	9.35E+05	1.07E-14	1.07E-14	1.07E-14	1.07E-14	0.054	0.178	0.004
3-Dec-07	Haul Truck Operator	2.85E+06	3.51E-15	3.51E-15	3.51E-15	1.40E-14	0.018	0.059	0.005
4-Dec-07	Trackhoe Operator	3.17E+06	3.15E-15	4.73E-15	3.15E-15	3.15E-15	0.024	0.053	0.001
4-Dec-07	Trackhoe Operator	3.66E+06	2.73E-15	1.09E-14	5.46E-14	2.73E-15	0.055	0.910	0.001
5-Dec-07	Loader Operator	3.09E+06	3.24E-15	1.13E-14	3.24E-15	3.24E-15	0.057	0.054	0.001
6-Dec-07	Haul Truck Operator	2.76E+06	3.62E-15	5.43E-15	3.62E-15	3.62E-15	0.027	0.060	0.001
7-Dec-07	Haul Truck Operator	1.70E+06	5.88E-15	5.88E-15	5.88E-15	5.88E-15	0.029	0.098	0.002
17-Dec-07	Trackhoe Operator	3.28E+06	3.05E-15	3.05E-15	3.05E-15	3.05E-15	0.015	0.051	0.001
18-Dec-07	Blade Operator	3.57E+06	2.80E-15	2.80E-15	2.80E-15	2.80E-15	0.014	0.047	0.001
27-Dec-07	Haul Truck Operator	3.29E+06	3.04E-15	4.56E-15	3.04E-15	3.04E-15	0.023	0.051	0.001
Average:		2.64E+06	5.65E-15	1.03E-14	9.41E-15	1.01E-14	5.16E-02	1.52E-01	3.38E-03

Notes: All results listed on the laboratory reports as being less than the specific sample's Lower Limit of Detection (LLD) are entered at the LLD value.
Air sample results to date show that the excavation workers are unlikely to receive in excess of 10% of the applicable ALI thus individual monitc
of intakes is not required.
Employees listed by title to preserve confidentiality

Derived Air Concentrations Used

	microCurie per milliliter
Natural Uranium	2.00E-11
Radium-226	3.00E-10
Thorium-230	6.00E-12

OAP:5/3/06
BZS_LLDs_2-1-07.xls

Kennecott Uranium Company
Sweetwater Uranium Project
Mill
Breathing Zone Samples

Date	Task	Volume (milliliters)	Sample Lower Limit of Detection (LLD) (microCurie per milliliter)	Natural Uranium (microCurie per milliliter)	Thorium-230 (microCurie per milliliter)	Radium-226 (microCurie per milliliter)	Natural Uranium - % of DAC (Percent)	Thorium-230 % of DAC (Percent)	Radium-226 % of DAC (Percent)
27-Mar-07	Mill Foreman	2.93E+05	3.41E-14	3.41E-14	3.41E-14	3.41E-14	0.171	0.568	0.011
28-Jun-07	Mill Foreman	3.29E+05	3.04E-14	6.08E-14	3.04E-14	3.04E-14	0.304	0.507	0.010
26-Sep-07	Precipitation - LynTek, Inc.	1.73E+06	5.78E-15	9.25E-14	8.09E-14	2.31E-14	0.463	1.348	0.008
26-Sep-07	Solvent Extraction (SX) - LynTek, Inc.	1.59E+06	6.29E-15	6.60E-14	4.09E-14	6.29E-15	0.330	0.682	0.002
27-Sep-07	Mill Foreman	1.05E+06	9.52E-15	2.71E-13	2.10E-13	3.81E-14	1.355	3.500	0.013
10-Dec-07	Solvent Extraction (SX) - LynTek, Inc.	3.79E+05	2.64E-14	1.45E-13	2.64E-14	2.64E-14	0.725	0.440	0.009
28-Dec-07	Mill Foreman	5.20E+05	1.92E-14	2.88E-14	1.83E-13	1.92E-14	0.144	3.050	0.006
Average:		8.42E+05	1.88E-14	9.97E-14	8.65E-14	2.54E-14	4.99E-01	1.44E+00	8.46E-03

Notes: All results listed on the laboratory reports as being less than the specific sample's Lower Limit of Detection (LLD) are entered at the LLD value.
Air sample results to date show that the excavation workers are unlikely to receive in excess of 10% of the applicable ALI thus individual monitoring of of intakes is not required.
Employees listed by title to preserve confidentiality

Derived Air Concentrations Used

	microCurie per milliliter
Natural Uranium	2.00E-11
Radium-226	3.00E-10
Thorium-230	6.00E-12

OAP:5/3/06
BZS_LLDs_2-1-07.xls

Kennecott Uranium Company
Sweetwater Uranium Project
Mill Foreman
Breathing Zone Samples

Date	Task	Volume (milliliters)	Sample Lower Limit of Detection (LLD) (microCurie per milliliter)	Natural Uranium (microCurie per milliliter)	Thorium-230 (microCurie per milliliter)	Radium-226 (microCurie per milliliter)	Natural Uranium - % of DAC (Percent)	Thorium-230 % of DAC (Percent)	Radium-226 % of DAC (Percent)
27-Mar-07	Mill Foreman	2.93E+05	3.41E-14	3.41E-14	3.41E-14	3.41E-14	0.171	0.568	0.011
28-Jun-07	Mill Foreman	3.29E+05	3.04E-14	6.08E-14	3.04E-14	3.04E-14	0.304	0.507	0.010
27-Sep-07	Mill Foreman	1.05E+06	9.52E-15	2.71E-13	2.10E-13	3.81E-14	1.355	3.500	0.013
28-Dec-07	Mill Foreman	5.20E+05	1.92E-14	2.88E-14	1.83E-13	1.92E-14	0.144	3.050	0.006
Average:		5.48E+05	2.33E-14	9.87E-14	1.14E-13	3.05E-14	4.93E-01	1.91E+00	1.02E-02

Notes: All results listed on the laboratory reports as being less than the specific sample's Lower Limit of Detection (LLD) are entered at the LLD value.
Air sample results to date show that the excavation workers are unlikely to receive in excess of 10% of the applicable ALI thus individual monitoring of of intakes is not required.
Employee listed by title to preserve confidentiality

Derived Air Concentrations Used

	microCurie per milliliter
Natural Uranium	2.00E-11
Radium-226	3.00E-10
Thorium-230	6.00E-12

RIO TINTO
ENERGY AMERICA

Memorandum

Oscar Paulson
Facility Supervisor
Kennecott Uranium Company

13 February 2008

To: NRC File

Subject: Summary of Radiation Instrument Calibrations – 2007

Instrument		Date(s) Calibrated
Calibration Orifices (Annual calibration required)		
	Lo Vol-40A S/N M100	2/13/07
	Hi Vol-25A S/N 8080978	2/13/07
	Sierra Instruments TE-5025A	2/13/07
Calibrators (Annual calibration required)		
	CD-530-1 Digital Venturi Calibrator S/N 3039	2/2/07
Alpha Detectors		
	43-5 S/N P-2425	6/29/07 & 1/2/08
	43-5 S/N P-2426	6/28/07 & 1/2/08
	43-5 S/N P-2427	5/25/07 & 12/5/07
	43-5 S/N P-2428	6/28/07 & 1/2/08
	43-5 S/N P-2429	5/25/07 & 12/12/07
	43-90 S/N PR-138872	5/25/07 & 11/30/07
	43-90 S/N PR-138874	12/6/06, 6/29/07 & sent in 2/6/08
	43-90 S/N 232499	2/4/07 & 11/15/07
	43-1 S/N PR-206925	6/29/07 & 1/3/08
	AC3-5 S/N 3793	5/21/07 & 12/12/07
Gamma Meters/Detectors		
	12S S/N 11816	5/21/07 & 12/5/07
	5 S/N 8170	5/21/07 & 12/11/07
	44-10 S/N 206932	6/29/07 & 1/3/08
	44-10 S/N 233869	5/20/07 & 12/21/07
	19 S/N 16938	5/25/07 & 12/12/07
	44-10 S/N 252103 (new instrument)	7/13/07 & 1/11/08
	44-10 S/N 252068 (new instrument)	5/24/07 & 11/15/07
Rate Meters		
	177 S/N 14390	12/6/06, 6/28/07 & sent in 2/6/08
	177 S/N 14407	5/25/07 & 11/28/07
	2350-1 S/N 192613	2/4/07 & 11/15/07 (unit at calibrator a long time)
	2350-1 S/N 216182	5/20/07 & 12/21/07
	2350-1 S/N 235547 (new instrument)	5/24/07 & 11/15/07
	2350-1 S/N 235565 (new instrument)	7/13/07 & 1/2/08

	Model 3 S/N 157539	5/25/07 & 11/28/07
	Model 12 S/N 12280	5/21/07 & 12/20/07
	PRS-1 S/N 330/3793	5/21/07 & 12/20/07
SAC R4		
	S/N 383	12/20/06 & 11/16/07 (unit at calibrator a long time)
SAC R5		
	S/N 614	5/21/07 & 12/7/07
	S/N 965	12/20/06 & 11/16/07 (unit at calibrator a long time)
	S/N 602548	12/20/06 & 11/16/07
Scaler		
	MS-2 S/N 738	12/20/06 & 11/16/07 (unit at calibrator a long time)
	MS-2 S/N 994	5/21/07 & 12/7/07
Beta Gamma Detector		
	Model 44-1 S/N PR-156890	5/21/07 & 12/20/07
	Model 44-9 S/N PR-093335	5/25/07 & 12/5/07
Air Pumps Two new Buck Basic 12 personal air samplers and DF-604 low volume environmental air sampler were placed in service at the facility in 2007.		
	Bendix BDX-44 S/N 11-79-170	Used for personal breathing zone sampling for tailings impoundment work. Please see attached sheet
	Sensidyne GilAir II S/N 902331	
	MSA #1	
	MSA #5	
	Buck Basic 12 S/N 12486	
	Buck Basic 12 S/N 12494	
Scintillation Detector		
	Model SPA-1 S/N 704727	12/20/06 & 11/16/07 (unit at calibrator a long time)
Hi Vol Air Sampler		
	S/N 17625	3/27/07, 4/19/07, 9/16/07 & 10/30/07
	S/N 2	3/15/07, 5/27/07, 9/16/07 & 10/29/07
	S/N 3	3/27/07, 5/27/07, 8/12/07 & 10/8/07
	S/N 4	3/27/07, 5/27/07, 9/10/07 & 10/29/07
Lo Vol Air Sampler (Graseby)		
	Unit #2	1/9/07, 2/5/07, 3/5/07, 4/15/07, 5/27/07, 6/28/07; Unit taken out of service 3/26/07 and replaced with F&J Specialties DF-604. Unit retained on site as spare in the event the F&J Specialties unit failed and for when flow controller from F&J Specialties unit had to be sent to the factory for annual calibration. Should the unit be required in the field it would be calibrated immediately prior to use. Calibration was continued on unit until June 2007 in the event the F&J unit proved unsatisfactory.
Lo Vol Air Sampler (F & J Specialties)		
	DF-604 S/N 8240	2/9/07 (annual factory calibration – other calibrations performed in field with CD-530-1 Digital Venturi Calibrator), 3/26/07, 4/11/0/, 4/26/07, 5/22/07, 6/14/07, 7/16/07, 8/13/07, 9/10/07, 10/8/07, 11/5/07 & 12/3/07.

Lo Vol Air Sampler In-Service Dates:
One unit is required to be operating at the single required downwind air monitoring station during non-operating periods. The F&J Specialties DF-604 unit was operated at that single location from March 26 to December 31, 2007. The Graseby Unit #2 was used at that location from January 1 to March 26, 2007. Units were calibrated monthly when in actual use.

Note: Portable electronic survey instruments calibrated by a contract laboratory (Energy Laboratories, Inc.) in accordance with ANSI Standard N323A-1997 – American National Standard – Radiation Protection Instrumentation – Test and Calibration, Portable Survey Instruments.

Orifices are calibrated annually as stated in the Environmental Protection Agency Quality Assurance Handbook for Air Pollution Measurement Systems - Volume II – Ambient Air Specific Methods. Calibrators are calibrated annually, as per the manufacturer.

No electronic survey instrument was used on site unless that instrument had been calibrated within the last six (6) months prior to use. Instruments were sent to the off-site calibrator following six (6) months of last calibration. The off-site calibrator experienced severe delays in calibrating and returning instruments to the site. They have since hired another technician and turnaround time has improved.

To insure a high level of accuracy of breathing zone sample volumes, these units were calibrated between each sample event, on the following dates/times:

Bendix BDX-44 S/N 11-79-170

Date	Time
3/11/07	18:04
3/14/07	17:44
4/17/07	14:25
4/25/07	17:21
4/30/07	17:42
5/21/07	15:21
9/16/07	16:22
10/3/07	12:46

Sensidyne GilAir II S/N 902331

Date	Time
3/14/07	16:31
3/27/07	11:33
4/25/07	7:59
4/25/07	17:21
4/30/07	8:15
4/30/07	17:42
5/22/07	15:08
9/10/07	12:59

The unit failed on September 17, 2007 and was discarded.

MSA #1 – S/N RN06031001

Date	Time
3/27/07	11:57
5/22/07	15:08
9/16/07	16:22

The unit was discarded. Showed degrading performance on September 16, 2007 calibration.

MSA #5 – S/N RN06031002

Date	Time
3/27/07	11:48
5/21/07	15:21
9/16/07	16:22

The unit was discarded. Showed degrading performance on September 16, 2007 calibration.

Buck Basic 12 – S/N B12486 (New unit – Acquired February 2007)

Date	Time	Date	Time	Date	Time	Date	Time	Date	Time	Date	Time
2/12/07		6/7/07	7:09	6/25/07	17:41	10/9/07	17:15	11/11/07	14:15	12/30/07	14:34
2/28/07	6:57	6/7/07	7:09	6/26/07	17:38	10/14/07	15:14	11/18/07	17:38		
3/27/07	11:28	6/11/07	17:30	7/19/07	17:38	10/31/07	7:09	12/3/07	17:37		
4/23/07	10:25	6/14/07	7:15	9/2/07	18:05	10/31/07	17:19	12/5/07	17:38		
5/21/07	15:21	6/18/07	12:29	10/3/07	12:46	11/4/07	16:31	12/9/07	16:33		
6/5/07	7:07	6/19/07	10:35	10/7/07	15:45	11/5/07	9:17	12/10/07	17:32		

Buck Basic 12 – S/N B12494 (New unit – Acquired June 2007)

Date	Time	Date	Time	Date	Time	Date	Time	Date	Time
6/21/07	10:35	10/3/07	12:02	10/31/07	10:45	12/9/07	16:33	12/30/07	14:34
6/25/07	17:41	10/7/07	15:45	11/11/07	14:15	12/10/07	17:52		
9/16/07	16:22	10/9/07	15:17	11/18/07	17:38	12/12/07	12:06		
9/19/07	17:41	10/14/07	15:14	11/21/07	17:19	12/13/07	20:37		
9/20/07	17:23	10/25/07	7:15	12/2/07	17:00	12/17/07	17:18		
9/25/07	10:39	10/25/07	17:38	12/5/07	17:38	12/23/07	15:37		

Oscar A Paulson

Oscar Paulson
Facility Supervisor

RIO TINTO
ENERGY AMERICA

Memorandum

Oscar Paulson
Facility Supervisor
Kennecott Uranium Company

13 February 2008

Gamma Radiation Monitoring File

Subject: External Gamma Radiation Survey Assessment

In 2007, gamma surveys of the mill and ion exchange areas were conducted on June 26 and December 13, 2007. A gamma survey of the disposal area in the tailings impoundment was conducted on June 27 and December 17, 2007.

Twenty-eight (28) locations throughout the mill and solvent extraction buildings and seventeen (17) locations associated with the IX in June 2007 and eighteen (18) locations associated with the IX in December 2007 that were monitored for gamma radiation.

Gamma readings ranged from 34.1 to 714 µR/hour (243-µR/hr average for the year) for the Ion Exchange related equipment, to 11.4 to 875 µR/hour (69.5 µR/hr average for the year) in the Mill and Solvent Extraction (SX) Buildings.

The stored equipment was monitored as well on 6/14/07 and 12/13/07. The stored equipment ranged from 14.6 to 2500 µR/hr at thirty (30) centimeters from the equipment surface, averaging 597.6 µR/hr at thirty (30) centimeters from the equipment surface. The stored equipment exhibited a higher average reading than the existing mill equipment, with the overall effect of slightly increasing gamma doses in the mill in areas where the equipment is stored.

None of the stored equipment exhibited dose rates sufficient to require posting under 10 CFR 20.1003. The highest measured gamma dose rate at 30 centimeters from any piece of equipment was 2.5 millirems/hour (.0025 rems/hr.) in front of a stored pressure vessel (assuming a 1:1 relationship between milli Roentgens and millirems for gamma radiation). Employees and contract personnel have been instructed to avoid certain pieces of stored equipment (pressure vessels) in the mill that exhibit the highest levels of gamma radiation. The area in which the pressure vessels are stored in the mill has been identified.

Two gamma surveys were completed in the tailings impoundment on June 27 and December 17, 2007. This area averaged 106.8 µR/hr. (Please see attached table.)

Gamma radiation levels from the stored resin in the thickener in the Counter Current Decantation (CCD) area of the mill are tracked. The levels remain low. The results of the monitoring are included on the attached table entitled "Stored Resin Gamma Radiation Monitoring Results".

In spite of the fact that personal monitoring of dose at the site is not required due to the demonstrated low doses to individuals, personal external dosimeters were issued to site and contract personnel. The maximum annual external dose above background received by any individual as measured by Luxel dosimeters was 11 millirems. A summary of the dosimetry results is attached.

An assessment of dose (external and internal) to the maximally exposed individual (the Mill Foreman) demonstrating the lack of need for individual monitoring under 10 CFR 20.1502 is maintained on file on site.

Oscar A Paulson
Oscar Paulson

Kennecott Uranium Company
Sweetwater Uranium Project
Stored Resin

Stored Resin Gamma Radiation Monitoring Results			
Date	**Gamma**		
	Top	**Bottom**	
	(uR/hr)	**(uR/hr)**	
28-Apr-98	25	60	
8-Oct-98	22	160	
12-May-99	19	60	
17-Nov-99	45	90	
21-May-00	30	70	
21-Dec-00	40	70	
20-Jun-01	40	65	
26-Dec-01	90	80	
24-Jun-02	60	80	
23-Dec-02	14	60	
25-Jun-03	20	60	
16-Dec-03	41.8	71.7	
28-Jun-04	57.8	152	
16-Dec-04	28.7	110	
8-Jun-05	18	120	
22-Dec-05	53.4	262	
14-Jun-06	32.7	125	
21-Dec-06	50.1	117	
6/26/07	25.1	111	
12/13/07	24.9	133	
Average	36.9	102.8	
Standard Deviation:	18.7	49.3	
OAP:2007			
resin0001.xls			

Kennecott Uranium Company

Sweetwater Uranium Project

Tailings Impoundment Gamma Radiation Survey

Date:	27-Jun-07	**Rate meter:**	Ludlum Model 2350-1
Time:	01:00 PM	**Serial Number:**	216182
		Calibration Date:	21-May-07
Check Source:	Cs-137	**Probe:**	Ludlum Model: 44-10
		Serial Number:	PR-233869
Serial Number:	2304	**Calibration Date:**	21-May-07
Counts:	283 microR/hour	**Background:**	21.6 microR/hour

Location		**Reading**	
Ramp Area	Ramp Top	95.8	microR/hour
	Ramp Middle	88.9	microR/hour
	Ramp Middle	95.7	microR/hour
	Ramp Middle	102.0	microR/hour
	Ramp Middle	100.0	microR/hour
	Ramp Middle	102.0	microR/hour
	Ramp Middle	99.6	microR/hour
	Ramp Middle	98.2	microR/hour
	Ramp Middle	77.4	microR/hour
	Ramp Middle	68.3	microR/hour
	Ramp Bottom	107.0	microR/hour
Storage Area		89.1	microR/hour
		85.3	microR/hour
		72.3	microR/hour
		82.8	microR/hour
		70.8	microR/hour
		75.0	microR/hour
Road	West end	79.0	microR/hour
	Middle	77.9	microR/hour
	Middle	80.9	microR/hour
	Middle	104.0	microR/hour
	Middle	95.8	microR/hour
	Middle	80.2	microR/hour
	Middle	78.6	microR/hour
	Middle	80.1	microR/hour
	Middle	73.2	microR/hour
	Middle	74.2	microR/hour
	Middle	72.5	microR/hour
	Middle	73.2	microR/hour
	Middle	65.1	microR/hour
	Middle	64.3	microR/hour
	Middle	70.8	microR/hour
	East End	70.3	microR/hour
Dump Area	Dump Area	77.2	microR/hour
	Dump Area	63.9	microR/hour
	Dump Area	57.3	microR/hour
	Dump Area	73.3	microR/hour
	Dump Area	58.5	microR/hour
	Dump Area	81.8	microR/hour

	Dump Area	102.0	microR/hour
Road to East Embankment	West Side	111.0	microR/hour
		110.0	microR/hour
		116.0	microR/hour
		121.0	microR/hour
		124.0	microR/hour
		123.0	microR/hour
		119.0	microR/hour
		121.0	microR/hour
		124.0	microR/hour
		126.0	microR/hour
		132.0	microR/hour
		131.0	microR/hour
		136.0	microR/hour
		134.0	microR/hour
		123.0	microR/hour
		127.0	microR/hour
		122.0	microR/hour
		124.0	microR/hour
		134.0	microR/hour
		113.0	microR/hour
East Embankment Work Area		73.6	microR/hour
		68.2	microR/hour
		69.4	microR/hour
		68.6	microR/hour
		63.7	microR/hour
		71.8	microR/hour
		73.6	microR/hour
		76.3	microR/hour
		102.0	microR/hour
		71.7	microR/hour
		61.9	microR/hour
		76.3	microR/hour
		73.3	microR/hour
		68.8	microR/hour
		75.8	microR/hour
		94.4	microR/hour
		72.3	microR/hour
		69.1	microR/hour
		88.2	microR/hour
		119.0	microR/hour
		123.0	microR/hour
		131.0	microR/hour
		148.0	microR/hour
		126.0	microR/hour
		125.0	microR/hour
		122.0	microR/hour
Road East of Pond		56.3	microR/hour
		56.2	microR/hour
		47.8	microR/hour
		45.2	microR/hour
		47.1	microR/hour
Road South of Pond		51.7	microR/hour
		45.0	microR/hour
		42.0	microR/hour
		45.1	microR/hour

		43.3	microR/hour
		46.7	microR/hour
		43.3	microR/hour
		47.9	microR/hour
		47.2	microR/hour
		49.2	microR/hour
		53.3	microR/hour
		60.2	microR/hour
Road West of Pond		65.1	microR/hour
		63.7	microR/hour
		66.9	microR/hour
		65.7	microR/hour
		57.4	microR/hour
		54.1	microR/hour
		67.7	microR/hour
Main Ramp	Bottom	57.3	microR/hour
		48.5	microR/hour
		47.7	microR/hour
		54.8	microR/hour
		55.0	microR/hour
		52.1	microR/hour
		52.1	microR/hour
		54.7	microR/hour
		52.2	microR/hour
		53.4	microR/hour
		54.2	microR/hour
		56.7	microR/hour
		56.5	microR/hour
		52.6	microR/hour
		47.0	microR/hour
		51.8	microR/hour
		45.5	microR/hour
		43.7	microR/hour
		46.6	microR/hour
	Top	45.6	microR/hour
	Average:	79.6	
	Standard Deviation:	27.9	
	Median:	72.9	
	Maximum:	148.0	
	Minimum:	42.0	
OAP:2/13/08			
TAILSGM9.XLS			

Kennecott Uranium Company			
Sweetwater Uranium Project			
Tailings Impoundment Gamma Radiation Survey			
Date:	17-Dec-07	**Rate meter:**	Ludlum Model 2350-1
Time:		**Serial Number:**	235547
		Calibration Date:	15-Nov-07
Check Source:	Cs-137	**Probe:**	Ludlum Model: 44-10
		Serial Number:	252068
Serial Number:	2304	**Calibration Date:**	08-Dec-06
Counts:	257 microR/hour	**Background:**	244 microR/hour
Location		**Reading**	
Road at Base Old Ramp (West to East)			
	West End	149.0	microR/hour
		130.0	microR/hour
		119.0	microR/hour
		126.0	microR/hour
		130.0	microR/hour
		92.1	microR/hour
	East End	91.1	microR/hour
Storage Area			
	West End	87.0	microR/hour
		79.9	microR/hour
		79.8	microR/hour
		85.5	microR/hour
		68.5	microR/hour
	East End	78.7	microR/hour
Road South			
	North End	81.2	microR/hour
		103.0	microR/hour
		130.0	microR/hour
		127.0	microR/hour
		136.0	microR/hour
		145.0	microR/hour
		155.0	microR/hour
		157.0	microR/hour
	South End	137.0	microR/hour
South Berm Pond #1			
	West End	133.0	microR/hour
		137.0	microR/hour
		141.0	microR/hour
		134.0	microR/hour
		140.0	microR/hour
		127.0	microR/hour
		136.0	microR/hour
		132.0	microR/hour
		134.0	microR/hour
		136.0	microR/hour
		132.0	microR/hour
		132.0	microR/hour
		130.0	microR/hour
		136.0	microR/hour
		142.0	microR/hour
		138.0	microR/hour
		134.0	microR/hour
		137.0	microR/hour
		134.0	microR/hour
	East End	137.0	microR/hour

Pond #3 Interior			
		142.0	microR/hour
		133.0	microR/hour
		137.0	microR/hour
		139.0	microR/hour
		153.0	microR/hour
		154.0	microR/hour
		140.0	microR/hour
		129.0	microR/hour
		124.0	microR/hour
		128.0	microR/hour
		119.0	microR/hour
		131.0	microR/hour
		97.6	microR/hour
West Berm Pond #3			
	North End	81.4	microR/hour
		81.0	microR/hour
		117.0	microR/hour
	South End	133.0	microR/hour
South Berm Pond #3			
	West End	146.0	microR/hour
		147.0	microR/hour
		140.0	microR/hour
		127.0	microR/hour
		126.0	microR/hour
		129.0	microR/hour
		125.0	microR/hour
		135.0	microR/hour
		132.0	microR/hour
		152.0	microR/hour
		148.0	microR/hour
	East End	146.0	microR/hour
Pond #5 Interior			
	East End	150.0	microR/hour
		200.0	microR/hour
		216.0	microR/hour
		205.0	microR/hour
		174.0	microR/hour
		153.0	microR/hour
		167.0	microR/hour
		145.0	microR/hour
		91.1	microR/hour
		90.4	microR/hour
	West End	80.4	microR/hour
Excavation Area South of Main Road			
		104.0	microR/hour
		177.0	microR/hour
		175.0	microR/hour
		169.0	microR/hour
		182.0	microR/hour
		160.0	microR/hour
		163.0	microR/hour
		170.0	microR/hour
		160.0	microR/hour
		170.0	microR/hour

Southwest Corner			
		120.0	microR/hour
		112.0	microR/hour
		166.0	microR/hour
		170.0	microR/hour
		180.0	microR/hour
		131.0	microR/hour
		100.0	microR/hour
	Average:	134.0	
	Standard Deviation:	28.8	
	Median:	134.0	
	Maximum:	216.0	
	Minimum:	68.5	
ss:1/24/08			
TAILSGM11.xls			

KENNECOTT URANIUM COMPANY

RADIATION DOSIMETRY RESULTS
DEEP DOSE

2007

EMPLOYEE TITLE		Dosimeter Number	EMPLOYER	January	February	March	April	May	June	July	August	September	October	November	December	Total
FACILITY SUPERVISOR	FS	24	KENNECOTT URANIUM COMPANY	M	M	M	M	M	M	M	M	M	M	M	M	0
MILL FOREMAN	MF	26	KENNECOTT URANIUM COMPANY	M	M	lost	M	M	M	M	M	M	M	M	M	0
SR. FACILITY TECHNICIAN	FT	27	KENNECOTT URANIUM COMPANY	M	M	M	M	M	M	M	M	M	2	M	M	2
ADMINISTRATIVE COORDINATOR	AC	25	KENNECOTT URANIUM COMPANY	M	M	M	M	M	M	M	M	M	M	M	M	0
DATA ENTRY	DATA - 2	63	ADECCO							M	M	M	M	M	M	0
DATA ENTRY	DATA - 1	53	ADECCO				M	M	M	M						0

CONTRACT EMPLOYEE TITLE			EMPLOYER	January	February	March	April	May	June	July	August	September	October	November	December	Total
Project Manager	PM #1	29	ARCHER CONSTRUCTION, INC.	M	M	28	M	M	M	3	M	M	4	M	M	35
Project Manager	PM #2	31	ARCHER CONSTRUCTION, INC.	M	M	M	M	M	M	M	M	M	M	M	M	0
Supervisor	SPV #1	51	ARCHER CONSTRUCTION, INC.			M	M	M	M	M	M	M	1	M	M	1
Equipment Operator	EO# 1	30	ARCHER CONSTRUCTION, INC.	M	M	M	M	M	M	M	M	1	4			5
Equipment Operator	EO# 2	32	ARCHER CONSTRUCTION, INC.	M	M	M	M	M								0
Equipment Operator	EO# 3	38	ARCHER CONSTRUCTION, INC.	M	M	M	M	M	M	3	2	M	6	M	M	11
Equipment Operator	EO# 4	37	ARCHER CONSTRUCTION, INC.	M	M	32	M	M								32
Equipment Operator	EO# 5	40	ARCHER CONSTRUCTION, INC.	M	M	M	M	M	M	M	M	M	5			5
Equipment Operator	EO# 6	39	ARCHER CONSTRUCTION, INC.	M	M	M	M	M	M	M	M	M	8	M	M	8
Equipment Operator	EO# 7	41	ARCHER CONSTRUCTION, INC.	M	M											0
Equipment Operator	EO# 8	43	ARCHER CONSTRUCTION, INC.	M	M											0
Equipment Operator	EO# 9	44	ARCHER CONSTRUCTION, INC.	M	M	M	M	3	M	M	M	2	4	M	M	9
Equipment Operator	EO# 10	45	ARCHER CONSTRUCTION, INC.	visitor # 1	M	2	M	M								2
Equipment Operator	EO# 11	46	ARCHER CONSTRUCTION, INC.	visitor	M	M	M	M	M							0
Equipment Operator	EO# 13	52	ARCHER CONSTRUCTION, INC.		visitor # 1	M	M	M								0
Equipment Operator	EO# 14	48	ARCHER CONSTRUCTION, INC.		M	M	M	M	M	2	M	M	3	M	1	6
Equipment Operator	EO# 15	54	ARCHER CONSTRUCTION, INC.			M	M	M	M	1	M	M	7	M	M	8
Equipment Operator	EO# 16	57	ARCHER CONSTRUCTION, INC.				visitor # 1	M								0
Equipment Operator	EO# 18	58	ARCHER CONSTRUCTION, INC.					1	M	M	M					1
Equipment Operator	EO# 19	60	ARCHER CONSTRUCTION, INC.					visitor # 1	M	2	M	M	4		2	8
Equipment Operator	EO# 20	59	ARCHER CONSTRUCTION, INC.						M	M	M	M				0
Equipment Operator	EO# 21	61	ARCHER CONSTRUCTION, INC.						M	3	M	M	3	M	M	6
Equipment Operator	EO# 22	62	ARCHER CONSTRUCTION, INC.						M	M	M	M	M	M	M	0
Equipment Operator	EO# 23	64	ARCHER CONSTRUCTION, INC.							visitor # 3	M	M	5	M	M	5
Equipment Operator	EO# 25	73	ARCHER CONSTRUCTION, INC.										M	M	1	1
Equipment Operator	EO# 26	65	ARCHER CONSTRUCTION, INC.							visitor # 1	M	1	5	M	2	8
Mechanic	MEC #1	74	ARCHER CONSTRUCTION, INC.											M	M	0
Equipment Operator	EO# 27	Not yet issued	ARCHER CONSTRUCTION, INC.													0
Equipment Operator	EO# 28	Not yet issued	ARCHER CONSTRUCTION, INC.													0

VISITOR		35			M	M	M	M	M	M	3	M	M	M	M	1		4
VISITOR # 1		36			M	M	M	M	M	M	2	M	M	M	M	lost		2
VISITOR # 3		33			M	M	M	1	M	M	M	M	M	8	M	M		9
Consultant	CON #1	66	*5	LYNTEK, INC.									M	M				0
Consultant	CON #2	68	*5	LYNTEK, INC.									M	M				0
Consultant	CON #3	67	*5	LYNTEK, INC.									M	M				0
Consultant	CON #4	71	*5	LYNTEK, INC.									M	M				0
Consultant	CON #5	72	*5	LYNTEK, INC.									M	M				0
Consultant	CON #6	70	*5	LYNTEK, INC.									M	M				0
Consultant	CON #7	69	*5	LYNTEK, INC.									M	M				0
	CON #8			LYNTEK, INC ****												Visitor		
	CON #9			LYNTEK, INC ****												Visitor #3		
Surveyor	SURV	28		ROBERT JACK SMITH AND ASSOCIATES**	M	M	M	M	M	M	M	M	M	7	M	M		7
Security	SEC #1	49		SECURITAS	M	M	M	M	M	M	25	M	M	M	M	M		25
Security	SEC #2	50		SECURITAS	M	M	M	M	M	M	40	M	M	M	M	M		40

Notes:

M = Minimal repoting service of 1 MREM

	No longer employed by contractor.
	Not on site during month
	Not yet hired
	Lost dosimeter
*5	Worked onsite from September 24 to September 30, 2007. Issued dosimeters for the month of October, 2007.
	October 2007 dosimeters for LynTek, Inc. personnel arrived prior to September 24, 2007 and were used for work done in September, 2007.
EO# 16	Worked on site less than one (1) day - April 24, 2007
	Did not work in restricted area
	Dosimeter lost/Dose estimated by Landauer, Inc.
	Archer Construction, Inc. employee EO#17 did not work in the restricted area hence is not listed.
	Archer Construction, Inc. employee EO#27 did not work in the restricted area hence were not yet issued a dosimeter.
	Archer Construction, Inc. employee EO#28 did not work in the restricted area hence were not yet issued a dosimeter.
	Employees listed by number to preserve confidentiality

Note: PM # 1 (March 2007), EO # 4 (March 2007), SEC # 1 (July 2007) and SEC # 2 (July 2007) lost their dosimeters.

The dosimeters were later found and sent without controls so the background dose was not subtracted, thus the deep dose includes background which is why it is elevated.

Workers new to the site were issued a visitor dosimeter until their assigned/permanent dosimeter arrived from Landauer, Inc.

All exposures are less than 10% of the limits in 10 CFR 20.1502 and as such monitoring and reporting of doses is not required.

This individual tracking of doses using dosimeters exchanged on a monthly basis is being performed to insure that external doses are indeed being maintained ALARA

OAP

B:\dosimetry 2007.xls

RIO TINTO
ENERGY AMERICA

Memorandum

Oscar Paulson
Facility Supervisor
Kennecott Uranium Company

17 February 2008

Radon Monitoring File

Subject: Radon Daughter Monitoring Assessment

In 2007 radon daughter monitoring was conducted on June 24 to 25 and December 5 to 12, 2007.

At least twelve (12) locations throughout the mill and three (3) locations around the IX were sampled for radon daughters. In addition, locations in the Security Trailer and Administration Building were sampled for radon daughters. Radon daughter concentrations (in working levels) were at low levels, ranging from ND to 0.008 WL in the Ion Exchange area (average: 0.004) and 0.004 to 0.027 WL in the Mill Building (average: 0.012). The ventilation fan operated continuously in the Solvent Extraction (SX) Building. Radon levels varied in the SX building from 0.014 to 0.03 WL, averaging 0.028 WL in June 2007 and 0.020 WL in December 2007. Radon concentrations have not exceeded the 0.08 WL thresholds in the SX Building which would require weekly monitoring. The fan continues to be effective in controlling radon daughter concentrations.

Radon daughter concentrations were measured in June and December 2007 in the Security Trailer to assist in determining an equilibrium factor for the area, for use in calculating dose to the nearest resident.

Radon daughters were sampled and analyzed using the modified Kusnetz method.

Two (2) RadTrak radon monitors were placed above and beneath the Number 1 Counter-Current Decantation (CCD) tank in the Mill during all four quarters of 2007 to monitor radon levels associated with the used ion exchange resin stored in the Number 1 CCD tank. Radon concentrations below the tank varied from 1.2 to 3.1 pCi/L. Radon concentrations on top of the tank varied from 2.1 to 3.8 pCi/L. These values are at background levels since upwind radon concentrations for the facility varied from 3.4 to 3.9 pCi/L during the second half of 2007, as shown in the table below:

2007 Radon Concentrations

Quarter	Bottom of CCD#1 (pCi/L)	Top of CCD#1 (pCi/L)	Upwind (Background) (pCi/L)
1st	2.7	3.8	16.9 [1]
2nd	1.2	2.1	No data [1]
3rd	4.2	2.8	3.9
4th	3.1	2.6	3.4
Average	2.8	2.8	3.7

[1] Horse damaged Upwind RadTrak monitor – data not used in average. Please see First Half 2007 40.65 Report.

Notes: 1. Radon daughter concentrations at the top and bottom of CCD#1 were low, ranging from 0.005 to 0.021 WL.

A history of the RadTrak results and the radon daughter sampling results is included on the attached tables entitled "Stored Resin RadTrak Monitoring Results" and "Stored Resin Radon Monitoring Results".

Oscar A Paulson
Oscar Paulson

Kennecott Uranium Company		
Sweetwater Uranium Project		
Stored Resin		
Stored Resin Radon Monitoring Results		
	Radon	
	Top	**Bottom**
Date	**(WL)**	**(WL)**
24-Nov-98	0.028	0.023
19-May-99	0.037	0.020
12-Oct-99	0.040	0.057
26-Apr-00	0.008	0.005
21-Nov-00	0.030	0.023
15-May-01	0.027	0.027
10-Dec-01	0.024	0.023
16-Jun-02	0.013	0.012
25-Nov-02	0.027	0.028
2-Jun-03	0.013	0.011
30-Nov-03	0.012	0.007
30-Jun-04	0.010	0.013
2-Dec-04	0.011	0.027
21-Jun-05	0.028	0.016
1-Dec-05	0.022	0.025
12-Jun-06	0.002	0.000
19-Dec-06	0.043	0.043
24-Jun-07	0.005	0.012
10-Dec-07	0.021	0.012
Average:	0.021	0.020
Standard Deviation:	0.012	0.013
OAP:		
resin0001.xls		

Kennecott Uranium Company
Sweetwater Uranium Project
Stored Resin

Stored Resin RadTrak Monitoring Results

Date	RadTrak Results	
	Top	Bottom
	(pCi/l)	(pCi/l)
2nd Quarter 1998	1.9	2.0
3rd Quarter 1998	2.3	2.1
4th Quarter 1998	1.7	1.8
1st Quarter 1999	3.3	3.3
2nd Quarter 1999	2.3	2.5
3rd Quarter 1999	2.3	2.9
4th Quarter 1999	4.8	4.5
1st Quarter 2000	2.7	2.7
2nd Quarter 2000	2.2	3.3
3rd Quarter 2000	2.8	3.2
4th Quarter 2000	3.9	4.7
1st Quarter 2001	2.9	5.2
2nd Quarter 2001	1.0	1.5
3rd Quarter 2001	2.0	2.5
4th Quarter 2001	2.5	3.4
1st Quarter 2002	2.8	2.6
2nd Quarter 2002	1.8	2.2
3rd Quarter 2002	2.9	2.3
4th Quarter 2002	2.7	4.7
1st Quarter 2003	2.5	2.8
2nd Quarter 2003	2.0	3.2
4th Quarter 2003	3.5	3.3
1st Quarter 2004	2.9	3.5
2nd Quarter 2004	1.2	2.4
3rd Quarter 2004	2.2	2.7
4th Quarter 2004	3.2	3.4
1st Quarter 2005	2.1	2.8
2nd Quarter 2005	1.8	3.2
3rd Quarter 2005	3.0	3.5
4th Quarter 2005	3.2	3.5
1st Quarter 2006	3.0	3.0
2nd Quarter 2006	2.0	2.7
3rd Quarter 2006	2.4	2.7
4th Quarter 2006	3.5	3.7
1st Quarter 2007	3.8	2.7
2nd Quarter 2007	2.1	1.2
3rd Quarter 2007	2.8	4.2
4th Quarter 2007	2.6	3.1
Average	2.6	3.0
Standard Deviation:	0.8	0.9

POTABLE WATER QUALITY SUMMARY

2007

Coliform Count Summary

Date	Drake # 1 (Well Head)	Administration Building Water Supply (PWW-1 or PWW-2)	Change/Shower/Monitoring Trailer
01/08/07	Good	Good	Good
02/05/07	Good	Good	Good
03/05/07	Good	Good	Good
04/12/07	Good	Good	Good
05/07/07	Good	Good	Good
06/04/07	Good	Good	Good
07/16/07	Good	Good	Good
08/06/07	Good	Good	Unsatisfactory
08/13/07			Retest - Satisfactory
09/04/07	Good	Good	Good
10/08/07	Good	Good	Good
11/05/07	Good	Good	Bottle Leaked
12/03/07	Good	Good	Good
12/04/07			Repeat-Good November Sample

The Administration Building can be supplied by either PWW-1 or PWW-2. The water is tested monthly at the point of use and the results apply to whichever well is supplying the building at that time.

A Change/Shower/Monitoring Trailer was placed into service in late winter of 2006 for use by contract excavation employees. The water in this trailer was tested as well. It is supplied by PWW-1 and PWW-2.

KENNECOTT URANIUM COMPANY
POTABLE WATER QUALITY SUMMARY
2007 REVISED
DRAKE #1

CHEMICAL ANALYSIS SUMMARY:

Use Suitability	Domestic *	**DRAKE #1**	**DRAKE #1**	**DRAKE #1**	**DRAKE #1**
Parameter	Concentration **	01/29/07	04/18/07	07/30/07	10/22/07
Ammonia (NH3-N)	0.5	-	-	-	-
Arsenic (As)	0.05	0.002	0.002	0.002	0.002
Barium (Ba)	2	ND (0.1)	ND (0.1)	ND (0.1)	ND (0.1)
Boron (B)	0.75	ND (0.1)	ND (0.1)	ND (0.1)	ND (0.1)
Cadmium (Cd)	0.005	ND (0.005)	ND (0.005)	ND (0.005)	ND (0.005)
Chloride (Cl)	250	2	3	3	3
Chromium (Cr)	0.1	ND (0.01)	ND (0.01)	ND (0.01)	ND (0.01)
Copper (Cu)	1	ND (0.01)	ND (0.01)	ND (0.01)	ND (0.01)
Cyanide (CN)	0.2	ND (0.005)	ND (0.005)	ND (0.005)	ND (0.005)
Fluoride (F)	4	0.2	0.2	1.3	0.1
Hydrogen Sulfide (H2S)	0.05	-	-	-	-
Iron (Fe)	0.3	ND (0.05)	ND (0.05)	ND (0.05)	ND (0.05)
Lead (Pb)	0.015	ND (0.01)	ND (0.01)	ND (0.01)	ND (0.01)
Manganese (Mn)	0.05	ND (0.01)	ND (0.01)	ND (0.01)	ND (0.01)
Mercury (Hg)	0.002	ND (0.0002)	ND (0.0002)	ND (0.0002)	ND (0.0002)
Nitrate (NO3-N)	10	ND (0.1)	ND (0.1)	ND (0.1)	ND (0.1)
Nitrite (NO2-N)	1	-	-	-	-
Oil and Grease	Virtually Free	ND (5.0)	ND (5.0)	ND (5.0)	ND (5.0)
Phenol	0.001	N/A	N/A	N/A	N/A
Selenium (Se)	0.05	ND (0.001)	ND (0.001)	ND (0.001)	ND (0.001)
Silver (Ag)	0.1	ND (0.01)	ND (0.01)	ND (0.01)	ND (0.01)
Sulfate (SO4)	250	50	58	53	49
Total Dissolved Solids (TDS)	500	160	206	202	154
Zinc (Zn)	5	0.02	0.05	0.02	0.02
pH (Standard Units)	6.5 - 8.5	8.21	8.12	8.07	8.06
Combined Ra226/Ra228	5.0 pCi/l	1.2 pCi/L	1.1 pCi/L	3.0 pCi/L	0.6 pCi/L
Natural Uranium	pCi/L	0.3	0.2	0.3	0.3
Uranium - Suspended	mg/L	ND (0.0003)	ND (0.0003)	ND (0.0003)	ND (0.0003)
Uranium - Total	mg/L	0.0004	0.0004	0.0004	0.0004
Pb-210	pCi/L	ND (1.0)	ND (1.0)	ND (1.0)	ND (1.0)
Total Strontium 90	8.0 pCi/l	-	-	-	-
Gross Alpha Radioactivity ***	15.0 pCi/l	1.1 +/- 0.5	1.0 +/- 0.3	1.0 +/- 0.4	1.0 +/- 0.4

* This list does not include all constituents in the national drinking water standards.
** mg/L, unless otherwise indicated
*** Including Radium 226 but excluding Radon and Uranium
Red = Revised from original submittal.

KENNECOTT URANIUM COMPANY
POTABLE WATER QUALITY SUMMARY
2007 REVISED
PWW-1

CHEMICAL ANALYSIS SUMMARY:

Use Suitability	Domestic *	**PWW-1**	**PWW-1**	**PWW-1**	**PWW-1**
Parameter	Concentration **	01/29/07	04/18/07	07/30/07	11/12/07
Ammonia (NH3-N)	0.5	-	-	-	-
Arsenic (As)	0.05	ND (0.001)	0.001	0.002	0.002
Barium (Ba)	2	ND (0.1)	ND (0.1)	ND (0.1)	ND (0.1)
Boron (B)	0.75	ND (0.1)	ND (0.1)	ND (0.1)	ND (0.1)
Cadmium (Cd)	0.005	ND (0.005)	ND (0.005)	ND (0.005)	ND (0.005)
Chloride (Cl)	250	4	4	3	3
Chromium (Cr)	0.1	ND (0.01)	ND (0.01)	ND (0.01)	ND (0.01)
Copper (Cu)	1	ND (0.01)	ND (0.01)	ND (0.01)	ND (0.01)
Cyanide (CN)	0.2	ND (0.005)	ND (0.005)	ND (0.005)	ND (0.005)
Fluoride (F)	4	0.2	0.2	0.2	0.2
Hydrogen Sulfide (H2S)	0.05	-	-	-	-
Iron (Fe)	0.3	0.05	ND (0.05)	0.11	0.2
Lead (Pb)	0.015	ND (0.01)	ND (0.01)	ND (0.01)	ND (0.01)
Manganese (Mn)	0.05	0.03	0.02	0.01	0.02
Mercury (Hg)	0.002	ND (0.0002)	ND (0.0002)	ND (0.0002)	ND (0.0002)
Nitrate (NO3-N)	10	ND (0.1)	ND (0.1)	ND (0.1)	ND (0.1)
Nitrite (NO2-N)	1	-	-	-	-
Oil and Grease	Virtually Free	ND (5)	ND (5)	ND (5)	ND (5)
Phenol	0.001	-	-	-	-
Selenium (Se)	0.05	ND (0.001)	ND (0.001)	ND (0.001)	ND (0.001)
Silver (Ag)	0.1	ND (0.01)	ND (0.01)	ND (0.01)	ND (0.01)
Sulfate (SO4)	250	57	70	57	51
Total Dissolved Solids (TDS)	500	164	194	190	158
Zinc (Zn)	5	ND (0.01)	ND (0.01)	ND (0.01)	ND (0.01)
pH (Standard Units)	6.5 - 8.5	8.01	8.14	8.06	8.19
Combined Ra226/Ra228	5.0 pCi/l	0.8 pCi/L	ND	3.3 pCi/L	3.3 pCi/L
Natural Uranium	pCi/L	0.9	3.1	1	1
Uranium - Suspended	mg/L	0.0012	0.0006	ND (0.0003)	ND (0.0003)
Uranium - Total	mg/L		0.0052	0.0014	0.0016
Lead 210	pCi/L	ND (1.0)	ND (1.0)	ND (1.0)	ND (1.0)
Total Strontium 90	8.0 pCi/l	N/A	N/A	N/A	N/A
Gross Alpha Radioactivity ***	15.0 pCi/l	ND (1.0)	ND (1.0)	0.64 +/- 0.42	ND (1.0)

* This list does not include all constituents in the national drinking water standards.
** mg/L, unless otherwise indicated
*** Including Radium 226 but excluding Radon and Uranium
Red = Revised from original submittal.

KENNECOTT URANIUM COMPANY
POTABLE WATER QUALITY SUMMARY
2007 REVISED
PWW-2

CHEMICAL ANALYSIS SUMMARY:

Use Suitability	Domestic *	**PWW-2**	**PWW-2**	**PWW-2**	**PWW-2**
Parameter	Concentration **	01/25/07	04/04/07	07/31/07	12/18/2007
Ammonia (NH3-N)	0.5	-	-	-	-
Arsenic (As)	0.05	0.002	0.002	0.002	0.002
Barium (Ba)	2	ND (0.1)	ND (0.1)	ND (0.1)	ND (0.1)
Boron (B)	0.75	ND (0.1)	ND (0.1)	ND (0.1)	ND (0.1)
Cadmium (Cd)	0.005	ND (0.005)	ND (0.005)	ND (0.005)	ND (0.005)
Chloride (Cl)	250	4	4	3	3
Chromium (Cr)	0.1	ND (0.01)	ND (0.01)	ND (0.01)	ND (0.01)
Copper (Cu)	1	ND (0.01)	ND (0.01)	ND (0.01)	ND (0.01)
Cyanide (CN)	0.2	ND (0.005)	ND (0.005)	ND (0.005)	ND (0.005)
Fluoride (F)	4	0.2	0.2	0.2	0.2
Hydrogen Sulfide (H2S)	0.05	-	-	-	-
Iron (Fe)	0.3	ND (0.05)	ND (0.05)	0.05	0.04
Lead (Pb)	0.015	ND (0.01)	ND (0.01)	ND (0.01)	ND (0.01)
Manganese (Mn)	0.05	0.01	0.01	0.01	0.01
Mercury (Hg)	0.002	ND (0.0002)	ND (0.0002)	ND (0.0002)	ND (0.0002)
Nitrate (NO3-N)	10	ND (0.1)	ND (0.1)	ND (0.1)	ND (0.1)
Nitrite (NO2-N)	1	-	-	-	-
Oil and Grease	Virtually Free	ND (5)	ND (5)	ND (5)	ND (5)
Phenol	0.001	-	-	-	-
Selenium (Se)	0.05	ND (0.001)	ND (0.001)	ND (0.001)	ND (0.001)
Silver (Ag)	0.1	ND (0.01)	ND (0.01)	ND (0.01)	ND (0.01)
Sulfate (SO4)	250	43	42	45	41
Total Dissolved Solids (TDS)	500	156	172	166	136
Zinc (Zn)	5	ND (0.01)	ND (0.01)	0.01	ND (0.01)
Natural Uranium	pCi/L	1.9	2	2	1.9
Uranium - Suspended	mg/L	0.0004	ND (0.0003)	ND (0.0003)	ND (0.0003)
Uranium - Total	mg/L		0.0031	0.0032	0.0028
Pb-210	pCi/L	ND (1)	ND (1)	ND (1)	ND (1)
pH (Standard Units)	6.5 - 8.5	8.25	8.5	8.24	8.76
Combined Ra226/Ra228	5.0 pCi/l	ND	0.7 pCi/L	0.5 pCi/L	0.5 pCi/L
Total Strontium 90	8.0 pCi/l	N/A	N/A	N/A	N/A
Gross Alpha Radioactivity ***	15.0 pCi/l	ND (1)	ND (1)	ND (1)	ND (1)

* This list does not include all constituents in the national drinking water standards.
** mg/L, unless otherwise indicated
*** Including Radium 226 but excluding Radon and Uranium
Red = Revised from original submittal.

RIO TINTO
ENERGY AMERICA

Memorandum

Oscar Paulson
Facility Supervisor
Kennecott Uranium Company

17 February 2008

To: Distribution

Subject: Safety and Environmental Review Panel (SERP) – 2007

During the calendar year 2007 the licensee has not:

- Made changes in the facility as described in the license application (as updated);
- Made changes in the procedures as described in the license application (as updated);
- Conducted tests or experiments not presented in the license application (as updated).

No Safety and Environmental Review Panel (SERP) actions were taken in 2007.

Oscar A Paulson

Oscar Paulson

Distribution: George Palochak
Roger Strid

RIO TINTO
ENERGY AMERICA

Memorandum

Oscar Paulson
Facility Supervisor
Kennecott Uranium Company

4 February 2008

To: Respiratory Protection File

Subject: Respiratory Protection – 2007

The Mill Foreman and Senior Facility Technician are the two (2) employees on site that are part of the facility's respirator program. They received their respirator physicals on June 26 and June 4, 2007, respectively.

Annual fit tests with stannic chloride irritant smoke and annual instruction on respirator use were conducted on November 20, 2007.

Oscar A Paulson

Oscar Paulson
Facility Supervisor

RIO TINTO
ENERGY AMERICA

Memorandum

Oscar Paulson
Facility Supervisor
Kennecott Uranium Company

17 February 2008

File

Subject: **Releases for Unrestricted Use – 2007**

Releases for unrestricted use issued in 2007 were primarily related to the release of equipment used to move tailings in the tailings impoundment. Total and removable alpha levels on all released equipment were very low since all equipment was thoroughly cleaned prior to monitoring. The maximum removable alpha measurement was 98.6 dpm/100cm^2, less than 10% of the 1000 dpm/100cm^2 release limit.

Oscar A Paulson
Oscar Paulson

RIO TINTO

ENERGY AMERICA

Memorandum

Oscar Paulson
Facility Supervisor
Kennecott Uranium Company

27 December 2007

To: Standard Operating Procedures File

Subject: Annual Review of Standard Operating Procedures (SOPs)

Requirement
License Condition 12.1 states: "An annual report of the review of all existing standard operating procedures, required to be performed by the RSO, shall be prepared and retained on site."

License Condition 9.6 states in part: "In addition, the RSO shall perform a documented review of all existing standard operating procedures at least annually."

Review of Standard Operating Procedures (SOPs) is ongoing throughout the year; however, a final review was performed in December 2007. This review included all Standard Operating Procedures (SOPs) related to the Nuclear Regulatory Commission (NRC) license including Mill Operating Procedures (MOPs), Tailings Operating Procedures (TOPs), Health Physics Procedures (HPs), Environmental Procedures (EPs) and other Standard Operating Procedures (SOPs). Also, SOPs not related to the Nuclear Regulatory Commission (NRC) license were reviewed, revised and updated. The review was conducted over the course of the year and completed on December 27, 2007 with the preparation of this review document. The date of addition or revision for each procedure follows the name of the procedure.

A. Non-Radiologic SOPs

The following non-radiologic procedures were modified:

- The *Extreme Snowfall Plan* was revised on December 10, 2007 to reflect the presence of Archer Construction, Inc. on site during the winter of 2007-2008.
- Safety SOP C3 Operating Standards – *Vehicles and Driving* was revised on December 26, 2007.

B. Radiological (NRC License) Related SOPs (HP, EP, TOP, SERP-OP and MOP)

The following radiologic procedures were added by December 27, 2007:

- HP-39 – *Requirements for Reporting of Individual Doses*
- HP-40 – *Sealed Source Inventory Procedure*
- EP-22 – *Low Volume Airborne Particulate Sampling for Suspended Operations using the F&J Specialty Products, Inc. Digital Air Monitoring System F&J Model DF-604* – July 2, 2007
- EP-23 – *Low Volume Airborne Particulate Sampling for Operations using the F&J Specialty Products, Inc. Digital Air monitoring System F&J Model DF-604* – July 2, 2007
- EP-24 – *Monthly Flow Verification Procedure for F&J Specialty Products, Inc. Digital Air Monitoring System F&J Model DF-604* – July 2007
- EP-25 – *Land Use Survey Procedure* – August 2007

The following radiologic procedures were modified:

- HP-4 – *Radon Daughter Survey* – July 2, 2007

- HP-7 – *Personnel Alpha Monitoring and Decontamination* – December 26, 2007
- HP-8 – *Removable Alpha Radiation Sampling* – July 4, 2007
- HP-9 – *Management Control, Bioassay Urine and In Vivo Programs* – June 28, 2007
- HP-11 – *Personnel Air Sampling* – June 20, 2007 & December 26, 2007
- HP-12 – *In-Plant High Volume Particulate Sampling* – December 26, 2007
- HP-13 – *Area Composite High Volume Particulate Sampling* – December 26, 2007
- HP-14 – *Calibration of Equipment* – December 6, 2006
- HP-18 – *Release of Equipment to Unrestricted Areas* – June 20, 2007 & December 26, 2007
- HP-25 – *Areas Requiring Personnel Monitoring During Suspended Operations* – December 26, 2007
- HP-29 – *Training, Reporting and Qualifications of Facility Staff* – July 4, 2007
- HP-32 – *Sealed Source Leak Test Procedure* – June 28, 2007
- HP-34 – *Personnel Dosimetry for External Exposure* – June 28, 2007
- HP-38 – *Consumption of Drinking Water within the Restricted Area* – June 26, 2007 & December 27, 2007

- EP-1 – *Low Volume Airborne Particulate Sampling for Suspended Operations using the AccuVol* – December 26, 2007
- EP-2 – *Low Volume Airborne Particulate Sampling* – December 26, 2007
- EP-3 – *Low Volume Airborne Particulate Sampling for Operations using the Accu-Vol* – December 26, 2007
- EP-4 – *Low Volume Airborne Particulate Sampling for Operations using Direct 115 VAC Connection* – December 26, 2007
- EP-5 – *Calibration Procedure for Lo-Volume Air Sampling Units with AccuVol Flow Controllers* – July 2, 2007 & December 26, 2007
- EP-6 – *Calibration Procedure for Lo-Volume Air Sampling Units Directly Connected to Line Voltage – July 3, 2007* & December 26, 2007
- EP-10 – *Radon-222 Sampling* – July 3, 2007 & December 26, 2007
- EP-11 – *Thermoluminescent Dosimeter (TLD) Air Monitors* – July 3, 2007 & December 26, 2007
- EP-12 – *General Surface Water Sampling and Sample Preparation Procedure* – July 2, 2007
- EP-12b – *General Surface Water Sampling, Sample Preparation and Water Level Measurement Procedures* – July 3, 2007 & December 26, 2007
- EP-13 - *General Groundwater Sampling and Sample preparation* – July 3, 2007 & December 26, 2007
- EP-13b – *General Ground Water Sampling, Sample Preparation and Water Level Measurement procedures* – July 2, 2007 & December 26, 2007
- EP-14 – *Non-Operational and Operational Surface and Ground Water Sampling and Level Measurement Locations and Frequencies* - July 2007 & December 26, 2007
- EP-18 – *Meteorological Monitoring* – June 27, 2007 & December 26, 2007

- TOP-1 – *General Tailings and Evaporation Impoundment procedures* – July 2, 2007 & December 26, 2007
- TOP-6 – *Tailings Area Stabilization* – July 2, 2007 & December 26, 2007

C. Other Procedures

- The *Suspended Operations Procedure* was revised on December 27, 2007.

Oscar Paulson
AnnualReviewSOPs.doc

RIO TINTO
ENERGY AMERICA

Memorandum

Oscar Paulson
Facility Supervisor
Kennecott Uranium Company

19 February 2008

To: Radiation Work Permit File

Subject **Radiation Work Permits**

A single radiation work permit (Radiation Work Permit 2007-1) was issued in 2007. The following pertains:

Type of Work:	Assessment of equipment in Mill.
Reason for Work:	Assess condition of mill equipment for restart.
Reason for Issuance of Permit:	No Standard Operating Procedure existed for an assessment of the Mill for restart so work was performed under a Radiation Work Permit.
Conditions of Work:	No areas requiring respirator use were entered. No entry was made into the Dryer or Roller Rooms.
Results of Monitoring:	
Bioassays:	All were non-detect.
Dosimetry:	A single dosimeter used by one (1) worker had a reading of 1 millirem. The remainder were non-detect.
High Volume Air Sampling:	High volume air sampling was conducted in the Grinding and Precipitation areas of the Mill building throughout the work period. All results were under 0.1% of the Derived Air Concentration (DAC).
Breathing Zone Samples:	Three (3) breathing zone samples were collected. All results were under 2% of the Derived Air Concentration (DAC).
Radon Decay Products:	A pre-entry sample was taken in Leach Tank #2. It was 0.007 WL, which is at background (0.008 WL).

The work under the permit was successfully completed with minimal exposures. Sampling results for the permit are attached.

Oscar A Paulson
Oscar Paulson

Kennecott Uranium Company
Sweetwater Uranium Project

Radiation Work Permit Summary

Radiation Work Permit: 2007-1

Type of Work: Mill Assessment

Duration of Work: One (1) week

Bioassay Results

EMPLOYEE TITLE		EMPLOYER	January	February	March	April	May	June	July	August	September	October	November	December	LLD
Consultant	CON #1	LYNTEK, INC.									<5.0				5.0
Consultant	CON #2	LYNTEK, INC.									<5.0	<5.0		<5.0	5.0
Consultant	CON #3	LYNTEK, INC.									<5.0				5.0
Consultant	CON #4	LYNTEK, INC.									<5.0				5.0
Consultant	CON #5	LYNTEK, INC.									<5.0				5.0
Consultant	CON #6	LYNTEK, INC.									<5.0				5.0
Consultant	CON #7	LYNTEK, INC.									<5.0				5.0
Consultant	CON #8	LYNTEK, INC.												<5.0	5.0
Consultant	CON #9	LYNTEK, INC.												<5.0	5.0

Not on site during month

Mill Restart Evaluation
Pre-work bioassays were collected
End of job bioassays were collected

Dosimetry Results

Consultant	CON #1	LYNTEK, INC.										M	M		
Consultant	CON #2	LYNTEK, INC.										M	M		
Consultant	CON #3	LYNTEK, INC.										M	M		
Consultant	CON #4	LYNTEK, INC.										M	M		
Consultant	CON #5	LYNTEK, INC.										M	M		
Consultant	CON #6	LYNTEK, INC.										M	M		
Consultant	CON #7	LYNTEK, INC.										M	M		
Consultant	CON #8	LYNTEK, INC.												Visitor - 1	
Consultant	CON #9	LYNTEK, INC.												Visitor #3 - M	

Note: CON #2 did not enter restricted area in December 2007
Not in restricted area

High Volume Air Sampling Results

Sample Number	Date		Volume	Sample Lower Limit of Detection (LLD)	Natural Uranium	Thorium-230	Radium-226	Natural Uranium % of DAC	Thorium-230 % of DAC	Radium-226 % of DAC
	Start		(milliliters)	(microCurie per milliliter)	(microCurie per milliliter)	(microCurie per milliliter)	(microCurie per milliliter)	(Percent)	(Percent)	(Percent)
3	23-Sep-07	Mill Precipitation Area	9.88E+09	1.00E-16	9.05E-15	3.95E-16	2.83E-16	0.0453	0.0066	0.0001
4	23-Sep-07	Mill Grinding Area	1.05E+10	1.00E-16	6.58E-15	1.29E-15	1.67E-15	0.0329	0.0215	0.0006
Average:			1.02E+10	1.00E-16	7.82E-15	8.43E-16	9.77E-16	3.91E-02	1.41E-02	3.50E-04

Derived Air Concentrations Used

	microCurie per milliliter
Natural Uranium	2.00E-11
Radium-226	3.00E-10
Thorium-230	6.00E-12

High volume air sampler was operated continuously during period of work in September 2007 in the Grinding and Precipitation Areas of the Mill Building

Breathing Zone Sampling Results

Date	Task	Volume	Sample Lower Limit of Detection (LLD)	Natural Uranium	Thorium-230	Radium-226	Natural Uranium - % of DAC	Thorium-230 % of DAC	Radium-226 % of DAC
		(milliliters)	(microCurie per milliliter)	(microCurie per milliliter)	(microCurie per milliliter)	(microCurie per milliliter)	(Percent)	(Percent)	(Percent)
26-Sep-07	Precipitation	1.73E+06	5.78E-15	9.25E-14	8.09E-14	2.31E-14	0.463	1.348	0.008
9/26/2007	Solvent Extraction (SX)	1.59E+06	6.29E-15	6.60E-14	4.09E-14	6.29E-15	0.330	0.682	0.002
10-Dec-07	Solvent Extraction (SX)	3.79E+05	2.64E-14	1.45E-13	2.64E-14	2.64E-14	0.725	0.440	0.009
Average:		1.23E+06	1.28E-14	1.01E-13	4.94E-14	1.86E-14	0.506	0.823	0.006

Notes: All results listed on the laboratory reports as being less than the specific sample's Lower Limit of Detection (LLD) are entered at the LLD value.
Air sample results to date show that the excavation workers are unlikely to receive in excess of 10% of the applicable ALI thus individual monitoring of of intakes is not required.
All exposures were under 2% of the Derived Air Concentration (DAC)
Employees listed by title to preserve confidentiality

Derived Air Concentrations Used

	microCurie per milliliter
Natural Uranium	2.00E-11
Radium-226	3.00E-10
Thorium-230	6.00E-12

Radon Decay Product Sampling

Date:	Location	Result (Working Levels)
25-Sep-07	Leach Tank #2	0.007

OAP:2/19/08
Radiation_Work_Permit_2007_1

RIO TINTO
ENERGY AMERICA

Memorandum

Oscar Paulson
Facility Supervisor
Kennecott Uranium Company

REVISED 25 March 2008
18 February 2008

Memo to File

SUBJECT: Dose Assessment/Determination of No Requirement for Individual Monitoring or Dose Calculation at the Sweetwater Uranium Project for 2007

This determination is being prepared to demonstrate that individual monitoring and dose calculation is not required at the Sweetwater Uranium Project due to the low levels of gamma radiation, airborne particulate radionuclides and radon present at the facility. The Sweetwater Uranium Project is a non-operating uranium mill, which suspended operations in the spring of 1983. This assessment is based on background data for the facility and data from radiation surveys and air sampling surveys taken at the facility during 2007.

Background

10 CFR 20 (in 20.1003) in the definition of occupational dose states, "Occupational dose does not include dose received from background radiation...." In order to assess the occupational dose received at the facility the background must be deducted from the total dose received. Background data for gamma radiation and airborne particulate radionuclides were collected in 1976 for the Environmental Report and in 1979 for the pre-operational monitoring program. The average upwind radon concentration for 2007 was used to represent the background radon concentration for the facility.

Item	Average Concentration	Dose
Background Gamma		200.7 mrem/yr (22.9uR/hr)
Airborne Particulates:		
U-nat	6.2E-16 uCi/ml	0.34 mrem/yr
Ra-226	3.9E-16 uCi/ml	0.22 mrem/yr
Th-230	3.9E-16 uCi/ml	0.65 mrem/yr
Pb-210	1.7E-14 uCi/ml	1.39 mrem/yr
Radon-222	3.65 pCi/l	316.38 mrem/yr

Note: Based on calculations prepared by Lyda Hersloff dated December 29, 1993.

Radon-222 concentration based on average of third and fourth quarter 2007 concentrations. First and second quarter RadTrak units destroyed/damaged by horse.

The background dose for radon in working levels at the upwind monitoring site assuming daughters present is computed as follows:

(3.65 pCi/l) / (1E3 ml/l) / (1E6 pCi/uCi) = 3.65 E-9 uCi/ml
0.33 WL = 3E-8 uCi/ml (with all daughters present)
[(3.65E-9 uCi/ml) / (3E-8 uCi/ml)] * (0.33 WL) = 0.040 WL for background

The calculated equilibrium factor for the facility (1993 to 2007) average is 0.197. Given that all daughters are not present and the equilibrium factor is 0.197, the actual background radon daughter concentration is:

(0.197) * (0.040 WL) = 0.008 WL

Occupational Dose

1) **Gamma Radiation**

The average gamma dose at the facility is based on an average of survey results for twenty-eight (28) locations in the mill and twelve (12) locations in the ion exchange area and general surveys in the tailings impoundment and Catchment Basin excavation areas. The results are as follows:

Gamma Survey Results

Area	Total Dose	Background Dose	Occupational Dose
IX Area	243.0 uR/hr	22.9 uR/hr	220.1 uR/hr
Mill	69.5 uR/hr	22.9 uR/hr	46.6 uR/hr
Tailings	106.8 uR/hr	22.9 uR/hr	83.9 uR/hr

Approximately 230 hours (twenty-three 10-hour working days) are estimated to have been spent in the mill and 1,230 hours (one hundred twenty-three 10 hour working days) are estimated to have been spent in the tailings impoundment by the Mill Foreman in 2007. This estimate is based on the number of entries in the restricted area alpha survey record for 2007, and assuming that each entry constitutes a full ten (10) hour day in either the mill or tailings impoundment, as indicated. If both the mill and tailings impoundment were entered in a single day, then it was assumed that five hours were spent in each area. This assumption is very conservative since many entries in the alpha survey record are the result of a brief (1 - 2 hour) period in either the mill or tailings impoundment.

The table below estimates the gamma dose likely to be received by the Mill Foreman:

Area	Time	Occupational Dose Rate	Total Dose
Mill	230 hours	46.6 µR/hr	10.7 mrem
Tailings	1230 hours	83.9 µR/hr	103.2 mrem
Total			**113.9 mrem**

Since the gamma levels are low in the mill and ion exchange area and only a limited amount of time is spent in these areas, it is unlikely that personnel would receive in one year from sources external to the body a dose in excess of 10% of any of the applicable limits in 20.1201(a); therefore, individual monitoring and dose calculation for external exposure is not required. Gamma doses measured in the Ion Exchange (IX) Area were not used in the estimate due to the very small amount of time spent in that area each year. This estimate assumes a one to one to one (1:1:1) equivalence of exposure (in Roentgens) to absorbed dose (in Rads) to equivalent dose (in REMs). For gamma radiation with a Quality Factor (QF) of one (1), this is acceptable.

Personnel (Luxel) dosimeters were used on site by all personnel during 2007 even though their use was not required, in part, to confirm these calculations. The highest external dose received for the calendar year was 11 millirems, confirming the low external exposure rates on site and the inherent conservative nature of these calculations.

2) **Radon**

The average radon dose at the facility is based on an average of survey results for three (3) locations in the ion exchange area, at least fourteen (14) locations in the mill and two (2) locations in the Solvent Extraction (SX) Building taken in June and December of 2007. The results are as follows:

Radon Sampling Results

Area	Concentration	Background	Occupational Dose
IX Area	0.004 WL	0.008 WL	0.000 WL
Mill Area	0.012 WL	0.008 WL	0.004 WL

The average occupational radon dose for facility personnel is:

{[(0.004 WL) / (0.33 WL/DAC)] * 230 hours} / (2000 DAC hours/ALI) = 0.0014 ALI
(0.0014 ALI) * (5000 millirems/ALI) = 7.00 millirems

3) **Airborne Particulate Radionuclides (Uranium/Radium-226/Thorium-230)**

The average airborne particulate natural uranium dose at the facility is based on high volume air samples taken in the grinding and precipitation areas of the mill and the tailings impoundment in 2007 and four (4) breathing zone samples taken of the Mill Foreman when working in the Mill Building and forty-six (46) breathing zone samples collected from workers in the tailings impoundment.

The spreadsheet entitled Airborne Sampling Results attached to the Internal Occupational Exposure Assessment – Suspended Operations, details the airborne particulate (natural uranium, radium-226 and thorium-230) concentrations. It yields a total dose from exposure to natural uranium, radium-226 and thorium-230 of 71.5 millirems to the maximally exposed individual (the Mill Foreman) from work in both the Mill and tailings impoundment. This is well below the 10% threshold that triggers monitoring and dose calculation. This is an extremely conservative dose estimate The *Internal Occupational Exposure Assessment – Suspended Operations* document calculates a total dose from natural uranium, radium-226 and thorium-230 of 71.5 millirems.

This maximum possible exposure of 20.3 millirems to natural uranium from the Mill and tailings is 0.004 ALI, and is also below the intake limit of 10 milligrams/week for soluble natural uranium listed described in 20.1201(e) as per the calculation below:

(0.004 ALI/yr) * (5E-2 uCi/ALI) = 2.03 E-4 uCi/yr
(2.03 E-4 uCi/yr) * (1 E-6 pCi/uCi) / (677 pCi/mg) = 0.300 mg/yr total intake

This is well below the 10 milligram per week limit.

Based on the levels of airborne natural uranium, radium-226 and thorium-230 as demonstrated by the high volume air samples collected in the Mill Building, the level of natural uranium exhibited by the breathing zone samples collected in the Mill Building, and the levels of natural uranium, radium-226 and thorium-230 exhibited in the high volume air samples collected in the tailings impoundment and the limited time spent in the mill (230 hours), the tailings impoundment (1230 hours) 4 hours) by the Mill Foreman in 2007, it is unlikely that personnel would receive in one year an intake in excess of 10 percent of the applicable ALI for uranium (natural) in Table 1, Columns 1 and 2 of Appendix B therefore monitoring and dose calculation for uranium (natural) is not required. It is estimated that the total dose from natural uranium, radium-226 and thorium-230 does not exceed 71.5 millirems.

Conclusions:

1) Monitoring and calculation of external dose is not required at the Sweetwater Uranium Project since no personnel are likely to receive an external occupational dose in excess of 0.5 rem.

2) Monitoring and calculation of internal dose at the Sweetwater Uranium Project is not required because:
   a) Radon dose is calculated at 0.007 rem/yr.

3) The maximum possible total occupational dose to the maximally exposed individual on site, the Mill Foreman, is as follows:

a)	Estimated external dose:	0.114 rem/yr.
b)	Estimated internal dose (particulates)	0.072 rem/yr.
c)	Estimated internal dose (radon-222)	0.007 rem/yr.
	Total:	0.193 rem/yr.

These estimates are below 10% of the applicable limits that would trigger individual monitoring.

4) Tracking of external doses was done for all site personnel during 2007 using Luxel dosimeters. Due to the proven low dose rates at the facility, use of dosimeters is not required; however, it was done to confirm external exposure data from surveys. The highest annual dose received by any individual was eleven (11) millirems. This proves that the external dose estimate based upon surveys is conservative.

Oscar A Paulson

Oscar A. Paulson

RIO TINTO
ENERGY AMERICA

Memorandum

Oscar Paulson
Facility Supervisor
Kennecott Uranium Company

13 February 2008

To: NRC File

Subject: Bioassay Assessment

A review of the monthly urinalysis sample results for the Mill Foreman, Senior Facility Technician, Facility Supervisor and urine analysis sample results of contract and site employees working inside the restricted area in 2007 shows that all results are well below the first action level of 15 µg/L. In fact, all urinalysis results for the year 2007 were less than the lower limit of detection (LLD) of 5.0 µg/liter.

Site employees entering the restricted areas were bioassayed monthly. Contract employees working on site who could potentially contact contaminated materials were bioassayed prior to the commencement of work and monthly while working on the site. If an employee ceased to work on the site, a final bioassay was collected, if at all possible. Contract employees who did not work on site during a given month were not bioassayed during that month. Bioassaying of those employees was restarted when they returned to work on site.

Please see attached summary of 2007 urinalysis data.

Oscar A Paulson

Oscar A. Paulson
Facility Supervisor

KENNECOTT URANIUM COMPANY

URINANALYSIS RESULTS: **2007**

EMPLOYEE TITLE		**EMPLOYER**	January	February	March	April	May	June	July	August	September	October	November	December	LLD
FACILITY SUPERVISOR	FS	KENNECOTT URANIUM COMPANY	<5.0	<5.0	<5.0	<5.0	<5.0	<5.0	<5.0	<5.0	<5.0	<5.0	<5.0	<5.0	5.0
MILL FOREMAN	MF	KENNECOTT URANIUM COMPANY	<5.0	<5.0	<5.0	<5.0	<5.0	<5.0	<5.0	<5.0	<5.0	<5.0	<5.0	<5.0	5.0
SR. FACILITY TECHNICIAN	FT	KENNECOTT URANIUM COMPANY	<5.0	<5.0	<5.0	<5.0	<5.0	<5.0	<5.0	<5.0	<5.0	<5.0	<5.0	<5.0	5.0
ADMINISTRATIVE COORDINATOR	AC	KENNECOTT URANIUM COMPANY				<5.0	<5.0	<5.0	<5.0	<5.0	<5.0	<5.0	<5.0	<5.0	5.0
CONTRACT EMPLOYEE TITLE															
Project Manager	PM #1	ARCHER CONSTRUCTION, INC. *	<5.0	<5.0	<5.0	<5.0	<5.0	<5.0	<5.0	<5.0	<5.0	<5.0	<5.0	<5.0	5.0
Project Manager	PM #2	ARCHER CONSTRUCTION, INC. *	<5.0	<5.0	<5.0	<5.0	<5.0	<5.0	<5.0	<5.0	<5.0	<5.0	<5.0	<5.0	5.0
Supervisor	SPV #1	ARCHER CONSTRUCTION, INC. *			<5.0	<5.0	<5.0	<5.0	<5.0	<5.0	<5.0	<5.0	<5.0	<5.0	5.0
Equipment Operator	EO# 1	ARCHER CONSTRUCTION, INC. *	<5.0	<5.0	<5.0	<5.0	<5.0	<5.0	<5.0	<5.0	<5.0				5.0
Equipment Operator	EO# 2	ARCHER CONSTRUCTION, INC. *	<5.0	<5.0	<5.0	<5.0									5.0
Equipment Operator	EO# 3	ARCHER CONSTRUCTION, INC. *	<5.0	<5.0	<5.0	<5.0	<5.0	<5.0	<5.0	<5.0	<5.0	<5.0	<5.0	<5.0	5.0
Equipment Operator	EO# 4	ARCHER CONSTRUCTION, INC. *	<5.0	<5.0	<5.0	<5.0	<5.0								5.0
Equipment Operator	EO# 5	ARCHER CONSTRUCTION, INC. *	<5.0	<5.0	<5.0	<5.0	<5.0	<5.0	<5.0	<5.0	<5.0	<5.0			5.0
Equipment Operator	EO# 6	ARCHER CONSTRUCTION, INC. *	<5.0	<5.0	<5.0	<5.0	<5.0	<5.0	<5.0	<5.0	<5.0	<5.0	<5.0	<5.0	5.0
Equipment Operator	EO# 7	ARCHER CONSTRUCTION, INC. *	<5.0	<5.0											5.0
Equipment Operator	EO# 8	ARCHER CONSTRUCTION, INC. *	<5.0	<5.0											5.0
Equipment Operator	EO# 9	ARCHER CONSTRUCTION, INC. *	<5.0	<5.0	<5.0	<5.0	<5.0	<5.0	<5.0	<5.0	<5.0	<5.0	<5.0	<5.0	5.0
Equipment Operator	EO# 10	ARCHER CONSTRUCTION, INC. *	<5.0	IN ARIZONA		<5.0	<5.0								5.0
Equipment Operator	EO# 11	ARCHER CONSTRUCTION, INC. *	<5.0	<5.0	<5.0	<5.0	<5.0	<5.0							5.0
Equipment Operator	EO# 13	ARCHER CONSTRUCTION, INC. *		<5.0	<5.0	<5.0									5.0
Equipment Operator	EO# 14	ARCHER CONSTRUCTION, INC. *		<5.0	<5.0	<5.0	<5.0	<5.0	<5.0	<5.0	<5.0	<5.0	<5.0	<5.0	5.0
Equipment Operator	EO# 15	ARCHER CONSTRUCTION, INC. *			<5.0	<5.0	<5.0	<5.0	<5.0	<5.0	<5.0	<5.0	<5.0	<5.0	5.0
Equipment Operator	EO# 16	ARCHER CONSTRUCTION, INC. *				<5.0									5.0
Equipment Operator	EO# 18	ARCHER CONSTRUCTION, INC. *					<5.0	<5.0	<5.0						5.0
Equipment Operator	EO# 19	ARCHER CONSTRUCTION, INC. *					<5.0	<5.0	<5.0	<5.0	<5.0	<5.0	<5.0	<5.0	5.0
Equipment Operator	EO# 20	ARCHER CONSTRUCTION, INC. *						<5.0	<5.0						5.0
Equipment Operator	EO# 21	ARCHER CONSTRUCTION, INC. *						<5.0	<5.0	<5.0	<5.0	<5.0	<5.0	<5.0	5.0
Equipment Operator	EO# 22	ARCHER CONSTRUCTION, INC. *						<5.0	<5.0	<5.0	<5.0	<5.0	<5.0	<5.0	5.0
Equipment Operator	EO# 23	ARCHER CONSTRUCTION, INC. *							<5.0	<5.0	<5.0	<5.0	<5.0	<5.0	5.0
Equipment Operator	EO# 25	ARCHER CONSTRUCTION, INC. *										<5.0	<5.0	<5.0	5.0
Equipment Operator	EO# 26	ARCHER CONSTRUCTION, INC. *							<5.0	<5.0	<5.0	<5.0	<5.0	<5.0	5.0
Mechanic	MEC #1	ARCHER CONSTRUCTION, INC. *											<5.0	<5.0	5.0
Equipment Operator	EO# 27	ARCHER CONSTRUCTION, INC. *												<5.0	5.0
Equipment Operator	EO# 28	ARCHER CONSTRUCTION, INC. *												<5.0	5.0

KENNECOTT URANIUM COMPANY

URINANALYSIS RESULTS: **2007**

EMPLOYEE TITLE		EMPLOYER	January	February	March	April	May	June	July	August	September	October	November	December	LLD
Consultant	CON #1	LYNTEK, INC. ****									<5.0				5.0
Consultant	CON #2	LYNTEK, INC. ****									<5.0	<5.0		<5.0	5.0
Consultant	CON #3	LYNTEK, INC. ****									<5.0				5.0
Consultant	CON #4	LYNTEK, INC. ****									<5.0				5.0
Consultant	CON #5	LYNTEK, INC. ****									<5.0				5.0
Consultant	CON #6	LYNTEK, INC. ****									<5.0				5.0
Consultant	CON #7	LYNTEK, INC. ****									<5.0				5.0
Consultant	CON #8	LYNTEK, INC. ****												<5.0	5.0
Consultant	CON #9	LYNTEK, INC. ****												<5.0	5.0
															5.0
Surveyor	SURV	ROBERT JACK SMITH AND ASSOCIATES**	<5.0		<5.0	<5.0	<5.0	<5.0	<5.0	<5.0	<5.0	<5.0	<5.0	<5.0	5.0
DATA ENTRY	DATA - 2	ADECCO							<5.0	<5.0	<5.0	<5.0	<5.0	<5.0	5.0
DATA ENTRY	DATA - 1	ADECCO		<5.0	<5.0	<5.0	<5.0	<5.0							
Security	SEC #1	SECURITAS ***	<5.0	<5.0	<5.0	<5.0	<5.0	<5.0	<5.0	<5.0	<5.0	<5.0	<5.0	<5.0	5.0
Security	SEC #2	SECURITAS ***	<5.0		<5.0	<5.0	<5.0	<5.0	<5.0	<5.0	<5.0	<5.0	<5.0	<5.0	5.0

Notes: Contract security guards were tested when on site in spite of the fact that they did not enter the restricted area.
Pre-job bioassays were collected on new personnel and final bioassays were collected on personnel leaving the job site.

- No longer employed by contractor.
- Not on site during month
- Not yet hired
- Did pre-job bioassay/Worked less than one day
- Reporting not yet started/works solely in office
- Did not work in restricted area.

Archer Construction, Inc employee EO#17 did not work in the restricted area, hence is not listed.
Employees listed by number to preserve confidentiality
*Tailings
** Surveying
*** Security
****Mill Restart Evaluation

All samples tested by:
ENERGY LABORATORIES, INC.
All samples below first action level.
At least a high and low spike sent with each batch.
Most batches sent with a Blank, as well.

OAP
B:\URINE007.xls

RIO TINTO
ENERGY AMERICA

Memorandum

Oscar Paulson
Facility Supervisor
Kennecott Uranium Company

REVISED 25 March 2008

To: **NRC File**

Subject: **Compliance with 10 Mrem Constraint Limit for 2007**

The following pertains to the dose to a member of the general public from the Sweetwater Uranium Project:

- The mill is not operating so there are no emissions from any stacks.
- The only air emissions excluding radon and its progeny are particulate radionuclides from the tailings impoundment.

The following applies to these particulate emissions:

1. These emissions are monitored at Station 4A by a continuous low-volume system.

2. The radionuclide concentrations and doses encountered at this location are as follows:

U - nat: 1.00 E-16 uCi/L	0.056 mrem/yr
Ra-226:1.00 E -16 uCi/L	0.006 mrem/yr
Th-230: 1.02 E -16 uCi/L	0.170 mrem/yr
Total:	**0.232 mrem/yr**

3. Background levels for the site are as follows:

U-nat:	6.2 E -16 uCi/L	0.34 mrem/yr
Ra-226:	3.9 E -16 uCi/L	0.22 mrem/yr
Th-230:	3.9 E-16 uCi/L	0.65 mrem/yr
Total:		**1.21 mrem/yr**

Conclusions:

- The 2007 dose from airborne particulate radionuclides was at background levels. The 10 mrem per year constraint limit was not exceeded.

Oscar A Paulson
Oscar Paulson

RIO TINTO
ENERGY AMERICA

Rio Tinto Energy America
Kennecott Uranium Company
Post Office Box 1500
Rawlins, WY 82301-1500
T: 307-328-1476, 307-324-4924
F: 307-324-4925

REVISED 25 March 2008
20 February 2008

Mr. Keith I. McConnell, Deputy Director
Division of Waste Management and Environmental Protection
Office of Federal and State Materials and Environmental Management Programs
U.S. Nuclear Regulatory Commission
11545 Rockville Pike, Mail Stop T7-E18
Rockville, MD 20852

Dear Mr. McConnell:

SUBJECT: Sweetwater Uranium Project - Docket Number 40-8584
Source Materials License SUA-1350 - Semiannual 10 CFR 40.65 Report
Airborne Effluents

Enclosed is Kennecott Uranium Company's Semiannual 10 CFR 40.65 Report for the second half of 2007 for airborne effluents. This report addresses the requirements of License Condition 11.5 of SML #SUA-1350, as well as the requirements of 10 CFR 40.65(a)(1).

Kennecott Uranium Company is only required to monitor for ambient gamma and airborne particulates at the downwind location (Air 4A) and radon at the upwind (Air 2) and downwind (Air 4A) locations as long as operations remain suspended as per License Condition 11.5. Kennecott is not required to perform stack, soil, sediment or vegetation sampling as long as operations remain suspended.

Kennecott Uranium Company has examined the data included in this report, calculated the dose to the nearest resident in millirems per year for the second half of 2007 from the licensed activities and concluded that the dose does not exceed the 100 mrem per year dose limit. A copy of the calculation sheet as well as an explanation of the calculation method is included. This is being done at the request of Elaine Brummett, previously of your staff, in an email dated September 7, 2001.

Should you have any questions, please contact me at (307) 328-1476.

Sincerely yours,

Oscar A Paulson

Oscar Paulson
Facility Supervisor

cc: Stephen J. Cohen, Project Manager
Director - USNRC DMSS, Region IV (w/o enc.)
John Lucas - RTEA

KENNECOTT URANIUM COMPANY
SWEETWATER URANIUM PROJECT
Source Material License SUA-1350

2007
RadTrak Radon Monitor
(pCi/L)

DATE	LOCATION	RADIONUCLIDE	CONCENTRATION	STD DEVIATION/ STD COUNTING ERROR	LOWER LIMIT OF DETECTION (LLD)	
				%	pCi/L-Days	pCi/L
1/2/07 – 4/2/07	Downwind - Air 4A	Radon	2.0 pCi/L	5.5	6.0	0.06
1/2/07 – 4/2/07	Upwind - Air 2	Radon	16.9 pCi/L [1]	2.1	6.0	0.06
4/2/07 – 7/3/07	Downwind - Air 4A	Radon	2.9 pCi/L	4.7	6.0	0.06
4/2/07 – 7/3/07	Upwind - Air 2	Radon	--- pCi/L Damaged [1]	N/A	6.0	0.06
7/3/07 – 10/3/07	Downwind - Air 4A	Radon	3.7 pCi/L	4.2	6.0	0.06
7/3/07 – 10/3/07	Upwind - Air 2	Radon	3.9 pCi/L	4.1	6.0	0.06
10/3/07 – 1/2/08	Downwind - Air 4A	Radon	3.2 pCi/L	4.4	6.0	0.06
10/3/07 – 1/2/08	Upwind - Air 2	Radon	3.4 pCi/L	4.2	6.0	0.06

[1] Please see attached information entitled "Upwind RadTrak Radon Monitoring".

Upwind Radtrak Radon Monitoring Station

April 2, 2007

On April 2, 2007 when retrieving the first quarter upwind RadTrak radon monitor at the upwind air monitoring station (Air 2) it was discovered that the steel fence post on which the radon detector was mounted was knocked down. The detector was intact and sent to Landauer, Inc. for reading. The first quarter 2007 detector yielded a high reading of 16.9 picoCuries per liter. This high reading was due to the fact that the detector was lying on the ground. Horse hair was found on the detector post indicating that the unit had been knocked down by a feral horse. The post and detector were reinstalled. The situation was documented in an e-mail to Stephen Cohen of the Nuclear Regulatory Commission (NRC). The e-mail is attached.

July 3, 2007

On July 3, 2007 when the second quarter RadTrak detectors were gathered for shipment to Landauer, Inc. the second quarter upwind (Air 2) detector and post were again found on the ground and horse hair found at the scene. The post bearing the detector was then attached to the wooden monitoring stand at the location to prevent further problems. This incident was documented in an e-mail to Stephen Cohen of the Nuclear Regulatory Commission (NRC) dated July 3, 2007. A reply (also attached) was received on July 5, 2007.

Landauer, Inc. returned no result for the second quarter 2007 detector stating that it was Returned Damaged. They were contacted via e-mail about the result and stated that the chip had a lot of static and tracks were clumped together. (Please see attached e-mail.)

The images below show how the fence post supporting the detector is now attached to the wooden monitoring stand.



These images were taken on Sunday, August 12, 2007.

This monitoring area was inspected by Stephen Cohen, Robert Evans, Jason Razo and Douglas Mandeville of the Nuclear Regulatory Commission (NRC) on Tuesday, July 10, 2007. Horse hair was still visible in the area.

Since accurate upwind radon monitoring data is not available for the first and second quarters of 2007, an average of the first and second quarter radon concentrations at the upwind location from January 1992 to December 2006 measured with RadTrak units is being used in place of first and second quarter 2007 upwind data respectively, for the purposes of assessment of dose to the general public.

The RadTrak radon monitoring results used to create the above described first and second quarter averages are included in a spreadsheet entitled "Upwind Radon Data – RadTrak Data Only - Air 2 Monitoring Station".

Paulson, Oscar (RTEA)

From: Oscar Paulson [paulson@tribcsp.com]
Sent: Thursday, April 19, 2007 9:38 AM
To: Stephen Cohen
Cc: shelley@tribcsp.com
Subject: SUA-1350/Sweetwater Uranium Project - Upwind Air Radon Monitoring/RadTrak Results

Stephen Cohen:

When the upwind air RadTrak/radon monitoring unit was exchanged on April 2, 2007, the plastic holder containing the unit was found on the ground. Horse hair on the support post indicated that a horse had been rubbing on the post loosening it and the holder for the RadTrak device, knocking the holder with the device to the ground. The device holder was found lying on its side on the ground. Results for that RadTrak detector arrived today. The detector returned an average radon concentration (for upwind air) of 16.9 picoCuries per liter. This anomalously high result is due the fact that the holder with the detector was lying in close proximity to the ground. The support post and holder have been subsequently reinstalled and to date are in good condition.

Oscar Paulson
Facility Supervisor
Kennecott Uranium Company
Sweetwater Uranium Project
P.O. Box 1500
42 Miles Northwest of Rawlins
Rawlins, Wyoming 82301-1500

Telephone: (307)-324-4924
Fax: (307)-324-4925
Cellular: (307)-320-8758

E-mail: paulson@tribcsp.com

Paulson, Oscar (RTEA)

From: Paulson, Oscar (RTEA)
Sent: Tuesday, July 03, 2007 5:58 PM
To: (SJC7@nrc.gov)
Cc: Schutterle, Shelley (RTEA)
Subject: Upwind RadTrak Detector

Stephen Cohen:

A feral horse again knocked down the post upon which the upwind RadTrak monitor was mounted. The post was found on the ground. This may cause the detector result to be elevated. This is the second time that this has happened. There have been no previous problems since 1990 with the mounting post and now it gets knocked down in two (2) sequential quarters. I believe that this is the work of a single animal. As a result, the post is now attached to a wooden frame/tower on the site. I doubt that the animal can knock down the tower.

I wanted to inform you about this problem.

Oscar Paulson

Facility Supervisor
Kennecott Uranium Company
Sweetwater Uranium Project
P.O. Box 1500
42 Miles Northwest of Rawlins
Rawlins, Wyoming 82301-1500

Telephone: (307)-324-4924
Fax: (307)-324-4925
Cellular: (307)-320-8758

E-mail: oscar.paulson@riotinto.com

Paulson, Oscar (RTEA)

From: Stephen Cohen [SJC7@nrc.gov]
Sent: Thursday, July 05, 2007 4:59 AM
To: Paulson, Oscar (RTEA)
Cc: Betty Garrett
Subject: Re: Upwind RadTrak Detector

Oscar:

If there is a problem with the readings from this monitor, explain it in the report.

Steve

>>> "Paulson, Oscar (RTEA)" <Oscar.Paulson@riotinto.com> 07/03/2007 7:57 PM >>>
Stephen Cohen:

A feral horse again knocked down the post upon which the upwind RadTrak monitor was mounted. The post was found on the ground. This may cause the detector result to be elevated. This is the second time that this has happened. There have been no previous problems since 1990 with the mounting post and now it gets knocked down in two (2) sequential quarters. I believe that this is the work of a single animal. As a result, the post is now attached to a wooden frame/tower on the site. I doubt that the animal can knock down the tower.

I wanted to inform you about this problem.

Oscar Paulson

Facility Supervisor
Kennecott Uranium Company
Sweetwater Uranium Project
P.O. Box 1500
42 Miles Northwest of Rawlins
Rawlins, Wyoming 82301-1500

Telephone: (307)-324-4924
Fax: (307)-324-4925
Cellular: (307)-320-8758

E-mail: oscar.paulson@riotinto.com

Paulson, Oscar (RTEA)

From: Paulson, Oscar (RTEA)
Sent: Monday, July 30, 2007 11:50 AM
To: (relza@landauerinc.com)
Cc: Schutterle, Shelley (RTEA)
Subject: Account # 0406193 - Detector Number: 4701596 - Air 2 - Upwind

Rose:

The detector results were checked today. Detector Number: 4701596 was listed on the sheet as Monitor Returned Damaged. When I collected the detector, there was no visible external physical damage. The unit was in the field in a holder mounted to a fence post that was knocked over by a horse. While the post was knocked over the RadTrak detector was in the holder and appeared undamaged. Why is there no reading?

Thanks!

Oscar

Facility Supervisor
Kennecott Uranium Company
Sweetwater Uranium Project
P.O. Box 1500
42 Miles Northwest of Rawlins
Rawlins, Wyoming 82301-1500

Telephone: (307)-324-4924
Fax: (307)-324-4925
Cellular: (307)-320-8758

E-mail: oscar.paulson@riotinto.com

CONFIDENTIAL and PROPRIETARY information of Rio Tinto Energy America (C) 2006. All rights reserved. This work contains information that is confidential and proprietary to Rio Tinto Energy America . The senders contact information is also protected by the Rio Tinto Energy America Data Protection Policy, and should not be circulated. Removal of this notice, use, transfer, republication, disclosure and/or copying of all or part of this message, or its attachments, is strictly prohibited, except with the express, written permission of Rio Tinto Energy America . If you have received this e-mail message in error please return it and contact Oscar Paulson at (307)-324-4924

Paulson, Oscar (RTEA)

From: Rose Elza [relza@landauerinc.com]
Sent: Monday, July 30, 2007 11:57 AM
To: Paulson, Oscar (RTEA)
Subject: RE: Account # 0406193 - Detector Number: 4701596 - Air 2 - Upwind

Oscar,

I just pulled the report- indicates that chip had a lot of static and some of the tracks were clumped together-unable to read correctly.

Please note our extensions and direct dial phone numbers have changed!

Rose Elza
Customer Service Representative
Radon Products
Landauer, Inc.
(708) 441-8342 direct
(708) 755-7048 fax
(800) 528-8327 X 8342
relza@landauerinc.com
www.landauerinc.com

Dosimetry for the Twenty-First Century

From: Paulson, Oscar (RTEA) [mailto:Oscar.Paulson@riotinto.com]
Sent: Monday, July 30, 2007 12:50 PM
To: Rose Elza
Cc: Schutterle, Shelley (RTEA)
Subject: Account # 0406193 - Detector Number: 4701596 - Air 2 - Upwind

Rose:

The detector results were checked today. Detector Number: 4701596 was listed on the sheet as Monitor Returned Damaged. When I collected the detector, there was no visible external physical damage. The unit was in the field in a holder mounted to a fence post that was knocked over by a horse. While the post was knocked over the RadTrak detector was in the holder and appeared undamaged. Why is there no reading?

Thanks!

Oscar

Facility Supervisor
Kennecott Uranium Company
Sweetwater Uranium Project
P.O. Box 1500
42 Miles Northwest of Rawlins
Rawlins, Wyoming 82301-1500

Telephone: (307)-324-4924
Fax: (307)-324-4925
Cellular: (307)-320-8758

E-mail: oscar.paulson@riotinto.com

7/30/2007

Kennecott Uranium Company - Sweetwater Uranium Facility

UPWIND RADON DATA
RADTRAK DATA ONLY
AIR 2 MONITORING STATION

	START DATE	END DATE	DETECTOR TYPE	STATION AIR 2 pCi/L	AIR 2 Averages pCi/L	AIR 2 Averages - For First Quarters pCi/L	AIR 2 Averages - For Second Quarters pCi/L
	01-Jul-91	01-Aug-91	TRACKETCH	4.20			
	01-Aug-91	01-Sep-91	TRACKETCH	4.20	4.20		
	01-Sep-91	01-Oct-91	TRACKETCH	4.20			
	01-Oct-91	01-Nov-91	TRACKETCH	2.80			
	01-Nov-91	01-Dec-91	TRACKETCH	2.80	2.80		
	01-Dec-91	03-Jan-92	TRACKETCH	2.80			
1992	10-Jan-92	07-Feb-92	TRACKETCH	3.90			
	07-Feb-92	03-Mar-92	TRACKETCH	3.20	4.34	4.34	
	03-Mar-92	02-Apr-92	TRACKETCH	5.93			
	02-Apr-92	11-May-92	TRACKETCH	3.07			
	11-May-92	01-Jun-92	TRACKETCH	3.07	3.07		3.07
	01-Jun-92	01-Jul-92	TRACKETCH	3.07			
	01-Jul-92	01-Aug-92	TRACKETCH	3.80			
	01-Aug-92	01-Sep-92	TRACKETCH	3.80	3.80		
	01-Sep-92	06-Oct-92	TRACKETCH	3.80			
	06-Oct-92	01-Nov-92	TRACKETCH	3.00			
	01-Nov-92	01-Dec-92	TRACKETCH	3.00	3.00		
	01-Dec-92	04-Jan-93	TRACKETCH	3.00			
1993	04-Jan-93	01-Feb-93	TRACKETCH	3.20			
	01-Feb-93	01-Mar-93	TRACKETCH	3.20	3.20	3.20	
	01-Mar-93	01-Apr-93	TRACKETCH	3.20			
	01-Apr-93	01-May-93	TRACKETCH	2.50			
	01-May-93	01-Jun-93	TRACKETCH	2.50	2.50		2.50
	01-Jun-93	30-Jun-93	TRACKETCH	2.50			
	30-Jun-93	01-Aug-93	TRACKETCH	4.80			
	01-Aug-93	18-Aug-93	TRACKETCH	4.80	4.80		
	18-Aug-93	01-Oct-93	TRACKETCH	4.80			
	01-Oct-93	04-Nov-93	TRACKETCH	4.80			
	04-Nov-93	30-Nov-93	TRACKETCH	4.80	4.80		
	30-Nov-93	03-Jan-94	TRACKETCH	4.80			
1994	03-Jan-94	31-Jan-94	TRACKETCH	5.30			
	31-Jan-94	21-Feb-94	TRACKETCH	5.30	5.30	5.30	
	21-Feb-94	31-Mar-94	TRACKETCH	5.30			

Kennecott Uranium Company - Sweetwater Uranium Facility

UPWIND RADON DATA
RADTRAK DATA ONLY
AIR 2 MONITORING STATION

	START DATE	END DATE	DETECTOR TYPE	STATION AIR 2 pCi/L	AIR 2 Averages pCi/L	AIR 2 Averages - For First Quarters pCi/L	AIR 2 Averages - For Second Quarters pCi/L
	31-Mar-94	27-Apr-94	TRACKETCH	3.10			
	27-Apr-94	31-May-94	TRACKETCH	3.10	3.10		3.10
	31-May-94	01-Jul-94	TRACKETCH	3.10			
	01-Jul-94	03-Aug-94	TRACKETCH	3.70			
	03-Aug-94	07-Sep-94	TRACKETCH	3.70	3.70		
	07-Sep-94	03-Oct-94	TRACKETCH	3.70			
	03-Oct-94	02-Nov-94	TRACKETCH	3.00			
	02-Nov-94	01-Dec-94	TRACKETCH	3.00	3.00		
	01-Dec-94	03-Jan-95	TRACKETCH	3.00			
1995	03-Jan-95	01-Feb-95	TRACKETCH	3.10			
	01-Feb-95	02-Mar-95	TRACKETCH	3.10	3.10	3.10	
	02-Mar-95	31-Mar-95	TRACKETCH	3.10			
	31-Mar-95	30-Apr-95	TRACKETCH	2.40			
	30-Apr-95	31-May-95	TRACKETCH	2.40	2.40		2.40
	31-May-95	30-Jun-95	TRACKETCH	2.40			
	30-Jun-95	31-Jul-95	TRACKETCH	4.50			
	31-Jul-95	31-Aug-95	TRACKETCH	4.50	4.50		
	31-Aug-95	30-Sep-95	TRACKETCH	4.50			
	30-Sep-95	31-Oct-95	TRACKETCH	4.80			
	31-Oct-95	30-Nov-95	TRACKETCH	4.80	4.80		
	30-Nov-95	03-Jan-96	TRACKETCH	4.80			
1996	03-Jan-96	01-Feb-96	TRACKETCH	2.20			
	01-Feb-96	01-Mar-96	TRACKETCH	2.20	2.20	2.20	
	01-Mar-96	01-Apr-96	TRACKETCH	2.20			
	01-Apr-96	01-May-96	TRACKETCH	2.90			
	01-May-96	01-Jun-96	TRACKETCH	2.90	2.90		2.90
	01-Jun-96	01-Jul-96	TRACKETCH	2.90			
	01-Jul-96	01-Aug-96	TRACKETCH	4.10			
	01-Aug-96	01-Sep-96	TRACKETCH	4.10	4.10		
	01-Sep-96	30-Sep-96	TRACKETCH	4.10			
	30-Sep-96	01-Nov-96	TRACKETCH	2.90			
	01-Nov-96	01-Dec-96	TRACKETCH	2.90	2.90		
	01-Dec-96	03-Jan-97	TRACKETCH	2.90			

Kennecott Uranium Company - Sweetwater Uranium Facility

UPWIND RADON DATA
RADTRAK DATA ONLY
AIR 2 MONITORING STATION

	START DATE	END DATE	DETECTOR TYPE	STATION AIR 2 pCi/L	AIR 2 Averages pCi/L	AIR 2 Averages - For First Quarters pCi/L	AIR 2 Averages - For Second Quarters pCi/L
1997	03-Jan-97	01-Feb-97	TRACKETCH	1.70			
	01-Feb-97	01-Mar-97	TRACKETCH	1.70	1.70	1.70	
	01-Mar-97	01-Apr-97	TRACKETCH	1.70			
	01-Apr-97	01-May-97	TRACKETCH	3.40			
	01-May-97	01-Jun-97	TRACKETCH	3.40	3.40		3.40
	01-Jun-97	30-Jun-97	TRACKETCH	3.40			
	30-Jun-97	01-Aug-97	TRACKETCH	2.70			
	01-Aug-97	01-Sep-97	TRACKETCH	2.70	2.70		
	01-Sep-97	01-Oct-97	TRACKETCH	2.70			
	01-Oct-97	01-Nov-97	TRACKETCH	3.90			
	01-Nov-97	01-Dec-97	TRACKETCH	3.90	3.90		
	01-Dec-97	03-Jan-98	TRACKETCH	3.90			
1998	03-Jan-98	03-Feb-98	TRACKETCH	2.40			
	03-Feb-98	03-Mar-98	TRACKETCH	2.40	2.40	2.40	
	03-Mar-98	01-Apr-98	TRACKETCH	2.40			
	01-Apr-98	01-May-98	TRACKETCH	2.20			
	01-May-98	01-Jun-98	TRACKETCH	2.20	2.20		2.20
	01-Jun-98	01-Jul-98	TRACKETCH	2.20			
	01-Jul-98	01-Aug-98	TRACKETCH	3.00			
	01-Aug-98	01-Sep-98	TRACKETCH	3.00	3.00		
	01-Sep-98	30-Sep-98	TRACKETCH	3.00			
	30-Sep-98	30-Oct-98	TRACKETCH	2.80			
	30-Oct-98	30-Nov-98	TRACKETCH	2.80	2.80		
	30-Nov-98	04-Jan-99	TRACKETCH	2.80			
1999	04-Jan-99	04-Feb-99	TRACKETCH	2.60			
	04-Feb-99	04-Mar-99	TRACKETCH	2.60	2.60	2.60	
	04-Mar-99	11-Apr-99	TRACKETCH	2.60			
	11-Apr-99	11-May-99	TRACKETCH	2.70			
	11-May-99	11-Jun-99	TRACKETCH	2.70	2.70		2.70
	11-Jun-99	04-Jul-99	TRACKETCH	2.70			
	04-Jul-99	04-Aug-99	TRACKETCH	3.90			
	04-Aug-99	04-Sep-99	TRACKETCH	3.90	3.90		
	04-Sep-99	03-Oct-99	TRACKETCH	3.90			

Kennecott Uranium Company - Sweetwater Uranium Facility

UPWIND RADON DATA
RADTRAK DATA ONLY
AIR 2 MONITORING STATION

	START DATE	END DATE	DETECTOR TYPE	STATION AIR 2 pCi/L	AIR 2 Averages pCi/L	AIR 2 Averages - For First Quarters pCi/L	AIR 2 Averages - For Second Quarters pCi/L
	03-Oct-99	03-Nov-99	TRACKETCH	6.40			
	03-Nov-99	03-Dec-99	TRACKETCH	6.40	6.40		
	03-Dec-99	02-Jan-00	TRACKETCH	6.40			
2000	02-Jan-00	02-Feb-00	TRACKETCH	1.80			
	02-Feb-00	02-Mar-00	TRACKETCH	1.80	1.80	1.80	
	02-Mar-00	04-Apr-00	TRACKETCH	1.80			
	04-Apr-00	04-May-00	TRACKETCH	3.50			
	04-May-00	04-Jun-00	TRACKETCH	3.50	3.50		3.50
	04-Jun-00	05-Jul-00	TRACKETCH	3.50			
	05-Jul-00	05-Aug-00	TRACKETCH	5.70			
	05-Aug-00	05-Sep-00	TRACKETCH	5.70	5.70		
	05-Sep-00	01-Oct-00	TRACKETCH	5.70			
	01-Oct-00	01-Nov-00	TRACKETCH				
	01-Nov-00	01-Dec-00	TRACKETCH		No data	Knocked down	
	01-Dec-00	02-Jan-01	TRACKETCH				
2001	02-Jan-01	02-Feb-01	TRACKETCH	6.20			
	02-Feb-01	02-Mar-01	TRACKETCH	6.20	6.20	6.20	
	02-Mar-01	01-Apr-01	TRACKETCH	6.20			
	01-Apr-01	01-May-01	TRACKETCH	2.50			
	01-May-01	01-Jun-01	TRACKETCH	2.50	2.50		2.50
	01-Jun-01	01-Jul-01	TRACKETCH	2.50			
	01-Jul-01	01-Aug-01	TRACKETCH	3.10			
	01-Aug-01	01-Sep-01	TRACKETCH	3.10	3.10		
	01-Sep-01	01-Oct-01	TRACKETCH	3.10			
	01-Oct-01	01-Nov-01	TRACKETCH	4.10			
	01-Nov-01	01-Dec-01	TRACKETCH	4.10	4.10		
	01-Dec-01	02-Jan-02	TRACKETCH	4.10			
2002	02-Jan-02	02-Feb-02	TRACKETCH	2.70			
	02-Feb-02	02-Mar-02	TRACKETCH	2.70	2.70	2.70	
	02-Mar-02	31-Mar-02	TRACKETCH	2.70			
	31-Mar-02	30-Apr-02	TRACKETCH	2.30			
	30-Apr-02	31-May-02	TRACKETCH	2.30	2.30		2.30
	31-May-02	01-Jul-02	TRACKETCH	2.30			

Kennecott Uranium Company - Sweetwater Uranium Facility

UPWIND RADON DATA
RADTRAK DATA ONLY
AIR 2 MONITORING STATION

	START DATE	END DATE	DETECTOR TYPE	STATION AIR 2 pCi/L	AIR 2 Averages pCi/L	AIR 2 Averages - For First Quarters pCi/L	AIR 2 Averages - For Second Quarters pCi/L
	01-Jul-02	01-Aug-02	TRACKETCH	3.40			
	01-Aug-02	01-Sep-02	TRACKETCH	3.40	3.40		
	01-Sep-02	01-Oct-02	TRACKETCH	3.40			
	01-Oct-02	01-Nov-02	TRACKETCH	4.20			
	01-Nov-02	01-Dec-02	TRACKETCH	4.20	4.20		
	01-Dec-02	02-Jan-03	TRACKETCH	4.20			
2003	02-Jan-03	02-Feb-03	TRACKETCH	2.60			
	02-Feb-03	02-Mar-03	TRACKETCH	2.60	2.60	2.60	
	02-Mar-03	31-Mar-03	TRACKETCH	2.60			
	31-Mar-03	30-Apr-03	TRACKETCH	3.90			
	30-Apr-03	31-May-03	TRACKETCH	3.90	3.90		3.90
	31-May-03	30-Jun-03	TRACKETCH	3.90			
	30-Jun-03	30-Jul-03	TRACKETCH				
	30-Jul-03	30-Aug-03	TRACKETCH		No data	Lost by Landauer	
	30-Aug-03	01-Oct-03	TRACKETCH				
	01-Oct-03	01-Nov-03	TRACKETCH	3.50			
	01-Nov-03	01-Dec-03	TRACKETCH	3.50	3.50		
	01-Dec-03	01-Jan-04	TRACKETCH	3.50			
2004	01-Jan-04	01-Feb-04	TRACKETCH	2.70			
	01-Feb-04	01-Mar-04	TRACKETCH	2.70	2.70	2.70	
	01-Mar-04	01-Apr-04	TRACKETCH	2.70			
	01-Apr-04	01-May-04	TRACKETCH	2.40			
	01-May-04	01-Jun-04	TRACKETCH	2.40	2.40		2.40
	01-Jun-04	30-Jun-04	TRACKETCH	2.40			
	30-Jun-04	30-Jul-04	TRACKETCH	3.60			
	30-Jul-04	30-Aug-04	TRACKETCH	3.60	3.60		
	30-Aug-04	03-Oct-04	TRACKETCH	3.60			
	03-Oct-04	03-Nov-04	TRACKETCH	3.90			
	03-Nov-04	03-Dec-04	TRACKETCH	3.90	3.90		
	03-Dec-04	01-Jan-05	TRACKETCH	3.90			
2005	01-Jan-05	01-Feb-05	TRACKETCH	2.30			
	01-Feb-05	01-Mar-05	TRACKETCH	2.30	2.30	2.30	
	01-Mar-05	04-Apr-05	TRACKETCH	2.30			

Kennecott Uranium Company - Sweetwater Uranium Facility

UPWIND RADON DATA
RADTRAK DATA ONLY
AIR 2 MONITORING STATION

	START DATE	END DATE	DETECTOR TYPE	STATION AIR 2 pCi/L	AIR 2 Averages pCi/L	AIR 2 Averages - For First Quarters pCi/L	AIR 2 Averages - For Second Quarters pCi/L
	04-Apr-05	04-May-05	TRACKETCH	2.60			
	04-May-05	04-Jun-05	TRACKETCH	2.60	2.60		2.60
	04-Jun-05	03-Jul-05	TRACKETCH	2.60			
	03-Jul-05	03-Aug-05	TRACKETCH	4.30			
	03-Aug-05	03-Sep-05	TRACKETCH	4.30	4.30		
	03-Sep-05	01-Oct-05	TRACKETCH	4.30			
	01-Oct-05	01-Nov-05	TRACKETCH	3.90			
	01-Nov-05	01-Dec-05	TRACKETCH	3.90	3.90		
	01-Dec-05	01-Jan-06	TRACKETCH	3.90			
2006	01-Jan-06	01-Feb-06	TRACKETCH	2.60			
	01-Feb-06	01-Mar-06	TRACKETCH	2.60	2.60	2.60	
	01-Mar-06	03-Apr-06	TRACKETCH	2.60			
	03-Apr-06	03-May-06	TRACKETCH	4.60			
	03-May-06	03-Jun-06	TRACKETCH	4.60	4.60		4.60
	03-Jun-06	05-Jul-06	TRACKETCH	4.60			
	05-Jul-06	05-Aug-06	TRACKETCH	3.60			
	05-Aug-06	05-Sep-06	TRACKETCH	3.60	3.60		
	05-Sep-06	02-Oct-06	TRACKETCH	3.60			
	02-Oct-06	02-Nov-06	TRACKETCH	3.50			
	02-Nov-06	02-Dec-06	TRACKETCH	3.50	3.50		
	02-Dec-06	02-Jan-07	TRACKETCH	3.50			
2007	02-Jan-07	02-Feb-07	TRACKETCH	16.90			
	02-Feb-07	02-Mar-07	TRACKETCH	16.90	Erroneous data	Found on the ground	
	02-Mar-07	02-Apr-07	TRACKETCH	16.90			
	02-Apr-07	02-May-07	TRACKETCH				
	02-May-07	02-Jun-07	TRACKETCH		No data	Damaged - no reading	
	02-Jun-07	03-Jul-07	TRACKETCH				
				Averages	3.14	3.05	2.94

1-IF MORE THAN ONE READING WAS TAKEN FOR THE PERIOD THEN THE RESULT SHOWN IS AN AVERAGE OF THE READINGS TAKEN

2-IF THREE (3) IDENTICAL READINGS FOR A SINGLE STATION APPEAR IN SUCCESSION AND ARE MARKED BY A SINGLE VERTICAL LINE IN ALL THREE MONTHS OF A GIVEN CALENDER QUARTER THEN THE DETECTOR WAS PLACED FOR THE ENTIRE QUARTER AND THE INDIVIDUAL MONTHLY READINGS ARE THE SINGLE QUARTERLY READING REPEATED FOR EACH MONTH

KENNECOTT URANIUM COMPANY
SWEETWATER URANIUM PROJECT
Source Material License SUA-1350

2007
DIRECT RADIATION MEASUREMENTS
(TLD)

Location	Date	Exposure Rate (mr/Qtr)	Error Estimated	Lower Limit of Detection (LLD) Millirems
TLD				
0000 - Control	1/2/07 – 4/2/07	25	0.8 mr	10[1]
0004 - Air 4A	1/2/07 – 4/2/07	34	1.1 mr	10[1]
TLD				
0000 - Control	4/2/07 – 7/2/07	22	1.8 mr	10[1]
0004 - Air 4A	4/2/07 – 7/2/07	34	1.7 mr	10[1]
TLD				
0000 - Control	7/2/07 – 10/3/07	23	1.0 mr	10[1]
0004 - Air 4A	7/2/07 – 10/3/07	32	2.3 mr	10[1]
TLD				
0000 - Control	10/3/07 – 1/2/08	30	2.4 mr	10[1]
0004 - Air 4A	10/3/07 – 1/2/08	42	0.9 mr	10[1]

[1] Please see the following copy of a letter from ThermoNUtech on Lower Limits of Detection (LLDs).

Thermo NUtech
5635 Jefferson Street NE
Albuquerque, NM 87109
(505) 345-8931 • FAX (505) 781-5410

Lower Limits of Detection (LLDs)

1990 DOELAP Study (See DOELAP Handbook § 3.4)
95% Confidence Level Values

Known Fields: LLD in mrem per period					
Radiation Field		Deployment Period			
Type	Test Source	Monthly*	Quarterly	Semi-Annual*	Annual*
gamma	^{137}Cs	6	11	16	22
X-ray	mixed beam	6	11	16	22
hard beta	$^{90}Sr/Y$	8	13	18	26
soft beta	^{204}Tl	36	63	89	126
slow neutron	^{252}Cf mod.	5	8	11	16
fast neutron	^{252}Cf unmod.	43	74	105	148

*Extrapolated from quarterly values. The study was done using a period of one quarter.

For routine reporting purposes, the LLD is taken to be 10 mrem.
This value is very close to the measured LLD for most commonly encountered radiation fields.
No values less than this nominal LLD are reported.

KENNECOTT URANIUM COMPANY
SWEETWATER URANIUM PROJECT
Source Material License SUA-1350

CONTINUOUS LOW-VOLUME AIR PARTICULATE ANALYSIS

STATION 4A – 2007

Quarter/Date Sampled Air Volume	Radionuclide	Concentration µCi/ml	Error Estimate µCi/ml	LLD µCi/ml	Effluent Conc.* pCi/ml	% Effluent Concentration
1st Quarter	U-nat	<1.00 E-16	N/A	1.00 E-16	9.00 E-14	<1.11 E-01
1/2/07 – 4/2/07	Th-230	<1.00 E-16	N/A	1.00 E-16	3.00 E-14	<3.33 E-01
Air Vol in mLs	Ra-226	<1.00 E-16	N/A	1.00 E-16	9.00 E-13	<1.11 E-02
3.56 E+10	Pb-210	1.81 E-14	3.31 E-16	2.00 E-15	6.00 E-13	3.01 E+00
2nd Quarter	U-nat	<1.00 E-16	N/A	1.00 E-16	9.00 E-14	<1.11 E-01
4/2/07–7/2/07	Th-230	<1.00 E-16	N/A	1.00 E-16	3.00 E-14	<3.33 E-01
Air Vol in mLs	Ra-226	<1.00 E-16	N/A	1.00 E-16	9.00 E-13	<1.11 E-02
4.21 E+10	Pb-210	2.29 E-14	5.39 E-16	2.00 E-15	6.00 E-13	3.81 E+00
3rd Quarter	U-nat	<1.00 E-16	N/A	1.00 E-16	9.00 E-14	<1.11 E-01
7/2/07 – 10/1/07	Th-230	<1.00 E-16	N/A	1.00 E-16	3.00 E-14	<3.33 E-01
Air Vol in mLs	Ra-226	<1.00 E-16	N/A	1.00 E-16	9.00 E-13	<1.11 E-02
4.94 E+10	Pb-210	1.59 E-14	4.03 E-16	2.00 E-15	6.00 E-13	2.65 E+00
4th Quarter	U-nat	<1.00 E-16	N/A	1.00 E-16	9.00 E-14	<1.11 E-01
10/1/07 – 1/2/08	Th-230	1.08 E-16	3.21 E-17	1.00 E-16	3.00 E-14	3.85 E-01
Air Vol in mLs	Ra-226	<1.00 E-16	N/A	1.00 E-16	9.00 E-13	<1.11 E-02
4.68 E+10	Pb-210	2.07 E-14	5.65 E-16	2.00 E-15	6.00 E-13	3.44 E+00

LLD's are as published in Reg. Guide 4.14
*Effluent Concentration from the NEW 10 CFR Part 20 - Appendix B - Table 2
Year for Natural Uranium
Year for Thorium-230
Week for Radium-226
Day for Lead-210

RIO TINTO
ENERGY AMERICA

Memorandum

Oscar Paulson
Facility Supervisor
Kennecott Uranium Company

14 August 2007

To: File – 10 CFR 40.65 Report

Subject: Dose to the General Public in Millirems per Year as Represented by the Nearest Resident – Second Half 2007

The following is a dose calculation for the nearest resident (the contract security guard) for the second half of 2007.

Calculation Assumptions:

1. The nearest resident for dose calculation purposes is considered to be the site security officer when he is not on duty and sleeping inside the Security Trailer. The site security officer is scheduled to be on site from 5:30 p.m. on Thursday of each week to 10:00 p.m. the following Sunday, on holidays and at times that the Senior Facility Technician is on vacation. In spite of the fact that the site security officer does not reside on site continuously, no occupancy factor is assigned to him and for dose calculation purposes he is assumed to reside on site continuously.
2. Radon concentrations are measured in the Security Trailer with Radtrak detectors placed in the kitchen and bedroom and changed quarterly. The results from these detectors are averaged to derive a semiannual radon concentration in Pico curies per liter for the Security Trailer.
3. Radon exposures in working levels are measured semiannually in the Security Trailer using a calibrated Buck Basic 12, Bendix BDX-44, MSA or Sensidyne GilAir II air pump and filter. The filter is read by the modified Kusnetz Method.
4. The radon concentration and exposure are used to calculate the equilibrium factor. The equilibrium factors calculated semiannually are averaged to derive a site equilibrium factor.
5. This equilibrium factor is applied to the upwind radon concentrations to derive a background radon dose and to the average semiannual radon concentration in the Security Trailer to derive a radon dose to the nearest resident. An equilibrium factor table is attached.
6. The dose from the semiannual downwind airborne particulate concentrations of natural uranium, radium-226 and thorium-230 are used to calculate the dose from airborne particulates in the Security Trailer in spite of the fact that the Security Trailer is not downwind of the facility.
7. The gamma dose from the downwind gamma radiation monitor (environmental thermo-luminescent dosimeter) is used to calculate the gamma radiation dose in the Security Trailer.
8. The doses from radon-222, airborne particulate radionuclides and gamma radiation are summed to produce a dose to the nearest resident (the Security Trailer).
9. The radon concentrations measured at the upwind air monitoring stations during the two (2) quarters for a given semiannual period are averaged, corrected for the site equilibrium factor and converted to a background radon dose for the facility, with the exception of this report, in which averages of first and second quarter RadTrak determined radon concentrations from July 1, 1991

to December 31, 2006 were used, since valid background radon data for the first and second quarters of 2007 was not available.

10. This background radon dose is summed with the background gamma radiation dose (from the revised Environmental Report – dated August 1994) and the doses derived from the background airborne particulate concentrations (natural uranium, radium-226 and thorium-230 as described in the revised Environmental Report dated August 1994) to yield a background radiation dose for the facility for the given semiannual period.

11. The background dose is subtracted from the calculated dose to the nearest resident (Security Trailer) to derive a dose to the nearest resident for the facility.

BACKGROUND

		Average Concentration	Dose (mrem)
Gamma Exposure:			200.70 (approx. 22.9 uR/hr)
Airborne Particulates:			
	U nat	6.2 E-16 µCi/ml	0.34
	Ra-226	3.9 E-16 µCi/ml	0.22
	Th-230	3.9 E-16 µCi/ml	0.65
Gases:			
	Radon-222	3.65 pCi/l	316.4
Total			**518.3**

Notes:

1. An equilibrium factor of 0.197 was used for radon based on twenty-two (22) comparisons of radon-222 and radon-222 daughter concentrations over 14 years. Please see attached sheet entitled "Equilibrium Factors for Nearest Resident".
2. Gamma and airborne particulate background data is from the revised Environmental Report (August 1994).
3. Calculation: Radon concentration (pCi/l))*(Equilibrium factor)*(0.44 rems/pCi/l) = Dose (rems)

SECURITY TRAILER

		Average Concentration	Dose (mrem)
Gamma Exposure:			148.00
Airborne Particulates:			
	U nat	1.00 E-16 µCi/ml	0.06
	Ra-226	1.00 E-16 µCi/ml	0.01
	Th-230	1.08 E-16 µCi/ml	0.18
Gases:			
	Radon-222	2.10 pCi/l	182.0
Total			**330.3**

Notes:

1. An equilibrium factor of 0.197 was used for radon based on twenty-two (22) comparisons of radon-222 and radon-222 daughter concentrations over 14 years.
2. Downwind airborne particulate concentrations and gamma doses for the third and fourth quarters of 2007 were used for the security trailer. These doses were converted to millirems per year (mrem/yr).
3. Radon concentration was measured in the security trailer for the first, second, third and

fourth quarters of 2007 and is based on an average of RadTrak units located in two (2) locations; the kitchen and the bedroom. Radon concentrations in the Security Trailer for the fourth quarter of 2007 are based on a unit located in a single location (the bedroom). The unit placed in the kitchen for the fourth quarter of 2007 was lost.

4. The gamma dose rate is based upon the TLD dosimeters for the third and fourth quarters converted to an annual dose rate.

The net (dose to the nearest resident minus background dose) annual TEDE from the licensed operations for the first half of 2007 is **0** mrem/year, which is below the 100 mrem/year dose limit to members of the general public.

Oscar A Paulson

Oscar Paulson
Avg dose.doc

Kennecott Uranium Company
Sweetwater Uranium Project
Equilibrium Factor for Nearest Residence
(Security Guard Trailer)

Date	Radon Concentration (pCi/L)	Exposure (WL)	Equilibrium Factor
1/1/93 – 6/30/93	3.2	0.009	0.28
1/1/97 – 6/30/97	1.5	0.003	0.20
7/1/97 – 12/31/97	2.2	0.002	0.09
1/1/98 – 6/30/98	1.65	0.003	0.18
1/1/99 – 6/30/99	1.90	0.009	0.47
7/1/99 – 12/31/99	3.25	0.002	0.06
1/1/00 – 6/30/00	2.12	0.004	0.19
7/1/00 – 12/31/00	3.05	0.009	0.30
1/1/01 – 6/30/01	3.60[1]	0.012	0.33
7/1/01 – 12/31/01	2.78	0.013[2]	0.47
1/1/02 – 6/30/02	2.48	0.009[2]	0.34
7/1/02 – 12/31/02	2.80	0.003[2]	0.11
1/1/03 – 6/30/03	2.40	0.004[2]	0.17
7/1/03 – 12/31/03	3.75[3]	0.006[2]	0.16
1/1/04 – 6/30/04	2.08	0.003[2]	0.14
7/1/04 – 12/31/04	3.0	0.0005	0.017
1/1/05 – 6/30/05	2.55	0.0013	0.051
7/1/05 – 12/31/05	3.22	0.0035	0.109
1/1/06 – 6/30/06	2.40	0.0	0.0
7/1/06 – 12/31/06	2.13	0.014	0.66
1/1/07 – 6/30/07	1.65	0.0	0.0
6/30/07 – 12/31/07	2.10[4]	0.0001	0.005
Average			**0.197**

[1] This value is based upon an average of three (3) RadTrak detectors. The second quarter RadTrak detector in the Security Trailer bedroom was lost.
[2] Average of two (2) measurements
[3] Fourth quarter 2003 concentration only. Landauer, Inc. lost the third quarter 2003 RadTrak units.
[4] This value is based upon an average of three (3) RadTrak detectors. The fourth quarter RadTrak detector in the Security Trailer kitchen was lost.

Calculation Parameters

1. Radon concentrations in the Security Trailer are calculated based upon the results of two (2) RadTrak detectors (one in the kitchen and one in the bedroom) that are changed quarterly. The radon concentration for a given semiannual period is an average of the results of four (4) RadTrak detections, one in the kitchen and one in the bedroom, changed quarterly, unless otherwise noted.

2. Radon exposures (radon daughters concentrations measured in Working Levels) are taken semiannually in the trailer in two (2) locations (kitchen and bedroom) using a Buck Basic 12, Bendix BDX-44, MSA or Sensidyne GilAir II air pump and a filter. The filter is evaluated using the modified Kusnetz Method.
3. The equilibrium factor is calculated.

   Radon Dose (rems) = (Radon Concentration (pCi/L)) * (Equilibrium Factor) * (0.44 rem/pCi/L)
   An occupancy factor may be added as required.
   1 WL ~ 100 pCi/L with daughters present (100% equilibrium)
   Equilibrium Factor Formula: Equilibrium Factor = Exposure (WL) * 100 / Concentration (pCi/L)

   Source: National Council on Radiation Protection (NCRP) Report #97