GRL Engineers, Inc.
Case Method Results

PDIPLOT Ver. 2005.2 - Printed: 18-Jul-2006

SPT, Calvert Cliffs - B409-75 AWJ
OP: KB Test date: 22-Jun-2006

AR: 1.19 in^2 SP: 0.492 k/ft3
LE: 80.5 ft EM: 30,000 ksi
WS: 16,807.9 f/s JC: 0.00

FMX: Maximum Force
VMX: Maximum Velocity
EFV: Energy of FV
ETR: Energy Transfer Ratio
BPM: Blows per Minute
EMX: Max Transferred Energy
EF2: Energy of F^2
DFN: Final Displacement
FVP: Force/Velocity proportionality

BL# end	depth ft	TYPE	FMX kips	VMX f/s	EFV **	ETR (%)	BPM **	EMX k-ft	EF2 k-ft	DFN in	FVP []
1	0.00	AV1	25.73	15.22	0.285	81.5	**	0.285	0.264	1.33	0.70
2	0.00	AV1	25.95	15.15	0.289	82.6	55.9	0.289	0.272	1.10	0.71
3	0.00	AV1	26.02	15.07	0.291	83.1	55.7	0.291	0.272	1.31	0.72
4	0.00	AV1	25.93	15.73	0.292	83.3	55.7	0.292	0.271	1.14	0.65
5	0.00	AV1	26.34	15.36	0.296	84.5	56.3	0.296	0.279	0.97	0.72
6	0.00	AV1	25.90	15.62	0.294	84.0	56.3	0.294	0.275	0.92	0.64
7	0.00	AV1	25.72	15.71	0.296	84.7	56.5	0.296	0.278	0.93	0.62
8	0.00	AV1	25.91	16.00	0.296	84.7	56.4	0.296	0.272	0.85	0.64
9	0.00	AV1	26.00	15.52	0.294	84.0	56.7	0.294	0.274	0.85	0.65
10	0.00	AV1	26.36	15.72	0.298	85.1	56.8	0.298	0.276	0.91	0.68
11	0.00	AV1	25.91	16.01	0.300	85.7	56.3	0.300	0.274	0.82	0.65
12	0.00	AV1	26.41	15.75	0.300	85.6	56.7	0.300	0.279	0.86	0.69
13	0.00	AV1	25.66	15.86	0.297	84.9	56.7	0.297	0.276	0.62	0.62
14	0.00	AV1	26.34	15.80	0.301	86.0	56.6	0.301	0.278	0.69	0.70
15	0.00	AV1	25.28	15.95	0.298	85.2	56.8	0.298	0.271	1.02	0.60
16	0.00	AV1	26.31	15.67	0.302	86.2	56.9	0.302	0.276	0.89	0.70
17	0.00	AV1	26.08	15.79	0.304	86.9	56.3	0.304	0.273	0.83	0.69
18	0.00	AV1	26.31	15.66	0.303	86.4	56.9	0.303	0.275	0.66	0.68
19	0.00	AV1	25.68	16.31	0.306	87.5	56.3	0.306	0.277	0.43	0.62
20	0.00	AV1	25.37	15.81	0.296	84.5	57.0	0.296	0.273	0.34	0.61
21	0.00	AV1	26.14	16.22	0.301	86.1	56.4	0.301	0.277	0.49	0.64
22	0.00	AV1	25.23	15.94	0.295	84.4	56.7	0.295	0.271	0.38	0.61
23	0.00	AV1	25.87	15.88	0.299	85.5	56.7	0.299	0.274	0.33	0.71
24	0.00	AV1	25.53	15.68	0.292	83.5	56.8	0.292	0.267	0.51	0.64
25	0.00	AV1	26.06	16.14	0.302	86.4	56.2	0.302	0.274	0.63	0.69
		Average	25.92	15.74	0.297	84.9	56.5	0.297	0.274	0.79	0.66

Total number of blows analyzed: 25

Time Summary
Drive 25 seconds 2:43:57 PM - 2:44:22 PM (6/22/2006) BN 1 - 25

PDIPLOT Ver. 2005.2 - Printed: 18-Jul-2006

GRL Engineers, Inc. - Case Method Results

Test date: 23-Jun-2006

SPT, Calvert Cliffs - B409-90

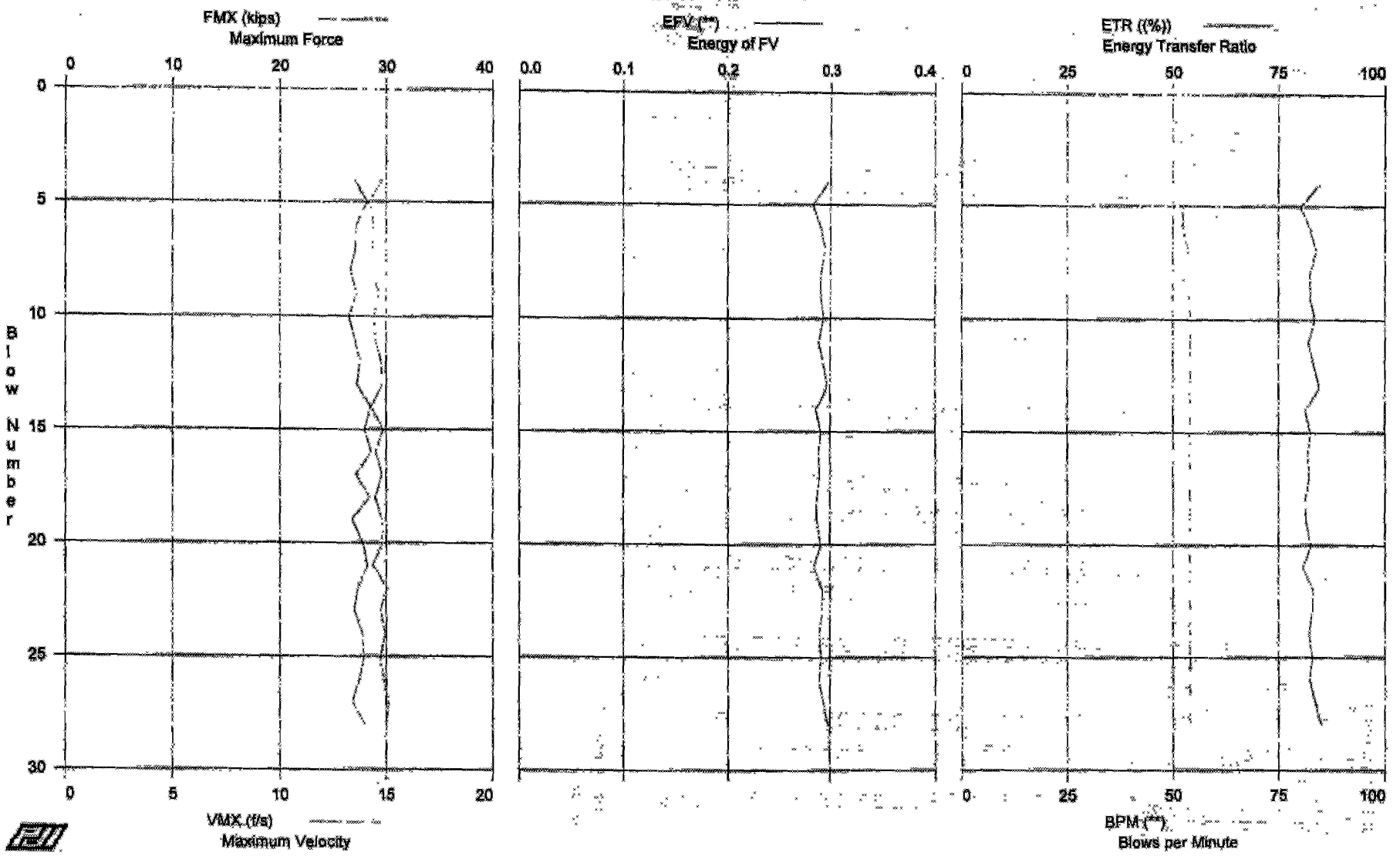

GRL Engineers, Inc.
Case Method Results

PDIPLOT Ver. 2005.2 - Printed: 18-Jul-2006

SPT, Calvert Cliffs - B409-90 AWJ
OP: KB Test date: 23-Jun-2006

AR: 1.19 in^2 SP: 0.492 k/ft3
LE: 95.5 ft EM: 30,000 ksi
WS: 16,807.9 f/s JC: 0.00

FMX: Maximum Force
VMX: Maximum Velocity
EFV: Energy of FV
ETR: Energy Transfer Ratio
BPM: Blows per Minute
EMX: Max Transferred Energy
EF2: Energy of F^2
DFN: Final Displacement
FVP: Force/Velocity proportionality

BL# end	depth ft	TYPE	FMX kips	VMX f/s	EFV **	ETR (%)	BPM **	EMX k-ft	EF2 k-ft	DFN in	FVP []
4	0.00	AV1	26.95	14.82	0.297	84.9	**	0.297	0.311	2.05	0.57
5	0.00	AV1	28.20	14.21	0.281	80.2	52.4	0.281	0.311	1.35	0.66
6	0.00	AV1	27.17	14.40	0.289	82.5	52.4	0.289	0.309	0.85	0.58
7	0.00	AV1	27.08	14.34	0.294	84.0	53.6	0.294	0.312	0.89	0.72
8	0.00	AV1	26.60	14.32	0.289	82.5	54.1	0.289	0.310	0.75	0.60
9	0.00	AV1	27.21	14.66	0.289	82.5	53.8	0.289	0.310	0.72	0.66
10	0.00	AV1	26.50	14.41	0.292	83.6	54.2	0.292	0.312	0.70	0.61
11	0.00	AV1	27.05	14.49	0.287	82.0	54.1	0.287	0.306	0.79	0.69
12	0.00	AV1	27.54	14.76	0.292	83.4	54.2	0.292	0.312	0.59	0.67
13	0.00	AV1	27.22	14.81	0.296	84.6	53.9	0.296	0.312	0.90	0.70
14	0.00	AV1	28.52	14.28	0.284	81.3	54.2	0.284	0.313	0.71	0.68
15	0.00	AV1	27.95	14.84	0.289	82.5	54.0	0.289	0.313	0.80	0.69
16	0.00	AV1	28.57	14.51	0.287	81.9	54.0	0.287	0.317	0.90	0.73
17	0.00	AV1	27.16	14.80	0.288	82.2	54.3	0.288	0.310	0.90	0.66
18	0.00	AV1	28.42	14.47	0.285	81.3	54.0	0.285	0.316	0.97	0.68
19	0.00	AV1	26.74	14.81	0.285	81.5	54.2	0.285	0.304	0.95	0.64
20	0.00	AV1	27.79	14.81	0.289	82.7	54.0	0.289	0.313	0.88	0.65
21	0.00	AV1	28.24	14.38	0.282	80.7	54.2	0.282	0.314	0.79	0.72
22	0.00	AV1	27.31	15.03	0.291	83.2	53.9	0.291	0.310	0.83	0.67
23	0.00	AV1	26.99	14.72	0.291	83.0	54.2	0.291	0.312	0.94	0.69
24	0.00	AV1	27.77	14.94	0.288	82.2	54.1	0.288	0.310	0.86	0.65
25	0.00	AV1	27.90	14.72	0.290	82.9	54.1	0.290	0.314	1.05	0.74
26	0.00	AV1	27.46	14.85	0.288	82.4	54.2	0.288	0.311	0.85	0.65
27	0.00	AV1	26.82	15.10	0.293	83.7	54.0	0.293	0.311	0.80	0.69
28	0.00	AV1	27.98	15.02	0.298	85.1	54.2	0.298	0.312	0.96	0.71
		Average	27.48	14.66	0.289	82.7	53.9	0.289	0.311	0.91	0.67

Total number of blows analyzed: 25

Time Summary

Drive 27 seconds 8:25:11 AM - 8:25:38 AM (6/23/2006) BN 4 - 28

PDIPLOT Ver. 2005.2 - Printed: 18-Jul-2006

GRL Engineers, Inc. - Case Method Results

Test date: 23-Jun-2006

SPT, Calvert Cliffs - B409-105

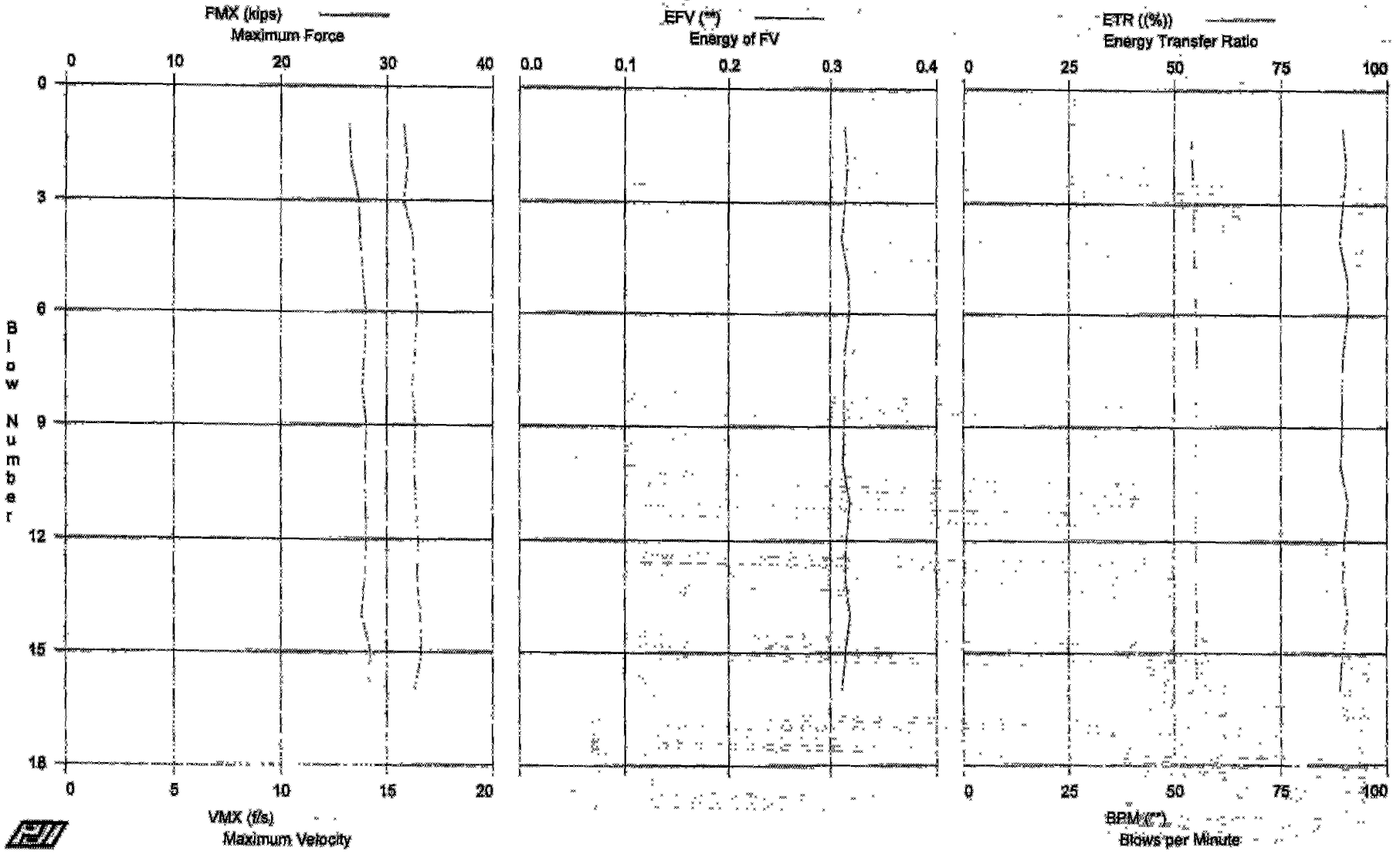

GRL Engineers, Inc.
Case Method Results

PDIPLOT Ver. 2005.2 - Printed: 18-Jul-2006

SPT, Calvert Cliffs - B409-105 AWJ
OP: KB Test date: 23-Jun-2006

AR: 1.19 in^2 SP: 0.492 k/ft3
LE: 110.5 ft EM: 30,000 ksi
WS: 16,807.9 f/s JC: 0.00

FMX: Maximum Force
VMX: Maximum Velocity
EFV: Energy of FV
ETR: Energy Transfer Ratio
BPM: Blows per Minute
EMX: Max Transferred Energy
EF2: Energy of F^2
DFN: Final Displacement
FVP: Force/Velocity proportionality

BL# end	depth ft	TYPE	FMX kips	VMX f/s	EFV **	ETR (%)	BPM **	EMX k-ft	EF2 k-ft	DFN in	FVP []
1	0.00	AV1	26.44	15.80	0.314	89.6	54.0	0.314	0.285	2.10	0.64
2	0.00	AV1	26.58	15.97	0.316	90.4	54.3	0.316	0.282	2.14	0.65
3	0.00	AV1	27.38	15.79	0.314	89.7	54.5	0.314	0.287	2.10	0.64
4	0.00	AV1	27.46	16.23	0.311	88.9	54.6	0.311	0.284	1.67	0.60
5	0.00	AV1	27.72	16.30	0.317	90.7	54.9	0.317	0.291	1.59	0.62
6	0.00	AV1	28.01	16.44	0.318	90.9	55.1	0.318	0.290	1.44	0.59
7	0.00	AV1	27.93	16.34	0.314	89.8	55.2	0.314	0.289	1.31	0.58
8	0.00	AV1	27.68	16.20	0.313	89.5	55.0	0.313	0.290	1.17	0.64
9	0.00	AV1	28.07	16.35	0.313	89.5	55.1	0.313	0.292	1.09	0.60
10	0.00	AV1	27.93	16.30	0.312	89.1	55.1	0.312	0.291	0.96	0.58
11	0.00	AV1	27.97	16.37	0.318	90.8	55.1	0.318	0.292	1.04	0.60
12	0.00	AV1	27.99	16.48	0.315	89.9	55.1	0.315	0.290	0.78	0.59
13	0.00	AV1	27.91	16.41	0.314	89.7	54.9	0.314	0.292	0.70	0.64
14	0.00	AV1	27.59	16.56	0.318	90.7	55.4	0.318	0.294	0.72	0.67
15	0.00	AV1	28.42	16.63	0.314	89.7	54.9	0.314	0.292	0.71	0.58
16	0.00	AV1	28.34	16.33	0.311	89.0	55.5	0.311	0.291	0.93	0.58
		Average	27.71	16.28	0.315	89.9	54.9	0.315	0.289	1.28	0.61

Total number of blows analyzed: 16

Time Summary

Drive 16 seconds 10:17:01 AM - 10:17:17 AM (6/23/2006) BN 1 - 16

PDIPLOT Ver. 2005.2 - Printed: 18-Jul-2006

GRL Engineers, Inc. - Case Method Results

Test date: 26-Jun-2006

SPT, Calvert Cliffs - B409-120

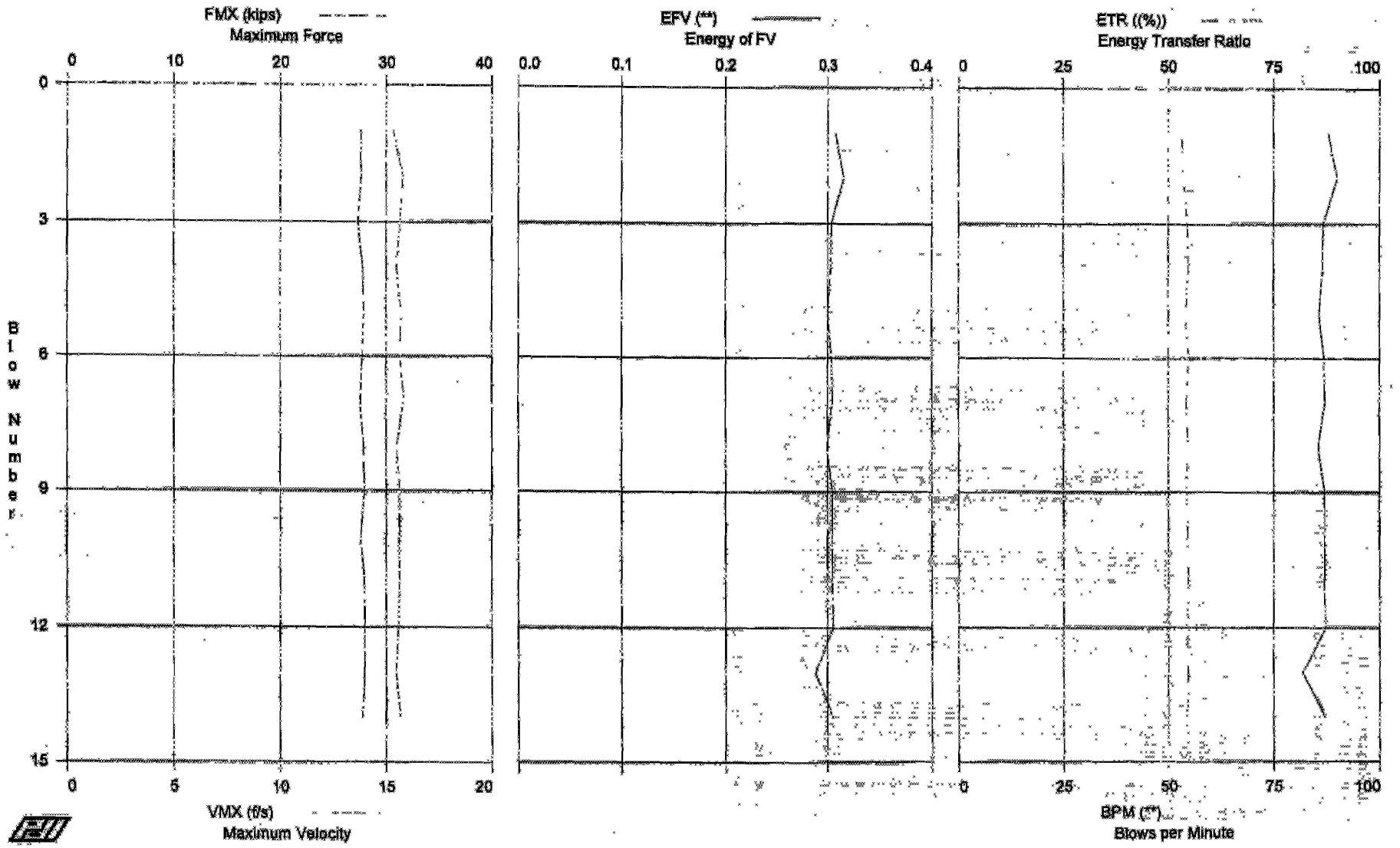

GRL Engineers, Inc.
Case Method Results

PDIPLOT Ver. 2005.2 - Printed: 18-Jul-2006

SPT, Calvert Cliffs - B409-120 AWJ
OP: KB Test date: 26-Jun-2006

AR: 1.19 in^2 SP: 0.492 k/ft3
LE: 124.0 ft EM: 30,000 ksi
WS: 16,807.9 f/s JC: 0.00

FMX: Maximum Force
VMX: Maximum Velocity
EFV: Energy of FV
ETR: Energy Transfer Ratio
BPM: Blows per Minute
EMX: Max Transferred Energy
EF2: Energy of F^2
DFN: Final Displacement
FVP: Force/Velocity proportionality

BL# end	depth ft	TYPE	FMX kips	VMX f/s	EFV **	ETR (%)	BPM **	EMX k-ft	EF2 k-ft	DFN in	FVP []
1	0.00	AV1	27.59	15.32	0.308	88.0	53.2	0.308	0.287	0.79	0.52
2	0.00	AV1	27.65	15.78	0.316	90.2	53.6	0.316	0.295	0.80	0.53
3	0.00	AV1	27.34	15.66	0.304	86.7	54.5	0.304	0.289	0.87	0.54
4	0.00	AV1	27.78	15.48	0.303	86.6	54.7	0.303	0.291	0.88	0.52
5	0.00	AV1	27.92	15.70	0.300	85.8	54.1	0.300	0.290	0.83	0.64
6	0.00	AV1	27.73	15.63	0.304	87.0	54.9	0.304	0.294	0.87	0.53
7	0.00	AV1	27.56	15.84	0.305	87.2	54.3	0.305	0.295	0.94	0.54
8	0.00	AV1	27.84	15.49	0.299	85.6	54.7	0.299	0.287	1.16	0.62
9	0.00	AV1	27.95	15.65	0.305	87.1	54.3	0.305	0.290	0.96	0.66
10	0.00	AV1	27.60	15.62	0.305	87.1	54.6	0.305	0.292	1.11	0.55
11	0.00	AV1	27.95	15.64	0.305	87.0	54.7	0.305	0.290	1.11	0.66
12	0.00	AV1	27.93	15.59	0.306	87.3	54.5	0.306	0.292	1.04	0.65
13	0.00	AV1	27.95	15.47	0.287	81.9	54.7	0.287	0.289	0.88	0.59
14	0.00	AV1	27.75	15.67	0.306	87.3	54.4	0.306	0.290	1.22	0.54
		Average	27.75	15.61	0.304	86.8	54.4	0.304	0.291	0.96	0.58

Total number of blows analyzed: 14

Time Summary

Drive 15 seconds 12:27:42 PM - 12:27:57 PM (6/26/2006) BN 1 - 14

PDIPLOT Ver. 2005.2 - Printed: 18-Jul-2006

GRL Engineers, Inc. - Case Method Results

Test date: 27-Jun-2006

SPT, Calvert Cliffs - B409-135

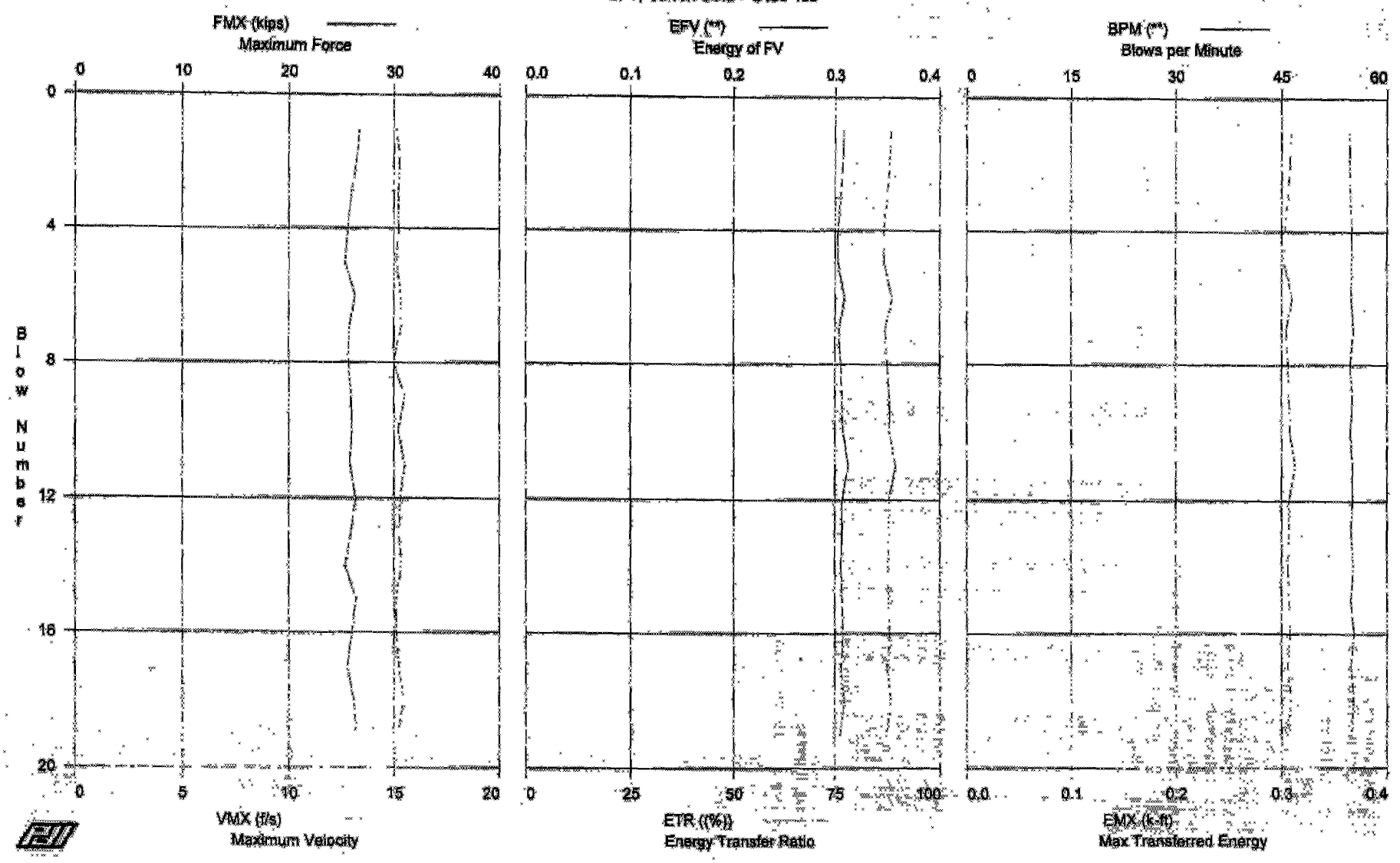

GRL Engineers, Inc.
Case Method Results

PDIPLOT Ver. 2005.2 - Printed: 18-Jul-2006

SPT, Calvert Cliffs - B409-135 AWJ
OP: KB Test date: 27-Jun-2006

AR: 1.19 in^2 SP: 0.492 k/ft3
LE: 140.5 ft EM: 30,000 ksi
WS: 16,807.9 f/s JC: 0.00

FMX: Maximum Force
VMX: Maximum Velocity
EFV: Energy of FV
ETR: Energy Transfer Ratio
BPM: Blows per Minute
EMX: Max Transferred Energy
EF2: Energy of F^2
DFN: Final Displacement
FVP: Force/Velocity proportionality

BL# end	depth ft	TYPE	FMX kips	VMX f/s	EFV **	ETR (%)	BPM **	EMX k-ft	EF2 k-ft	DFN in	FVP []
1	0.00	AV1	26.71	15.12	0.309	88.3	54.7	0.309	0.301	1.31	0.62
2	0.00	AV1	26.40	15.25	0.308	88.0	54.7	0.308	0.297	1.25	0.62
3	0.00	AV1	25.89	15.18	0.306	87.4	54.8	0.306	0.293	1.25	0.59
4	0.00	AV1	25.59	15.21	0.303	86.5	55.0	0.303	0.289	1.37	0.59
5	0.00	AV1	25.32	15.10	0.303	86.7	54.9	0.303	0.290	1.22	0.58
6	0.00	AV1	26.28	15.31	0.310	88.6	54.9	0.310	0.293	1.22	0.63
7	0.00	AV1	25.71	15.30	0.304	86.8	55.2	0.304	0.286	0.97	0.60
8	0.00	AV1	25.62	14.97	0.306	87.4	54.7	0.306	0.293	1.18	0.59
9	0.00	AV1	25.88	15.50	0.307	87.8	55.1	0.307	0.292	1.12	0.61
10	0.00	AV1	25.97	15.18	0.308	87.9	54.8	0.308	0.292	0.81	0.60
11	0.00	AV1	25.79	15.49	0.313	89.3	55.1	0.313	0.292	1.10	0.59
12	0.00	AV1	26.31	15.29	0.307	87.7	55.1	0.307	0.293	0.51	0.60
13	0.00	AV1	25.87	15.22	0.307	87.7	54.9	0.307	0.289	1.03	0.60
14	0.00	AV1	25.33	15.33	0.306	87.6	55.2	0.306	0.286	0.94	0.59
15	0.00	AV1	26.38	15.10	0.307	87.6	54.8	0.307	0.298	0.65	0.60
16	0.00	AV1	25.97	15.11	0.308	87.9	55.3	0.308	0.293	0.87	0.60
17	0.00	AV1	25.51	15.19	0.306	87.3	54.9	0.306	0.289	0.77	0.59
18	0.00	AV1	26.17	15.43	0.309	88.2	55.2	0.309	0.291	0.80	0.62
19	0.00	AV1	26.31	15.20	0.305	87.2	54.9	0.305	0.290	1.00	0.60
		Average	25.95	15.24	0.307	87.7	55.0	0.307	0.292	1.02	0.60

Total number of blows analyzed: 19

Time Summary

Drive 19 seconds 8:02:44 AM - 8:03:03 AM (6/27/2006) BN 1 - 19

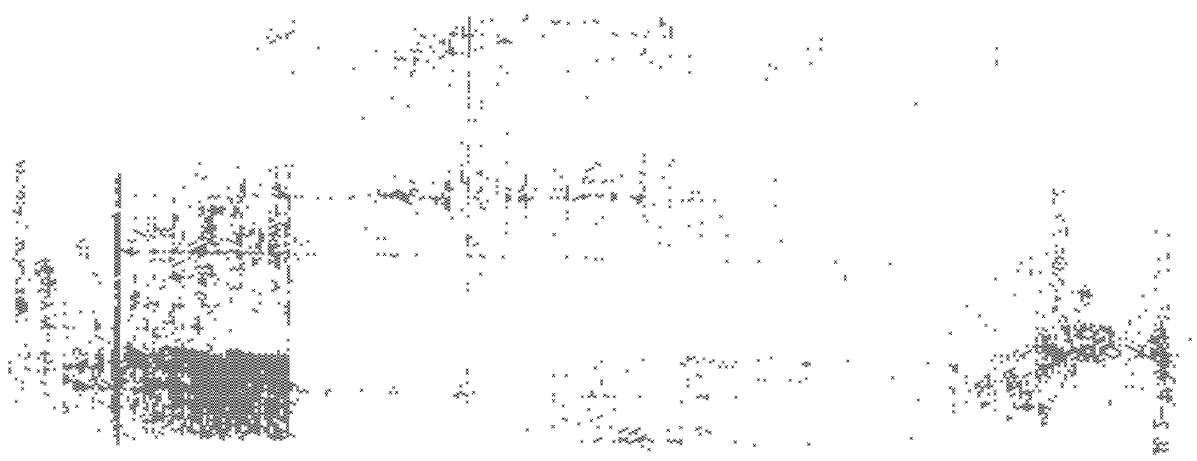

PDIPLOT Ver. 2005.2 - Printed: 18-Jul-2006

GRL Engineers, Inc. - Case Method Results

Test date: 27-Jun-2006

SPT, Calvert Cliffs - B409-150

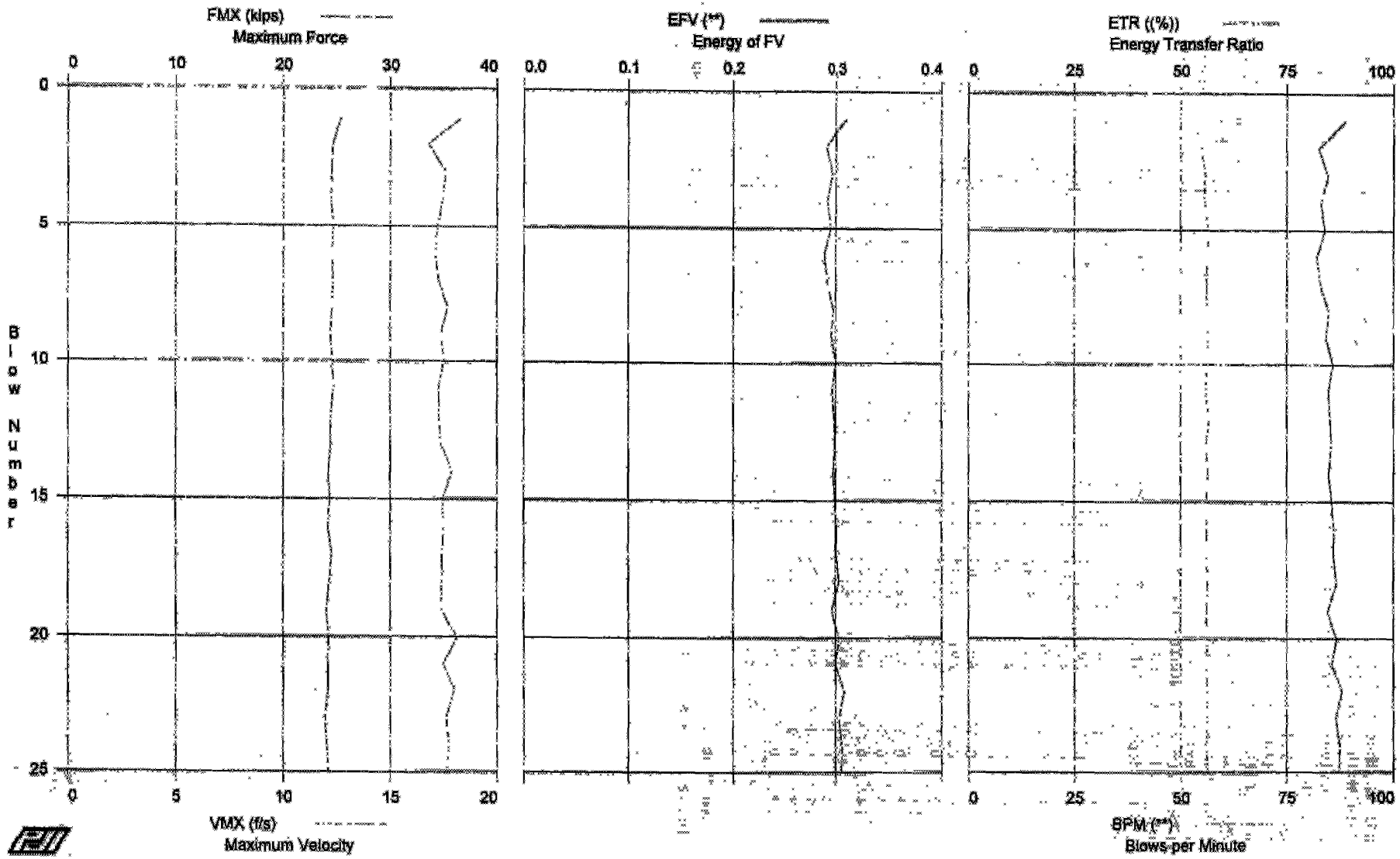

GRL Engineers, Inc.
Case Method Results

PDIPLOT Ver. 2005.2 - Printed: 18-Jul-2006

SPT, Calvert Cliffs - B409-150 AWJ
OP: KB Test date: 27-Jun-2006

AR: 1.19 in^2 SP: 0.492 k/ft3
LE: 154.0 ft EM: 30,000 ksi
WS: 16,807.9 f/s JC: 0.00

FMX: Maximum Force
VMX: Maximum Velocity
EFV: Energy of FV
ETR: Energy Transfer Ratio
BPM: Blows per Minute
EMX: Max Transferred Energy
EF2: Energy of F^2
DFN: Final Displacement
FVP: Force/Velocity proportionality

BL# end	depth ft	TYPE	FMX kips	VMX f/s	EFV **	ETR (%)	BPM **	EMX k-ft	EF2 k-ft	DFN in	FVP []
1	0.00	AV1	25.46	18.48	0.311	88.9	**	0.311	0.287	0.78	0.42
2	0.00	AV1	24.62	16.78	0.289	82.6	55.0	0.289	0.276	0.43	0.44
3	0.00	AV1	24.50	17.59	0.296	84.6	55.8	0.296	0.266	0.71	0.37
4	0.00	AV1	24.44	17.46	0.290	83.0	55.6	0.290	0.263	0.68	0.37
5	0.00	AV1	24.63	17.22	0.294	83.9	56.5	0.294	0.264	0.76	0.36
6	0.00	AV1	24.53	17.11	0.287	82.0	56.3	0.287	0.262	0.82	0.37
7	0.00	AV1	24.63	17.25	0.290	82.8	56.1	0.290	0.263	0.81	0.36
8	0.00	AV1	24.55	17.70	0.297	84.8	56.2	0.297	0.266	0.98	0.41
9	0.00	AV1	24.38	17.38	0.295	84.2	56.5	0.295	0.265	0.80	0.37
10	0.00	AV1	24.59	17.51	0.300	85.8	56.3	0.300	0.268	0.85	0.36
11	0.00	AV1	24.65	17.27	0.296	84.7	55.8	0.296	0.267	0.71	0.43
12	0.00	AV1	24.44	17.29	0.298	85.1	56.8	0.298	0.266	0.71	0.44
13	0.00	AV1	24.44	17.35	0.299	85.4	56.0	0.299	0.267	0.71	0.37
14	0.00	AV1	24.19	17.93	0.297	84.8	56.4	0.297	0.266	0.67	0.40
15	0.00	AV1	24.35	17.46	0.299	85.6	56.1	0.299	0.268	0.67	0.43
16	0.00	AV1	24.14	17.50	0.301	86.0	56.2	0.301	0.265	0.74	0.37
17	0.00	AV1	24.48	17.43	0.301	86.0	56.0	0.301	0.271	0.66	0.37
18	0.00	AV1	24.26	17.42	0.303	86.7	56.4	0.303	0.268	0.68	0.43
19	0.00	AV1	24.02	17.40	0.296	84.6	56.1	0.296	0.268	0.67	0.37
20	0.00	AV1	24.23	18.14	0.303	86.7	56.3	0.303	0.269	0.75	0.39
21	0.00	AV1	24.14	17.49	0.300	85.6	56.0	0.300	0.264	0.76	0.38
22	0.00	AV1	24.17	18.02	0.308	88.0	56.3	0.308	0.271	0.83	0.41
23	0.00	AV1	23.89	17.63	0.303	86.5	56.4	0.303	0.268	0.85	0.40
24	0.00	AV1	24.04	17.75	0.306	87.5	56.0	0.306	0.267	0.86	0.38
25	0.00	AV1	24.18	17.67	0.305	87.2	56.4	0.305	0.268	0.91	0.44
		Average	24.40	17.53	0.299	85.3	56.2	0.299	0.268	0.75	0.39

Total number of blows analyzed: 25

Time Summary
Drive 26 seconds 10:29:48 AM - 10:30:14 AM (6/27/2006) BN 1 - 25

PDIPLOT Ver. 2005.2 - Printed: 18-Jul-2006

GRL Engineers, Inc. - Case Method Results

Test date: 20-Jun-2006

Calvert Cliffs - B-744-15

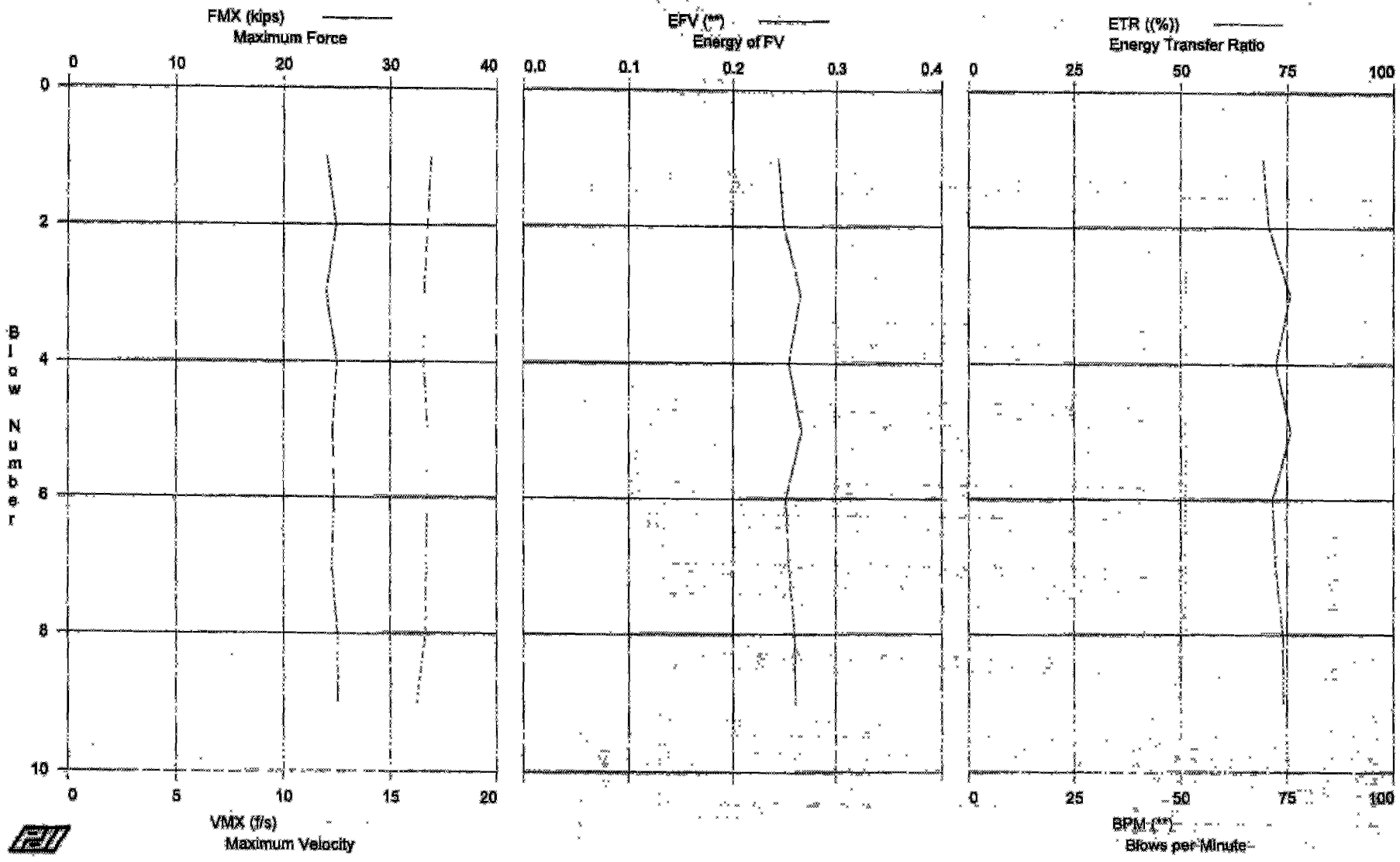

GRL Engineers, Inc.
Case Method Results

PDIPLOT Ver. 2005.2 - Printed: 18-Jul-2006

Calvert Cliffs - B-744-15 SPT
OP: SDW Test date: 20-Jun-2006

AR: 1.19 in^2 SP: 0.492 k/ft3
LE: 19.0 ft EM: 30,000 ksi
WS: 16,807.9 f/s JC: 0.70

FMX: Maximum Force
VMX: Maximum Velocity
EFV: Energy of FV
ETR: Energy Transfer Ratio
BPM: Blows per Minute
EMX: Max Transferred Energy
EF2: Energy of F^2
DFN: Final Displacement
FVP: Force/Velocity proportionality

BL# end	depth ft	TYPE	FMX kips	VMX f/s	EFV **	ETR (%)	BPM **	EMX k-ft	EF2 k-ft	DFN in	FVP []
1	0.00	AV1	24.05	16.92	0.243	69.3	**	0.243	0.223	1.89	0.88
2	0.00	AV1	24.92	16.76	0.248	70.7	51.1	0.248	0.228	0.75	0.85
3	0.00	AV1	24.01	16.60	0.265	75.8	51.2	0.265	0.226	2.13	0.89
4	0.00	AV1	24.97	16.57	0.253	72.4	51.1	0.253	0.226	2.03	0.89
5	0.00	AV1	24.61	16.74	0.266	75.9	51.2	0.266	0.227	2.29	0.82
6	0.00	AV1	24.70	16.73	0.250	71.5	51.2	0.250	0.223	1.98	0.83
7	0.00	AV1	24.51	16.68	0.253	72.2	51.1	0.253	0.228	1.67	0.86
8	0.00	AV1	25.02	16.65	0.259	74.0	51.1	0.259	0.227	1.66	0.82
9	0.00	AV1	25.08	16.24	0.260	74.2	51.2	0.260	0.226	2.15	0.82
		Average	24.65	16.65	0.255	72.9	51.1	0.255	0.226	1.84	0.85

Total number of blows analyzed: 9

Time Summary

Drive 10 seconds 12:53:23 PM - 12:53:33 PM (6/20/2006) BN 1 - 9

PDIPLOT Ver. 2005.2 - Printed: 18-Jul-2006

GRL Engineers, Inc. - Case Method Results

Test date: 20-Jun-2006

Calvert Cliffs - B-744-30

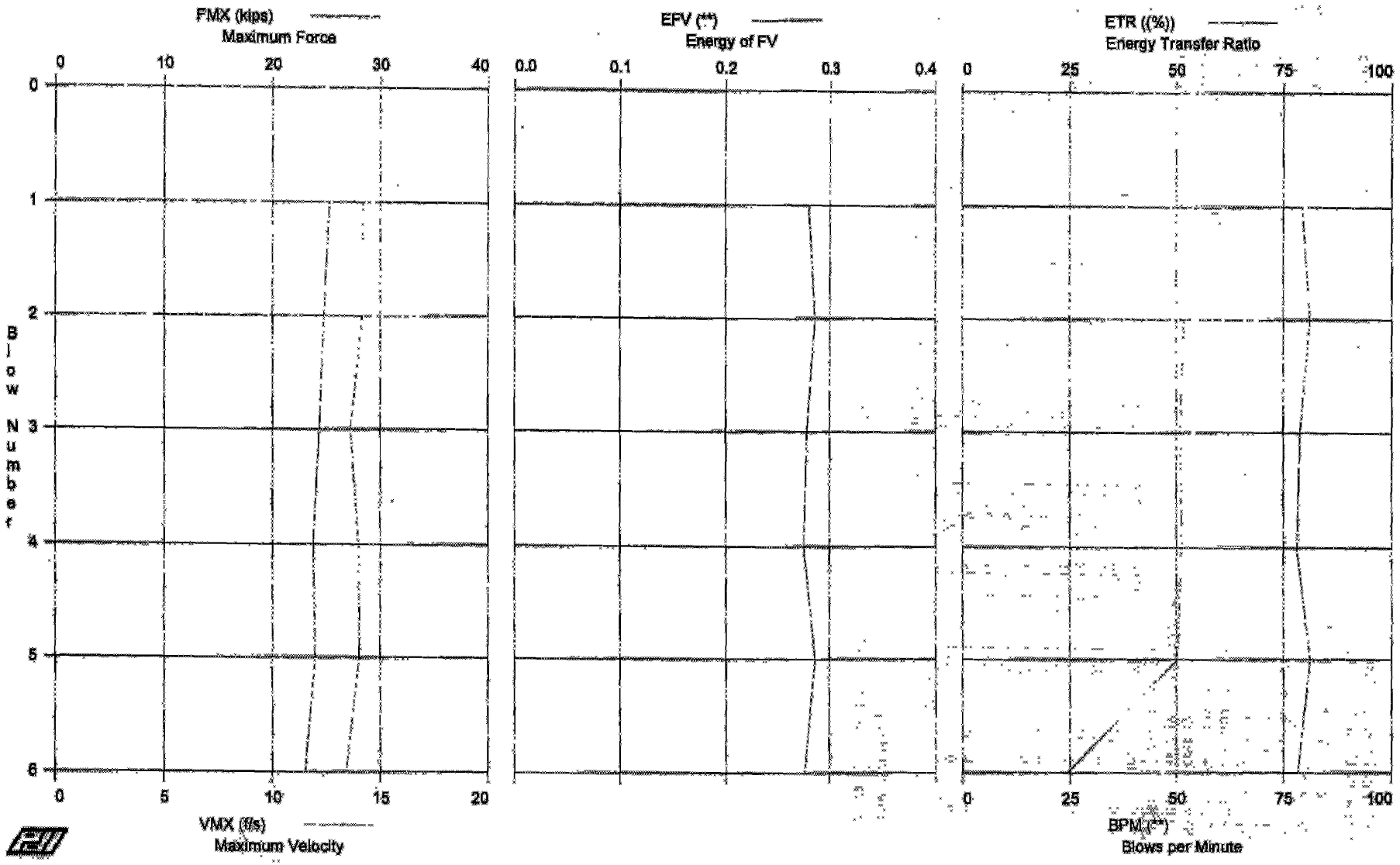

GRL Engineers, Inc.
Case Method Results

PDIPLOT Ver. 2005.2 - Printed: 18-Jul-2006

Calvert Cliffs - B-744-30 SPT
OP: SDW Test date: 20-Jun-2006
AR: 1.19 in^2 SP: 0.492 k/ft3
LE: 34.0 ft EM: 30,000 ksi
WS: 16,807.9 f/s JC: 0.70

FMX: Maximum Force
VMX: Maximum Velocity
EFV: Energy of FV
ETR: Energy Transfer Ratio
BPM: Blows per Minute
EMX: Max Transferred Energy
EF2: Energy of F^2
DFN: Final Displacement
FVP: Force/Velocity proportionality

BL# end	depth ft	TYPE	FMX kips	VMX f/s	EFV **	ETR (%)	BPM **	EMX k-ft	EF2 k-ft	DFN in	FVP []
1	0.00	AV1	25.25	14.20	0.278	79.4	**	0.278	0.263	2.07	0.84
2	0.00	AV1	24.73	14.16	0.284	81.2	51.7	0.284	0.263	3.18	0.81
3	0.00	AV1	24.29	13.61	0.276	78.8	50.9	0.276	0.261	2.22	0.78
4	0.00	AV1	23.73	14.00	0.273	78.1	51.2	0.273	0.259	1.90	0.80
5	0.00	AV1	23.92	14.02	0.284	81.2	50.2	0.284	0.268	1.94	0.76
6	0.00	AV1	23.02	13.41	0.274	78.3	24.3	0.274	0.261	1.88	0.77
		Average	24.16	13.90	0.278	79.5	45.7	0.278	0.263	2.20	0.79

Total number of blows analyzed: 6

Time Summary
Drive 7 seconds 2:04:06 PM - 2:04:13 PM (6/20/2006) BN 1 - 6

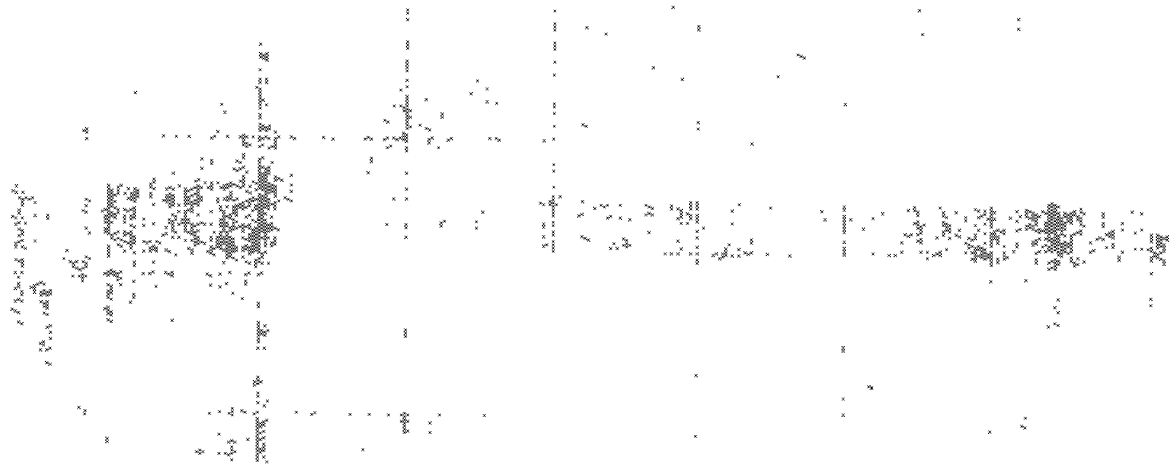

PDIPLOT Ver. 2005.2 - Printed: 18-Jul-2006

GRL Engineers, Inc. - Case Method Results

Test date: 20-Jun-2006

Calvert Cliffs - B-744-45

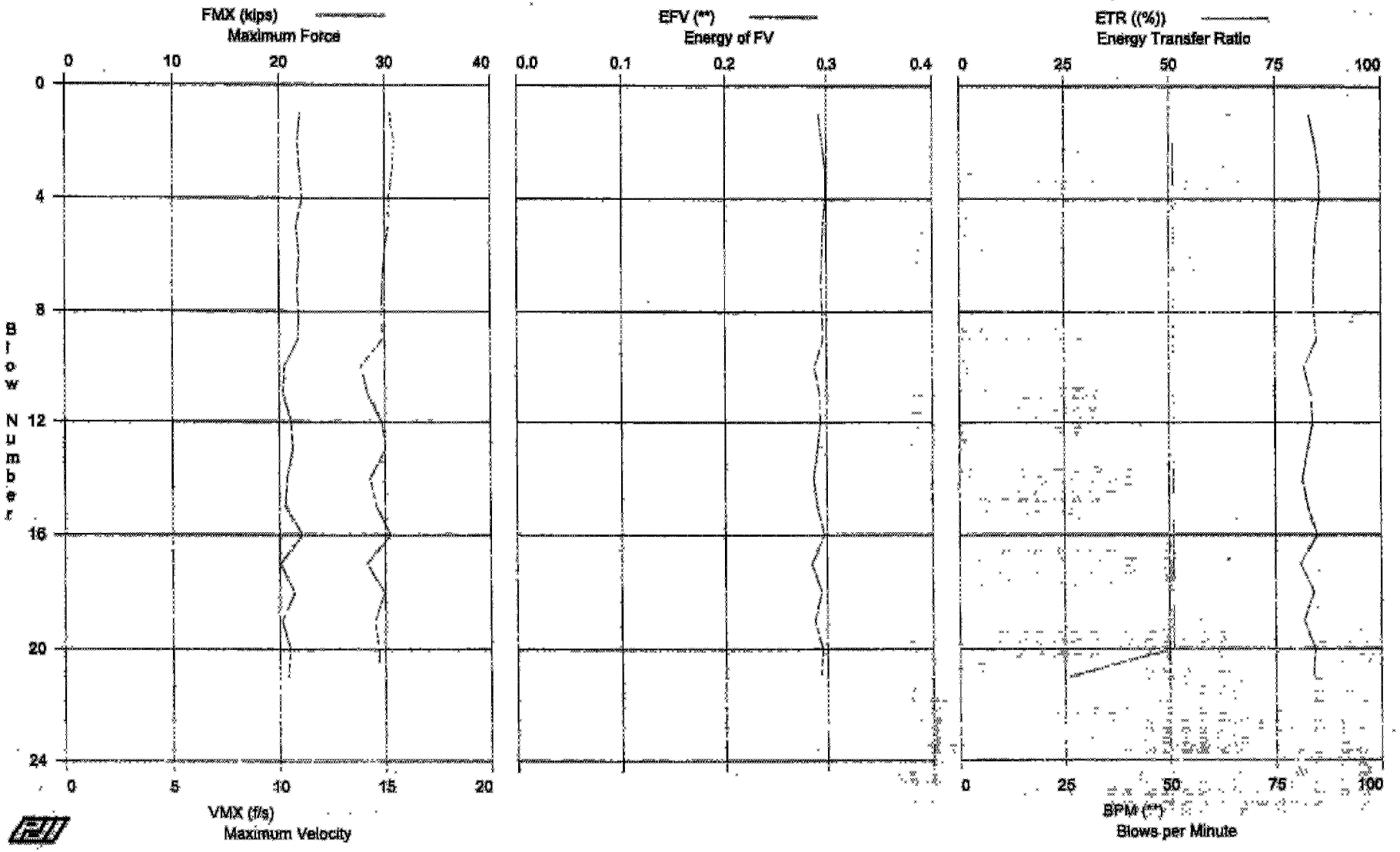

GRL Engineers, Inc.
Case Method Results

PDIPLOT Ver. 2005.2 - Printed: 18-Jul-2006

Calvert Cliffs - B-744-45 SPT
OP: SDW Test date: 20-Jun-2006

AR: 1.19 in^2 SP: 0.492 k/ft3
LE: 49.0 ft EM: 30,000 ksi
WS: 16,807.9 f/s JC: 0.70

FMX: Maximum Force
VMX: Maximum Velocity
EFV: Energy of FV
ETR: Energy Transfer Ratio
BPM: Blows per Minute

EMX: Max Transferred Energy
EF2: Energy of F^2
DFN: Final Displacement
FVP: Force/Velocity proportionality

BL# end	depth ft	TYPE	FMX kips	VMX f/s	EFV **	ETR (%)	BPM **	EMX k-ft	EF2 k-ft	DFN in	FVP []
1	0.00	AV1	21.99	15.25	0.291	83.0	**	0.291	0.253	1.30	0.59
2	0.00	AV1	21.71	15.43	0.295	84.3	50.9	0.295	0.256	1.07	0.58
3	0.00	AV1	21.91	15.38	0.299	85.4	50.9	0.299	0.258	1.22	0.58
4	0.00	AV1	22.17	15.19	0.299	85.5	51.1	0.299	0.257	1.20	0.67
5	0.00	AV1	21.60	15.17	0.296	84.6	51.1	0.296	0.255	0.99	0.59
6	0.00	AV1	21.88	14.95	0.295	84.3	51.0	0.295	0.257	0.82	0.67
7	0.00	AV1	21.67	14.89	0.294	84.0	51.1	0.294	0.253	0.89	0.65
8	0.00	AV1	21.81	14.83	0.295	84.2	51.1	0.295	0.252	0.86	0.61
9	0.00	AV1	21.76	14.89	0.296	84.7	51.0	0.296	0.243	0.88	0.60
10	0.00	AV1	20.49	13.85	0.286	81.8	51.1	0.286	0.239	0.74	0.70
11	0.00	AV1	20.36	14.18	0.292	83.4	51.1	0.292	0.238	0.70	0.61
12	0.00	AV1	21.09	14.85	0.293	83.8	51.0	0.293	0.247	0.43	0.58
13	0.00	AV1	21.23	15.02	0.289	82.6	51.2	0.289	0.251	0.41	0.65
14	0.00	AV1	20.72	14.29	0.285	81.4	51.0	0.285	0.244	0.78	0.68
15	0.00	AV1	20.55	14.60	0.289	82.6	51.1	0.289	0.247	0.67	0.66
16	0.00	AV1	22.11	15.25	0.297	84.7	50.9	0.297	0.249	0.95	0.63
17	0.00	AV1	20.08	14.13	0.283	81.0	51.0	0.283	0.240	0.60	0.67
18	0.00	AV1	21.38	14.95	0.294	84.0	51.1	0.294	0.247	0.78	0.59
19	0.00	AV1	20.24	14.50	0.286	81.7	50.9	0.286	0.240	0.48	0.66
20	0.00	AV1	20.94	14.67	0.295	84.2	51.0	0.295	0.246	0.49	0.67
21	0.00	AV1	20.76	14.70	0.293	83.8	26.0	0.293	0.245	0.52	0.60
		Average	21.26	14.81	0.292	83.6	49.8	0.292	0.248	0.80	0.63

Total number of blows analyzed: 21

Time Summary

Drive 25 seconds 3:05:48 PM - 3:06:13 PM (6/20/2006) BN 1 - 21

PDIPLOT Ver. 2005.2 - Printed: 18-Jul-2006

GRL Engineers, Inc. - Case Method Results

Test date: 20-Jun-2006

Calvert Cliffs - B-744-60

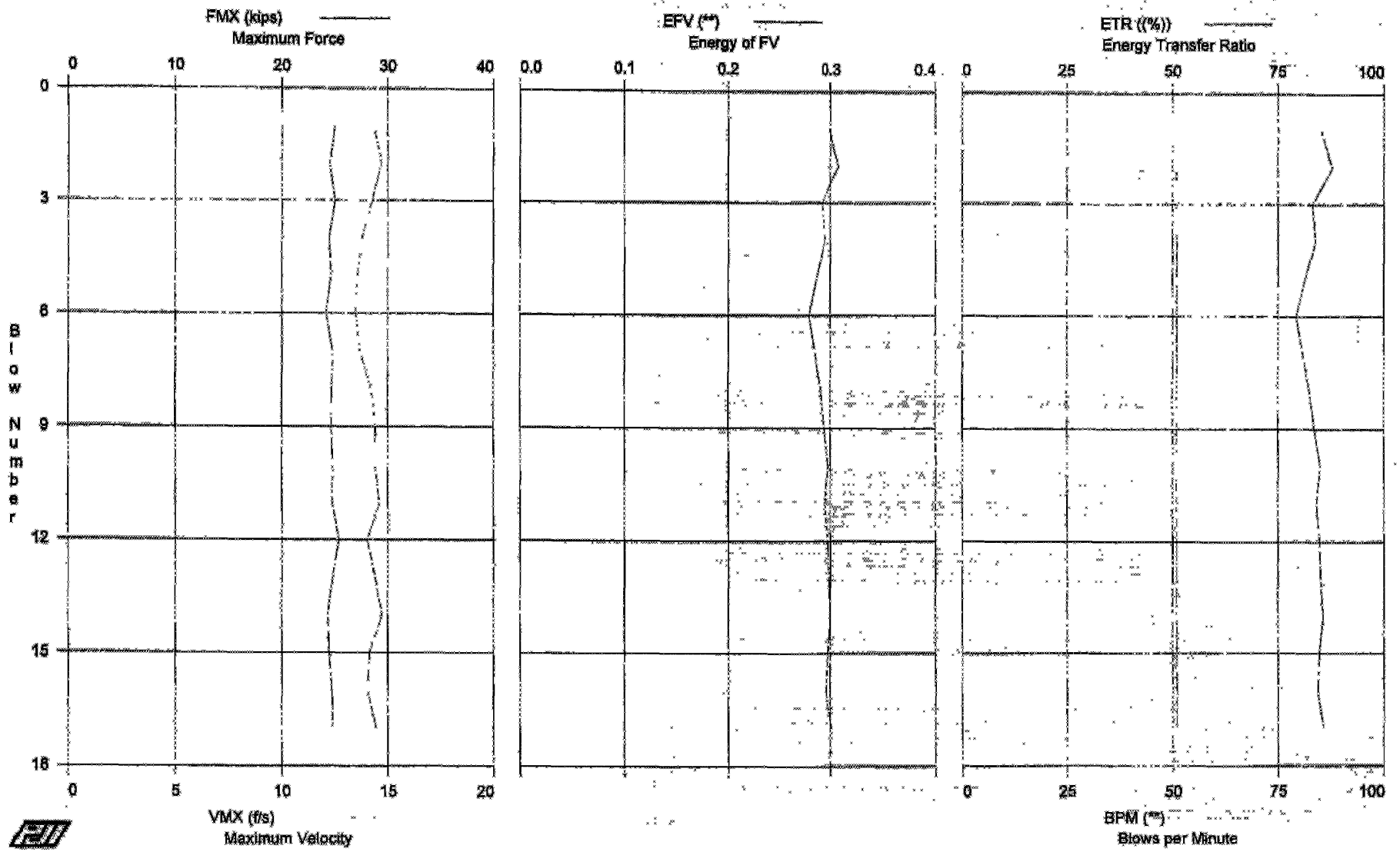

GRL Engineers, Inc.
Case Method Results

PDIPLOT Ver. 2005.2 - Printed: 18-Jul-2006

Calvert Cliffs - B-744-60 SPT
OP: SDW Test date: 20-Jun-2006
AR: 1.19 in^2 SP: 0.492 k/ft3
LE: 64.0 ft EM: 30,000 ksi
WS: 16,807.9 f/s JC: 0.70

FMX: Maximum Force
VMX: Maximum Velocity
EFV: Energy of FV
ETR: Energy Transfer Ratio
BPM: Blows per Minute
EMX: Max Transferred Energy
EF2: Energy of F^2
DFN: Final Displacement
FVP: Force/Velocity proportionality

BL# end	depth ft	TYPE	FMX kips	VMX f/s	EFV **	ETR (%)	BPM **	EMX k-ft	EF2 k-ft	DFN in	FVP []
1	0.00	AV1	24.98	14.32	0.299	85.3	**	0.299	0.265	1.72	0.82
2	0.00	AV1	24.51	14.70	0.308	87.9	50.9	0.308	0.268	1.19	0.79
3	0.00	AV1	24.99	14.26	0.291	83.1	50.8	0.291	0.265	0.51	0.82
4	0.00	AV1	24.44	13.78	0.294	83.9	50.9	0.294	0.259	1.16	0.78
5	0.00	AV1	24.64	13.58	0.285	81.4	51.0	0.285	0.260	0.78	0.81
6	0.00	AV1	24.17	13.48	0.277	79.3	50.9	0.277	0.261	0.25	0.85
7	0.00	AV1	24.75	13.68	0.283	80.8	51.0	0.283	0.266	0.57	0.80
8	0.00	AV1	24.69	14.23	0.289	82.4	50.9	0.289	0.265	0.65	0.82
9	0.00	AV1	24.62	14.40	0.293	83.6	51.0	0.293	0.264	0.72	0.80
10	0.00	AV1	24.77	14.36	0.297	85.0	50.9	0.297	0.262	0.89	0.81
11	0.00	AV1	24.72	14.60	0.294	84.1	51.0	0.294	0.262	0.59	0.80
12	0.00	AV1	25.36	14.01	0.297	84.9	50.9	0.297	0.265	0.65	0.85
13	0.00	AV1	24.76	14.37	0.298	85.1	51.0	0.298	0.265	0.57	0.81
14	0.00	AV1	24.33	14.72	0.300	85.7	51.0	0.300	0.264	0.62	0.78
15	0.00	AV1	24.45	14.11	0.297	84.8	50.9	0.297	0.267	0.42	0.81
16	0.00	AV1	24.70	14.03	0.295	84.4	51.0	0.295	0.265	0.39	0.83
17	0.00	AV1	24.80	14.44	0.301	85.9	50.9	0.301	0.265	0.44	0.81
		Average	24.69	14.18	0.294	84.0	50.9	0.294	0.264	0.71	0.81

Total number of blows analyzed: 17

Time Summary
Drive 19 seconds 4:06:16 PM - 4:06:35 PM (6/20/2006) BN 1 - 17

PDIPLOT Ver. 2005.2 - Printed: 18-Jul-2006

GRL Engineers, Inc. - Case Method Results

Test date: 21-Jun-2006

Calvert Cliffs - B-744-75

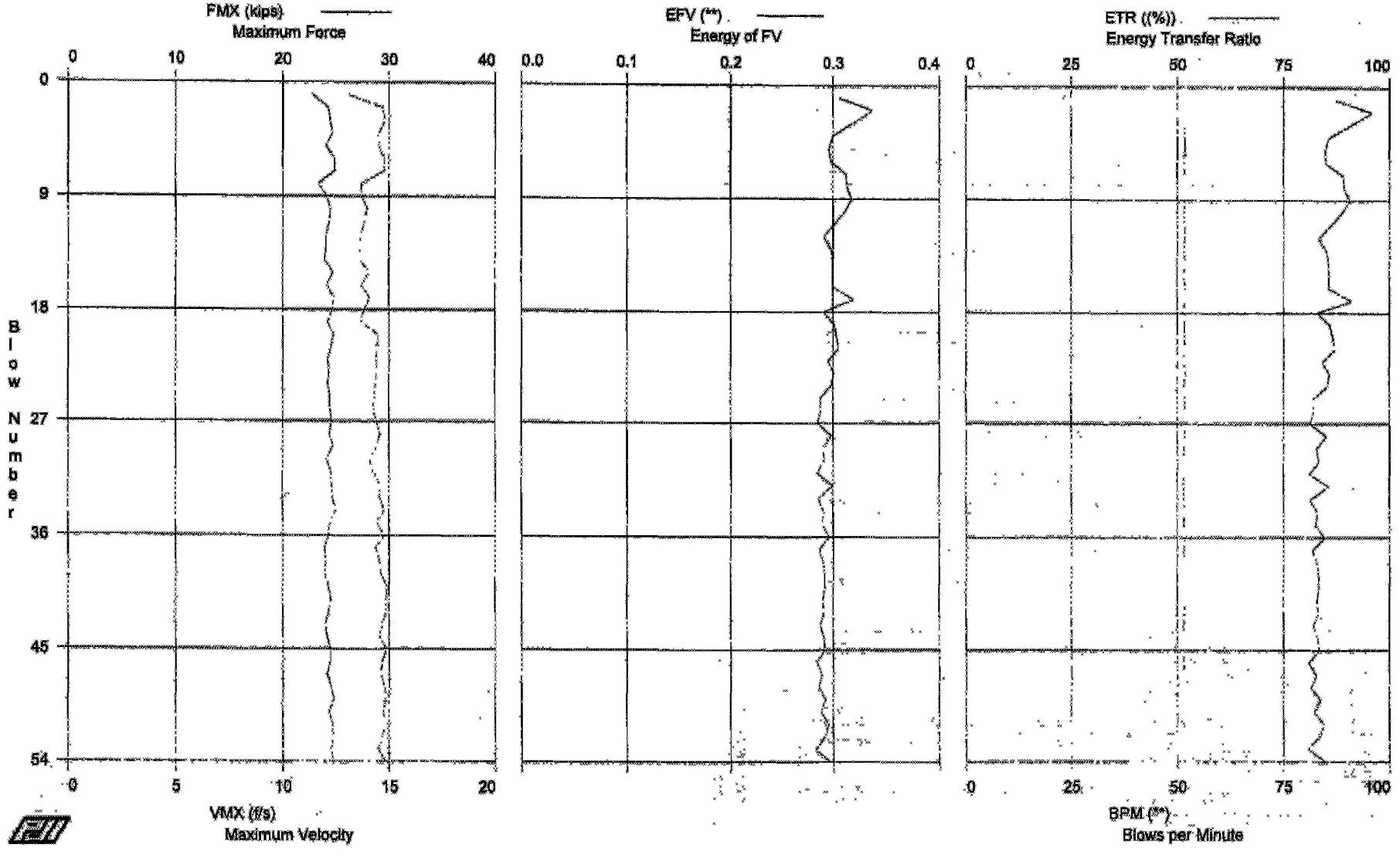

GRL Engineers, Inc.
Case Method Results

PDIPLOT Ver. 2005.2 - Printed: 18-Jul-2006

Calvert Cliffs - B-744-75
OP: SDW

SPT
Test date: 21-Jun-2006

AR: 1.19 in^2
LE: 79.0 ft
WS: 16,807.9 f/s

SP: 0.492 k/ft3
EM: 30,000 ksi
JC: 0.70

FMX: Maximum Force
VMX: Maximum Velocity
EFV: Energy of FV
ETR: Energy Transfer Ratio
BPM: Blows per Minute

EMX: Max Transferred Energy
EF2: Energy of F^2
DFN: Final Displacement
FVP: Force/Velocity proportionality

BL# end	depth ft	TYPE	FMX kips	VMX f/s	EFV **	ETR (%)	BPM **	EMX k-ft	EF2 k-ft	DFN in	FVP []
1	0.00	AV1	22.81	13.11	0.306	87.3	**	0.306	0.266	2.14	0.82
2	0.00	AV1	24.26	14.69	0.336	95.9	51.5	0.336	0.275	2.33	0.74
3	0.00	AV1	24.42	14.80	0.318	90.8	51.7	0.318	0.275	1.84	0.73
4	0.00	AV1	24.68	14.50	0.300	85.6	51.7	0.300	0.272	1.35	0.75
5	0.00	AV1	24.02	14.52	0.296	84.7	51.7	0.296	0.272	0.65	0.78
6	0.00	AV1	24.87	14.80	0.298	85.0	51.6	0.298	0.275	0.47	0.75
7	0.00	AV1	24.85	14.75	0.312	89.1	51.8	0.312	0.272	1.00	0.75
8	0.00	AV1	23.36	13.67	0.313	89.3	51.8	0.313	0.274	1.13	0.80
9	0.00	AV1	24.11	13.71	0.317	90.7	51.7	0.317	0.269	1.14	0.76
10	0.00	AV1	24.48	13.97	0.311	88.7	51.7	0.311	0.271	0.89	0.77
11	0.00	AV1	24.37	13.83	0.301	86.1	51.7	0.301	0.275	0.27	0.76
12	0.00	AV1	24.07	13.67	0.291	83.3	51.8	0.291	0.266	0.21	0.78
13	0.00	AV1	24.06	13.61	0.298	85.2	51.5	0.298	0.270	0.34	0.76
14	0.00	AV1	23.94	13.61	0.300	85.6	51.9	0.300	0.267	0.57	0.77
15	0.00	AV1	24.71	14.07	0.300	85.8	51.5	0.300	0.275	0.23	0.76
16	0.00	AV1	24.14	13.70	0.300	85.7	51.8	0.300	0.270	0.43	0.76
17	0.00	AV1	24.77	14.07	0.319	91.0	51.8	0.319	0.275	0.84	0.76
18	0.00	AV1	24.66	13.81	0.291	83.0	51.6	0.291	0.268	-0.32	0.79
19	0.00	AV1	24.20	13.68	0.301	85.9	51.7	0.301	0.271	0.43	0.77
20	0.00	AV1	24.76	14.48	0.303	86.6	51.8	0.303	0.274	0.40	0.74
21	0.00	AV1	24.53	14.42	0.305	87.0	51.7	0.305	0.275	0.33	0.73
22	0.00	AV1	24.19	14.38	0.295	84.2	51.5	0.295	0.272	0.05	0.72
23	0.00	AV1	24.36	14.41	0.301	85.9	51.9	0.301	0.272	0.32	0.73
24	0.00	AV1	24.23	14.35	0.298	85.3	51.5	0.298	0.273	0.21	0.73
25	0.00	AV1	24.44	14.28	0.287	82.0	51.7	0.287	0.267	-0.03	0.74
26	0.00	AV1	24.42	14.23	0.287	82.1	51.7	0.287	0.262	0.25	0.75
27	0.00	AV1	24.59	14.39	0.284	81.3	51.6	0.284	0.264	0.00	0.74
28	0.00	AV1	24.39	14.56	0.298	85.1	51.7	0.298	0.271	0.12	0.72
29	0.00	AV1	24.72	14.40	0.290	82.7	51.5	0.290	0.266	0.03	0.74
30	0.00	AV1	24.07	14.07	0.291	83.2	51.5	0.291	0.264	0.30	0.74
31	0.00	AV1	24.51	14.22	0.284	81.0	51.5	0.284	0.264	-0.30	0.75
32	0.00	AV1	24.60	14.56	0.300	85.7	51.5	0.300	0.271	0.12	0.72
33	0.00	AV1	24.63	14.53	0.285	81.3	51.5	0.285	0.270	-0.46	0.73
34	0.00	AV1	25.00	14.76	0.290	83.0	51.5	0.290	0.270	-0.38	0.74
35	0.00	AV1	24.41	14.40	0.289	82.6	51.5	0.289	0.268	-0.37	0.72
36	0.00	AV1	24.30	14.73	0.296	84.6	51.7	0.296	0.271	-0.18	0.71
37	0.00	AV1	23.91	14.36	0.286	81.8	51.5	0.286	0.267	-0.44	0.72
38	0.00	AV1	24.00	14.53	0.290	82.8	51.6	0.290	0.269	-0.25	0.72
39	0.00	AV1	23.93	14.60	0.292	83.3	51.6	0.292	0.269	-0.19	0.71
40	0.00	AV1	24.27	14.89	0.292	83.4	51.5	0.292	0.271	-0.31	0.72
41	0.00	AV1	24.52	14.86	0.290	82.9	51.6	0.290	0.272	-0.30	0.73
42	0.00	AV1	24.32	14.86	0.291	83.2	51.8	0.291	0.270	-0.17	0.72
43	0.00	AV1	24.00	14.66	0.287	82.1	51.4	0.287	0.268	-0.27	0.70
44	0.00	AV1	24.16	14.55	0.291	83.1	51.6	0.291	0.267	-0.08	0.71
45	0.00	AV1	24.47	14.87	0.292	83.4	51.6	0.292	0.268	-0.05	0.72
46	0.00	AV1	24.51	14.66	0.283	80.9	51.4	0.283	0.265	-0.24	0.74
47	0.00	AV1	24.16	14.59	0.289	82.7	51.6	0.289	0.267	-0.17	0.71
48	0.00	AV1	24.51	14.76	0.285	81.4	51.5	0.285	0.266	-0.12	0.72
49	0.00	AV1	24.85	14.85	0.293	83.8	51.6	0.293	0.272	-0.06	0.73
50	0.00	AV1	24.37	14.72	0.288	82.2	51.7	0.288	0.270	-0.28	0.72
51	0.00	AV1	24.65	14.76	0.296	84.7	51.5	0.296	0.270	-0.09	0.75
52	0.00	AV1	24.75	14.69	0.292	83.5	51.6	0.292	0.268	0.02	0.75
53	0.00	AV1	24.60	14.48	0.282	80.7	51.5	0.282	0.264	-0.47	0.75
54	0.00	AV1	24.72	14.81	0.297	84.9	51.7	0.297	0.272	-0.19	0.72
		Average	24.36	14.38	0.296	84.7	51.6	0.296	0.270	0.24	0.74

Total number of blows analyzed: 54

Time Summary

Drive : 1 minute 1 second 8:05:33 AM - 8:06:34 AM (6/21/2006) BN 1 - 54

PDIPLOT Ver. 2005.2 - Printed: 18-Jul-2006

GRL Engineers, Inc. - Case Method Results

Test date: 21-Jun-2006

Calvert Cliffs - B-744-90

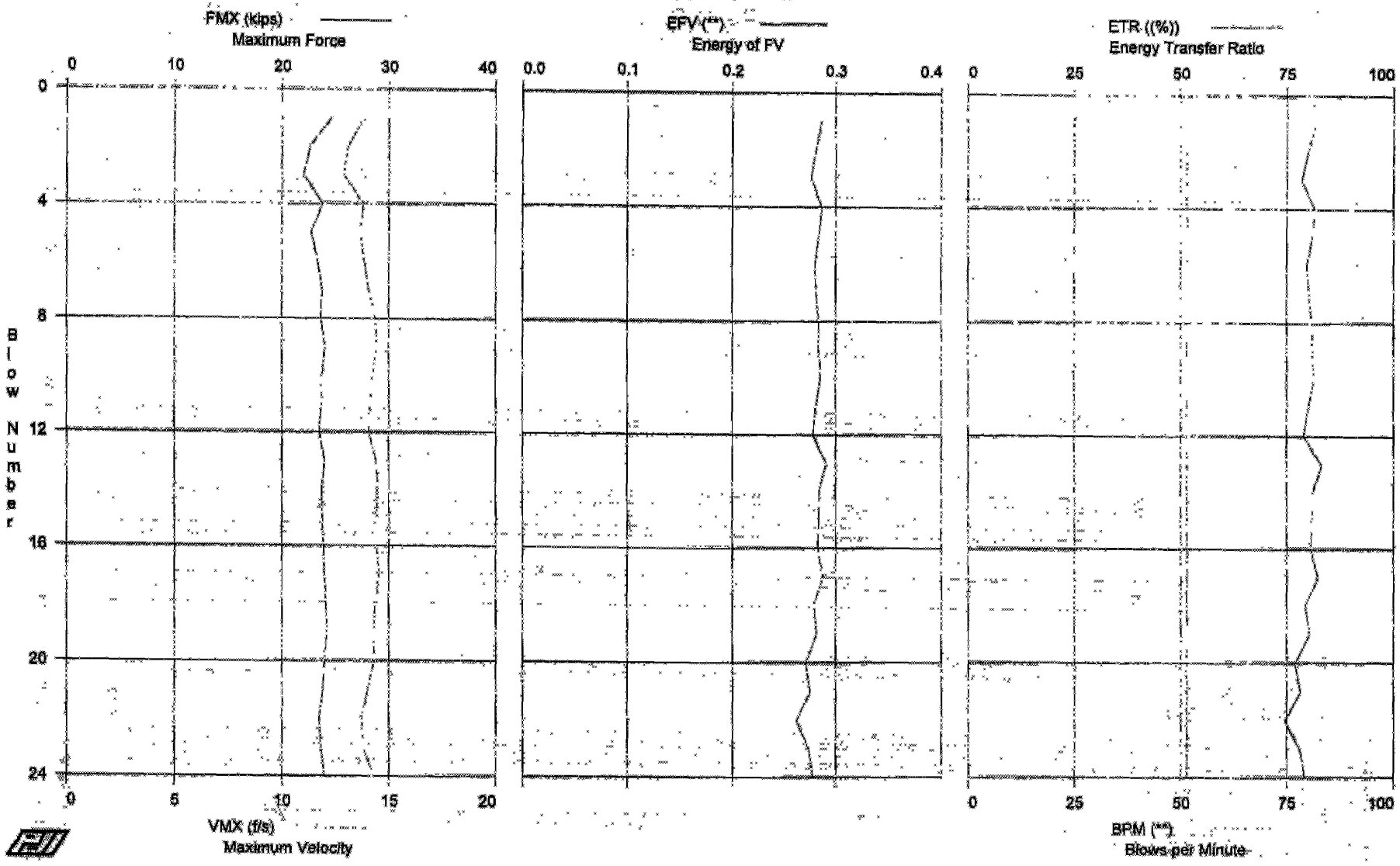

GRL Engineers, Inc.
Case Method Results

PDIPLOT Ver. 2005.2 - Printed: 18-Jul-2006

Calvert Cliffs - B-744-90 SPT
OP: SDW Test date: 21-Jun-2006

AR: 1.19 in^2 SP: 0.492 k/ft3
LE: 94.0 ft EM: 30,000 ksi
WS: 16,807.9 f/s JC: 0.70

FMX: Maximum Force
VMX: Maximum Velocity
EFV: Energy of FV
ETR: Energy Transfer Ratio
BPM: Blows per Minute
EMX: Max Transferred Energy
EF2: Energy of F^2
DFN: Final Displacement
FVP: Force/Velocity proportionality

BL# end	depth ft	TYPE	FMX kips	VMX f/s	EFV **	ETR (%)	BPM **	EMX k-ft	EF2 k-ft	DFN in	FVP []
1	0.00	AV1	24.69	13.89	0.286	81.8	**	0.286	0.281	0.39	0.80
2	0.00	AV1	22.60	13.09	0.280	80.0	51.4	0.280	0.271	0.62	0.77
3	0.00	AV1	22.02	12.89	0.275	78.5	51.5	0.275	0.268	0.31	0.76
4	0.00	AV1	23.80	13.80	0.286	81.6	51.4	0.286	0.267	0.90	0.77
5	0.00	AV1	22.76	13.64	0.283	81.0	51.5	0.283	0.275	0.72	0.75
6	0.00	AV1	23.35	13.84	0.279	79.8	51.5	0.279	0.277	0.56	0.73
7	0.00	AV1	23.74	14.07	0.280	80.1	51.5	0.280	0.282	0.30	0.74
8	0.00	AV1	23.64	14.36	0.283	80.9	51.6	0.283	0.282	0.22	0.73
9	0.00	AV1	24.02	14.43	0.283	80.9	51.5	0.283	0.281	0.40	0.74
10	0.00	AV1	23.72	14.21	0.285	81.3	51.6	0.285	0.278	0.36	0.75
11	0.00	AV1	23.69	14.13	0.280	80.0	51.4	0.280	0.280	0.32	0.75
12	0.00	AV1	23.45	14.05	0.277	79.0	51.6	0.277	0.275	0.28	0.72
13	0.00	AV1	23.98	14.41	0.291	83.2	51.5	0.291	0.278	0.78	0.74
14	0.00	AV1	23.73	14.46	0.284	81.1	51.5	0.284	0.275	0.46	0.72
15	0.00	AV1	23.76	14.43	0.283	81.0	51.5	0.283	0.277	0.41	0.72
16	0.00	AV1	23.87	14.41	0.282	80.6	51.5	0.282	0.279	0.12	0.73
17	0.00	AV1	23.93	14.54	0.288	82.3	51.5	0.288	0.277	0.71	0.72
18	0.00	AV1	24.11	14.36	0.278	79.3	51.4	0.278	0.274	-0.03	0.76
19	0.00	AV1	24.19	14.27	0.281	80.4	51.5	0.281	0.276	0.25	0.75
20	0.00	AV1	23.97	14.31	0.270	77.0	51.4	0.270	0.276	-0.54	0.72
21	0.00	AV1	23.80	14.00	0.274	78.2	51.5	0.274	0.273	-0.29	0.75
22	0.00	AV1	23.46	13.71	0.261	74.6	51.4	0.261	0.265	-0.28	0.78
23	0.00	AV1	23.62	13.80	0.273	78.1	51.5	0.273	0.273	-0.23	0.75
24	0.00	AV1	23.91	14.30	0.277	79.2	51.5	0.277	0.275	-0.38	0.73
		Average	23.66	14.06	0.280	80.0	51.5	0.280	0.276	0.26	0.75

Total number of blows analyzed: 24

Time Summary

Drive 27 seconds 9:11:55 AM - 9:12:22 AM (6/21/2006) BN 1 - 24